

# Interpretable machine learning the crossover from subradiance to superradiance in an atomic array

C. Y. Lin<sup>1,\*</sup> and H. H. Jen<sup>1,+</sup>

<sup>1</sup>Institute of Atomic and Molecular Sciences, Academia Sinica, Taipei 10617, Taiwan

\*jacky0921199997@gmail.com

+sappyjen@gmail.com

## ABSTRACT

Light-matter interacting quantum systems manifest strong correlations that lead to distinct cooperative spontaneous emissions of subradiance or superradiance. To demonstrate the essence of long-range correlations in such systems, we consider an atomic array under the resonant dipole-dipole interactions (RDDI) and apply an interpretable machine learning with the integrated gradients to identify the crossover between the subradiant and superradiant sectors. The machine shows that the next nearest-neighbor couplings in RDDI play as much as the roles of nearest-neighbor ones in determining the whole eigenspectrum within the training sets. Our results present the advantage of machine learning approach with explainable ability to reveal the underlying mechanism of correlations in quantum optical systems, which can be potentially applied to investigate many other strongly interacting quantum many-body systems.

## Introduction

Resonant dipole-dipole interactions (RDDI)<sup>1,2</sup> arise in light-matter interacting systems owing to multiple scatterings or reabsorption of light in the medium. This collective and pairwise interaction results in the subradiance or superradiance<sup>3,4</sup>, which respectively corresponds to a longer or shorter lifetime of cooperative spontaneous emissions<sup>5–14</sup> compared to the natural decay. Their time scales can span wide ranges across the intrinsic lifetime of individual particles, and the range becomes wider in scales especially for a dense medium<sup>10</sup>. As the number of quantum emitters in a dense medium grows, the complexity of RDDI escalates, and the system dynamics becomes intricate owing to its emerging multiple scales in space and time. There is no easy way to characterize the system's radiation property under the RDDI<sup>15</sup> without resolving its full eigenspectrum. This is due to the long-range nature of RDDI, which makes a truncation of interaction range deficient to genuinely describe the system's dynamics, despite of a recent effort of using renormalization group method to reduce a system under strong RDDI to an inhomogeneously broadened ensemble of weakly interacting atoms<sup>16</sup>.

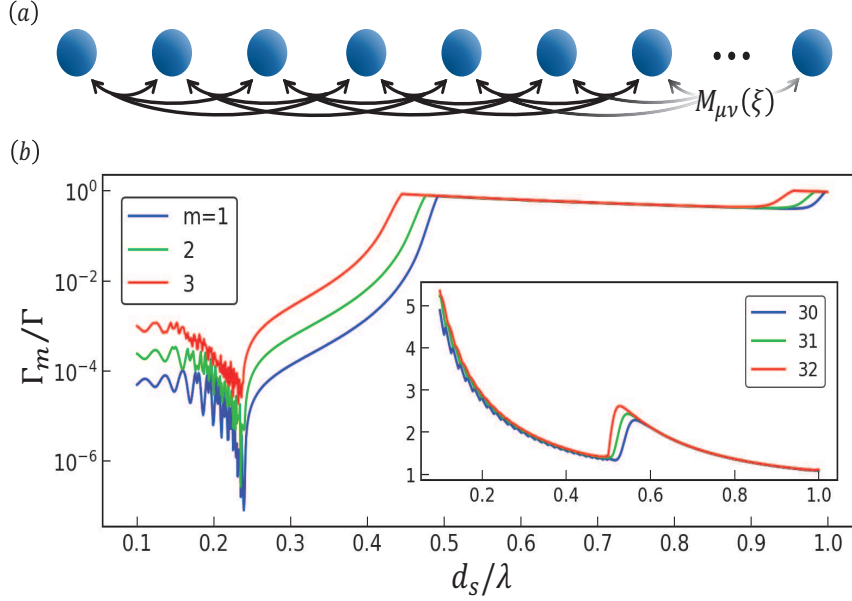
Recently, machine learning (ML)<sup>17,18</sup> has been widely applied in many versatile physical domains<sup>19</sup>, which shows the power in identifying topological phases of matter<sup>20–22</sup> or classifying the experimental data from two-dimensional Fermi-Hubbard models<sup>23</sup>, finding improved solutions to long-distance quantum communication<sup>24</sup> and revealing the arrow of time in thermodynamics<sup>25</sup>. Aside from utilizing ML in physical sciences, modern ML-based techniques have been applied in many areas of industry, and shown the ability of pattern recognition and the advantage of decision making<sup>19</sup>, for example.

In contrast to the common emphasis on the prediction power of ML in fundamental sciences and modern technologies, here we present an interpretable ML<sup>26,27</sup> that directly analyzes the interaction components and allows causal explanations in our model system of an atomic array under RDDI. We use the attributions from the integrated gradients on the trained machine, where the essential crossover feature from the subradiant to superradiant eigen-decay rates can be revealed in either strong or weak RDDI. We find that the next nearest-neighbor (NN) couplings in RDDI are as crucial as the NN ones, which indicates the indispensable role of long-range interaction in the many-atom system under RDDI. The interpretable ML can serve as a complimentary approach to our understanding of the light-matter interacting systems, and the explainable attribution we obtain here can be applied further to strongly correlated condensed-matter systems to uncover distinct features of spatial or time correlations.

## Results

### Resonant dipole-dipole interactions

The pairwise RDDI emerge from a reservoir of quantized bosonic fields interacting with the atoms<sup>2</sup>. After the reservoir degrees of freedom are traced out, the Heisenberg equation of arbitrary quantum operator  $\hat{Q}$  can be expressed in Lindblad



**Figure 1.** Schematic atomic array under RDDI and eigen-decay rates for subradiance and superradiance. (a) A system of atomic array with equidistant interparticle separations  $\xi/|\mathbf{k}_L|$  under RDDI has pairwise interaction forms denoted by  $M_{\mu\nu}(\xi)$ . (b) Eigen-decay rates  $\Gamma_m$  for  $N = 32$  are obtained in an ascending order, where the first three subradiant and the last three superradiant eigenvalues are shown for various distances  $d_s$ .

forms as

$$\frac{d\hat{Q}}{dt} = -i \sum_{\mu \neq \nu}^N \sum_{\nu=1}^N G_{\mu\nu} [\hat{Q}, \hat{\sigma}_\mu^+ \hat{\sigma}_\nu^-] - \sum_{\mu=1}^N \sum_{\nu=1}^N \frac{F_{\mu\nu}}{2} (\hat{\sigma}_\mu^+ \hat{\sigma}_\nu^- \hat{Q} + \hat{Q} \hat{\sigma}_\mu^+ \hat{\sigma}_\nu^- - 2\hat{\sigma}_\mu^+ \hat{Q} \hat{\sigma}_\nu^-), \quad (1)$$

where the dipole operator is  $\hat{\sigma}_\mu^- \equiv |g\rangle_\mu \langle e|$ , and  $\hat{\sigma}_\mu^+ \equiv (\hat{\sigma}_\mu^-)^\dagger$  for two-level quantum emitters with the ground and the excited states as  $|g\rangle$  and  $|e\rangle$ , respectively. The collective and pairwise frequency shifts  $G_{\mu\nu}$  and decay rates  $F_{\mu\nu}$  are

$$F_{\mu\nu}(\xi) \equiv \frac{3\Gamma}{2} \left\{ [1 - (\hat{\mathbf{p}} \cdot \hat{\mathbf{r}}_{\mu\nu})^2] \frac{\sin \xi}{\xi} + [1 - 3(\hat{\mathbf{p}} \cdot \hat{\mathbf{r}}_{\mu\nu})^2] \left( \frac{\cos \xi}{\xi^2} - \frac{\sin \xi}{\xi^3} \right) \right\}, \quad (2)$$

$$G_{\mu\nu}(\xi) \equiv \frac{3\Gamma}{4} \left\{ -[1 - (\hat{\mathbf{p}} \cdot \hat{\mathbf{r}}_{\mu\nu})^2] \frac{\cos \xi}{\xi} + [1 - 3(\hat{\mathbf{p}} \cdot \hat{\mathbf{r}}_{\mu\nu})^2] \left( \frac{\sin \xi}{\xi^2} + \frac{\cos \xi}{\xi^3} \right) \right\}, \quad (3)$$

where  $\Gamma$  is the intrinsic decay rate of the excited state, dimensionless  $\xi = |\mathbf{k}_L| r_{\mu\nu}$  with the wave vector  $|\mathbf{k}_L| = 2\pi/\lambda$ , transition wavelength  $\lambda$ , interparticle distance  $r_{\mu\nu} = |\mathbf{r}_\mu - \mathbf{r}_\nu|$  and dipole orientation  $\hat{\mathbf{p}}$ . The above forms of RDDI look exactly as the interaction between two permanent dipoles but are induced by light excitations by nature.

When we consider single excitation in an atomic array as shown in Fig. 1(a), the complete Hilbert space in bare states  $|\phi_\mu\rangle = \hat{\sigma}_\mu^+ |g\rangle^{\otimes N}$  along with the probability amplitudes  $b_\mu(t)$  are sufficient to describe the system's dynamics. Within this subspace, we can obtain the system's time evolution  $|\Phi(t)\rangle = \sum_{\mu=1}^N b_\mu(t) |\phi_\mu\rangle$  from Schrödinger's equation,

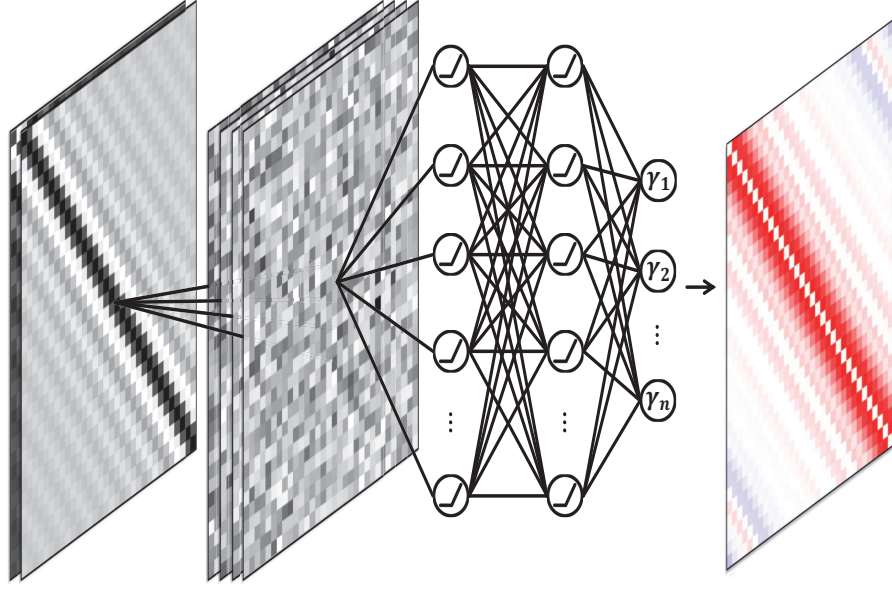
$$i \frac{\partial}{\partial t} |\Phi(t)\rangle = \tilde{H} |\Phi(t)\rangle, \quad (4)$$

where a non-Hermitian Hamiltonian  $\tilde{H}$  reads

$$\tilde{H} = -i \sum_{\mu=1}^N \sum_{\nu=1}^N M_{\mu\nu} \hat{\sigma}_\mu^+ \hat{\sigma}_\nu^-, \quad (5)$$

and the elements of the associated interaction matrix  $M$  becomes

$$M_{\mu\nu} \equiv -\frac{F_{\mu\nu}}{2} + iG_{\mu\nu} \delta_{\mu \neq \nu}. \quad (6)$$



**Figure 2.** Attribution calculation by integrated gradients after learning the eigen-decay rates from the interaction kernel  $M$  with CNNs. Subject to piecewise-defined activation functions in neurons, the leftmost input images are two real-valued layers of the real and imaginary parts of  $M$ . After convolving the input images with a set of learnable filters, pixels of convolved images are fully connected to deep neural networks, which then predicts the eigen-decay rates. Using the method of integrated gradient, pixels in interaction kernel images attribute differently to predict the eigen-decay rates at a certain atomic spacing. Most attribution images show that the nearest neighbor and the next nearest neighbors are more critical to the collective radiations.

The  $M$  in general is a symmetric matrix owing to the symmetries  $F_{\mu\nu} = F_{\nu\mu}$  and  $G_{\mu\nu} = G_{\nu\mu}$ , which can be diagonalized by similarity transformations.

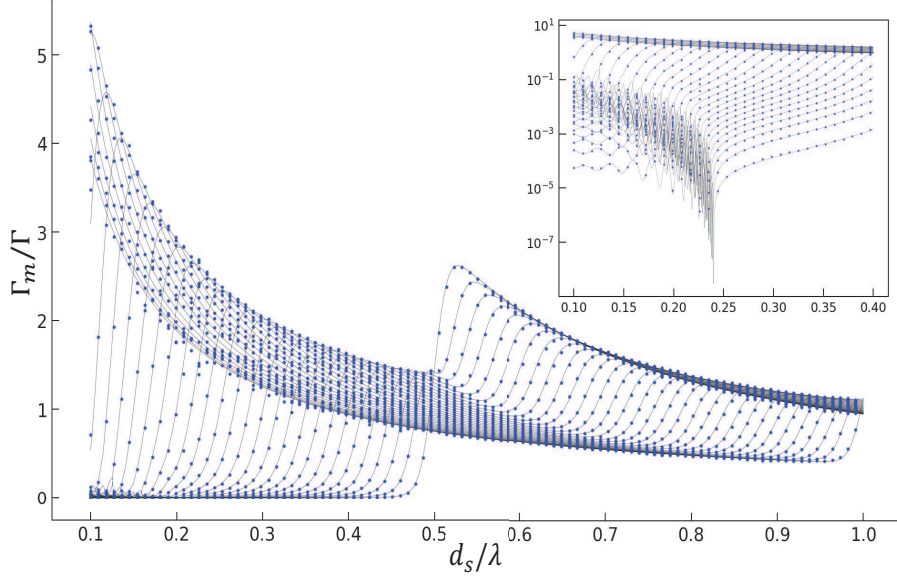
In Fig. 1, we take the example of an atomic array with  $N = 32$  and obtain the eigen-decay rates of  $\Gamma_m = -2\text{Re}(\lambda_m)$  in an ascending order, which is numerically calculated by diagonalizing  $M$  with the eigenvalues  $\lambda_m$ . The subradiant and superradiant decay rates significantly deviate from the noninteracting regime ( $\Gamma_m \sim \Gamma$ ) when  $d_s/\lambda \lesssim 0.5$ . In this strong interacting regime, contrasted scales of decay rates that span wide orders of magnitude can be seen from the most subradiant to the superradiant ones. This shows the richness of these collective spontaneous emissions from many quantum emitters, where the superradiant emission can be described by a uniformly-distributed singly-excited symmetric state<sup>28–30</sup>, whereas the subradiance can be formed from a more subtly-prepared phase-imprinted Hilbert space<sup>10,14,31,32</sup>.

It seems that it is inevitable to take a full account of the eigenspectrum of quantum systems to genuinely describe its dynamics, and the faithfulness of this approach can be easily broken if a truncation of interaction ranges is applied or only near-field or far-field RDDI is taken into account<sup>16</sup>. It is this effective or renormalized perspective of RDDI that underestimates the importance of atom-atom correlations hidden in the interacting system. Below we employ a machine learning approach to study the system of Fig. 1(a) and try to answer the question of how crucial the range of RDDI should be in determining the subradiant and superradiant phenomena of light.

### Machine learning the eigenspectrum

Before introducing the attribution technique as an interpretable machine learning, we first train a convolution neural network (CNN) as shown in Fig. 2 with more technical details described in Methods section. The CNN consists of one convolution layer followed by two fully-connected dense layers to regenerate the eigen-decay rates in logarithmic scales from two-layered interaction kernel images which are composed respectively of the real and imaginary parts of RDDI. Instead of focusing on the prediction power of machine learning the physical observables or parameters, we blend the training and testing regions randomly and set 9 : 1 as the train-to-test-ratio, where the machine is expected to completely learn the relationship between the eigenspectrum and the patterns in the interaction kernel images.

To demonstrate the performance of machine, in Fig. 3, we show the comparison between the predicted eigen-decay rates from the trained machine and the true ones directly from diagonalization. The machine can mostly predict the eigen-decay rates well, which makes the interpretable attributions of images we calculate later more convincing. A relatively harder



**Figure 3.** Tests of the trained CNNs in a range of atomic spacing for the system size of  $N = 32$ . For every atomic spacing, the CNNs predict 32 eigen-decay rates in an ascending order denoted as blue dots on top of the true ones in black solid lines. The inset zooms in the prediction of the subradiant decay rates at small interparticle distances. In this regime, the prediction accuracy can be improved by taking the logarithm of the eigen-decay rates, but the accuracy is limited because the fast-oscillating parts are relatively hard to learn.

learning parameter regime appears in the subradiant sectors of eigen-decay rates at small atomic spacings, which is shown in the inset of Fig. 3. In this limited region, the prediction accuracy drops a little owing to the abrupt changes of the eigenvalues.

### Crossover in the images of attribution

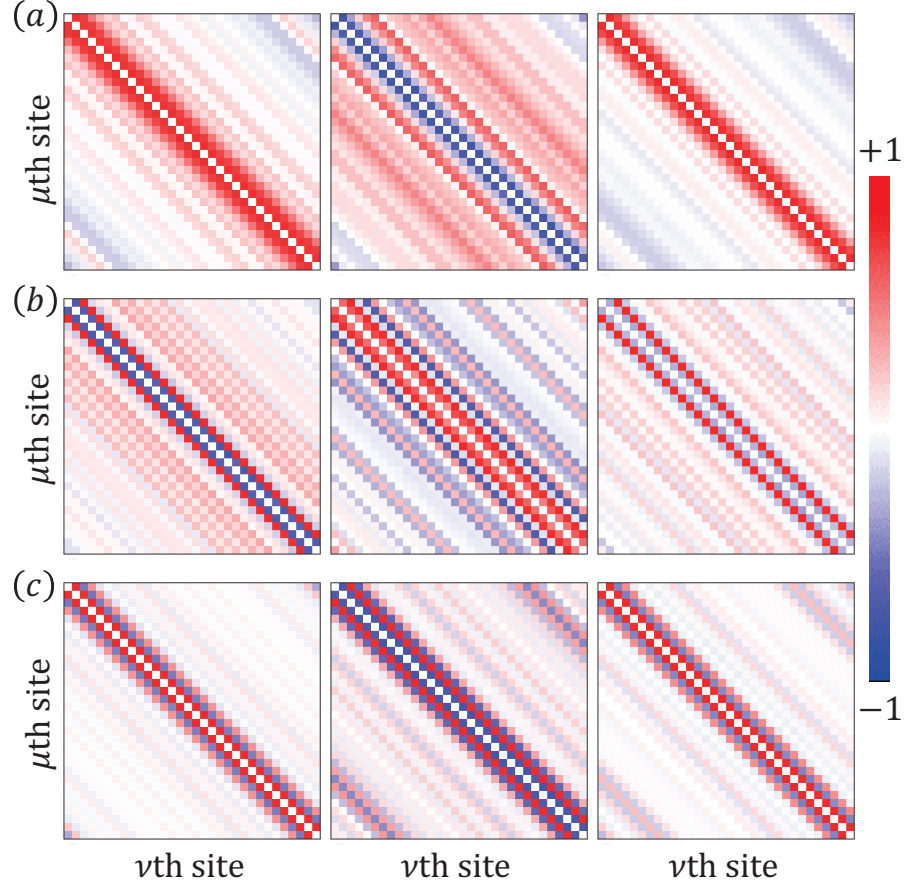
Here we introduce the integrated gradients<sup>33</sup> as an interpretable machine learning which intends to explain the relationship between the features of input images and the predicted labels from trained machines. Applying local gradients on the original input images relative to the predicted labels is usually an intuitive way to assign features that the trained machines ‘see’. However, the local gradients would approach to zero when a model has completely learned a certain feature connected to a label, since it does not affect the predictions by making a small deviation of pixels on the original images. As steep gradients may occur at any interpolated images from a baseline image to an original one, the integrated gradients technique includes all gradients along them and thus can reflect more distinctive features. This can be achieved since integrated gradients comply with the properties of sensitivity and the invariant implementation, where identical attributions should be obtained in two equivalent networks<sup>33</sup>.

The integrated gradients are defined as<sup>33</sup>

$$\text{IntegratedGrads}_i^{\text{approx}}(x) = \sum_{k=1}^m \frac{\partial F(x' + k/m \times (x - x'))}{\partial x_i} \times \frac{(x_i - x'_i)}{m}. \quad (7)$$

This represents the integrated gradients algorithm with  $m$ -steps Riemann approximation of the integral along the  $i^{\text{th}}$  dimension from an baseline image  $x'$  to an input image  $x$ , where  $\partial F(x)/(\partial x_i)$  is the gradient of a function  $F$  which is defined as the negative squared difference between the predicted eigen-decay rate of the interpolated image and the one of the original image. This definition indicates the inclination to interpret what causes the machine make the final prediction. After the Riemann sum over the gradients of interpolated images  $[x' + k/m \times (x - x')]$ , the algorithm yields the attribution images. The baseline image, on which a starting point to apply gradients, is usually set to an image where no desired feature appears. Considering the feature of the collective effect we investigate here, we set the baseline image as a non-interacting kernel, where only the diagonal terms are nonzero as the natural decay rates, while the off-diagonal parts are vanishing owing to the weak RDDI when  $d_s/\lambda \gg 1$ .

In Fig. 4, we use  $m = 1000$  steps in the integrated gradients and present the attribution images for three different interparticle distances from strong to moderate RDDI. The attribution images of the most subradiant and superradiant decay rates present similar feature importance, whereas the crossover regions of some representative eigen-decay rates  $\Gamma_m \sim \Gamma$  distinguish



**Figure 4.** Attribution images of crossover from subradiant to superradiant decay rates at  $d_s/\lambda = 0.25, 0.5$  and  $0.75$  in (a-c), respectively, for  $N = 32$ . These colors of images are normalized to their own maximal and absolute values of pixels, and the faint color corresponds to near-zero values. The indices  $m$  of the eigen-decay rates  $\Gamma_m$  in (a-c) from left to right are  $(1, 17, 32)$ ,  $(1, 21, 32)$  and  $(1, 15, 32)$ , respectively. The attribution images of the most sub- and super-radiant decay rates (the first and the  $N$ th ones) present almost the same structure of importance in the nearest-neighbor and the next nearest-neighbor coupling ranges, which is universal for every atomic spacings. The attributions for the crossover regions of  $\Gamma_m \sim \Gamma$  are distinguishable from both subradiant or superradiant regimes, which spread further into the off-diagonal parts.

from the subradiant and superradiant regimes (SSRs). For a smaller  $d_s$  under strong RDDI in Fig. 4(a), both NN and next NN coupling ranges are important for SSRs, in huge contrast to the spreading features of the crossover regime in its off-diagonal parts along with a suppression at short distance. This indicates that the crossover region with the eigen-decay rates close to the intrinsic ones correspond to the interaction range at a longer distance. This makes sense since RDDI at longer distances have a weaker effect on the collective decay rates, leading to a flat spectrum of  $\Gamma_m \approx \Gamma$ .

When we increase  $d_s$  in Figs. 4(b) and 4(c), we find that the next NN and the NN coupling range stands out in the SSRs, respectively. By contrast, the respective crossover region has extending off-diagonal stripes of positive and negative features, which is most prominent in the middle plot of Fig. 4(b). For longer interparticle distances, long-range interferences of RDDI could arise and lead to relatively complex structures in the crossover regimes. In general, the attributions in SSRs manifest more significantly at short distances compared to the crossover regime, which allows us to identify the onset to move from the subradiance to superradiance.

To differentiate the attributions of the subradiant regime from the superradiant one, we look into the absolute values of attributions in respective regimes. Although they have similar attribution patterns in respective normalized scales of pixels, their absolute values show contrasted scales, where the attribution of the superradiant eigen-decay rates is much larger in orders of magnitudes for small interparticle distances in particular, and thus they can be distinguished. We show the corresponding absolute values of Fig. 4 in Supplementary Fig. S1. For a larger size of the atomic system, we obtain similar attribution features in SSRs and crossover regimes, and as an example, the case of  $N = 64$  is shown in Supplementary Fig. S2. For a

larger system, alternating features of importance between NN and next NN coupling ranges can appear when approaching the crossover regime from the side of subradiant sector. This shows rich dynamics of attribution features and indicates a possibly hidden rule in the process of correlations build-up in the quantum system.

## Discussion

It is well known that RDDI in an atomic array are essential in the observations and theoretical predictions of cooperative spontaneous emissions in a finite-size system. However, there is no clear and convincing approach to treat the effect of RDDI in a large and dense atomic ensemble<sup>16</sup> owing to the arising complexity in the emergent and long-range atom-atom correlations. This causes difficulties in numerical simulations by classical computers, and it seems that quantum simulation or quantum computation<sup>34</sup> could be the ultimate resolution as they should be for many other complex quantum many-body systems as well. To reveal the essential feature of long-range correlations induced from RDDI, we take a different route not from physical insights but utilize an interpretable machine as a complimentary instrument. An interpretable machine learning intends to understand the black-box predictions of machine learning<sup>26</sup>, with which we are able to obtain the attributions of RDDI from the integrated gradients to connect and relate the predictions of a deep neural network to its input interaction kernels. They provide a causal implication from their features to the structures of RDDI, which can be highly correlated but hidden in the common physical observables of eigenspectrum.

Our results presented here provide an insightful research direction in quantum systems, which discriminates different sectors of eigenspectrum by distinct features of importance. When the system is under strong RDDI for small interparticle distances, the feature of attributions suggests that at least the next nearest-neighbor coupling range matters for the predictions of the eigen-decay rates. This evidences an insufficient truncation of the coupling range at the nearest-neighbor, and this conclusion supported by the machine learning approach reassures the need for more sophisticated quantum optical theories without resolving the full eigenspectrum to tackle the problem that involves considerable higher-order quantum correlations. For higher-dimensional quantum systems or multiply-excited Hilbert space<sup>14</sup> under RDDI, we may face new challenges such as extensive quantum correlations emerging from the system, consuming training time in machine learning and the need of new feature importance measures.

In conclusion, we use the attributions from integrated gradients to explore the features of subradiance and superradiance in the eigenspectrum of an atomic array. The crossover from subradiant to superradiant sectors can be identified in an interpretable machine learning, where the importance of long-range interaction reflects in the off-diagonal images of attributions, indicating the indispensable role of interaction ranges beyond the nearest-neighbor. In our quantum optical setup with RDDI, a deep network can be used to extract hidden rules from its predictions and provide insights to study other complex many-body condensed-matter systems.

## Methods

### Convolution neural network

Convolution neural network (CNN) usually consists of three types of layers: convolution layers, pooling layers and dense layers. Convolution layers convolve input images with image filters to extract possible hidden patterns. The size of filters is usually smaller than the size of the input images. Nonetheless, we find that when both sizes are equal, the images attribution images become symmetric naturally rather than post-symmetrizing them manually as required by physical insights. Pooling layers usually take either the maximum or the average value across convolved images. Here we remove this layer since every elements in our convolved images should participate in the collective effect we investigate in this work. Besides, the size of our interaction kernel images is not that large, and so we do not need the pooling layers to reduce the burden of training variables. The final dense layers are fully connected layers which could enhance the complexity and nonlinearity of the datasets by introducing nonlinear activation functions across the dense layers. ReLU, the nonlinear piecewise-defined activation function we used, cannot take in the complex numbers contained in an interaction kernel. Hence, we split the real and imaginary part of kernels and combined them as two-layer images.

Our data contains 300000 sets of interaction kernels, where we train their corresponding decay rates from  $d_s/\lambda = 0.1$  to 1.0. To improve the accuracy, we took the logarithm of the eigen-decay rates as image labels. The training set and the testing set are randomly sampled from the data with 9 : 1 as the train-to-test-ratio. We use one convolution layer followed by two dense layers. The number of learnable filters in convolution layers is four times the size of atomic array, and the numbers of neurons in each dense layer are both two times the size of atomic array.

### Data availability

Data is available on reasonable request from the corresponding authors.

## References

1. Stephen, M. J. First-order dispersion forces. *J. Chem. Phys.* **40**, 669-673 (1964).
2. Lehmberg, R. H. Radiation from an  $N$ -Atom System. I. General Formalism. *Phys. Rev. A* **2**, 883-888 (1970).
3. Dicke, R. H. Coherence in spontaneous radiation processes. *Phys. Rev.* **93**, 99-110 (1954).
4. Gross, M. & Haroche, S. Superradiance: An essay on the theory of collective spontaneous emission. *Phys. Rep.* **93** 301-396 (1982).
5. Pellegrino, J. *et al.* Observation of suppression of light scattering induced by dipole-dipole interactions in a cold-atom ensemble. *Phys. Rev. Lett.* **113**, 133602 (2014).
6. Scully, M. O. Single photon subradiance: quantum control of spontaneous emission and ultrafast readout. *Phys. Rev. Lett.* **115**, 243602 (2015).
7. Jennewein, S. *et al.* Coherent scattering of near-resonant light by a dense microscopic cold atomic cloud. *Phys. Rev. Lett.* **116**, 233601 (2016).
8. Guerin, W., Araújo, M. O. & Kaiser, R. Subradiance in a large cloud of cold atoms. *Phys. Rev. Lett.* **116**, 083601 (2016).
9. Bromley, S. L. *et al.* Collective atomic scattering and motional effects in a dense coherent medium. *Nat. Commun.* **7**:11039 (2016).
10. Jen, H. H., Chang, M.-S. & Chen, Y.-C. Cooperative single-photon subradiant states. *Phys. Rev. A* **94**, 013803 (2016).
11. Sutherland, R. T. & Robicheaux, F. Collective dipole-dipole interactions in an atomic array. *Phys. Rev. A* **94**, 013847 (2016).
12. Bettles, R. J., Gardiner, S. A. & Adams, C. S. Cooperative eigenmodes and scattering in one-dimensional atomic arrays. *Phys. Rev. A* **94**, 043844 (2016).
13. Shahmoon, E., Wild, D. S., Lukin, M. D. & Yelin, S. F. Cooperative resonances in light scattering from two-dimensional atomic arrays. *Phys. Rev. Lett.* **118**, 113601 (2017).
14. Jen, H. H. Phase-imprinted multiphoton subradiant states. *Phys. Rev. A* **96**, 023814 (2017).
15. Chomaz, L., Corman, L., Yefsah, T., Desbuquois, R. & Dalibard, J. Absorption imaging of a quasi-two-dimensional gas: A multiple scattering analysis, *New J. Phys.* **14**, 055001 (2012).
16. Andreoli, F., Gullans, M. J., High, A. A., Browaeys, A. & Chang D. E. Maximum refractive index of an atomic medium. *Phys. Rev. X* **11**, 011026 (2021).
17. Goodfellow, I., Bengio, Y. & Courville, A. *Deep Learning* (MIT Press, 2016).
18. Mehta, P., Bukov, M., Wang, C.-H., Day, A. G.R., Richardson, C., Fisher, C. K. & Schwab, D. J. A high-bias, low-variance introduction to Machine Learning for physicists. *Phys. Rep.* **810**, 1-124 (2019).
19. Carleo, G., Cirac, I., Cranmer, K., Daudet, L., Schuld, M., Tishby, N., Vogt-Maranto, L. & Zdeborová, L. Machine learning and the physical sciences. *Rev. Mod. Phys.* **91**, 045002 (2019).
20. Carrasquilla, J. & Melko, R. G. Machine learning phases of matter. *Nat. Phys.* **13**, 431-434 (2017).
21. Rodriguez-Nieva, J. F. & Scheurer, M. S. Identifying topological order through unsupervised machine learning. *Nat. Phys.* **15**, 790-795 (2019).
22. Piloizzi, L., Farrelly, F.A., Marcucci, G. & Conti, C. Machine learning inverse problem for topological photonics. *Commun Phys* **1**, 57 (2018).
23. Bohrdt, A., Chiu, C. S., Ji, G., Xu, M., Greif, D., Greiner, M., Demler, E., Grusdt, F., & Knap, M. Classifying snapshots of the doped Hubbard model with machine learning *Nat. Phys.* **15**, 921-924 (2019).
24. Wallnöfer, J., Melnikov, A. A., Dür, W., Briegel, H. J. Machine learning for long-distance quantum communication. *PRX Quantum* **1**, 010301 (2020).
25. Seif, A., Hafezi, M. & Jarzynski, C. Machine learning the thermodynamic arrow of time. *Nat. Phys.* **17**, 105-113 (2021).
26. Molnar, C., Casalicchio, G. & Bischl, B. Interpretable Machine Learning — A brief history, state-of-the-art and challenges. arXiv:2010.09337v1.
27. Adadi, A. & Berrada, M. Peeking inside the black-box: A survey on explainable artificial intelligence (XAI). *IEEE Access* **6**, 52138-52160 (2018).

28. Scully, M. O., Fry, E. S., Raymond, Ooi C. H. & Wódkiewicz, K. Directed spontaneous emission from an extended ensemble of N atoms: Timing is everything. *Phys. Rev. Lett.* **96**, 010501 (2006).
29. Eberly, J. H. Emission of one photon in an electric dipole transition of one among N atoms. *J. Phys. B: At. Mol. Opt. Phys.* **39**, S599 (2006).
30. Mazets, I. E. & Kurizki, G. Multiatom cooperative emission following single-photon absorption: Dicke-state dynamics. *J. Phys. B: At. Mol. Opt. Phys.* **40**, F105 (2007).
31. Jen, H. H., Chang, M.-S. & Chen, Y.-C. Cooperative light scattering from helical-phase-imprinted atomic rings. *Sci. Rep.* **8**, 9570 (2018).
32. Jen, H. H. Directional subradiance from helical-phase-imprinted multiphoton states. *Sci. Rep.* **8**, 7163 (2018).
33. Sundararajan, M., Taly, A. & Yan, Q. Axiomatic attribution for deep networks. *Proceedings of Machine Learning Research* **70**, 3319-3328 (2017)
34. DiVincenzo, D. P. The physical implementation of quantum computation. *Fortschritte der Physik: Progress of Physics* **48**, 771-783 (2000).

## Acknowledgments

We thank Daw-Wei Wang and his group members in NTHU for insightful discussions. We acknowledge support from the Ministry of Science and Technology (MOST), Taiwan, under the Grant No. MOST-109-2112-M-001-035-MY3, and also TensorFlow which provides a free and open-source software library for machine learning.

## Author contributions

H.H.J. conceived the machine learning project, C.Y.L. applied the machine learning programs, conducted the machine learning training and calculated the attributions. Both authors analyzed the results and wrote the manuscript.

## Competing interest

The authors declare that they have no competing interests.