

Prediction of electronic and half metallic properties of Mn_2YSn ($Y = Mo, Nb, Zr$) Heusler alloys

S. Zeffane^{1,2}, M. Sayah^{1,2}, F. Dahmane^{1,3}, M. Mokhtari^{1,2}, L. Zekri², R. Khenata³, N. Zekri²

¹ Département de SM, Institut des Sciences et des Technologies, Centre Universitaire de Tissemsilt, 38000 Tissemsilt, Algérie

² Université des Sciences et de la Technologie d'Oran Mohamed Boudiaf, USTO-MB, LEPM, BP 1505, El M' Naouar, 31000 Oran, Algeria

³ Laboratoire de Physique Quantique et de Modélisation Mathématique (LPQ3M), Département de Technologie, Université de Mascara, 29000 Mascara, Algérie

Received April 23, 2020, in final form September 5, 2020

We investigate the structural, electronic and magnetic properties of the full Heusler compounds Mn_2YSn ($Y = Mo, Nb, Zr$) by first-principles density functional theory using the generalized gradient approximation. It is found that the calculated lattice constants are in good agreement with the theoretical values. We observe that the Cu_2MnAl -type structure is more stable than the Hg_2CuTi type. The calculated total magnetic moments of Mn_2NbSn and Mn_2ZrSn are $1 \mu_B$ and $2 \mu_B$ at the equilibrium lattice constant of 6.18 \AA and 6.31 \AA , respectively, for the Cu_2MnAl -type structure. Mn_2MoSn have a metallic character in both Hg_2CuTi and Cu_2MnAl type structures. The total spin magnetic moment obeys the Slater-Pauling rule. Half-metal exhibits 100% spin polarization at the Fermi level. Thus, these alloys are promising magnetic candidates in spintronic devices.

Key words: Heusler, half metallic, magnetic moment, spintronic

1. Introduction

To ameliorate the performance of spintronic devices is indispensable for the advance of modern technology [1]. Half-metallic ferromagnets (HMFs) are interesting spin-polarized materials and, thus these are ideal for the application in spintronic devices [2]. Half-metal magnets have got broad attentions. They are utilized in the manufacturing of electronic gadgets because of their wide band gap in minority spins, magnetic random access memory effect, high data processing rate and low consumption of electric power and gradually increasing density [3, 4]

Numerous half-metallic ferromagnets have been predicted and verified experimentally since $NiMnSn$ was predicted in 1983 by De Groot et al. [5]. Ferromagnetic materials display diverse electronic properties in the spin up and down bands, with metallic properties in one spin band and insulator or semiconductor properties in another, thus leading to 100% spin polarization at the Fermi level [6] [7] [8]. Heusler alloys are a class of inter-metallic compounds, simple structures and unique properties [9]. In 1903, a German scientist Heusler found that the atoms in the alloy Cu_2MnAl were non-magnetic (NM), but the alloys showed an adjustable magnetism through heat treatment and chemical components. During the past few decades, Heusler alloys have been favorable candidates for multifunctional materials because of their numerous excellent properties, such as: Magnetocaloric effect [10] [11], giant magnetoresistance [12], magnetic field-drive shape memory effects [13], half-metallicity [14], Hall effects [15]. In addition, some Heusler compounds exhibit excellent thermoelectric properties [16, 17].

Furthermore, a very interesting class of Heusler alloys that has received considerable theoretical studies is the HM, Mn_2YZ . These materials are much more favorable than their ferromagnetic coun-

terparts in magneto-electronic applications [18]. One important application of Mn_2YZ Heusler alloys is spintronic materials. Many Mn_2 -based Heusler alloys have been reported to be half-metals or spin gapless semiconductors (SGSs) such as Mn_2CoAl inverse Heusler alloy under pressure [19], Mn_2CoZ ($Z = Al, Ga, In, Si, Ge, Sn, Sb$) [20], Mn_2VZ ($Z = Al, Ga, In, Si, Ge, Sn$) [21], Mn_2CoAl [22].

In this paper, we present an investigation on the structural, electronic, magnetic properties and halfmetallic behavior of Mn_2YSn ($Y = Mo, Nb, Zr$). This paper is structured as follows: in section 2, we briefly describe the computational method used in this work, Results and discussions of our study are present in section 3. Finally, a summary of the work is given in section 4.

2. Computational method

In order to calculate the electronic, structure and magnetic properties, we employed the FP-LAPW method in the framework of the density functional theory (DFT) [23] as implemented in the WIEN2k code [24]. In this method, the space is divided into non-overlapping muffin-tin (MT) sphere separated by an interstitial region. The generalized approximation proposed by Perdew-Burke-Ernzerhof was used for the exchange correlation potential [25]. Spin polarized calculations were performed with both spin-up and spin-down states. The maximum value of angular momentum $L_{max} = 10$ for the wave function expansion inside the muffin tin sphere. The convergence of the basis was controlled by cut-off of $K_{max} = 8.0/R_{MT}$ where R_{MT} is the muffin tin sphere radius and K_{max} is the largest reciprocal lattice vector used in the plane wave expansion within the interstitial region. The cutoff energy, which defines the separation of valence and core states, was chosen as -6.0 Ry. A mesh of 64 special k-points was made in the irreducible wedge of the Brillouin zone. In the interstitial region, the charge density and the potential were expanded as a Fourier series with wave vectors up to $G_{max} = 12$ a.u.⁻¹. A convergence norm for self-consistent field calculations was chosen in such a way that the difference in the energy between two successive iterations did not exceed 10^{-4} Ry.

The radii R_{MT} of the muffin-tin are selected to be as large as possible under the condition that the spheres do not overlap. The electronics configurations for atoms in Mn_2YSn ($Y = Mo, Nb, Zr$) are: Mn: $[Ar]4s^23d^5$, Mo: $[Kr]4s^14d^5$, Nb: $[Kr]5s^14d^4$, Zr: $[Kr]5s^24d^2$, Sn: $[Kr]5s^24d^{10}5p^2$.

3. Results and discussion

In this subsection, we present the results of the geometrical structure of the Mn_2YSn ($Y = Mo, Nb, Zr$) Heusler alloys as well as the lattice parameters and bulk modulus. The general stoichiometric composition of the full-Heusler alloys is X_2YZ , where X and Y are different transition elements, while Z refers to the main group element. The high ordered structure is a very important factor for the electronic, magnetic properties of Heusler compounds. There are two possible atomic orderings in Mn_2YSn with ($Y = Mo, Nb, Zr$): the first one is L21 (“regular cubic phase” prototype Cu_2MnAl) in which the two Mn atoms occupy A(0,0,0) and C(1/2, 1/2, 1/2) positions, and Y, Sn atoms occupy B (1/4,1/4,1/4) and D(3/4, 3/4, 3/4). In the case of the Cu_2MnAl type L21 structure, the sequence of the atoms occupying the four sites of the unit cell is X-Y-X-Z. The second one is XA (“inverted cubic phase” prototype Hg_2CuAl , in which the two Mn atoms occupy A(0,0,0) and B (1/4,1/4,1/4) positions, and Y, Sn atoms occupy C (1/2,1/2,1/2) and D (3/4,3/4,3/4) positions, respectively, the sequence of the atoms is X-X-Y-Z. The important difference between these two structures is the inter-exchange between the C site atom and the B-site atom. Both structures may be indistinguishable by X-ray diffraction and much care should be taken in the structural analysis, because both have the general FCC like symmetry [26] [27]. To determine the ground state properties of Mn_2YSn ($Y = Mo, Nb, Zr$), the calculation results of total energy versus lattice constant for both Hg_2CuTi and Cu_2MnAl structures are plotted in figure 1. The variation of total energy with the volume is fitted to Murnaghan equation of state [28] to obtain the equilibrium lattice constant a Å, the bulk modulus B (GPa), the derivative of the bulk with respect to the modulus B' .

$$E(V) = E_0(V) + \frac{BV}{B'(B' - 1)} \left[B \left(1 - \frac{V_0}{V} \right) + \left(\frac{V_0}{V} \right)^{B'} - 1 \right], \quad (3.1)$$

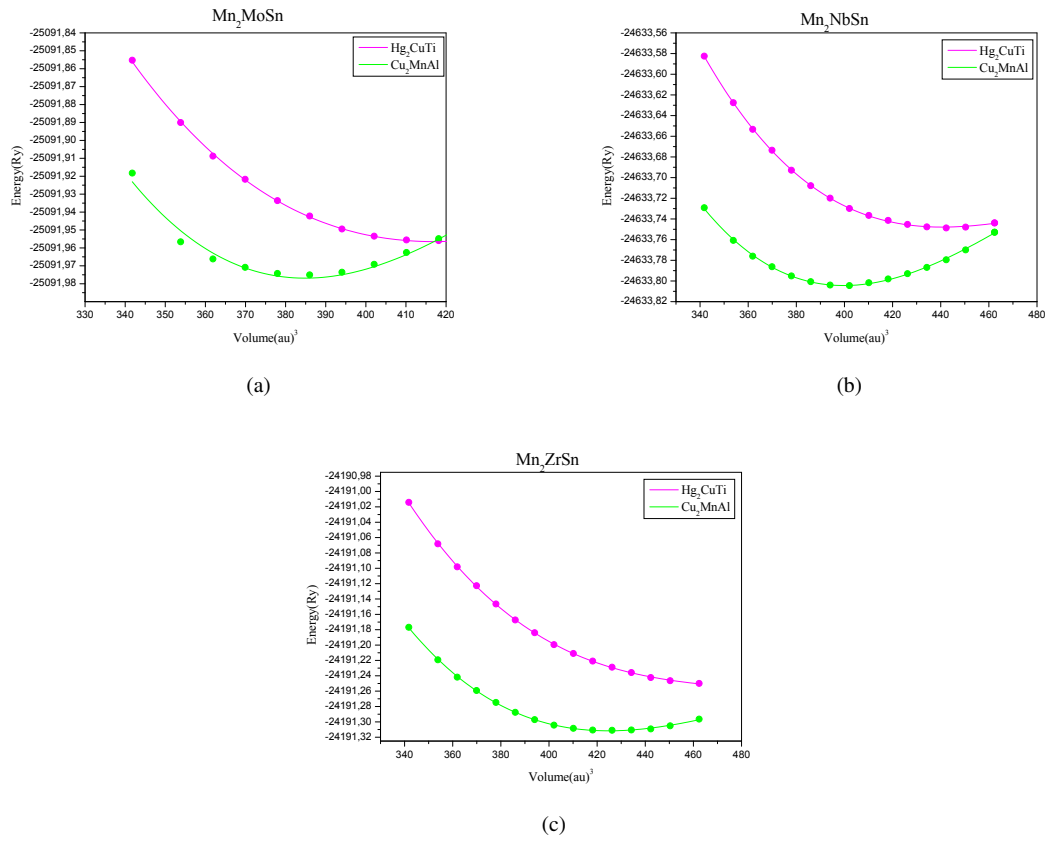


Figure 1. (Colour online) Total energy versus lattice constant for both structure Hg_2CuTi and for Mn_2YSn ($Y = \text{Mo, Nb, Zr}$).

where is E_0 the minimum energy at $T = 0$ K, B is the bulk modulus, B' is the bulk modulus derivative and V_0 is the equilibrium volume. Clearly, for Mn_2YSn ($Y = \text{Mo, Nb, Zr}$) compounds, the regular cubic phase (prototype Cu_2MnAl) Heusler structure is more stable than the inverted cubic phase (prototype Hg_2CuAl). The results are listed in table 1. The calculated lattice constant of Mn_2YSn ($Y = \text{Mo, Nb, Zr}$) is in good agreement with the previously theoretically optimized lattice constants reported by other researchers. According to Luo and al [29], the site preference of the X and Y atoms is strongly influenced by the number of their electrons. Those elements with more electrons prefer to occupy the A and C sites, and those with fewer electrons tend to occupy the B sites. In the case of Mn_2YSn ($Y = \text{Mo, Nb, Zr}$), we have the nuclear charge of X (Mn atom) larger than Y ($Y = \text{Mo, Nb, Zr}$), so the Cu_2MnAl structure will be observed. Similar results are found by Kervan and al [30] for Mn_2NbAl , and Anjami and al [14] for Mn_2ZrX ($X = \text{Ge, Si}$). We discuss the phase stability of Mn_2YSn ($Y = \text{Mo, Nb, Zr}$) based on the formation energy (ΔE_F). This can help to predict whether these alloys can be prepared experimentally. Here, the formation energy ΔE_F is calculated by comparing the total energies of the Mn_2YSn ($Y = \text{Mo, Nb, Zr}$) Heusler alloys with the sum of the total energies of the constituting elements. The formation energy of the Mn_2YSn ($Y = \text{Mo, Nb, Zr}$) materials is computed following the expression given below

$$\Delta E_F = E_{\text{Mn}_2\text{YSn}}^{\text{Total}} - [2E_{\text{Mn}}^{\text{bulk}} + E_Y^{\text{bulk}} + E_{\text{Sn}}^{\text{bulk}}], \quad (3.2)$$

where $E_{\text{Mn}_2\text{YSn}}^{\text{Total}}$ is the first-principles computed results of the total energy at equilibrium for the Mn_2YSn ($Y = \text{Mo, Nb, Zr}$) full Heusler alloys, and $E_{\text{Mn}}^{\text{bulk}}$, E_Y^{bulk} , $E_{\text{Sn}}^{\text{bulk}}$ represent total energy per atom for Mn, Y, and Sn elements in the bulk form, respectively. The negative values of the formation energy specify that Mn_2YSn ($Y = \text{Mo, Nb, Zr}$) full Heusler alloys are chemically stable, and these materials can be

Table 1. Calculated equilibrium lattice constant a (Å), the bulk modulus B (GPa), the minimum energy (Ry) and the formation energy E_F (Ry) of Mn_2YSn ($Y = Mo, Nb, Zr$) Heusler compounds.

		a (Å)	B (GPa)	B'	Energy (Ry)	E_F (Ry)
Mn ₂ MoSn	Hg ₂ CuTi	6.2825	133.9353	5.2946	-25091.956309	-1.257851
	Cu ₂ MnAl	6.1033	264.5693	6.9898	-25091.976771	-1.278313
Mn ₂ NbSn	Hg ₂ CuTi	6.3946	138.8278	4.0864	-24633.748350	-1.296929
	Cu ₂ MnAl	6.1872	195.5253	4.4311	-24633.803953	-1.322501
Mn ₂ ZrSn	Hg ₂ CuTi	6.5743	98.2694	4.2436	-24191.251440	-1.149113
	Cu ₂ MnAl	6.3195	162.0852	4.0633	-24191.311742	-1.192513

synthesized experimentally. The computed results of the ΔE_f for the Cu₂MnAl type structures are found to be more negative than these of the Hg₂CuTi type structures, endorsing that Cu₂MnAl type structures are more stable compared to the Hg₂CuTi type ones.

The gap in half-metallic Heusler alloys exist in one state, whereas in the opposite spin state, E_f cuts through the bands. The d-band is mostly responsible for the position of the Fermi level lying in it. The role of transition metals d-states is very essential in the explanation of spin-polarized electronic band structures; the density of states of one spin state has a peak at E_f while in another spin state, the density of the state is zero around the E_f [31]. The conduction electrons are thus 100% spin-polarized, and it is useful to define the electron spin polarization at the Fermi energy of a material where the spin polarization at E_f is given by equation.

$$P = \frac{N_{\uparrow}(E_f) - N_{\downarrow}(E_f)}{N_{\uparrow}(E_f) + N_{\downarrow}(E_f)}, \quad (3.3)$$

where $N_{\uparrow}(E_f)$ and $N_{\downarrow}(E_f)$ are the spin dependent densities of states at E_f , the \uparrow and \downarrow assign states of the opposite spins, that are the majority and minority states, respectively. With the aim to profoundly understand the electron structures of Mn_2YSn ($Y = Mo, Nb, Zr$), we present the energy bands along high symmetry directions in the Brillouin zone, the total density of states (TDOS) and partial density of states (PDOS) plots for Mn_2YSn ($Y = Mo, Nb, Zr$) in figure 2. PDOS plots are plotted to see the contributions from various atomic states near E_F . We treat the spin-up channel as positive and the spin-down channel as negative for better comparison. The calculated spin-polarized total densities of states (DOS) and atom projected DOS of the Mn₂MoSn compound for the Cu₂MnAl type structure and the Hg₂CuTi type structure are presented at their optimized equilibrium lattice constants in figure 2. We can see in Cu₂MnAl structure that the spin up and spin down are symmetric and the band structures are identical explaining the non-magnetic behavior of this alloy. For Hg₂CuTi type structure Mn₂MoSn is metallic with intersection of the band structure with Fermi level in spin up and spin down. For the Mn₂ZrSn, the minority spin channel (spin down) has intersection with Fermi level, so it has a metallic character, while the majority spin channel (spin up) has a gap at Fermi level. Consequently, it shows a semiconductor behavior. As presented in figure 3, the energy gap E_g , in the majority spin channel, the indirect band gaps at around E_f along the Γ -X symmetry, is 0.42062 eV. This gap implies the HM character of compounds and causes 100% spin polarization at E_f . The calculated spin-polarized (DOS), total densities of states and atom-projected DOS of the Mn₂NbSn Heusler alloy for both Hg₂CuTi and Cu₂MnAl structures are presented at their optimized equilibrium lattice constants in figure 2. The form of total DOS and atom projected DOS of the Mn₂NbSn Heusler alloys for two different structures is very different. For the Cu₂MnAl type structure, there is a gap in the majority spin (spin up state), the Fermi level just falls within the gap in the spin-up band indicating a semiconductor behavior and it crosses the energy bands in the minority spin state which makes Mn₂NbSn Heusler alloys with Cu₂MnAl type structure half-metallic (HM) magnetic compounds at the equilibrium lattice constant. In Hg₂CuTi type structure, the Fermi level crosses the energy bands for both majority and minority spin indicating the metallic behavior for this structure. In the majority spin band gap, the valence band maximum is situated at -0.06572 and the conduction band minimum is situated at 0.23442. This energy gap in spin

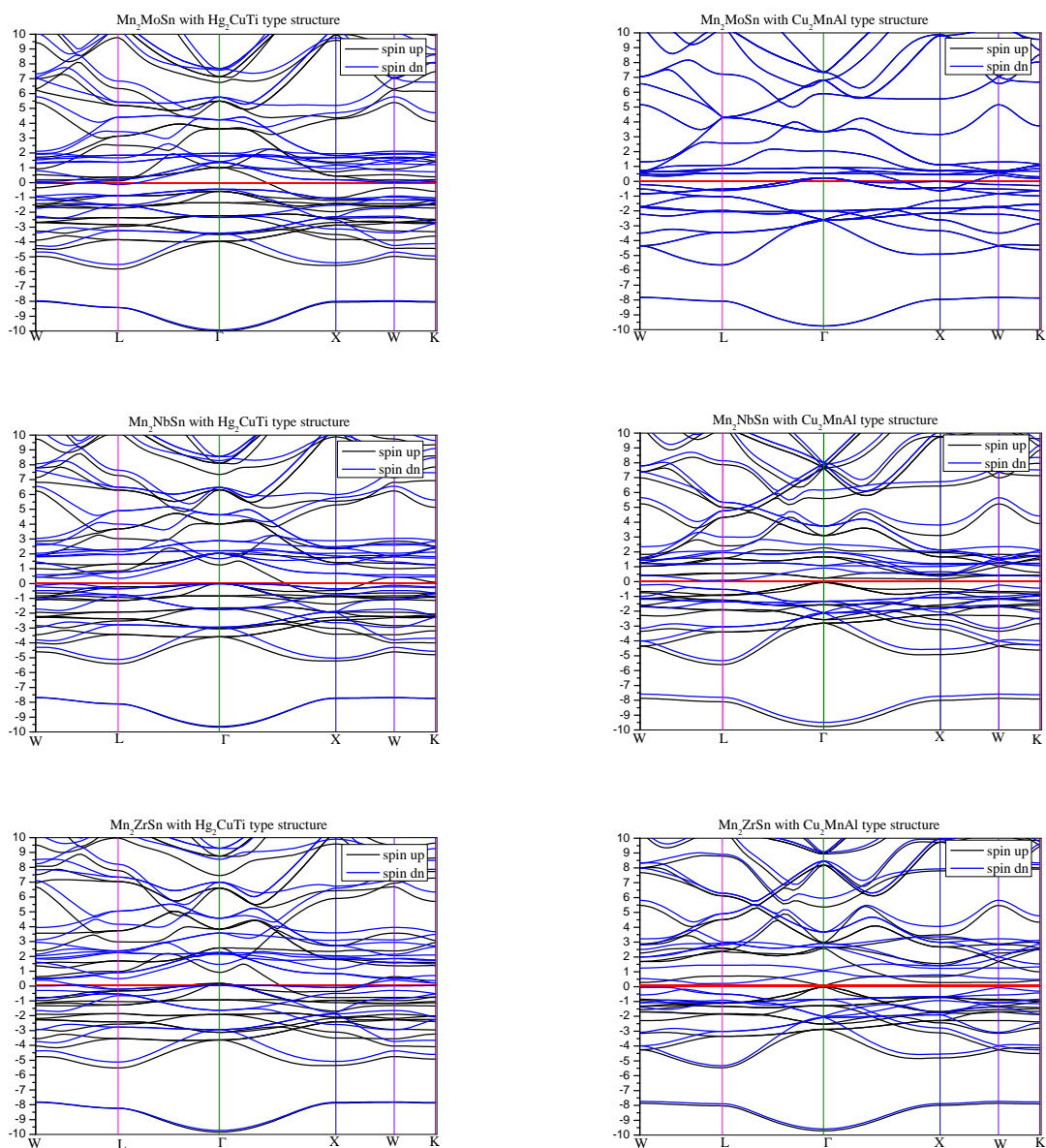


Figure 2. (Colour online) Band structure for Mn_2YSn ($Y = Mo, Nb, Zr$) for both structure Hg_2CuTi and Cu_2MnAl .

up state leads to 100% spin polarization at the Fermi level, resulting in the half-metallic behavior at the equilibrium state of the Cu_2MnAl type structure. For Mn_2MoSn , the band in both Cu_2MnAl and Hg_2CuTi structures, and for the spin up and the spin down, it is evident that the structure has metallic intersections at the Fermi level, indicating a strong metallic nature of the spin-up and spin-down electrons.

Total magnetic moment (MT) of Mn_2YSn ($Y = Mo, Nb, Zr$) full-Heusler alloys, the atomic moment of each ion and magnetic moment in interstitial zones are calculated at the equilibrium lattice parameter by GGA. The obtained results are presented in table 2. It can be seen that they are integral values, $1 \mu_B$ for Mn_2NbSn and $2 \mu_B$ for Mn_2ZrSn with Cu_2MnAl type structure, and the contributions to the total magnetic moments M_t are mainly attributed to the Mn atom, the Y ($Y = Mo, Nb, Zr$) and Sn atomic magnetic moments can be neglected. The unequal magnetic moments on the Mn1 and Mn2 atoms, for

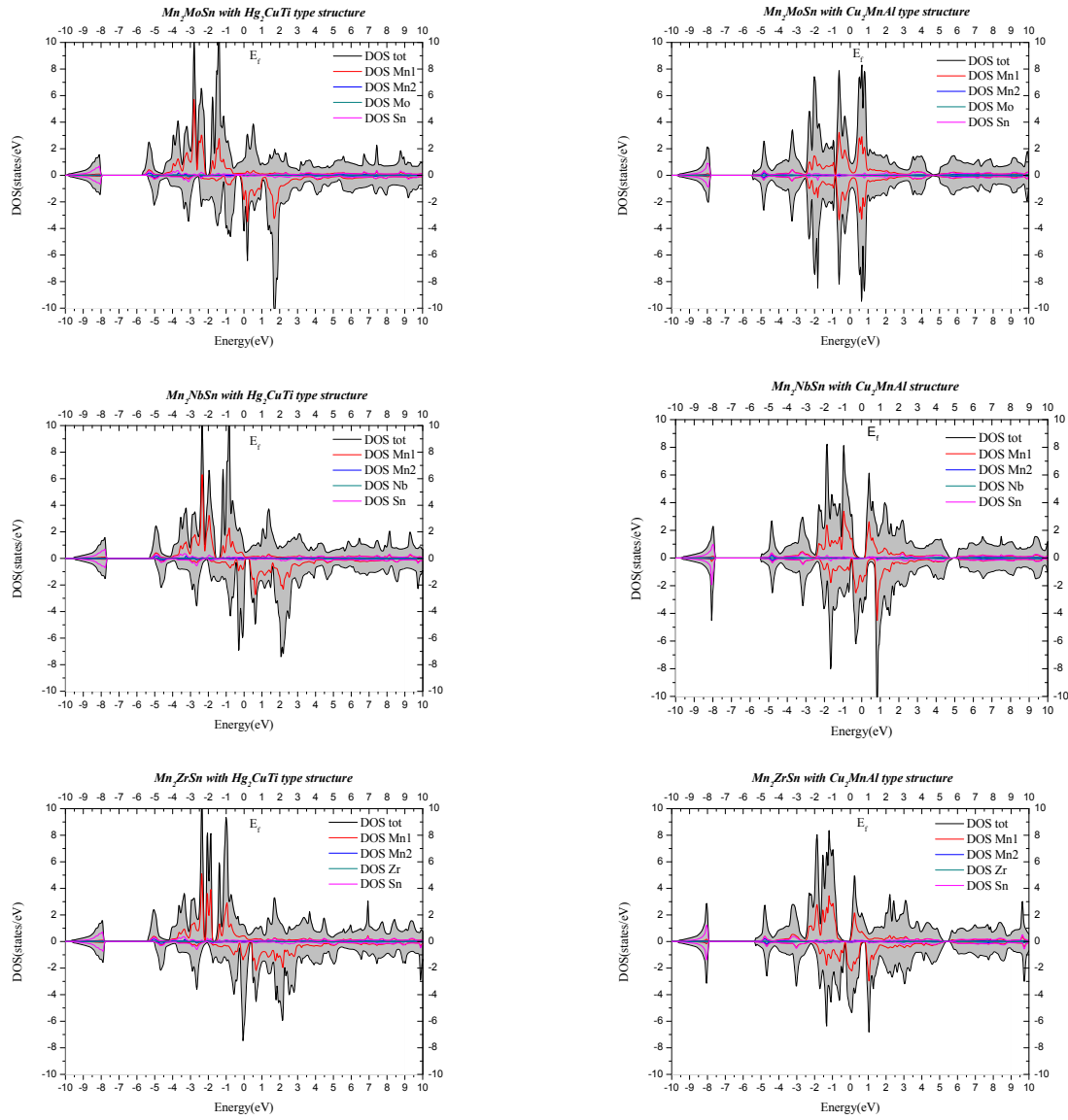


Figure 3. (Colour online) Total and partial density of states for Mn_2YSn ($Y = Mo, Nb, Zr$) for both structure Hg_2CuTi and Cu_2MnAl .

Table 2. The calculated values of magnetic moments (μ_B) of the of Mn_2YSn ($Y = Mo, Nb, Zr$) Heusler compounds.

		M_{Mn1}	M_{Mn2}	M_Y	M_{Sn}	$M_{interstitial}$	$M_{total} (M_t)$
Mn_2MoSn	Hg_2CuTi	3.473	2.770	-0.815	-0.029	-0.136	5.262
	Cu_2MnAl	0.004	0.000	-0.010	-0.003	-0.062	0.000
Mn_2NbSn	Hg_2CuTi	3.423	2.539	-0.585	-0.052	-0.153	5.170
	Cu_2MnAl	0.761	0.761	-0.331	-0.032	-0.165	1.000
Mn_2ZrSn	Hg_2CuTi	3.163	2.937	-0.182	-0.048	-0.061	5.931
	Cu_2MnAl	1.262	1.262	-0.283	-0.045	-0.190	2.000

Hg₂CuTi type structure, result from different atomic environments. The negative magnetic moments on the Y (Y= Mo, Nb, Zr), and Sn atoms show that there is antiferromagnetic coupling with the Mn atom. For Mn₂MoSn, the total magnetic moment is equal to zero (with Cu₂MnAl structure) which confirms the non-magnetic behavior for this compound. Magnetic properties can be directly connected to the electronic structure by the Slater-Pauling rule: $M_t = Z_t - 24$, the M_t is total spin magnetic moments in the unit cell, and Z_t is the total number of valence electrons. Z_t is equal to 24 for Mn₂MoSn [(7 × 2) + 6 + 4 = 24], equal to 23 for Mn₂NbSn [(7 × 2) + 5 + 4 = 23] and it is equal to 22 for Mn₂ZrSn [(7 × 2) + 4 + 4 = 22]. In full-Heusler alloys, the minority band comprises 12 electrons per unit cell. Therefore, the 24 valence electrons are equally distributed into both spin directions, and the alloy is nonmagnetic. If the alloy has more than 24 valence electrons, spin polarization will occur and the exchange interaction will shift the majority states to lower energies. The additional electrons will fill in only the majority spins, which results in an integral spin moment [32]. However, for half-metallic full-Heusler alloys with less than 24 electrons per unit cell, such as our case study, the energy gap is in the majority spin band rather than in the minority spin band. A similar result was found by Anjami et al. [14].

4. Conclusion

First principles FP-LAPW calculations were performed on Mn₂YSn (Y = Mo, Nb, Zr). Based on the results, we predict that Cu₂MnAl type structure is more stable than the Hg₂CuTi type. It is concluded that the spin polarized band structure and densities of states of the Mn₂ZrSn and Mn₂NbSn present 100% spin polarization around Fermi level and are half-metallic ferromagnets. The calculated total magnetic moments are 1 μ_B and 2 μ_B for Mn₂NbSn and Mn₂ZrSn, respectively, for the Cu₂MnAl type structure, which is quite well proved with the Slater-Pauling rule.

The Mn₂MoSn compound with Cu₂MnAl presents a non-magnetic behavior with spin up and spin down symmetric (DOS), the band structures are identical (up and down) and the magnetic moment is equal to 0 μ_B .

5. Acknowledgement

This work was supported by DGRST-ALGERIA.

References

1. Paudel R., Zhou F., Liao M., Uhu J., J. Phys. Chem. Solids, 2020, **136**, 109190, doi:10.1016/j.jpcs.2019.109190.
2. Guha S., Kumar R., Kumar S., Pradhan L.K., Pandey R., Kar M., Physica B, 2020, **579**, 411805, doi:10.1016/j.physb.2019.411805.
3. Anjami A., Bouchani A., Elahi S.M., Akbari H., Results Phys., 2017, **7**, 3522–3529, doi:10.1016/j.rinp.2017.09.008
4. Kervan S., Kervan N., Curr. Appl. Phys., 2013, **13**, 80–83, doi:10.1016/j.cap.2012.06.018.
5. De Groot R.A., Mueller F.M., van Engen P.G., Buschow K.H.J., Phys. Rev. Lett., 1983, **50**, 2024–2027, doi:10.1103/PhysRevLett.50.2024.
6. Dahmane F., Tadjer A., Doumi B., Mesri D., Aourag H., Mater. Sci. Semicond. Process., 2014, **21**, 66–73, doi:10.1016/j.mssp.2014.01.037.
7. Dahmane F., Mesri D., Tadjer A., Khenata R., Benalia S., Djoudi L., Doumi B., Boumia L., Aourag H., Mod. Phys. Lett. B, 2016, **30**, 1550265, doi:10.1142/S0217984915502656.
8. Mokhtari M., Dahmane F., Benabdellah G., Zekri L., Benalia S., Zekri N., Condens. Matter Phys., 2018, **21**, 43705, doi:10.5488/CMP.21.43705.
9. Zhou Y., Zhang J., Huang Yu., Wei X.M., J. Phys. Chem. Solids, 2020, **138**, 109246, doi:10.1016/j.jpcs.2019.109246.
10. Wu Y., Wang J., Zhang J., Ma Y., Intermetallics, 2017, **89**, 100–104, doi:10.1016/j.intermet.2017.05.021.
11. Liu J., Gottschall T., Skokov K.P., Moore J.D., Gutfleisch O., Nat. Mater., 2012, **11**, 620–626, doi:10.1038/nmat3334.

12. Yu S.Y., Liu Z.H., Liu G.D., Chen J.L., Cao Z.X., Wub G.H., Appl. Phys. Lett., 2006, **89**, 162503, doi:10.1063/1.2362581.
13. Kainuma R., Imano Y., Ito W., Sutou Y., Morito H., Okamoto S., Kitakami O., Oikawa K., Fujita A., Kanomata T., Ishida K., Nature, 2006, **439**, 957–60, doi:10.1038/nature04493.
14. Anjami A., Boochani A., Elahi S.M., Akbari H., Results Phys., 2017, **7**, 3522–3529, doi:10.1016/j.rinp.2017.09.008.
15. Dubenko I., Pathak A.K., Stadler S., Ali N., Kovarskii Ya., Prudnikov V.N., Perov N.S., Granovsky A.B., Phys. Rev. B, 2009, **80**, 092408, doi:10.1103/PhysRevB.80.092408.
16. Gavera R., Hirian R., Isnard O., Pop V., Benea D., Solid State Commun., 2020, **309**, 113812, doi:10.1016/j.ssc.2020.113812.
17. Mokhtari M., Amari D., Dahmane F., Benabdellah G., Zekri L., Zekri N., Spin, 2020, **10**, 2050005, doi:10.1142/S2010324720500058.
18. Abada A., Amara K., Hiadsi S., Amrani B., J. Magn. Magn. Mater., 2015, **388**, 59–67, doi:10.1016/j.jmmm.2015.04.023.
19. Chen X., Zhong M., Feng Y., Zhou Y., H.-K. Yuan, Chen H., Phys. Status Solidi B, 2015, **252**, No. 12, 2830–2839, doi:10.1002/pssb.201552389.
20. Liu G.D., Dai X.F., Liu H.Y., Chen J.L., Li Y.X., Xiao Gang, Wu G.H., Phys. Rev. B, 2008, **77**, 014424, doi:10.1103/PhysRevB.77.014424.
21. Ozdogan K., Galanakis I., Sasioglu E., Aktas B., J. Phys.: Condens. Matter, 2006, **18** 2905–2914, doi:10.1088/0953-8984/18/10/013.
22. Ouardi S., Fecher G.H., Felser C., Kübler J., Phys. Rev. Lett. 2013, **110**, 100401, doi:10.1103/PhysRevLett.110.100401.
23. Kohn W., Sham L.J., Phys. Rev. A, 1965, **140**, 1133–1138, doi:10.1103/PhysRev.140.A1133.
24. Blaha P., Schwary K., Madsen G.K.H., Kvasnicka D., Luitz J., An Augmented Plan Wave Plus Local Orbitals Program for Calculating Crzstal Properties, Vienna University of Technologz, Vienna, 2001.
25. Perdew J.P., Burke K., Ernzerhof M., Phys. Rev. Lett., 1996, **77**, 3865–3868, doi:10.1103/PhysRevLett.77.3865.
26. Wei X.-P., Hu X., Liu B., Deng H., Yang M.-K., Deng J.-B., J. Magn. Magn. Mater., 2011, **323**, 1606–1610, doi:10.1016/j.jmmm.2010.12.044.
27. Dahmane F., Semari F., Doumi B., Bin Omran S., Parkash D., Khenata R., Chin. J. Phys., 2018, **56**, 1764–1771, doi:10.1016/j.cjph.2018.05.005.
28. Murnaghan F.D., Proc. Natl. Acad. Sci. U.S.A., 1947, **30**, **244**, doi:10.1073/pnas.30.9.244.
29. Luo H., Zhu Z., Liu G., Xu S., Wu G., Liu H., Qu J., Li Y., J. Magn. Magn. Mater., 2008, **320**, 421–428, doi:10.1016/j.jmmm.2007.06.021.
30. Kervan N., Kervan S., Canko O., Atis M., Taskin F., J. Supercond. Novel Magn., 2016, **29**, 87–192, doi:10.1007/s10948-015-3228-x.
31. Rauf S., Arif S., Haneef M., Amin B., J. Phys. Chem. Solids., 2015, **76**, 153–169, doi:10.1016/j.jpcs.2014.07.021.
32. Luo H.Y., Zhang H.W., Zhu Z.Y., Ma L., Xu S.F., Wu G.H., Zhu X.X., Jiang C.B., Xua H.B., J. Appl. Phys., 2008, **103**, 083908, doi:10.1063/1.2903057.

Прогнозування електронних та напівметалевих властивостей сплавів Гейслера Mn_2YSn ($Y = Mo, Nb, Zr$)

С. Зеффане^{1,2}, М. Саях^{1,2}, Ф. Дахман^{1,3}, М. Мохтарі^{1,2}, Л. Зекрі², Р. Хената³,
Н. Зекрі²

¹ Інститут природничих наук і технологій, університетський центр Тіссемсілт, 38000 Тіссемсілт, Алжир

² Інститут природничих наук і технологій ім. Мохамеда Будіафа м. Оран, USTO-MB, LERM, BP 1505, 31000 Оран, Алжир

³ Лабораторія квантової фізики і математичного моделювання (LPQ3M), відділ технологій, університет Маскари, 29000 Маскара, Алжир

Ми досліджуємо структурні, електронні та магнітні властивості сполук Гейслера Mn_2YSn ($Y = Mo, Nb, Zr$) з використанням першопринципної теорії функціоналу густини та узагальненого градієнтного наближення. Встановлено, що розраховані константи ґратки добре узгоджуються з теоретичними значеннями. Ми спостерігаємо, що структура типу Cu_2MnAl є більш стійкою, ніж структура типу Hg_2CuTi . Розраховані сумарні магнітні моменти Mn_2NbSn та Mn_2ZrSn дорівнюють $1 \mu_B$ і $2 \mu_B$ при рівноважній сталій ґратки $6,18 \text{ \AA}$ і $6,31 \text{ \AA}$, відповідно, для структури типу Cu_2MnAl . Mn_2MoSn має металевий характер як у структурах типу Hg_2CuTi , так і в Cu_2MnAl . Повний спіновий магнітний момент підпорядковується правилу Слейтера-Полінга. Напівметал демонструє 100% спінової поляризації на рівні Фермі. Таким чином, ці сплави є перспективними магнітними кандидатами в спінтронних пристроях.

Ключові слова: Гейслер, напівметалевий, магнітний момент, спінтронний
