

Computation of Thermodynamic and Hydrodynamic Properties of the Viscous Atmospheric Motion on the Rotating Earth in 2D Using Naiver-Stokes Dynamics

Admasu Abawari^{1,2,a}, Yitagesu Elfaged^{3,1,b}

¹Department of Physics, College of Natural and Computational Science, Addis Ababa University, Ethiopia

²Department of Physics, College of Natural and Computational Science, Mizan-Tepi University, Ethiopia

³Department of Physics, College of Natural and Computational Science, Addis Ababa University, Ethiopia

Received: date / Accepted: date

Abstract We model Earth's lower atmosphere as both incompressible and compressible neutral fluid in motion on a rotating sphere and the viscosity of the fluid depends on the density of the air. To justify the model, we carried out a numerical computation of the thermodynamic and hydrodynamic properties of the viscous atmospheric motion in two dimensions at some altitude using Naiver-Stokes dynamics. To interpret the dynamics of a fluid, we considered the governed partial differential equation (PDE) without any approximation then we applied some sort of wind velocity, air mass density, and temperature perturbation to the atmosphere at the boundary position $x = 0$ using the finite difference method implemented in FORTRAN programing language. The resulting dynamics of the atmosphere are governed by the competition among the various dominant forces, namely, the viscous dissipation, the convective motion, pressure gradient force, centripetal force, and Coriolis force. We numerically obtain the resultant velocity field for Naiver-Stokes equation at a different time taken of simulation by changing the magnitude of the Coriolis force. In addition to this, we consider the first law of the thermodynamics applied to our model. The numerical results show that the temperature, pressure, air mass density, and wind velocity variation with longitude, latitude, and time in the atmospheric fluid due to viscous dissipation, convective motion, work done by pressure gradient force, and the bulk motion of the atmospheric fluid.

Keywords: Naiver-Stokes Equations; Finite difference method; Viscous atmospheric motion; Viscous dissipation; convective motion.

^aadmasu.abawari@aau.edu.et

^byitagessu.elfagd@aau.edu.et

1 Introduction

As stated in [1], it is very difficult to define the exact size, mass, and weight of the Earth's atmosphere, but in many respects, our atmosphere is a very thin layer, compared to Earth's radius. It is a critical system for life on our planet and together with the oceans, the atmosphere shapes Earth's climate and weather patterns and makes some regions more habitable than others. The atmosphere consists of a mixture of ideal gases: although molecular nitrogen and molecular oxygen predominate by volume. Like other planetary atmospheres, the earth's atmosphere figures centrally in transfers of energy between the sun and the planet's surface and from one region of the globe to another; these transfers maintain thermal equilibrium and determine the planet's climate [2].

As cited in reference [3], Atmospheric thermodynamics is the study of heat-to-work transformations (and their reverse) that take place in the earth's atmosphere and manifest as the weather of climate. Hence it is involved in every atmospheric process, from the large-scale general circulation to the local transfer of radiative, sensible and latent heat between the surface and the atmosphere and the microphysical processes producing clouds [4]. As we stated above, the earth's atmosphere is the fluid system envelope surrounding the planet, and the atmosphere is capable of supporting a wide spectrum of motions, ranging from turbulent eddies of a few meters to circulations having dimensions of the earth itself. Its motion is strongly influenced by different factors such as the effect of the rotation of the Earth, gravity of the earth, air pressure force and the viscosity of the fluid [5].

As suggested in reference [6], the atmosphere is governed by the laws of continuum mechanics and these can be derived from the laws of mechanics and thermodynamics governing a discrete fluid body by generalizing those laws to a continuum of such systems. In order to simulate these fluid flow and other related physical phenomena, it is necessary to describe the associated physics in mathematical form.

Nearly all the physical phenomena of interest to us in this finding are governed by principles of conservation and are expressed in terms of partial differential equations. Hence, Claude-Louis Navier (1823) derived the equations of motion for a viscous fluid from molecular considerations, and George Stokes (1845) also derived the equations of motion for a viscous fluid in a slightly different form and the basic equations that govern fluid flow are now generally known as the **Navier-Stokes equations** which arise from applying Isaac Newton's second law to fluid motion [7]. According to [8], the dynamics that described by the Navier-Stokes equations (NSE) of

fluid dynamics, for a variable the density of incompressible ocean and compressible atmosphere expressing conservation of mass, momentum, and energy. All the atmospheric gases are constituents of air characteristics with their pressure, density, and temperature and these parameters vary with altitude, latitude, longitude, and related to each other by the equation of state [9] and these field variables are related to one another by the equation of state for an ideal gas.

Life is too short to solve every complex problem in detail, and the atmospheric and oceanic sciences abound with such a complex problem. To solve real-world problems we need to add water vapor as well as the equations of radiative transfer on Thermodynamical equation. All these make a complex system, and to make progress, we need to simplify where possible and eliminate unimportant effects from the model. Thus, during the last decades, direct numerical simulations (DNS) have been recognized as a powerful and reliable tool for studying the basic physics of turbulence, and numerous findings showed that the results obtained by DNS are in excellent agreement with experimental findings [10]. In reference, [11], one of the challenging equations in atmosphere phenomena is the Navier-Stokes equations which can not be solved exactly. So, approximations and simplifying assumptions are commonly made to allow the equations to be solved approximately.

Recently, high speed computers have been used to solve such equations by replacing them with a set of algebraic equations using a variety of numerical techniques like finite difference method (FDM) [12, 13], the finite element method (FEM) [14] the finite volume method (FVM) [15], meshfree methods and boundary elements method [16]. Their results were confirmed by many other studies and the solution obtained at a constant Reynolds (Re), Eckert (Ec) and Prandtl (Pr) number, that does not vary with the density of the fluids and there is still no findings that have been done considering on this area for solving an atmosphere model.

The strategy intended to achieve our goal that is to compute the thermodynamic and hydrodynamic properties of the viscous atmospheric motion on the rotating Earth frame. The assumptions used in this analysis are the flow is incompressible and compressible neutral fluid, and fully developed hydro-dynamically and thermally. The fluid is Newtonian and physical properties are not constant and the centrifugal force and axial heat conduction are not neglected. In order to get the distributions of the resultant velocity, pressure, density, and temperature of the fluid on our atmosphere, the governing equations have been derived based on the above-mentioned assumptions and given as follows in Section 2 and 3, and the final numerical result with brief discussion will be in section 5

2 The Laws of Thermodynamics of the Atmosphere

In a thermodynamic system, internal energy consists of the thermal energy (microscopic kinetic due to random movement, i.e., translation, vibration, and rotation of molecules) and potential energy (associated with forces that bind masses together). In this context, the first law of the thermodynamics which when applied to the moving fluid elements is consists of the net transfer of heat by fluid flow, net heat transfer by conduction, rate of internal heat generation, the rate of work transfer from the control volume to its environment. Hence, the first law of thermodynamics equation containing the viscous dissipation term Φ is given in equation (1)

$$\rho \frac{De}{Dt} = \rho \dot{q} + k \nabla^2 T - p \nabla \cdot \vec{u} + \Phi \quad (1)$$

The above energy equation (1) in spherical coordinate for an incompressible fluid is becomes

$$\begin{aligned} \rho c_v \left[\frac{\partial T}{\partial t} + \frac{u}{r \cos \phi} \frac{\partial T}{\partial \lambda} + \frac{v}{r} \frac{\partial T}{\partial \phi} + w \frac{\partial T}{\partial z} \right] = \\ k \left[\frac{1}{r^2 \cos^2 \phi} \frac{\partial^2 T}{\partial \lambda^2} - \frac{\tan \phi}{r^2} \frac{\partial T}{\partial \phi} + \frac{2}{r} \frac{\partial T}{\partial z} + \frac{1}{r^2} \frac{\partial^2 T}{\partial \phi^2} + \frac{\partial^2 T}{\partial z^2} \right] \\ + \rho \dot{q} + \Phi_I \end{aligned} \quad (2)$$

where the dissipation term Φ_I in spherical coordinate system incompressible fluid is

$$\begin{aligned} \Phi_I = 2\mu \left(\frac{1}{r \cos \phi} \frac{\partial u}{\partial \lambda} - v \tan \phi + w \right)^2 \\ + 2\mu \left(\frac{1}{r} \frac{\partial v}{\partial \phi} + \frac{w}{r} \right)^2 + 2\mu \left(\frac{\partial w}{\partial z} \right)^2 \\ + \mu \left(\frac{1}{r} \frac{\partial u}{\partial \phi} + \frac{1}{r \cos \phi} \frac{\partial v}{\partial \lambda} + \frac{u \tan \phi}{r} \right)^2 \\ + \mu \left(\frac{\partial v}{\partial z} + \frac{1}{r} \frac{\partial w}{\partial \phi} - \frac{v}{r} \right)^2 \\ + \mu \left(\frac{\partial u}{\partial z} + \frac{1}{r \cos \phi} \frac{\partial w}{\partial \lambda} - u \sin \phi \right)^2 \end{aligned} \quad (3)$$

3 The Naiver-Stokes Equations in Rotational Coordinate System

In this section we introduce the basic fluid dynamical laws that govern our atmospheric flows. When we assume that the blob is instantaneous of cuboidal shape, with sides δx , δy and δz which is fixed in space and different type of forces exerted on this blob, then Newton's second could be expressed as

$$m \frac{d\vec{U}}{dt} = \sum \vec{F} \quad (4)$$

Here, the vector \vec{F} is the sum of all the relevant forces exerted on the neutral fluid elements that include the pressure, viscous, Coriolis, and gravitational forces. Hence, the equations governing large-scale atmospheric motion would be also derived from a Lagrangian perspective by considering the rotation of the Earth which adopted from ref.[1]. We write them in vector form:

$$\frac{D\vec{U}}{Dt} = -\frac{1}{\rho} \nabla p - 2\vec{\Omega} \times \vec{U} + \vec{g} + \vec{F}_{visc} \quad (5)$$

Where $\vec{\Omega}$ is the Earth's angular velocity and the apparent gravity \vec{g} includes the centrifugal force, which depends only on position. The natural coordinates in which to express our equations, when they are applied to the Earth, are spherical coordinates (r, ϕ, λ) , where r is the distance from the center of the Earth, ϕ is latitude and λ is longitude. The detailed derivation of the atmospheric equations of motion (5) in cartesian coordinates was given in Ref.[1]. In spherical coordinates with the components of the velocity vector given by $(\vec{u} = u, v, w)$, the continuity equation for incompressible fluid is

$$\frac{1}{r \cos \phi} \frac{\partial u}{\partial \lambda} - \frac{u}{r \cos \phi} - \frac{v \tan \phi}{r} + \frac{2w}{r} + \frac{1}{r} \frac{\partial v}{\partial \phi} + \frac{\partial w}{\partial z} = 0 \quad (6)$$

and the Naiver-Stokes equations are given by

– λ - component of the momentum equation

$$\begin{aligned} \frac{\partial u}{\partial t} + \left(u \frac{\partial u}{\partial \lambda} + v \frac{\partial u}{\partial \phi} \right) + w \frac{\partial u}{\partial z} + \frac{uw}{r} - \frac{uv}{r} \tan \phi + lw - fv \\ + \frac{1}{\rho} \frac{\partial p}{\partial \lambda} = \\ \mu \left(\frac{1}{r^2 \cos^2 \phi} \frac{\partial^2 u}{\partial \lambda^2} - \frac{\tan \phi}{r^2} \frac{\partial u}{\partial \phi} + \frac{2}{r} \frac{\partial u}{\partial z} + \frac{1}{r^2} \frac{\partial^2 u}{\partial \phi^2} + \frac{\partial^2 u}{\partial z^2} \right) \end{aligned} \quad (7)$$

– ϕ - component of the momentum equation

$$\begin{aligned} \frac{\partial v}{\partial t} + \left(u \frac{\partial v}{\partial \lambda} + v \frac{\partial v}{\partial \phi} \right) + w \frac{\partial v}{\partial z} + \frac{vw}{r} - \frac{u^2}{r} \tan \phi + fu + \frac{1}{\rho} \frac{\partial p}{\partial \phi} \\ = \mu \left(\frac{1}{r^2 \cos^2 \phi} \frac{\partial^2 v}{\partial \lambda^2} - \frac{\tan \phi}{r^2} \frac{\partial v}{\partial \phi} + \frac{2}{r} \frac{\partial v}{\partial z} + \frac{1}{r^2} \frac{\partial^2 v}{\partial \phi^2} + \frac{\partial^2 v}{\partial z^2} \right) \end{aligned} \quad (8)$$

– z - component of the momentum equation

$$\begin{aligned} \frac{\partial w}{\partial t} + \left(u \frac{\partial w}{\partial \lambda} + v \frac{\partial w}{\partial \phi} \right) + w \frac{\partial w}{\partial z} - \frac{1}{r} (u^2 + v^2) + lu \\ + \frac{1}{\rho} \frac{\partial p}{\partial z} + \vec{g} = \mu \left(\frac{1}{r^2 \cos^2 \phi} \frac{\partial^2 w}{\partial \lambda^2} - \frac{\tan \phi}{r^2} \frac{\partial w}{\partial \phi} \right) \\ + \mu \left(\frac{2}{r} \frac{\partial w}{\partial z} + \frac{1}{r^2} \frac{\partial^2 w}{\partial \phi^2} + \frac{\partial^2 w}{\partial z^2} \right) \end{aligned} \quad (9)$$

Where, $f = 2\Omega \sin \phi$ is the Coriolis parameter, $l = 2\Omega \cos \phi$, ρ density of the fluid, p pressure, \vec{g} the effective gravitational acceleration, and the right side terms of equation(7)-(9) comes from the normal and shear stresses due to friction.

As cited in ref [17], the above Naiver-Stokes equations are useful because they describe the physics of many phenomena of scientific and engineering interest. They may be used to model the weather, ocean currents, water flow in a pipe, and airflow around a wing. The Naiver-Stokes equations, in their full forms, help with the design of aircraft and cars, the study of blood flow, the design of power stations, the analysis of pollution, and many other things. Coupled with Maxwell's equations, they can be used to model and study magneto-hydrodynamics.

The description of the fluid system is not complete until we also provide a relation between density and pressure. For moist air in the atmosphere behaves approximately as an ideal gas, and it's density depends on the specific humidity of air, and so we write:

$$\rho = \frac{p}{R_d T_o (1 + 0.608q)} \quad (10)$$

For both incompressible and compressible fluids in keeping with the perfect gas model, the transport properties are assumed to vary with the temperature while the Prandtl number remains constant. Sutherland's formula can be used to derive the dynamic viscosity of an ideal gas as a function of the temperature [18]

$$\mu = \mu_o \left(\frac{T_o + T_{sl}}{T + T_{sl}} \right) \left(\frac{T}{T_o} \right)^{0.76} \quad (11)$$

Using equation (11) and from the definition of the Prandtl number, the thermal conductivity is obtained as follows.

$$K = c_p \frac{\mu}{p_r} \quad (12)$$

Where μ , μ_o , T_{sl} & c_p are dynamic viscosity at input temperature T and at reference temperature T_o , Sutherland's constant for the gaseous material and the specific heat capacity at a constant pressure respectively.

4 Numerical Simulation of the Primitive Equations

In all numerical solutions, the continuous partial differential equation (PDE) is replaced with a discrete approximation, and the discretization of continuity, momentum, and energy equations are carried out with respect to dimensional coordinates λ and ϕ and z to convey the equations in finite difference form by approximating the functions and their derivatives in terms of central differences

in both directions. To produce a stable solution of the problem, we took an assumption $\frac{\partial t}{r^2 \cos^2 \phi \partial \lambda^2}, \frac{\partial t}{r^2 \partial \phi^2} \leq \frac{1}{4}$ that is a necessary condition for convergence while solving certain partial differential equations numerically.

5 Results and Discussion

To illustrate the finite difference method algorithm discussed in this paper. We considered the Navier-Stokes equations under the addition of the Coriolis and Viscous force and the angular speed of the rotation of Earth is assumed to be a constant ($\Omega = 7.30 \times 10^{-5} s^{-1}$) with the vertical velocities, pressures are defined at cell boundaries, and for simplified the computation the double periodic boundary conditions are also implemented at the corner bounded by square plates of $n_{lat} = n_{lon} = 10$ unit length with the time steps $n_t = 10000$. The computations have been performed using $\Delta t = 1^{-4}$ on the grid size of $0.001^\circ \times 0.001^\circ$ to ensure the stability of the implemented method.

Using the python, the resultant velocity field is shown as a color plot with some contour lines for corresponding equation(7) - (8) is presented at a different time of the simulation for the different magnitude of the Coriolis force.

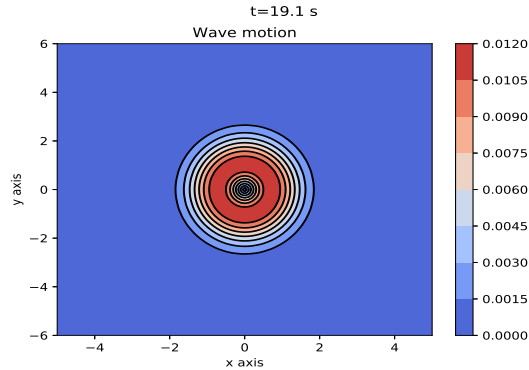


Fig. 1 A contour map that describe the resultant velocity at $t = 19.1$ sec

In the above figure 1, as it has been pointed out that there is an initial circular shape wave propagation was observed at the center at a time around $t = 20$ sec and due to double periodic condition, the circular wave spread out in two dimension and we mark an interesting wave phenomena with symmetric in shape observed at figure 2,3 for small and large magnitude Coriolis force respectively. When the magnitude of the Coriolis force is large, we have examined that the propagation is only along to horizontal direction as illustrated in figure 3, and the blue

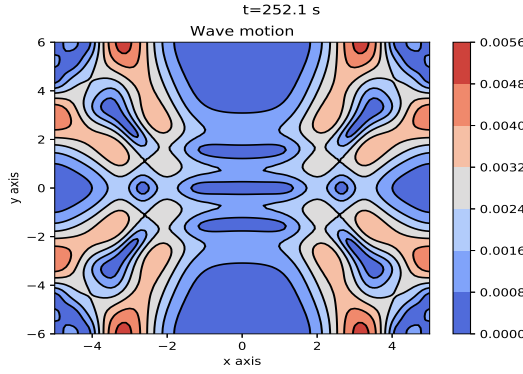


Fig. 2 A contour map that describe the resultant velocity at $t=252.1$ sec

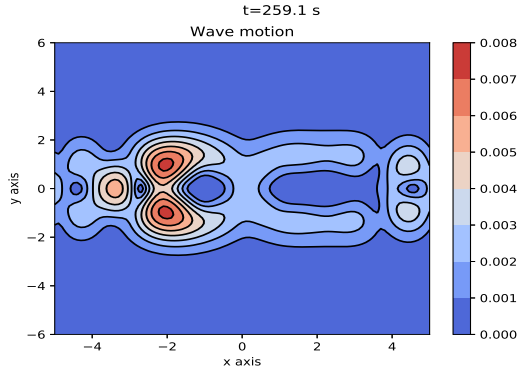


Fig. 3 A contour map that describe the resultant velocity at $t=259.1$ sec

and yellow color specifies the altitude at which atmospheric fluid level is high and low from the sea level respectively.

The below figure 4 represents the distribution of the resultant velocity of the fluid as a function of the latitude and the time taken. From this figure we observe that the resultant velocity of the fluid behaves like a wave with large amplitude at perturbation point $\phi = \frac{nlat}{2}$, then it becomes constant amplitude on both direction of the latitude was noticed. This appear due to there is no another source of disturbance which alarm the velocity of the fluid.

Moreover, to obtain the distribution of temperature as a function of the latitude, and the time from the atmospheric energy equation for incompressible neutral fluid, we set an initial value for the temperature $285^{\circ}k$ and by applying periodic boundary condition, then we obtain the distribution of the temperature as shown in figure 5. Compared to figure 4, the results indicate that, the propagation of resultant velocity and the temperature have

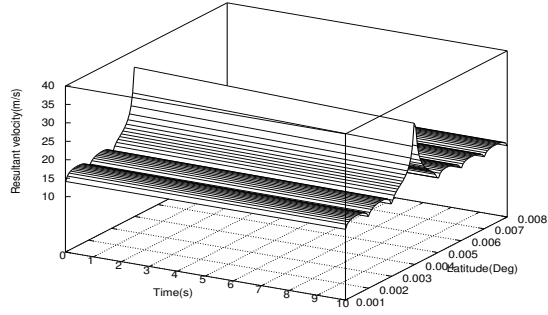


Fig. 4 A visualization of the computed resultant velocity of the fluid with finite width plates

opposite direction at the point of perturbation, and the result comes from the transformation of mechanical energy to kinetic energy due to the dissipation term in the atmospheric energy equation.

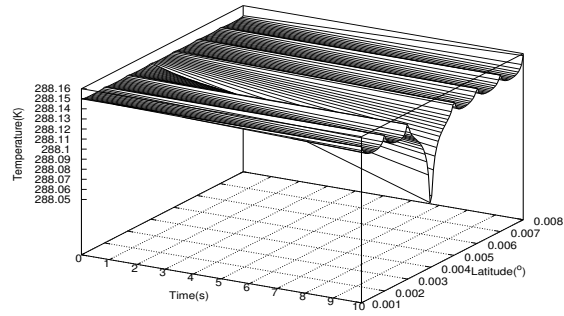


Fig. 5 Variation of the temperature of the fluid on latitude and time

Figure 6 is plotted for the density profiles for different values of the latitude and time for incompressible fluid. It is found that, if latitude increases, the fluid density oscillate as a wave with constant amplitude in both direction of latitude except at the point of perturbation. Furthermore, the pressure of the fluid depend on latitude and time taken as shown in figure 7

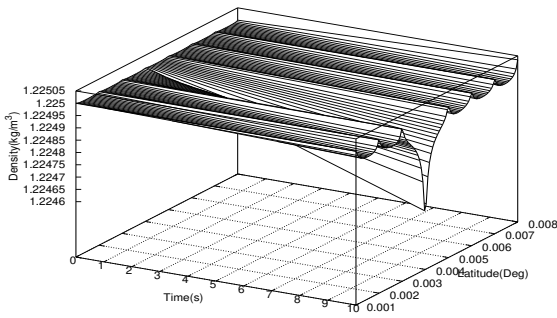


Fig. 6 Variation of the density of the fluid on latitude and time

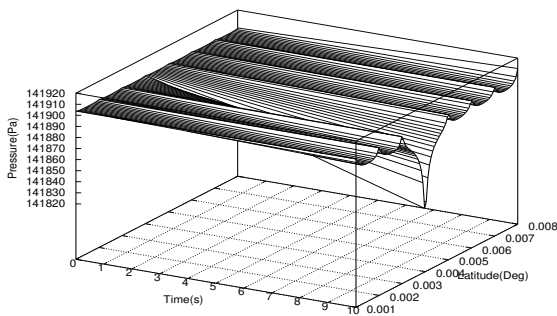


Fig. 7 Variation of the pressure of the fluid on latitude and on the time

6 Summary and Conclusions

This work presents a detailed analysis of computation of thermodynamic and hydrodynamic properties of the viscous, incompressible and neutral atmospheric fluid motion using Navier-Stokes dynamics. In order to get the objective of the finding, the governing equations are transformed to non-linear ordinary differential equations using scale analysis. Then, we consider the Geo-strophic and Hydro-static approximation for simplified the two dimensional Navier-Stokes equations. From that, we obtained the propagation for velocity, temperature, density and for finding the propagation of pressure we used the ideal gas equation. The numerical results for each atmospheric parameters were presented in graphical form for fixed time taken. we noticed that the oscillation amplitudes of the atmospheric parameters (velocity, temperature, density and pressure) increase with the increasing of the position. So, the flow rate becomes more significant with the increase of position value. The effect of the Coriolis force were discussed by plotting contour lines for the resultant velocity and we obtain an interesting wave phenomena for the respective rotation of the Cori-

olis force.

Our future work shall be towards evolution of three dimensional Navier- Stokes equation taking compressible ionized fluid into consideration. We have developed an efficient method for numerical solving the full system of PDE. Also some kind of user-friendly software will be released in near future.

Acknowledgments

The first author gratefully acknowledges financial support from Addis Ababa University and Mizan-Tepi University for enabling him to carry out this research. The authors would also like to thank The International Science Programme, Uppsala University, Sweden for the support they have provided to our research group.

References

1. D. G. Andrews, *An introduction to atmospheric physics*. Cambridge University Press, 2010.
2. J. A. Curry and P. J. Webster, *Thermodynamics of atmospheres and oceans*. Elsevier, 1998.
3. J. Denur, "Condensation: Passenger not driver in atmospheric thermodynamics," *Entropy*, vol. 18, no. 12, p. 417, 2016.
4. F. Cairo, "Atmospheric thermodynamics," in *Thermodynamics-Interaction Studies-Solids, Liquids and Gases*, IntechOpen, 2011.
5. M. L. Salby, *Fundamentals of atmospheric physics*. Elsevier, 1996.
6. G. K. Vallis, "Geophysical fluid dynamics: whence, whither and why?," *Proceedings of the Royal Society A: Mathematical, Physical and Engineering Sciences*, vol. 472, no. 2192, p. 20160140, 2016.
7. P. R. Childs, *Rotating flow*. Elsevier, 2010.
8. J. M. Wallace and P. V. Hobbs, *Atmospheric science: an introductory survey*, vol. 92. Elsevier, 2006.
9. M. Z. Jacobson and M. Z. Jacobson, *Fundamentals of atmospheric modeling*. Cambridge university press, 2005.
10. N. Nikitin, "Finite-difference method for incompressible navier-stokes equations in arbitrary orthogonal curvilinear coordinates," *Journal of Computational Physics*, vol. 217, no. 2, pp. 759–781, 2006.
11. M. Burger, "Numerical methods for incompressible flow," *Lecture Notes*, 2010.
12. G. Reis, I. Tasso, L. Souza, and J. Cuminato, "A compact finite differences exact projection method for the navier-stokes equations on a staggered grid with fourth-order spatial precision," *Computers & Fluids*, vol. 118, pp. 19–31, 2015.

-
13. E. G. Tsega and V. Katiyar, "Finite element solution of the two-dimensional incompressible navier-stokes equations using matlab.," *Applications & Applied Mathematics*, vol. 13, no. 1, 2018.
 14. D. Kolmogorov, "Finite volume methods for incompressible navier-stokes equations on collocated grids with nonconformal interfaces," 2014.
 15. D. Nath, M. Kalra, and P. Munshi, "Numerical simulation of time-dependent navier-stokes and mhd equations using a meshless method based on fundamental and particular solutions," *Engineering Analysis with Boundary Elements*, vol. 67, pp. 81–95, 2016.
 16. Z. Sedaghatjoo, M. Dehghan, and H. Hosseinzadeh, "Numerical solution of 2d navier-stokes equation discretized via boundary elements method and finite difference approximation," *Engineering Analysis with Boundary Elements*, vol. 96, pp. 64–77, 2018.
 17. R. S. Saks, "Cauchy problem for navier-stokes equations, fourier method," *Ufim. Math. Zh.*, vol. 3, no. 1, pp. 53–79, 2011.
 18. A. J. Smits and J.-P. Dussauge, *Turbulent shear layers in supersonic flow*. Springer Science & Business Media, 2006.