

Polychrony as chinampas

Eric Dolores-Cuenca ^{a,*}, Jose Antonio Arciniega-Nevárez ^{b,**},

Anh Nguyen ^c, Amanda Yitong Zou ^d,

Luke Van Popering ^{g,e}, Nathan Crock ^g,

Gordon Erlebacher ^e, Jose L. Mendoza-Cortes ^{f,***}

March 1, 2025

^a Yonsei University, Seodaemun-gu, Seoul, Korea.

^b División de Ingenierías, Campus Guanajuato, Universidad de Guanajuato, Guanajuato, Gto., México.

^c Drexel University, Philadelphia, PA, United States.

^d University of Michigan, Ann Arbor, MI, United States.

^e Department of Scientific Computing, Florida State University, Tallahassee, FL, United States.

^f Department of Chemical Engineering & Materials Science, Michigan State University, East Lansing, MI, United States.

^g NewSci Labs, Tallahassee, FL, United States.

* eric.rubiel@yonsei.ac.kr

** ja.arciniega@ugto.mx

*** jmendoza@msu.edu (ORCID: 0000-0001-5184-1406)

Abstract

We study the flow of signals through paths with the following condition: a node emits a signal if two incoming signals from other nodes arrive coincidentally or if it receives an external stimuli. We apply our study to count and describe families of polychrony groups on a line and we introduce triangular sequences.

1 Introduction

Given a fixed directed graph, we assume that signals propagate throughout the edges following their orientation. When several signals coincidentally reach a vertex, a built-in condition determines whether it will react by firing signals. This is an example of a signal-flow graph, a concept developed by Samuel Mason and Claude Shannon ([15, 17]). If the condition is linear in the intensity of the input signals, the graphs are called linear signal-flow graphs. Nonlinear signal-flow graphs are used to study circulatory regulation [12], to design automatization of non linear data converters [11] and to analyze the problem of inverting a system consisting of nonlinear and time varying components [5].

In this paper, we study the following **nonlinear** condition:

- Every signal has intensity one.
- Every vertex has a threshold of intensity two.
- If a vertex receives coincidentally signals of intensity higher than the threshold, the vertex fires a signal through each of its outgoing edges.

In [13] a polychrony group defines a group of neurons, called **primary neurons**, that fire at specific times leading to more neurons firing, called **secondary neurons**. As a result, a cascade occurs when the number of primary neurons is below the number of secondary neurons. We study the general phenomena of polychronization as non-linear signal-flow graph for the case of the graphs $1 \rightarrow 2 \rightarrow 3 \rightarrow \dots \rightarrow n$.

One of our goals is to characterize those polychrony groups that lead to cascades. A second goal is to count families of cascades. We also explain the algebraic structure of cascades using the language of categorical network models [3], and the theory of cellular automata. More specifically, we employ rule 192 [19] but we allow initial conditions to occur at different times.

Following the above introduction, Section 2 reviews required concepts from graph theory. In Section 3, we study the case of path networks with unital intensity, threshold two and only a single outgoing edge. Our main results are Theorem 3.6 and Proposition 3.9. As a consequence of our work we solve a few enumerations of polychrony groups. In Section 3.4, we describe algorithms to answer questions about cascades. For example given a path and a set of external stimuli,

- Will a fixed vertex be activated at a particular time?
- Can we reconstruct all vertex that will be activated?

Triangular sequences play an important role in the enumeration of chinampas. We discuss this role, and related open problems in Section 4. In Subsection 5.1, we explain the algebraic structure of cascades by using the language of Network Models. Then we describe possible future work in Section 6.5. Code is available at <https://github.com/mendozacortesgroup/chinampas/>.

2 Base and activation diagrams

In this chapter we review the notion of a covering graph to represent the flow of signals in a network. We translate the problem of characterizing our nonlinear signal-flow graphs into the problem of coloring covering graphs.

2.1 Base diagram

Consider the set of non-negative integers \mathbb{N} . For a directed graph A , we denote the set of vertices and edges of A , respectively by $V(A)$ and $E(A)$. We define a **base diagram** of A as the pair (B, p) where B is a directed graph with set of vertices $V(B) = V \times \mathbb{N}$ and, given any edge $e : m \rightarrow n$ of $E(A)$ labeled by $t \in \mathbb{N}$ and any $i \in \mathbb{N}$, we define an edge $e_i \in E(B)$ as $e_i : (m, i) \rightarrow (n, i + t)$ between the vertices $(m, i), (n, i + t)$ of $V(B)$ (see Figure 1). The function $p : B \rightarrow A$ is the projection defined by $(m, i) \mapsto m$, and the image of every edge $(m, i) \rightarrow (n, i + t)$ under p defines the edge $e : m \rightarrow n$ of $E(A)$ with label t .

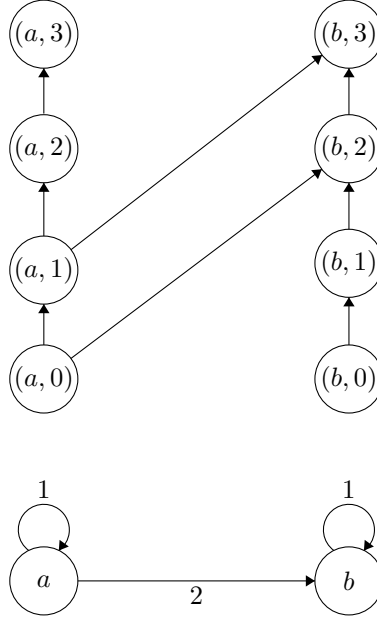


Figure 1: Below: A signal-flow graph A . Above: The corresponding base diagram B .

A **singleton** u is a graph with one vertex and one self-edge with label 1. The label represents the time that a signal takes to travel from source to target. A **path of length** l , denoted by $path(l)$, is a directed graph with vertices $\{1, 2, \dots, l\}$, where each vertex has a self-edge, while each vertex $i < l$ has one outgoing edge to vertex $i + 1$. Any edge has label 1. For example, see the bottom left of Figure 2. A **cycle of length** l , denoted by $cyc(l)$, is a path with vertices in the set $\{1, 2, \dots, l\}$, but the vertex l has one outgoing edge to the vertex 1 with label 1. In other words, a cycle is a closed path. The graphs u , $path(l)$, and $cyc(l)$ induce the base diagrams \tilde{u} , $tellis(l)$, and $cylinder(l)$, for examples see Figure 2.

2.2 Activation diagram

In the sequel, we consider graphs where every vertex has one self edge, one outgoing edge, and every edge is considered with travel time 1, unless otherwise stated. Given a base diagram, as an initial condition we select a subset of vertices and call them the set of **primary vertices**. An **activation diagram** (B, S) is a base diagram B and a subset S of primary vertices of $V(B)$.

A **secondary vertex** with coordinates (r, t) is a vertex in which each one of $(r, t - 1)$ and $(r - 1, t - 1)$ is either a primary vertex or a secondary vertex. To any activation diagram we associate the **activation graph**, the underlying colored graph in which primary and secondary vertices are black and the remaining vertices are white. To illustrate activation diagrams we only draw vertices that are either primary or secondary and avoid the others in the base diagram. See Figure 3.

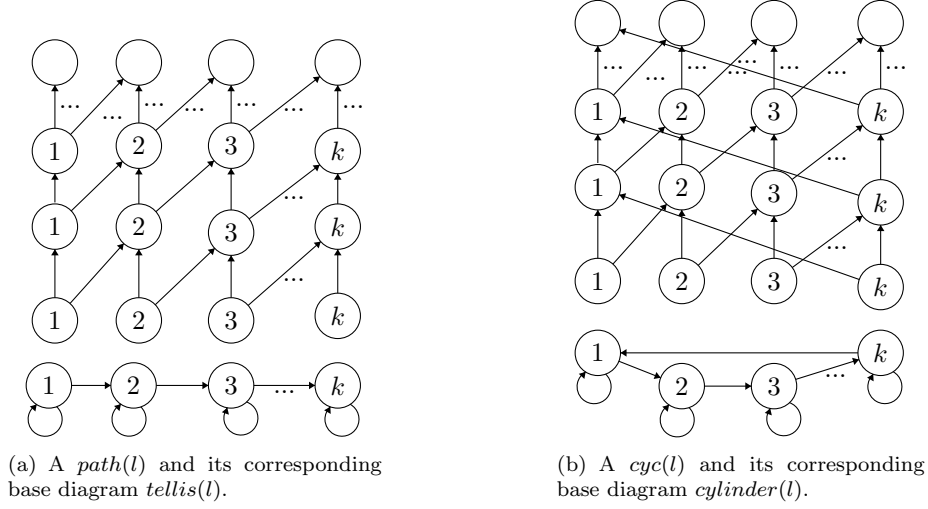


Figure 2: Directed labeled graphs and their base diagrams

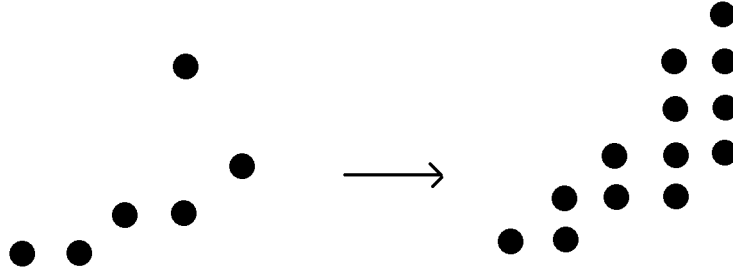


Figure 3: Left: Activation diagram. Right: Corresponding activation graph.

Example 2.1. Let $P = path(l)$ and $B = tellis(l)$ be as described before. Fix a vertex $v_i \in P$, and consider the initial conditions $S = \{(v_{i+k}, t)\}_{k=0,1,\dots,l-1} \subset B$ of consecutive vertices with the same time. The set S is determined by the initial vertex v_i of the path P , its length l and a fixed time $t \in \mathbb{N}$. We call **pyramid** to the activation diagram (B, S) and denote it by $pyramid(l, i, t)$. In Figure 4, it is illustrated the activation diagram $pyramid(3, i, t)$ of a path of length 3.

Remark 2.2. Suppose we have an activation diagram in which there is a $pyramid(l, i, t)$ with an extra primary vertex $(i-1+s, t+s)$ where $0 \leq s \leq l-1$. The vertex affects $pyramid(l, i, t)$ by activating the vertices in the diagonal $\{(i-1+k, t+k) \mid k = s+1, \dots, l\}$. On other hand if the extra primary vertex is localized in $(i+l+1, t+s)$, where $0 \leq s \leq l-1$, then the vertical line $\{(i+l+1, t+k) \mid k = s+1, \dots, l\}$ is activated, see Figure 5.

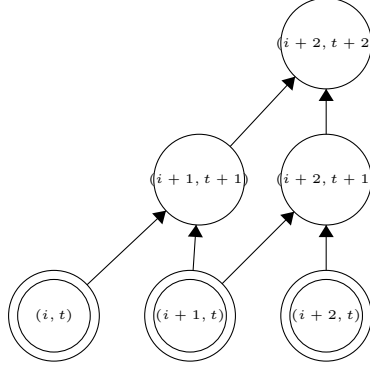


Figure 4: A ring indicates the primary vertices, there are 3 secondary vertices forming a pyramid.

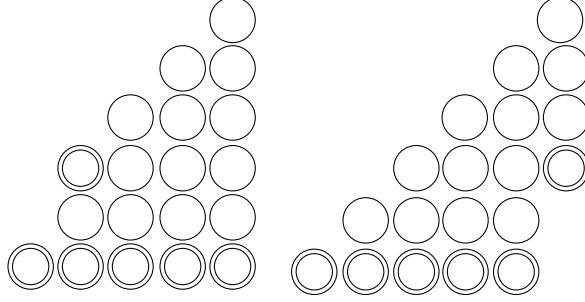


Figure 5: Effect of adding a primary vertex to a pyramid.

By a path of secondary vertices from (i, t) to (j, s) we mean a sequence $(i_0, t_0), (i_1, t_1), \dots, (i_k, t_k)$ with first point $(i_0, t_0) = (i, t)$ and final point $(i_k, t_k) = (j, s)$, such that there is an edge between two consecutive vertices. Here the edges are considered ignoring the direction. Edges go from (i, t) to $(i, t+1)$ and from (i, t) to $(i-1, t-1)$.

We restrict our study to activation diagrams where every primary vertex contributes to the activation of at least one secondary vertex. A **redundant activation diagram** occurs when a primary vertex is also a secondary vertex. See Figure 6.

An activation diagram C is **connected** if the secondary vertices of the corresponding activation graph form a connected undirected graph. As an example, Figure 3 and Figure 4 are connected activation diagrams. Figure 7 is not a connected activation diagram.

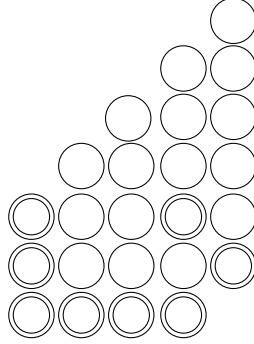


Figure 6: In this activation graph, there is a primary vertex that is also a secondary vertex.

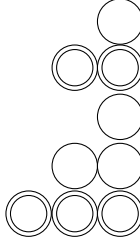


Figure 7: An example of an activation diagram that is not connected.

2.3 Base diagrams as a model of a network

We adopt the convention of [4]: “the network, node, link combination often refers to real systems... In contrast, we use the terms graph, vertex, edge when we discuss the mathematical representation of these networks”. Our networks are such that there exist nodes p firing due to external stimuli and nodes s firing when the sum of input signals from other nodes exceed their own thresholds. Our goal is the study of **cascades**, that is, networks whose number of nodes s are greater or equal to nodes p . We translate this to a base diagram $(B, P : B \mapsto A)$: a node p firing due to external stimuli at time t in the network corresponds to a primary vertex (p, t) of $V(B)$ and a node s firing as a consequence of the signals of other nodes corresponds to a secondary vertex in $V(B)$. In this way, a cascade in a network corresponds to an activation diagram. The activation diagram of Figure 3 has as underlying network a cascade.

Table 1 resumes the relation between the definitions of networks and the corresponding definitions of base diagrams. Terms on the left relate to Network theory, the term immediate to the right is the equivalent concept in base diagrams.

Network	Base diagram
External stimuli	Primary vertex
(Network, external stimuli)	Activation Diagram (AD)
Cascade	AD with more or equal secondary vertices than primary ones

Table 1: Equivalent definitions between networks and base diagrams.

3 Chinampas

In a cellular automata [19], three consecutive colored (black and white) cells determine the color of the middle cell in the next iteration. In particular, we are interested in the rule 192. The rule dictates cell C will be black if C and the one to the left were black at the previous iteration, see Figure 8.

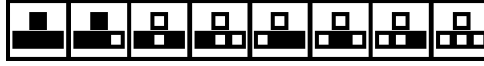


Figure 8: Rule 192. We consider the vertical axis as time, and activated vertex are black while inactive vertex are white.

In Figure 9, the vertical axis is the time and we think of the yellow blocks as the stimuli to keep alive the automatas of the game of life [9]. The lowest row represents an automata that survived for three units of time under rule 192. The next row shows three automatas that survived four units of time, then we have six automatas that survived five units of time, and finally, we have twelve automatas that survived six units of time.




Figure 9: Cellular automatas with less than six external stimuli.

We now proceed to study cascades on networks as the evolution of cellular automatas where we fix the external stimuli and apply rule 192 to evolve the cells. We will use the language of graph theory that we have developed in the previous section.

In Subsection 3.1, we give a topological description of an arbitrary cascade in terms of activation diagrams provided the network is a path. After that, we count a couple of families of polychrony groups using Lemma 3.13 and Lemma 3.14. The Subsection 3.4 contains algorithms to identify if a fixed vertex will be activated at a particular time.

Given an activation diagram, the **profit** is equal to the number of secondary vertices minus the number of primary vertices. The profit measures the maximum number of extra vertices that are activated as a consequence of the topol-

ogy of the graph. A connected non redundant activation diagram is a **chinampa** if its profit is grader or equal to zero. An example of chinampa is illustrated in Figure 10. The simplest chinampa, in the sense it involves the least number of vertices, is a $pyramid(3, i, t)$ as in Figure 4. The name is due to the similarity of the figures with a Mexican agricultural technique that uses soil to grow crops on a lake. We imagine that chinampas have crops above the soil, and underneath there are roots. There is no control on the size of the roots, all we can say is that they are all pushed by the water in the same direction.

The profit defines a fuction from the set of chinampas to non negative integers, we denote by $profit(C)$ the profit of a chinampa C .

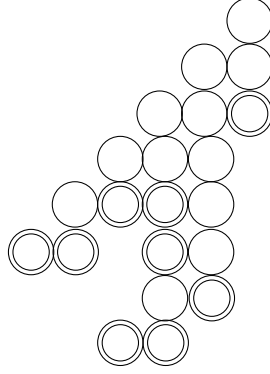


Figure 10: A chinampa.

3.1 The topological description of a chinampa.

We describe chinampas over a $path(l)$. For this goal, we will give a decomposition of a chinampa into pyramids. Remember that we defined $pyramid(l, i, t)$ as an activation diagram (B, S) where the primary vertices S are consecutive and have the same time. We extend the definition of pyramid to the activation diagram (B, S) in which S contains secondary vertices. So, in chinampa C of Figure 11, we have two pyramids $pyramid(3, i, t)$ and $pyramid(3, i + 2, t + 2)$ where the vertex $(i + 2, t + 2)$ is a secondary vertex.

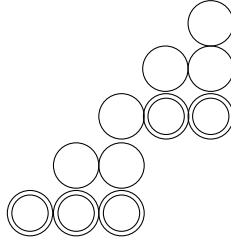


Figure 11: $pyramid(3, i, t)$ and $pyramid(3, i + 2, t + 2)$, with $(i + 2, t + 2)$ a secondary vertex, form a chinampa.

Note that a pyramid has only one secondary vertex at the top, we call it

pyramidion. If $P_1 = (B, S_1)$ and $P_2 = (B, S_2)$ are pyramids in a chinampa, we say that pyramid P_2 is **staking into** pyramid P_1 if the pyramidion of P_2 is an secondary vertex of P_1 other than the pyramidion of P_1 , and P_2 is not contained in P_1 .

Remark 2.2 shows that the activation diagram of a $path(l)$ is of the form a $pyramid(k, i, t)$ together with primary vertices at the right or at the left of $pyramid(k, i, t)$. We will see that an activation diagram is a sequence of staked pyramids.

Remark 3.1. Consider two pyramids $pyramid(l_1, i, t)$ and $pyramid(l_2, i+l_1, t)$. The pair of primary vertices $(i+l_1, t)$ and $(i+l_1+1, t)$, activate $(i+l_1+1, t+1)$ which is not part of any of the two pyramids. By Remark 2.2 the entire diagonal to which the vertex belongs is activated, as well as the vertical line $\{(i+l_1+1, t+k)\}_{k \in \{1, \dots, l_1+1\}}$, etc. Therefore, we end up with $pyramid(l_1+l_2, i, t)$. The argument works for two pyramids $pyramid(l_1, i, t)$ and $pyramid(i+l_1+k, i, t)$ separated by activated vertices $\{(i+l_1+j, t) \mid 1 \leq j \leq k\}$. So, in such cases, instead of considering several small adjacent pyramids, we always consider only the biggest pyramid that includes the small adjacent pyramids.

Proposition 3.2. *There exist only one pyramidion with maximum time in a chinampa. We call it **spike**.*

Proof. Suppose (i, t) and (j, t) with $i < j$ are pyramidia with maximum time. By connectedness there is a path from (i, t) to (j, t) with only secondary vertices. Each vertex on the path has time lower or equal to t . Starting from the vertices with lower time, we use Remark 3.1 until we reach those vertices with time t . At each step we conclude that all vertices above and between those in the path are secondary vertices. Then those vertices between (i, t) and (j, t) are activated, meaning that (i, t) and (j, t) are not pyramidion. A contradiction. \square

Remark 3.3. If (i, t) and (j, t) are activated vertices connected by a path of activated vertices with time lower or equal than t , the argument in the proof of Proposition 3.2 shows that both of them are in a pyramid whose pyramidion has time greater than t . As a consequence, if two pyramids P_1 and P_2 can be staked under a given P , then the pyramid P_1 cannot be adjacent to P_2 , since by Remark 3.1, we would instead stack the biggest pyramid that includes both P_1 and P_2 .

The activation diagram of Figure 12, is not a chinampa. Assume t is the minimum time of the primary vertices. Then $pyramid(2, i, t)$ and $pyramid(2, i+2, t)$ are adjacent, so they are in $pyramid(4, i, t)$. Which means that the vertex in the middle will be secondary vertex, contrary to the non redundancy requirement.

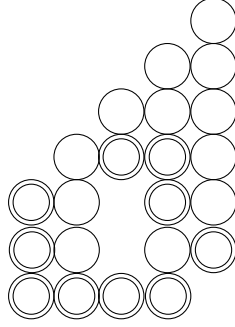


Figure 12: This activation diagram is not a chinampa, the copies of $pyramid(2, i, t)$ at the bottom are next to each other, as a consequence all vertices in the hole are internally activated.

Remark 3.4. Another consequence of Remark 2.2 is that a chinampa has no activated vertex located at the right of the spike. If the spike is (i, t) then all activated vertices are of the form (j, t') with $j \leq i$ and $t' < t$.

Now we shall give an order to the pyramids in a chinampa.

Proposition 3.5. *In a chinampa, there exist a unique $pyramid(l, i, t)$ with $l \geq 3$ of maximum time. We call it **top pyramid**.*

Proof. Start with the spike (i, t) . If this is the pyramidion of a $pyramid(l, i, t)$ with $l \geq 3$ we are done. If not, then we have a sequence of $pyramid(2, i, t)$ stacked into each other. But the chinampa has profit grader or equal than zero, so eventually we will find $pyramid(l, i, t)$ with $l \geq 3$. Let top pyramid be the first instance found with this strategy. There is no other pyramid $pyramid(l', i', t')$ with $l' > 2$, $t' \geq t$ since by connectedness and remark 3.1, we would conclude that there is a bigger pyramid containing both top pyramid and $pyramid(l', i', t')$, which contradicts that top pyramid is the first instance found. \square

Theorem 3.6 (Topological classification of Chinampas). *Any Chinampa can be described as a sequence of pyramids stacked into each other.*

Proof. We showed that in a chinampa there is a unique top pyramid Proposition 3.5. This top pyramid is stack into a sequence of $pyramid(2, i, t)$ unless the spike belongs to the top pyramid Proposition 3.2. Any other $pyramid(n, i', t')$, $n \geq 3$ must have $t' < t$ Remark 3.4. Pyramids are connected, and this is only possible if they are stacked into each other. \square

The average chinampa is described in Figure 13.

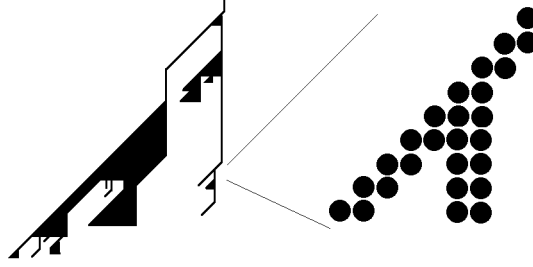


Figure 13: Standard example of a chinampa. Left: Zooming out, the possible configurations can be represented as stacking of pyramids. Right: Zooming in, we see a detail of the activation graph, lines on the left figure are found to be groups of activated vertices.

We define an abstract pyramid $pyramid(l)$ as an activated diagram without neither initial vertex and initial time. In a $pyramid(l)$, we always consider that the vertices at the bottom are primary vertices. A $pyramid(l)$ turns in a $pyramid(l, i, t)$ if it is placed in a base diagram, that is, if we chose an initial vertex i and a time t .

Consider a chinampa C . Let \mathbf{P} be the set of $pyramid(l)$, one for each staking $pyramid(l, i, t)$ in the chinampa C . We recover the chinampa by staking abstract pyramids from the set \mathbf{P} . We associate to any $P \in \mathbf{P}$ the corresponding pyramidion. If the pyramidion of P belongs to the pyramid Q , we call Q the **parent** of the pyramid P . Note that, after stacking, some primary vertices of the parent become secondary vertices.

We describe an algorithm to create the list \mathbf{P} , we can use Breadth First Search (BFS) or Depth First Search (DFS) [7]. Algorithm 1 is the pseudocode of an implementation of BFS. In this algorithm the pyramidion and the parent of P are attached to P as $P.pyramidion$ and $P.parent$ respectively.

Algorithm 1: Factorization via BFS

```

Data: A Chinampa
Result: A Unique factorization
 $Pyramid_0$  = pyramid whose pyramidion is the spike.;
Cache = [ $Pyramid_0$ ];
factorization = [ ];
while Cache != [ ] do
    init = pop(Cache);
    /* compare the vertices of init with pyramidion */
    for  $v$  in  $V(init)$  do
        if  $v == init.pyramidion$  then
            | continue;
        else if there is  $P \in \mathbf{P}$  with  $P.parent == init$  and
             $P.pyramidion == v$  then
            | Add  $P$  to Cache
        end
    factorization.append(init)
end
return factorization

```

Remark 3.7. The vertices in a pyramid have an order, for example the dictionary order starting in the top, and from left to right. Provided a fixed order on abstract pyramids, as the one described above, our algorithm is deterministic. So, we consider the returned list as a factorization of the chinampa in terms of pyramids.

3.2 Profit

In the context, there will be not confusion between pyramid and abstract pyramid, so some times, we call both of them pyramids. From now on, we construct chinampas by the staking process. Remember that we do not allow staking two pyramids one inside of the other, neither one adjacent to the other, and some primary vertices in the abstract pyramid turn into secondary vertices when we stake a pyramid.

Let P_1 and P_2 be two abstract pyramids and let C be the chinampa obtained by staking P_1 into P_2 . We define the **intersection** $P_1 \cap P_2$ of two abstract pyramids P_1 and P_2 as the abstract pyramid with activated vertices the intersection of the activated vertices of P_1 and P_2 . By definition of abstract pyramid, if a vertex is primary in one and secondary in the other then the vertex is primary in $P_1 \cap P_2$. If the intersection of two pyramids is only one point, we assume a profit of -1 . We have the following result for vertical staking.

Lemma 3.8. *Let C be a chinampa obtained by vertical staking of two abstract pyramids P_1 and P_2 . The profit function satisfies*

$$profit(C) = profit(P_1) + profit(P_2) - profit(P_1 \cap P_2).$$

Proof. Suppose pyramid P_1 is above P_2 , then the abstract pyramid $P_3 = P_1 \cap P_2$ is again a pyramid. Let n_1 , n_2 and n_3 be the number of primary vertices of P_1 , P_2 and P_3 respectively. Then the n_3 primary vertices of P_1 turns into secondary vertices in C , therefore the number of primary vertices of C are given by

$$(n_1 - n_3) + n_2,$$

Even more, let m_1 , m_2 and m_3 be the number of secondary vertices of P_1 , P_2 and P_3 respectively, then the number of secondary vertices of C are

$$(m_1 + n_3) + m_2 - (m_3 + n_3).$$

Therefore the results follows. \square

Note that arguments in the proof of Lemma 3.8 are standard and can be used to prove the following proposition.

Proposition 3.9. *Let C be a chinampa with set of abstract pyramids \mathbf{P} . The profit function satisfies the inclusion-exclusion principle*

$$\begin{aligned} profit(C) = & \sum_{P \in \mathbf{P}} profit(P) - \sum_{P_1, P_2 \in \mathbf{P}} profit(P_1 \cap P_2) + \sum_{P_1, P_2, P_3 \in \mathbf{P}} profit(P_1 \cap P_2 \cap P_3) \pm \dots. \end{aligned} \tag{1}$$

There are two ways of staking a $pyramid(2)$ into another $pyramid(2)$. By Equation (1) stacking $pyramid(2)$ into a chinampa does not change the profit. We show that the profit function is non-decreasing.

Lemma 3.10. *Let C be a chinampa with profit n . Staking a $pyramid(l, i, t)$ with $l \geq 3$ into C creates a chinampa C' with profit $m > n$.*

Proof. Assume that we stack $pyramid(l, i, t)$ into C . Locally, the $pyramid(l, i, t)$ is staking in a pyramid P of C . So that primary vertices of P with time $t + s$ with $0 < s < l$ are replaced by secondary vertices, see Figure 14. The number of primary vertices of C increases by $l - (l - s) = s$ but the number of secondary vertices increases by $(l - 1 + l - 2 + \dots + l - s)$ because staking only affects the vertices of P . The result follows since $l \geq 3$ implies $(l - 1 + l - 2 + \dots + l - s) > s$. \square




Figure 14: A $pyramid(l, i, t)$ with $l = 4$ is stacked into C , in this example two primary vertices of C at $t + 2$ become secondary.

Remark 3.11. Staking one pyramid of length three and several pyramids of length two returns a chinampa of profit zero. Conversely, by Lemma 3.10, if we have a chinampa of profit zero, it must be the result of staking one pyramid of length three and some pyramids of length two. Similarly, a chinampa of profit 1 has two copies of pyramid of length three and some copies of pyramid of length two. For profit 2 we can have either a $pyramid(4)$ and several $pyramid(2)$ stacked on/below it, or three $pyramid(3)$ and several $pyramid(2)$.

In general, a chinampa of profit k is made by staking $\{pyramid(l_i)\}$ so that they satisfy Equation (1). We know that $profit(pyramid(l)) = \frac{l(l-3)}{2}$, it is less or equal to k by Lemma 3.10. This gives a bound on the largest pyramid contained in a chinampa in terms of the profit of the chinampa

$$l_i \leq \frac{3 + \sqrt{9 + 8k}}{2}, \quad (2)$$

for all l_i .

3.3 Combinatorial description of chinampas of profit 0 and 1

Our purpose is to find the number of chinampas inside of $pyramid(n)$. A general chinampa can always be considered as part of an $pyramid(n)$, see Remark 3.4. So, consider $P = pyramid(n)$ in $tellis(n)$. We define

$$ch[n; (2, a_2), (3, a_3), \dots, (k, a_k)]$$

to be the number of all chinampas contained in P and obtained by staking a_i copies of $pyramid(i)$, where $2 \leq i \leq k$.

Example 3.12. It is clear that $ch[n; (n, 1)] = 1$, $ch[n + k; (n, k + 1)] = 2^k$ for $k \geq 0$, and

$$ch[n; (2, n - 1)] = 2^{n-2} \quad (3)$$

From now on, we will omit the terms corresponding to $pyramid(2)$ from the notation, but not from the calculations, so:

$$ch[n; (2, 1), (n - 1, 1)] = ch[n; (n - 1, 1)].$$

In Figure 15, we depict three of the elements singled out by $ch[4; (3, 1)]$. The three chinampas of profit 0 that have a $pyramid(3)$ at the top.

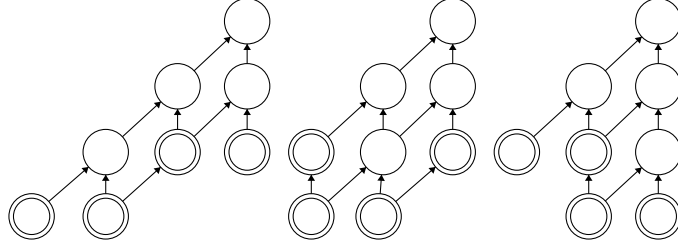


Figure 15: Three chinampas of profit 0 that have a $pyramid(3)$ on the top.

In order to count the number of chinampas of profit zero inside of an instance of $pyramid(n)$, we consider the formal series

$$\sum_n ch[n + 3; (3, 1)] \frac{x^n}{n!}.$$

Following [18, Section 2.3], we use the calculus of formal exponential generating functions to determine all coefficients. Note that $ch[n + 3; (3, 1)] = 0$ for $n < 0$.

We will use the fact that the equation

$$p(x) = 2 \int p(x) dx + f(x)e^{2x} + h(x)$$

has solution

$$p(x) = \frac{d}{dx} \left(e^{2x} \int f(x) + h(x)e^{-2x} dx \right). \quad (4)$$

Lemma 3.13. *In $pyramid(n + 3)$, for non negative integer n , there are $(2 + 3n)2^{n-1}$ possible chinampas of profit 0. More over, these numbers are given by the coefficients of the generating function:*

$$\sum_{n=0}^{\infty} ch[n + 3; (3, 1)] \frac{x^n}{n!} = (3x + 1)e^{2x}.$$

Proof. Remember that according to Remark 3.11 a chinampa of profit zero has only one staked $pyramid(3)$. First, we can count explicitly the number of chinampas in $pyramid(n + 3)$ when $pyramid(3)$ is at the top of $pyramid(n + 3)$,

for each non negative integer n there is $3(2^{n-1})$ possible chinampas with this supposition. This is because for each element of Figure 15, we create new elements by stacking a sequence of $pyramid(2)$ below the element. Therefore, the result follows by Equation (3). The rest of chinampas in $pyramid(n+3)$ are those in which $pyramid(3)$ is not the top. Those are $2ch[n-1+3; (3,1)]$, since the $pyramid(3)$ is inside of one of the two subpyramids $pyramid(n-1+3)$: one given by ignoring the main diagonal of $pyramid(n+3)$ or the other by ignoring the right vertical column of $pyramid(n+3)$.

Therefore, for $n > 0$:

$$ch[n+3; (3,1)] = 2ch[n-1+3; (3,1)] + 3(2^{n-1}).$$

Now, define

$$p(x) = \sum_{n=0}^{\infty} ch[n+3; (3,1)] \frac{x^n}{n!}.$$

So

$$\begin{aligned} p(x) &= \sum_{n=0}^{\infty} ch(n+3, (3,1)) \frac{x^n}{n!} \\ &= 1 + 2 \sum_{n=1}^{\infty} ch(n-1+3, (3,1)) \frac{x^n}{n!} + \sum_{n=0}^{\infty} 3(2^{n-1}) \frac{x^n}{n!} \\ &= 2 \int p(x) dx + \frac{3e^{2x} - 1}{2} \end{aligned}$$

Using Equation (4) and the condition $ch[3; (3,1)] = 1$ we obtain

$$\begin{aligned} \sum_{n=0}^{\infty} ch[n+3; (3,1)] \frac{x^n}{n!} &= (3x+1)e^{2x} \\ &= \sum_{n=0}^{\infty} (2+3n)2^{n-1} \frac{x^n}{n!} \end{aligned}$$

□

Lemma 3.14. *For a non negative integer n , chinampas of profit one have the generating function*

$$\sum_{n=0}^{\infty} ch[n+4; (3,2)] \frac{x^n}{n!} = (9x^2 + 18x + 4) \frac{e^{2x}}{2}.$$

Proof. A chinampa of profit one can only be formed by two copies of $pyramid(3)$ and chains of $pyramid(2)$ as shown in Remark 3.11. Define the formal series

$$q(x) = \sum_{n=0}^{\infty} ch[n+4; (3,2)] \frac{x^n}{n!},$$

and consider the cases:

- no one of the $pyramid(3)$ is at the top, then we have two subpyramids as in the previous lemma, so we count $2ch[n+3; (3,2)]$.

- one *pyramid*(3) is at the top, then the remaining *pyramid*(3) can be put in $2ch[n+3; (3,1)]$ ways on the two subpyramids. However, the two subcases have $ch[n+2; (3,1)]$ common terms as shown in Figure 16. Then the correct number is $2ch[n+3; (3,1)] - ch[n+2; (3,1)]$.

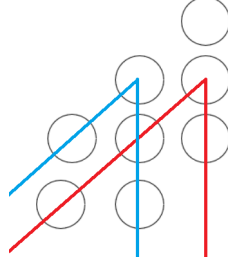


Figure 16: We represent the two subpyramids. If we stack onto *pyramid*(3) in the intersection of those regions, it will be appear on both subpyramids.

We conclude that, for each non negative integer n :

$$ch[n+4; (3,2)] = 2ch[n+3; (3,2)] + 2ch[n+3; (3,1)] - ch[n+2; (3,1)].$$

Then using the generating series $p(x)$ found in Lemma 3.13 we compute:

$$\begin{aligned} q(x) &= \sum_{n=0}^{\infty} ch[n+4; (3,2)] \frac{x^n}{n!} \\ &= 2 \sum_{n=1}^{\infty} ch[n+3; (3,2)] \frac{x^n}{n!} + 2 \sum_{n=0}^{\infty} ch[n+3; (3,1)] \frac{x^n}{n!} - \sum_{n=1}^{\infty} ch[n+2; (3,1)] \frac{x^n}{n!} \\ &= 2 \int q(x) dx + 2(3x+1)e^{2x} - \int (3x+1)e^{2x} dx \\ &= 2 \int q(x) dx + \frac{18x+9}{4} e^{2x} \end{aligned}$$

Solving Equation (4) we obtain

$$\sum_{n=0}^{\infty} ch[n+4; (3,2)] \frac{x^n}{n!} = \frac{9+2c+36x+18x^2}{4} e^{2x}$$

We compute $ch[4; (3,2)] = 2$ to conclude that

$$\sum_{n=0}^{\infty} ch[n+4; (3,2)] \frac{x^n}{n!} = (4+18x+9x^2) \frac{e^{2x}}{2}.$$

□

3.4 Algorithms for activated vertices

We describe an algorithm to

- construct cascades,
- predict if a vertex is activated at a given time in a cascade.

3.4.1 Building cascades

Instead of working at the level of networks and computing each secondary vertex that appears in a cascade, we work at the level of chinampas. Following ideas from dynamical programming, we compute the pyramids that are part of the chinampas.

We remind the reader that we assume each *pyramid*(*l*) have a natural order on its vertices by time and then from left to right, so that the pyramidion is the first element.

Algorithm 2: *buildPyramids*

```

Input: An ordered list of primary vertices PV.
Result: A list of pyramids;
listOfPyramids = [];
interval.t= PV[0].time, interval.lP=PV[0].position,
    interval.rP=PV[0].position; // time, left pos, right pos
for vertex in PV[1 :] do
    if vertex.time == interval.t and vertex.position =
        interval.rP+1 then
        | interval.rP = vertex.position
    else
        | listOfPyramids.append(interval);
        | interval.t=vertex.time, interval.lP=vertex.position,
        | interval.rP=vertex.position;
    end
end
listOfPyramids.append(interval);
pastPyramids = copy(listOfPyramids);
for interval in ListOfPyramids do
    for lowerPyramid in pastPyramids do
        deltaT=(interval.t-lowerPyramid.t);
        if lowerPyramid.t+(lowerPyramid.rP-lowerPyramid.lP)
            <interval.t then
            | pastPyramids.remove(lowerPyramid)
        else if lowerPyramid.t>interval.t
            +interval.rP-interval.lP then
            | break
        else if interval.lP==lowerPyramid.rP+1 then
            | interval.lP=lowerPyramid.lP+deltaT
        else if interval.rP==lowerPyramid.lP+deltaT-1 then
            | interval.rP=lowerPyramid.rP
        end
    end
end
listOfPyramids = removeDuplicates(listOfPyramids); // see
    Algorithm 3
return listOfPyramids

```

Fix a chinampa with a known set of primary vertices. We sort the primary vertices by the time of occurrence and then by the label of the vertices. To every sequence of n consecutive primary vertices, having the same time t , we assign a new structure called an **interval**. An interval only remembers the coordinates

(n, t) of the first and last primary vertices. We assign to the set of intervals the order inherited by the set of primary vertices. The order is determined by the left vertex in the interval.

To the interval with lowest time, assuming it has l consecutive vertices, we associate a *pyramid*(l). An iterative process to build the cascade goes as follows. Given the next interval, assuming it has l_k consecutive vertices, we check if the first or the last term are next to a pyramid previously built. If so, we extend the interval to include those secondary vertex in the pyramid that have the same time as the interval. After we growth the interval from l_k to $l_k + d_k$, we now assign to the interval the *pyramid*($l_k + d_k$), see Algorithm 2. The auxiliary Algorithm 3 removes duplicates.

Let n be the number of primary vertices, $n_0 = \text{int}(n/2)$. To compute the time complexity of Algorithm 2 we analyze the best and worst case scenario. The best case scenario is when the vertices are all part of the base of a pyramid, in that case the time complexity is $O(n)$. The worst case scenario is when we have n_0 copies of *pyramid*(n_0), concatenated in a way that two consecutive pyramids share the maximum area possible. The time complexity of the algorithm in this case is $(n_0(n_0-1)/2)^2 = O(n^2)$, because the double loop runs $1+2+3+\dots+n_0-1$ times.

Algorithm 3: *removeDuplicates*

Input: An ordered list of intervals *listOfPyramids*;
Result: An ordered list of intervals without intersection;
dynamicCopy=copy(listOfPyramids);
previous = dynamicCopy[0];
index = 1;
for walker **in** *listOfPyramids*[1:] **do**
 if previous.rP==walker.lP-1 **and** previous.t==walker.t
 then
 previous.rP=walker.rP
 dynamicCopy=dynamicCopy[:index]+dynamicCopy[index+1:];
 else
 previous =dynamicCopy[index];
 index = index+1;
 end
 end
end
return dynamicCopy

3.4.2 Will a vertex be activated?

Now to find if a vertex is activated, we need to check if a vertex is inside of a pyramid. In other words, we need to verify for each pyramid if the vertex satisfy the inequalities required to be in the region determined by the corners of the pyramid. See Algorithm 4 of time complexity $O(n)$ in the best case and $O(n^2)$ in the worst case (because it calls Algorithm 2). For an implementation of this algorithms see <https://github.com/mendozacortesgroup/chinampas/>.

Algorithm 4: *will_vertex_be_activated*

Input: A vertex (n, t_0) , a list of primary vertices PV .
Result: Boolean explaining if the vertex n will be activated at time t_0 ;
if (n, t_0) **in** PV **then**
 return True ;
end
orderedListOfPyramids = *buildPyramids*(PV);
for pyramid **in** orderedListOfPyramids **do**
 deltaT = $(t_0 - \text{pyramid}.t)$;
 if $\text{pyramid}.lP + \text{deltaT} \leq n \leq \text{pyramid}.rP$ **and**
 $\text{pyramid}.t \leq t_0 \leq n - \text{pyramid}.lP + \text{pyramid}.t$ **then**
 /* (n, t_0) in a pyramid */
 return True;
 else if $\text{pyramid}.t > t_0$ **then**
 break;
 end
end
return False;

4 Triangular sequences

The problem of finding all chinampas of profit bigger than two is still open. Our techniques to count the chinampas of profit zero and one cannot be adapted to this case as it misses a big family of elements, see Remark 3.11. In this section we propose an intermediate step, we introduce triangular sequences.

We study chinampas obtained by stacking several *pyramid*(2) below *pyramid*(n) for $n \geq 4$. We call **roots** those sequences of *pyramid*(2) stacked onto each other. Note that *pyramid*(n) with $n \geq 4$ can have more than one root. For simplicity we assume that we have *pyramid*(n) with $n = 3K$ and $K \in \mathbb{N}$. Also we assume that all roots have the same number R of *pyramid*(2).

Example 4.1. Consider the two extreme cases on *pyramid*(6) whose roots are portrayed on Figure 17. To the left the roots only go down, while on the figure of the right the roots move to the left.

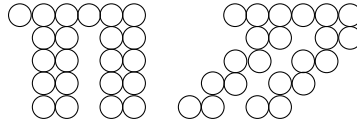


Figure 17: Roots on *pyramid*(6), here we display all activated vertices except those above the primary vertices of *pyramid*(6)

Given K and R , we define a KR -**triangular sequence** as a bisequence $\{s_i^j\}$ where the coefficients are integers and they satisfy the constraints:

$$\begin{array}{ccccccc}
K+R & & K+R-1 & & K+i & & K+2 & & K+1 \\
\begin{array}{c} \vee \\ s_R^R \\ \vee \\ R \end{array} & > & \begin{array}{c} \vee \\ s_{R-1}^{R-1} \\ \vee \\ s_{R-1}^{R-1} \\ \vee \\ R-1 \end{array} & > \dots > & \begin{array}{c} \vee \\ s_i^i \\ \vee \\ s_{i+1}^i \\ \vee \\ \vdots \\ s_R^i \\ \vee \\ i \end{array} & > \dots > & \begin{array}{c} \vee \\ s_2^2 \\ \vee \\ s_3^2 \\ \vee \\ \vdots \\ s_{j+1}^2 \\ \vee \\ \vdots \\ s_R^2 \\ \vee \\ 2 \end{array} & > & \begin{array}{c} \vee \\ s_1^1 \\ \vee \\ s_2^1 \\ \vee \\ \vdots \\ s_j^1 \\ \vee \\ \vdots \\ s_{R-1}^1 \\ \vee \\ s_R^1 \\ \vee \\ 1 \end{array} \\
\end{array} \tag{5}$$

Remark 4.2. The particular relation $s_j^i > s_{j-1}^{i-1}$ will prevent redundancy on the roots.

Proposition 4.3. Consider the chinampas with $n = 3K$ roots each root with R copies pyramid(2). The number of KR -triangular sequences $\{s_j^i\}$ counts the number of possible roots on pyramid(n) with the previous conditions.

Proof. Given the KR -triangular sequence $\{s_j^i\}$ and consider a rectangular board B of $(K+R)$ columns and R rows.

For the first step, we put a white mark on the cell of B given by the intersection of row 1 and column s_1^1 . In step 2, we put a white mark on the cell intersection of row 2 and column s_2^2 and another white mark on the cell intersection of row 2 column s_2^2 . The step i ask us to put marks on cells (i, s_j^i) with $j \leq i$. Now for each i , we take the i row, and we color with black all cells in the columns 1 to $n+i$ that are not white.

To recover the roots of pyramid(n), we substitute each black colored cell by 3 consecutive cells: one white and two black. Black colored cells are the activated vertices the root of pyramid(n). The fact that each of the sequences $\{s_j^i\}_j$ is decreasing translated into the movement to the left of roots. The condition $s_j^i > s_{j-1}^{i-1}$ appears because the roots can only move one unit to the left. The map that sent one black block into a white block with two black blocks prevents redundancy. This assignment can be verified to be an isomorphism. \square

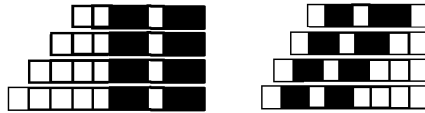


Figure 18: The corresponding Triangular sequences come from counting blocks.

Example 4.4. We look at the white spaces as in Figure 18. They correspond to the roots of Figure 17.

According to Proposition 4.3 the sequences corresponding to the left of Figure 18 are

$$\begin{array}{ccccccc}
& & & s_1^1 & & & 3 \\
& & & s_2^2 & & & 4 & 3 \\
& & s_3^3 & s_3^2 & s_3^1 & = & 5 & 4 & 3 \\
s_4^4 & s_4^3 & s_4^2 & s_4^1 & & 6 & 5 & 4 & 3
\end{array}$$

and for the right

$$\begin{array}{ccccccc}
& & & s_1^1 & & & 1 \\
& & & s_2^2 & s_2^1 & = & 2 & 1 \\
& & s_3^3 & s_3^2 & s_3^1 & = & 3 & 2 & 1 \\
s_4^4 & s_4^3 & s_4^2 & s_4^1 & & 4 & 3 & 2 & 1.
\end{array}$$

4.1 Methods to compute triangular sequences

We used the equivalent description of a KR -triangular sequence with $s_R^1 \geq 1$ and $K + 2R - 1 \geq s_R^R$. Take a KR -triangular sequence as in (5), add one to those elements in the second row $\{s_{i+1}^i\}_{1 \leq i \leq R-1}$; add two to elements in the third row $\{s_{i+2}^i\}_{1 \leq i \leq R-2}$. Continue until we add $R - 1$ to the last row $\{s_R^1\}$. The resultant sequence is denoted by $T_{R,n}$. Each step preserves the horizontal inequalities and transforms the vertical relations into strict inequalities.

We use the software Mathematica [20] and the calculus of species (see [18], or [6]) in our experiments with triangular sequences.

- Fix R and the line L_{2R-1} with $2R - 1$ points. We count all possible ways to label points in the line preserving the order, and using numbers from 1 to n . Call this number p_n . We can verify the identity $\sum p_n x^n = \frac{x^{2R-1}}{(1-x)^{2R}}$.
- We compute symbolic sums over all possible ways to assign values with numbers from one to n to the points in $T_{R,n}$. Call this q_n . We aim to find $\sum q_n x^n$. This step is computationally demanding and can only be done for small R .
- Divide q_n by p_n and call this c_n . The fact that $p_n | q_n$ was proved for $R = 3$ in [2].
- We want to obtain the generating series of $\{q_n\}$, so we interpret c_n as the result of applying a differential operator to $\sum p_n x^n = \frac{x^{2R-1}}{(1-x)^{2R}}$:
 - Expand the c_n as a polynomial in n and interpret any instance of n^k as the differential operator $(x \frac{d}{dx})^k$.
 - Apply the differential operator to $\frac{x^{2R-1}}{(1-x)^{2R}}$ to obtain the generating series $\sum q_n x^n$.

4.1.1 Generating functions of triangular sequences

- If $R = 3$ then $\frac{(1+x)x^5}{(1-x)^7} = x^5 + 8x^6 + 35x^7 + 112x^8 + 294x^9 + 672x^{10} + 1386x^{11} + 2640x^{12} + 4719x^{13} + 8008x^{14} + 13013x^{15} + O(x^{16})$,
- if $R = 4$ then $\frac{(1+5x+5x^2+x^3)x^7}{(1-x)^{11}} = x^7 + 16x^8 + 126x^9 + 672x^{10} + 2772x^{11} + 9504x^{12} + 28314x^{13} + 75504x^{14} + 184041x^{15} + O(x^{16})$,

- if $R = 5$ then $\frac{(1+16x+70x^2+112x^3+70x^4+16x^5+x^6)x^9}{(1-x)^{16}} = x^9 + 32x^{10} + 462x^{11} + 4224x^{12} + 28314x^{13} + 151008x^{14} + 674817x^{15} + O(x^{16})$,
- if $R = 6$ then $\frac{(1+42x+539x^2+2948x^3+7854x^4+10824x^5+7854x^6+2948x^7+539x^8+42x^9+x^{10})x^{11}}{(1-x)^{22}} = x^{11} + 64x^{12} + 1716x^{13} + 27456x^{14} + 306735x^{15} + O(x^{16})$,
- if $R = 7$ then $\frac{(1+99x+3129x^2+44739x^3+336819x^4+1450761x^5+3753841x^6+5999851x^7+5999851x^8+3753841x^9+1450761x^{10}+336819x^{11}+44739x^{12}+3129x^{13}+99x^{14}+x^{15})x^{13}}{(1-x)^{29}} = x^{13} + 128x^{14} + 6435x^{15} + O(x^{16})$.

Expanding those series, the coefficient of x^{k+1} is the number of KR -triangular sequences.

A pdf with our calculations can be seen at: <https://github.com/mendozacortesgroup/chinampas>

5 Generalization

5.1 Network Models

Here we want to explain the algebraic structure of cascades via chinampas. As a consequence we learn how to code this family of non linear signal flow graphs. Rather than using matrices, it is more natural to use union of sets. This section uses category theory [10], and follows closely the work of [3].

The category S has objects $\mathbf{n} = \{1, 2, \dots, n\}$, and every morphism $\mathbf{n} \rightarrow \mathbf{m}$ is a bijection. There is a product $+$ and a braiding $B_{n,m}$ making S a strict symmetric monoidal category (see for instance [3, § 2]).

A **one-colored network model** is a lax symmetric monoidal functor $F: S \rightarrow \text{Monoids}$ (for the definition see [3, § 2]). We shall build a one-colored network model F from a chinampa. For this goal we use the characterization of lax symmetric monoidal functor given in [3, Theorem 2.3].

For any natural n define

$$F(n) = \{\text{finite set of primary vertices in a } \textit{tellis}(n)\},$$

and

$$F(0) = \emptyset.$$

we denote by $e_n \in F(n)$ the *tellis*(n) with empty set of primary vetices.

We define

1. a family of **overlying functions** $\cup : F(n) \times F(n) \rightarrow F(n)$ given by union of primary vertices,
2. an action of the group of permutations S_n on $F(n)$ by permuting the first coordinate of any vertex,
3. a family of **disjoint union functions** $\sqcup : F(n) \times F(m) \rightarrow F(n+m)$ given by mapping the primary vertices $(i, t) \in F(n)$ into $(i, t) \in F(n+m)$ and the primary vertices $(i, t) \in F(m)$ into $(i+n, t) \in F(n+m)$

The overlaying functions \cup from point 1 induce a product so $F(n)$ is a monoid.

Example 5.1. To understand the action of the permutation group consider $\{(1, 0), (2, 0), (3, 0), (4, 2)\} \in F(4)$, this is a chinampa. The permutation $\sigma(1) = 1, \sigma(2) = 4, \sigma(3) = 2, \sigma(4) = 3$ results in a non connected redundant activation diagram $\sigma(\{(1, 0), (2, 0), (3, 0), (4, 2)\}) = \{(1, 0), (4, 0), (2, 0), (3, 2)\}$ as in Figure 19.

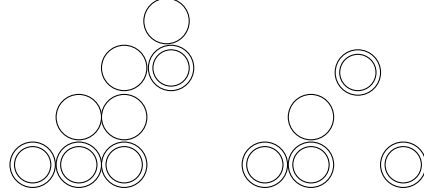


Figure 19: Left: A base diagram $d = \{(1, 0), (2, 0), (3, 0), (4, 2)\} \in F(4)$. Right: $\sigma(d) \in F(4)$ where $\sigma(1) = 1, \sigma(2) = 4, \sigma(3) = 2, \sigma(4) = 3$.

To understand the operation \sqcup consider $d = \{(1, 0), (2, 0), (3, 0), (2, 2)\} \in F(3)$ and $f = \{(1, 0), (2, 0)\} \in F(2)$, then $d \sqcup f = \{(1, 0), (2, 0), (3, 0), (2, 2), (4, 0), (5, 0)\} \in F(5)$ as in Figure 20.




Figure 20: Given $d = \{(1, 0), (2, 0), (3, 0), (2, 2)\} \in F(3)$ and $f = \{(1, 0), (2, 0)\} \in F(2)$ then $d \sqcup f = \{(1, 0), (2, 0), (3, 0), (2, 2), (4, 0), (5, 0)\} \in F(5)$.

To understand the operation \cup consider $d = \{(1, 0), (2, 0), (3, 0), (2, 2), (4, 3)\} \in F(4)$ and $f = \{(1, 0), (2, 0), (3, 0), (4, 2)\} \in F(4)$, then $d \cup f = \{(1, 0), (2, 0), (3, 0), (2, 2), (4, 2), (4, 3)\} \in F(4)$ as in Figure 21.

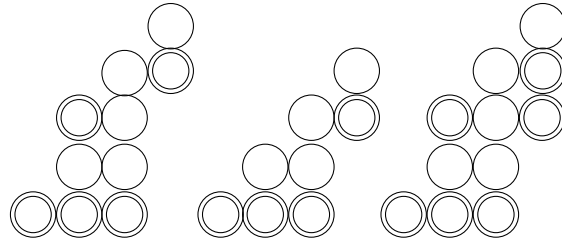


Figure 21: Given $d = \{(1, 0), (2, 0), (3, 0), (2, 2), (4, 3)\} \in F(4)$ and $f = \{(1, 0), (2, 0), (3, 0), (4, 2)\} \in F(4)$, then $d \cup f = \{(1, 0), (2, 0), (3, 0), (2, 2), (4, 2), (4, 3)\} \in F(4)$.

Proposition 5.2. *The family F defines a functor $F: S \rightarrow \text{Monoid}$ so, it is a one-colored network model.*

Proof. We show that F together with the functions \cup , \sqcup and $B_{n,m}$ satisfy [3, Theorem 2.3].

By definition, e_n is the unit of \cup and e_0 is the unit of \sqcup . Both \cup and \sqcup are associative. The units satisfy $e_n \sqcup e_m = e_{n+m}$. The action of S_n on $F(n)$ is permuting the labels of the vertices and this action is distributive with respect \cup . More over, the unity e_n is a fixed point under this action. The operation \cup is distributive with respect \sqcup .

If $g \in F(n)$, $h \in F(m)$, $\sigma \in S_n$ and $\tau \in S_m$, by definition $(\sigma + \tau)(g \sqcup h)$, is $(\sigma + \tau)(r) = \sigma(r)$ if $r \leq n$ and $(\sigma + \tau)(r) = n + \tau(r)$ otherwise. In other words, on the copy of $F(n) \subset F(n+m)$ we have the action of σ and on the copy of $F(m) \subset F(n+m)$ we have the action of τ , then $(\sigma + \tau)(g \sqcup h) = \sigma g \sqcup \tau h$.

Finally, $B_{m,n}(h \sqcup g)$ is g on the first n and then h on $\{n+1, \dots, n+m\}$, that is $B_{m,n}(h \sqcup g) = g \sqcup h$. \square

The theory of operads [14] introduces the language to study composition of operations. An operad O consist of a set $O(n)$ of n -ary operations for every n . For every partition $n_1, n_2, \dots, n_k, n = \sum_{i=1}^k n_i$, we have composition maps

$$O(n_1, n_2, \dots, n_k; n) = \{O(n_1) \times O(n_2) \times \dots \times O(n_k) \rightarrow O(n)\}.$$

The composition is associative, there is a unit element in $O(1)$. The permutation group S_n acts on $O(n)$, and composition commutes with the action of the group. Those actions represent the permutation of inputs.

For a one-colored network model F , there is an associated a network operad $op(\int F)$ [3, Definition 7.2]. For our purposes we will only use the explicit description

$$op \int F(n_1, \dots, n_k; n) = S_n \times F(n), n = \sum n_i,$$

where F is the one-colored network model of Proposition 5.2.

If we interpret $op(\int F)$ as operations, what sets accept these operations? Given a set X there is a canonical operad End_X of endomorphisms. Where

$$End_X(n) = \{X^n \rightarrow X\}$$

and $End_X(n_1, \dots, n_k; n)$ are the set composition of functions. A $op(\int F)$ -algebra is a set X and a map between operads $op(\int F) \rightarrow End_X$. That is, a family of maps

$$op \left(\int F \right) (n) \times X^n \rightarrow X$$

with compatibility conditions.

There is always a canonical $op \int F$ -algebra A_F which is defined by $A_F(n) = F(n)$. Given $(\sigma, g) \in op \int F(n_1, \dots, n_k; \sum n_i)$, and $\{h_i \in A_F(n_i)\}_{i=1, \dots, k}$, the action of the operad $op \int F$ is given by

$$\alpha(\sigma, g)(h_1, \dots, h_k) = \sigma(h_1 \sqcup \dots \sqcup h_k) \cup g \in A_F(\sum n_i).$$

Unwrapping the definitions, we relabel the elements of $h_1 \sqcup \dots \sqcup h_k$ to obtain primary vertices of $tellis(\sum n_i)$. We apply the permutation σ to obtain $\sigma(h_1 \sqcup \dots \sqcup h_k)$ and we overlay the output with g .

Consider the function of sets

$$proy : A_F(n) \rightarrow \{\text{disjoint union of activation graphs on } tellis(n)\}$$

defined on elements as follows. For $h \in A_F(n)$, a finite set of primary vertices in $tellis(n)$, $proy(h)$ adds secondary vertices to h from down to top, and then removes redundancies to obtain a union of activation graphs. This map is well defined as it can be described as coloring black all activated vertex. We also define the function

$$incl : \{\text{disjoint union of activation graphs on } tellis(n)\} \rightarrow A_F(n)$$

that only keeps (non redundant) primary vertices. The action of the permutation group does not preserve the chinampa structure, since it can add redundancies. That is why $incl$ and $proy$ are morphisms of sets.

An arbitrary element in $A_F(n)$ can be written as union of terms whose image under $proy$ are connected activation graphs.

Lemma 5.3. *Define $e = incl \circ proy$, then e is idempotent and $proy$ is a retraction, that is $e^2 = e$, $proy \circ incl = id$.*

Note that for $a, b, c \in A_F$,

$$e(e(a \cup b) \cup c) = e(a \cup e(b \cup c)) = e(a \cup b \cup c).$$

However $e(a) \cup e(b) \neq e(a \cup b)$. Every element of A_F can be retracted into a disjoint union of chinampas or union of points. For every chinampa C , the preimage $proy^{-1}(C)$ contains all equivalent ways to select primary vertex ending with the same activation graph.

Remark 5.4. At the level of networks, among all possible ways to obtain the same polychrony group e selects the external stimuli in the signal-flow diagram without redundancy.

We built a one-colored network model F to describe the algebraic structure of a cascade. An element of $F(n)$ can be written in terms of the monoidal operation in several ways, as union of its subsets.

Remark 5.5. We started this project trying to code polychrony groups. By using the language of operads we conclude that to simulate polychrony groups we need to code the monoidal operation of union of sets.

In Subsection 3.1, we restricted the algebraic structure to vertical stacking in order to count connected non redundant elements called chinampas. This is possible because vertical stacking admits a unique factorization, see Algorithm 1.

Assume now that we restrict the nodes that can react to external stimuli in a network. Either by adding inhibitions or assuming the node is damaged at a particular time. Select m vertices, and n primary vertices of $tellis(k)$. Only the m vertices can change color and become primary or secondary vertices. This defines an elementary net system, a kind of Petri Net [16] in which the set of transitions are the m chosen vertices, each with two places going in and two going out, see Figure 22.

States are the n marks, and our transition functions are the m vertices. When more than two marks are on the same vertex v , two marks are distributed via v 's outgoing edges.

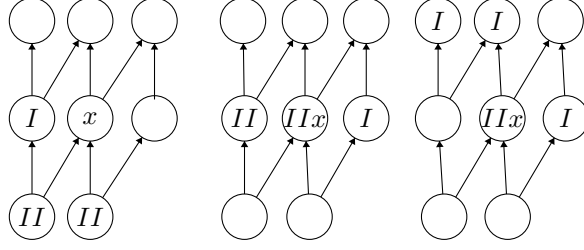


Figure 22: The five marks I represent the states, and our transition functions are the vertices, except for the vertices marked with an x which cannot fire. The vertical axis is time.

6 Future Work

Consider a simulation of neural activity. Assume that a set of neurons form a path. Section 3.1 describes the possible diagrams of activation using the staking of pyramids. It is not necessarily to compute all possible interactions between signals, as the basis of the pyramids determine all vertices activated. From Proposition 5.2 and Remark 5.5, we can use the language of category theory to simplify the code required. A simulation of neural activity requires to extend our work to more general networks.

Up to this point every network satisfy the following hypothesis: every vertex has at most one edge towards itself and at most one edge towards a different vertex, every signal has intensity one and the threshold is two for all vertices. We also require chinampas to be non redundant connected activation diagram with profit grader than zero, and we restricted networks to the case of paths.

In this section, we will describe broadly the effect of relaxing the main hypothesis of this paper. For each new network we associate the correspond covering graph and activation diagram following the same definition as in Section 2.2.

6.1 Rooted Tree Networks

Consider that the network is a rooted tree with the direction going to the root. On each segment between branching points or between a leaf and a branch, we have a path, and so the corresponding cascades on the path can be study with chinampas, see Figure 23.

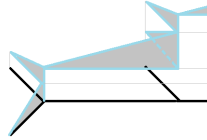


Figure 23: Interaction at branching points. Below: we see the network, a rooted tree. Above: we see copies of pyramid that can be replaced by other chinampas. On the branching points signals from different branches interact.

On a path, every secondary vertex correspond to a node in the network that was previously a primary vertex. This happens because in the network, the vertex needed a self signal in order to fire. By allowing branching points

we have a new situation in which a vertex is activated after receiving several signals from different incoming edges. This process creates regions of purely secondary vertex. Those regions resemble neurons that do not interact with external stimuli, only with other neurons.

6.2 Chinampas with infinite profit

In this section we describe chinampas on networks that are cycles. Having feedback allows chinampas that do not stop as we see in algorithm 5. This algorithm works even if:

- the vertices has several outgoing edges,
- the labels are different,
- the intensities are different,
- the thresholds are different.

Assume we have a subset of vertices $S \subset A$ where every vertex n receive as many incoming signals as the threshold of n . For such S , one way to obtain an infinite cascade is by activating every element of S for a long period of time. This is known as a synfire chain [1], an activation diagram where all vertices are activated at the same time.

We introduce a more efficient algorithm than the synfire chain, and we will prove that the algorithm returns a cascade. For example, we can activate all vertices at the times 0, 1 as in Figure 24 (right) and obtain a finite cascade. We can also activate all vertices at times 0, 1, 2 to obtain an infinite cascade. Instead the algorithm is used in Figure 24 (left) and returns an infinite cascade with 7 primary vertex.

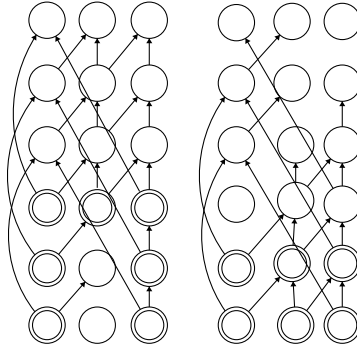


Figure 24: (Left) From the lemma it follows that we only need to activate seven vertices to obtain an infinite cascade, as all vertices are activated for all times bigger than 2. (Right) Finite cascade obtained by activating every vertices at time 0 and time 1 (Synfire). To obtain an infinite cascade activating every vertices at the same time we will need to activate all vertices at time 0,1 and 2.

Given a pair of connected vertices m, n we denote by $e_{m,n}$ the edge from m to n , and we denote by $time(e_{m,n})$ the time it takes the signal to go from vertex

m to vertex n .

Algorithm 5: Efficient construction of infinity cascades

Data: vertices in S , labeled edges between vertices in S satisfying conditions of Lemma 6.1

Result: Infinity cascade

$temp_list = []$;

for every $n \in S$ **do**

$/*$ consider the maximum time among the edges leaving n
 $*/$

$m_n = \max\{time(e_{n,n_i}) \text{ for } e_{n,n_i} \in \text{Edges}(A), n_i \in S\}$;

$temp_list.append(m_n)$;

end

Set $M = \max(temp_list)$;

$/*$ by construction $M - time(e_{n',n''}) \geq 0$ for all $n', n'' \in S$.

$*/$

Activate each element $n \in S$ from time $M - m_n$ to time M ;

return M

Lemma 6.1. *Sufficient conditions to existence of infinite cascades on the activation diagram A . Suppose that $S \subset \text{vertices}(A)$ satisfies the following condition, for every $n \in S$:*

1. *there are $n_1, n_2, \dots, n_{k_s} \in S$ so that $e_{n_i, n} \in \text{Edges}(A)$,*
2. *the sum of the intensity of the signals sent by $\{n_i\}_{1 \leq i \leq k_s}$ is bigger or equal than the threshold of n .*

Then S admits at least one infinite cascade.

Proof. Let M be the output of Algorithm 5. We show that by activating all vertices in S at the correct time period, periodicity assure us the vertices will keep on activating themselves.

We proceed by induction to show that all vertices are activated on the time $M + i$ for all $i \in \mathbb{N}$. Note that at time $M + 0$ every vertices is activated, and each vertex receives enough signals to reach the threshold by hypothesis.

Lets assume that from time M to time $M + i$, every edge in S is activated. We want to prove that from time M to $M + i + 1$ every edge is activated.

Consider $n_0 \in S$ and we will study all incoming edges to n_0 . Let $n_k \in S$ be connected to n_0 . If $time(e_{n_k, n_0}) \leq i + 1$ then n_k was activated by other vertices during the period $[M, M + i]$ by hypothesis. If $time(e_{n_k, n_0}) > i + 1$ then we activated n_k at time

$$M + i + 1 - time(e_{n_k, n_0}) = M - (time(e_{n_k, n_0}) - (i + 1)) > M - time(e_{n_k, n_0}) > M - m_{n_k}$$

because by hypothesis we activated n_k from time $M - m_{n_k}$ to time M . We conclude that n_0 is activated as all incoming edges were activated at the correct time. Since n_0 is arbitrary, every element of S is activated at time $M + i + 1$. This concludes the induction step.

After a while, the subsequent activated vertices will be more than the initial activated vertices and we will have a cascade. \square

Not every network admits infinite chinampas, for example $paths(n)$.

6.3 Signals with integer intensity

We first describe the situation in which intensity of signals can be 1 or -1 . An inhibition is a vertex that sends signals with negative intensity. Accepting vertices that send inhibitory signals, means that chinampas with infinite profit can be stop and that our pyramids can have holes (see Figure 25).




Figure 25: Below: a network. Top: a chinampa with infinite profit. Middle: a chinampa with inhibited vertices. The infinite chinampa is now finite, the chinampas over paths interact in new ways.

All our algorithms need to be adapted in order to work with inhibitions. To be precise, we need to modify the line in which we determine if a vertex receives enough signals.

Infinite chinampas can be stop by the inhibitions at branching points. Knowing the initial inhibitions beforehand can help adapt Algorithm 5 to find infinite cascades, or to control the total profit.

If the signals have integer intensities, among the increase on complexity of the diagrams, a remarkable effect can occur: a vertex can reactivate itself until an inhibition stops it.

6.4 Multiple outgoing edges

Several outgoing edges with label bigger than one allow us to have chinampas on different scales. If the self edges have different times then there is time interaction of those different cascades as in Figure 26.

Of special importance are n -clique, the graph with n vertices all of them connected to each other, in which all the edge's labels are the same. Assume that all vertex have a common threshold. To initiate an infinite cascade we apply external stimuli to any random set of vertex with more elements than the threshold. See Figure 27.

6.5 Triangular Sequences

The theory of species [6] is not general enough to find the remaining generating series of triangular sequences. The reason is that our enumeration problems are topological in nature, they depend not only on the number of points but on the

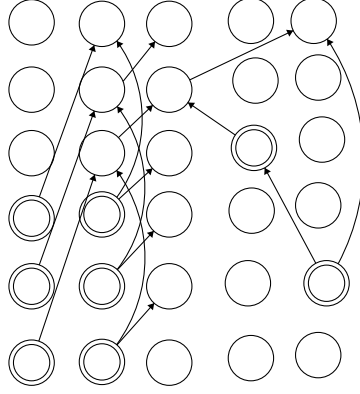


Figure 26: By allowing the edges to have label different to one we can have different cascades interacting on the same vertices as in the first two vertices of the figure, if the self edges of the last 3 vertices have label 4, then we will have a cascade of infinite profit.

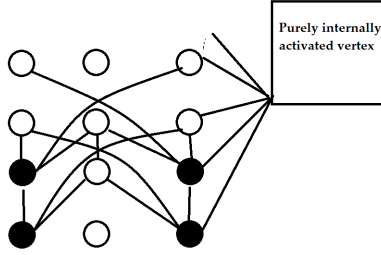


Figure 27: Assuming the threshold is two and intensity one. Four signals create an infinite cascade.

shape of the figure. Generating functions coming from Species depend only on the number of terms. The next task would be to count chinampas of arbitrary profit.

Consider the number of all labeling functions $q_n = |\{f : n \mapsto T_{R,n}\}|$ that are order preserving. In [2] it is shown that

$$\frac{q_n}{\binom{2R-1}{n}} \in \mathbb{N}$$

for $R = 3$. For higher R this is still an open question.

6.6 Sparse recurrent neural networks

The difference between Synfire chains and chinampas is that we do not necessarily activate the nodes at the same time. Fully connected recurrent neural networks can be seen as examples of Synfire chains. Perhaps the study of chinampas can be used to understand sparse objects in Machine Learning such as the lottery-ticket-winners [8], or a network that receives different data at different states. We can consider a sparse neural network that is required to

have certain predictions at different layers. This would require to modify the loss function to measure how far are those intermediate predictions from the intended value in a way compatible with back propagation.

Acknowledgement

We thank Jade Master for a clarification on the relationship between petri nets and chinampas.

- Cellular automata draws were made using <http://madebyevan.com/fsm/>.
- Figure 9 was made with <https://playgameoflife.com/>.

The first author has received funding from the National Research Foundation of Korea (NRF) grant funded by the Korea government (MSIT) (No. 2020R1C1C1A0100826).

References

- [1] Moshe Abeles. **Local Cortical Circuits**. Springer-Verlag Berlin Heidelberg, 1982. DOI: <https://doi.org/10.1007/978-3-642-81708-3>.
- [2] Jose Antonio Arciniega-Nevarez and Eric Dolores-Cuenca. **Power series represented by Posets**. 2021. arXiv: 2105.06633 [math.CO].
- [3] John C. Baez et al. “Network Models”. In: **Theory and Applications of Categories** 20 (2020), pp. 700–744.
- [4] A.L. Barabási. **Network Science**. Cambridge University Press, 2016. ISBN: 9781107076266. DOI: <https://doi.org/10.1098/rsta.2012.0375>.
- [5] Thomas A. Baran. “Inversion of nonlinear and time-varying systems”. In: **Digital Signal Processing and Signal Processing Education Meeting (DSP/SPE)**. IEEE, 2011, pp. 283–288. DOI: <https://doi.org/10.1109/DSP-SPE.2011.5739226>.
- [6] François Bergeron, Gilbert Labelle, and Pierre Leroux. **Combinatorial Species and Tree-like Structures**. Encyclopedia of Mathematics and its Applications. Cambridge University Press, 1997. DOI: <https://doi.org/10.1017/CB09781107325913>.
- [7] Thomas H. Cormen et al. **Introduction to Algorithms, Third Edition**. 3rd. The MIT Press, 2009. ISBN: 0262033844.
- [8] Jonathan Frankle and Michael Carbin. “The Lottery Ticket Hypothesis: Finding Sparse, Trainable Neural Networks”. In: **7th International Conference on Learning Representations, ICLR 2019, New Orleans, LA, USA, May 6-9, 2019**. OpenReview.net, 2019. URL: <https://openreview.net/forum?id=rJl-b3RcF7>.
- [9] Martin Gardner. “Mathematical Games - The Fantastic Combinations of John Conway’s New Solitaire Game ‘Life’”. In: **Scientific American** 223 (Oct. 1970), pp. 070–120. DOI: <https://doi.org/10.1038/scientificamerican1070-120>.

- [10] S. I. Gelfand and Yu. I. Manin. **Methods of homological algebra / S.I. Gelfand and Yu. I. Manin**. Springer, 2002. DOI: <https://doi.org/10.1007/978-3-662-12492-5>.
- [11] J. Guilherme, N. C. Horta, and J. E. Franca. **Symbolic synthesis of non-linear data converters**. 1999.
- [12] A C Guyton, T G Coleman, and H J Granger. “Circulation: Overall Regulation”. In: **Annual Review of Physiology** 34.1 (1972). PMID: 4334846, pp. 13–44. DOI: <https://doi.org/10.1146/annurev.ph.34.030172.000305>.
- [13] Eugene M Izhikevich. “Polychronization: computation with spikes”. In: **Neural computation** 18.2 (2006), pp. 245–282. DOI: <https://doi.org/10.1162/089976606775093882>.
- [14] James D. Stasheff Martin Markl Steve Shnider. **Operads in algebra, topology and physics**. Vol. 96. Amer. Math. Soc., 2002, p. 349. ISBN: 978-0-8218-4362-8.
- [15] Samuel J. Mason. “Feedback Theory-Some Properties of Signal Flow Graphs”. In: **Proceedings of the IRE** 41.9 (1953), pp. 1144–1156. DOI: <https://doi.org/10.1109/JRPROC.1953.274449>.
- [16] Jade Master. “Petri nets based on Lawvere theories”. In: **Mathematical Structures in Computer Science** 30.7 (2020), pp. 833–864. DOI: 10.1017/S0960129520000262.
- [17] N. J. A. Sloane and Aaron D. Wyner. **The Theory and Design of Linear Differential Equation Machines Report to National Defense Research Council, January, 1942**. 1993. Chap. 33, pp. 514–559. DOI: <https://doi.org/10.1109/9780470544242>.
- [18] Herbert S. Wilf. **Generatingfunctionology**. Third. Wellesley, MA: A K Peters Ltd., 2006, pp. x+245. ISBN: 978-1-56881-279-3. DOI: <https://doi.org/10.1016/C2009-0-02369-1>.
- [19] Stephen Wolfram. **A New Kind of Science**. English. Wolfram Media, 2002. ISBN: 1579550088. URL: <https://www.wolframscience.com>.
- [20] Inc. Wolfram Research. **Mathematica, Version 12.1**. Champaign, IL, 2020. URL: <https://www.wolfram.com/mathematica>.