

Unsupervised Document Embedding via Contrastive Augmentation

Dongsheng Luo^{1*} Wei Cheng^{2*} Jingchao Ni¹ Wenchao Yu² Xuchao Zhang² Bo Zong²
Yanchi Liu² Zhengzhang Chen² Dongjin Song³ Haifeng Chen² Xiang Zhang¹

¹The Pennsylvania State University

²NEC Labs America

³University of Connecticut

¹{dul262, dux19, xzz89}@psu.edu

²{weicheng, jni, wyu, bzong, yanchi, zchen, haifeng}@nec-labs.com

¹{dongjin.song}@uconn.edu

Abstract

We present a contrasting learning approach with data augmentation techniques to learn document representations in an unsupervised manner. Inspired by recent contrastive self-supervised learning algorithms used for image and NLP pretraining, we hypothesize that high-quality document embedding should be invariant to diverse paraphrases that preserve the semantics of the original document. With different backbones and contrastive learning frameworks, our study reveals the enormous benefits of contrastive augmentation for document representation learning with two additional insights: 1) including data augmentation in a contrastive way can substantially improve the embedding quality in unsupervised document representation learning, and 2) in general, stochastic augmentations generated by simple word-level manipulation work much better than sentence-level and document-level ones. We plug our method into a classifier and compare it with a broad range of baseline methods on six benchmark datasets. Our method can decrease the classification error rate by up to 6.4% over the SOTA approaches on the document classification task, matching or even surpassing fully-supervised methods.

1 Introduction

Obtaining machine-understandable representations that capturing the semantics of documents have a huge impact on various natural language processing (NLP) tasks (Bengio et al., 2003; Collobert and Weston, 2008; Mikolov et al., 2013a), including sentiment analysis (Dos Santos and Gatti, 2014), information retrieval (Clinchant and Perronnin, 2013), word sense disambiguation (Bhingardive et al., 2015; Hadiwinoto et al., 2019), and machine translation (Liu et al., 2019). In this work, we study the unsupervised document embedding task which

Augmentation Methods	Examples
Original	due to a slighter dispersion of roles certainly .
WordNet	due to a thin dispersion of roles surely .
PPDB	...due to a slighter dispersal of roles certainly.
Antonym	due to a not big dispersion of roles certainly.
Uninformative	due to a thin dispersion of roles certainly.
Back-Translation	certainly due to a lighter distribution of roles.

Table 1: Examples of different augmentations.

learns encoders that can efficiently encode documents into compact vectors to be used for different downstream tasks. In literature, researchers have proposed various models to obtain document embeddings (Cheng et al., 2018; Clinchant and Perronnin, 2013; Hill et al., 2016; Logeswaran and Lee, 2018; Giorgi et al., 2020). However, the quality of representations obtained by existing methods is significantly affected by the data scarcity problem (Luque, 2019), i.e., the lack of information in the low resource cases.

Including more information is the key to the current challenge. Data augmentation is a popular technique that generates novel and realistic-looking training data with relatively lower quality than the original data points by applying a transformation to the example (DeVries and Taylor, 2017). Their quantities and diversities have shown the effectiveness on various learning algorithm in computer vision (Chen et al., 2020), speech (Nguyen et al., 2020), and NLP fields (Sennrich et al., 2016; Xie et al., 2020; Fadaee et al., 2017; Gao et al., 2019; Wang et al., 2018; Wu et al., 2019; Shen et al., 2020; Qu et al., 2020). Focusing on the document representation learning, as shown in (Marr and Nishihara, 1978; Higgins et al., 2020), only the impoverished projection of the reality is observed. Thus, the underlying semantics of a document is only partially expressed by the words that appear in it. Therefore, we can replace, delete, or insert some words in a document without changing its semantics or label information. With a sentence from a sentiment analysis dataset, IMDB, Table 1

Equal Contribution

shows exemplar augmented sentences generated by different approaches that share the same semantic with the original example.

However, it is nontrivial to select appropriate augmentation techniques under unsupervised settings without knowledge of any label information. Even slight modifications may lead to substantial changes in their semantics, making the models more brittle (Wang et al., 2018). Simply feeding more augmented texts to the learning model may lead to instability and sub-optimal embedding performance. Recently, contrastive learning attracts many researchers for its soaring performance in representation learning (Chen et al., 2020; You et al., 2020; Wu et al., 2018b; He et al., 2020; Xie et al., 2020). The successes of applying contrastive learning to push the state of the art forward in computer vision (Chen et al., 2020) and semi-supervised learning (Xie et al., 2020) have shown significant promise to effectively incorporate diverse but noisy augmented data. Inspired by the learning strategy that humans deploy - try to find the commonalities between similarly expressed texts and contrast them with examples from other different texts, contrastive learning loss aims to maximize the consistency under differently augmented views, enabling data-specific choices to inject the desired invariance (Chen et al., 2020; You et al., 2020). We hypothesize that a contrastive loss to incorporate stochastically augmented data can enforce the model to be insensitive to the noise in the augmented texts and hence smoother with respect to diverse paraphrases that preserve the semantics of the original document. The resulting model well mitigates the data scarcity problem, especially in the low resource cases, and provides increased flexibility to choose different augmentations, thus leads to better embedding performance.

Our work systematically investigates the contrastive learning with different augmentations for unsupervised document representation learning to address the challenge of data scarcity. We adopt a simple but effective method, Doc2vecC (Chen, 2017), and a pre-trained model, BERT (Lan et al., 2019), as backbones, respectively. Doc2vecC computes a document embedding by simply averaging the embeddings of all words in the document. BERT stacks Transformer layers, each consisting of a self-attention sub-layer and a feed-forward sub-layer, to encode tokens in an input sequence (Devlin et al., 2019). The proposed framework has the

advantage of being conceptually simple and easy to implement, requiring no specialized architectures, and can also be easily adapted to other sophisticated models (Cheng et al., 2018; Conneau et al., 2017; Cozma et al., 2018; Hill et al., 2016; Kiros et al., 2015; Beltagy et al., 2020).

We empirically show that 1) including data augmentation in a contrastive way can substantially improve the embedding quality in unsupervised document representation learning. 2) In general, word-level manipulation to generate realistic stochastic augmentation examples, such as synonym replacement, works much better than augmentations in other granularity, such as sentence-level and document-level ones. This provides new perspectives of data augmentations that are different from previous findings under the supervised or semi-supervising settings (Xie et al., 2020; Qu et al., 2020). 3) Without fine-tuning with labels, recent Transformer-based models, such as BERT (Lan et al., 2019; Beltagy et al., 2020) are not comparative with traditional methods for unsupervised document embedding, although they are privileged in sentence representation learning. We report a rich set of experiments characterizing the performance of our approach on a wide variety of benchmark datasets and in several different downstream tasks (linear classification and clustering). The results show that our method, DECA (Document Embedding via Contrastive Augmentation) can significantly improve the quality of document embeddings with flexible choices of different data augmentations. It reduces the classification error rate by up to 6.4% and relatively improves clustering performance by up to 7.6% comparing to the second-best baselines. Surprisingly, in the classification task, our method can match or even surpass fully-supervised methods.

2 Related Work

Bag-of-words (BoW) as well as its extensions, such as N-gram and TF-IDF, are the most commonly used methods to represent documents. In spite of their simplicity, BoW based models are surprisingly effective for many NLP tasks (Chen, 2017). To get low-dimensional representations, language model based methods (Croft and Lafferty, 2003; Mikolov et al., 2010), topic models (Deerwester et al., 1990; Blei et al., 2003), autoencoders (Hill et al., 2016; Gan et al., 2017), distributed vector representations (Le and Mikolov, 2014; Kiros et al., 2015) are further proposed.

Extending from Word2Vec (Mikolov et al., 2013a), Doc2vec learns a document embedding with context-word predictions (Le and Mikolov, 2014). The document embedding matrix is kept in memory and is jointly optimized along with word embeddings. The model complexity is linear to the number of documents in the corpus, which hinders Doc2vec from being utilized in large scale datasets. Moreover, in the inductive setting, getting a representation for a new document is expensive for Doc2vec. Doc2vecC is then proposed to address these limitations by building document representation as the average of word embeddings (Chen, 2017). Another thread of work builds document or sentence embeddings from pre-trained word embedding with two-stage pipelines (Cheng et al., 2018; Conneau et al., 2017; Hill et al., 2016; Kiros et al., 2015; Kusner et al., 2015; Clinchant and Peronnin, 2013; Arora et al., 2017; Wu et al., 2018b; Kiros et al., 2015; Logeswaran and Lee, 2018). The method proposed in (Arora et al., 2017) represents a sentence by a weighted average of pre-trained word embeddings generated from large scale corpus such as Wikipedia, fine-tuned with PCA/SVD. WME (Wu et al., 2018a) utilizes Word Mover’s Distance to align semantically similar words when learning a semantics-preserving sentence representation from pre-trained word embeddings. Denoised Autoencoder based methods are trained to reconstruct the original input data from the corrupted ones, which are generated with some noise functions (Hill et al., 2016; Gan et al., 2017). These methods are able to capture the important factors of variation. SDAE adopts the LSTM-based encoder-decoder architecture (Hill et al., 2016) and CNN-LSTM architecture is utilized in (Gan et al., 2017). However, the performances of these methods are substantially dominated by the quality and size of the applied corpus, which may lead to unsatisfactory representations in the low resource scenarios.

Recently, Transformer-based models have achieved great success in various NLP tasks (Vaswani et al., 2017; Devlin et al., 2019; Yang et al., 2019; Beltagy et al., 2020; Zaheer et al., 2020). BERT includes a special token [CLS] as the aggregated representation of the whole sequence, which is utilized in the downstream task. However, the maximum sequence length in BERT is 512, which limits BERT to be applied for long sequences, such as documents. To address this concern, Longformer,

and BIGBIRD are proposed to adopt sparse attention mechanisms (Beltagy et al., 2020; Zaheer et al., 2020). These sophisticated models are orthogonal to the proposed method and can be combined to further improve the quality of document embeddings.

3 Model

In this section, we first introduce some important notations and formulate the research problem. Then we introduce the framework of leveraging contrastive learning for unsupervised document embedding. Next, we briefly describe an efficient and effective instantiation with Doc2vecC (Chen, 2017) as the backbone. Last, we analyze different types of data augmentations used.

3.1 Notations and Problem Formulation

Notations we use throughout the paper are listed as follows.

- D_i : the i -th document consisting of a sequence of words $w_i^1, w_i^2, \dots, w_i^{T_i}$, where T_i is the length of D_i .
- $\mathcal{D} = \{D_1, D_2, \dots, D_n\}$: a text corpus with $n = |\mathcal{D}|$ documents.
- \mathcal{V} : the vocabulary in the corpus \mathcal{D} , with the size $v = |\mathcal{V}|$.
- $\mathbf{x}_i \in \mathcal{R}^{v \times 1}$: the BoW representation vector of document D_i , Similar to one-hot coding, $x_{ij} = 1$ iff word j appears in document D_i .
- $\mathbf{h}_i \in \mathcal{R}^{d \times 1}$: the compact representation of document D_i , with d as the dimensionality.
- \tilde{D}_i : a document generated by applying augmentations on D_i .
- $\tilde{\mathbf{x}}_i \in \mathcal{R}^{v \times 1}, \tilde{\mathbf{h}}_i \in \mathcal{R}^{d \times 1}$: the BoW representation and compact representation of the augmented document \tilde{D}_i , respectively.

Problem Formulation. Our goal is to learn a function $f : \mathcal{D} \rightarrow \mathcal{R}^{d \times n}$ that maps a document D_i to a compact representation with semantics preserved.

3.2 Contrastive Learning Framework

Document representation learning aims to obtain a low-dimensional embedding for a document that preserves its semantic meaning. Since the semantics of a document are not fully covered by the words that appear in it, data augmentations can be adopted to include more information by generating new documents that keep the same or similar semantics. Their diversity and quantity benefit various tasks in the fields of computer vision and speech (Chen et al., 2020; Nguyen et al., 2020).

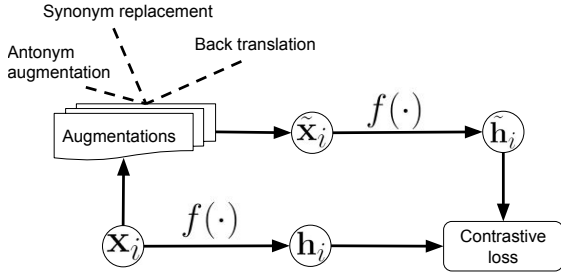


Figure 1: An illustration of the DECA framework. \mathbf{x}_i and $\tilde{\mathbf{x}}_i$ are the BoW representations of an input document D_i and the corresponding augmented document \tilde{D}_i , respectively. $f(\cdot)$ is the encoder function to learn compact representations for documents. \mathbf{h}_i and $\tilde{\mathbf{h}}_i$ are compact representations of D_i and \tilde{D}_i , respectively.

To take advantage of data augmentation, we propose a new model, referred to as DECA (Document Embedding via Contrastive Augmentation) for unsupervised document representation learning. The framework of DECA is shown in Figure 1. Pseudocode of the DECA algorithm is summarized in the Appendix A.2.1. It consists of the following major components.

Stochastic data augmentation module generates a new augmented document \tilde{D}_i of an input document D_i . We analyze five augmentation methods, including WordNet replacement, PPDB replacement, antonym replacement, uninformative word replacement, and back-translation. The details will be introduced in Section 3.3.

Document encoder, denoted by $f : \mathcal{D} \rightarrow \mathcal{R}^{d \times n}$, computes a low-dimensional embedding of a document D_i from its BoW presentation \mathbf{x}_i . In this study, we mainly utilize a simple but effective method, Doc2vecC (Chen, 2017), as an instantiation. Doc2vecC compute the document embeddings as the mean of its word embeddings, motivated by the semantic meaning of linear operations on word embeddings calculated by Word2Vec (Mikolov et al., 2013a). For example, $\text{vec}(\text{“man”}) - \text{vec}(\text{“woman”}) \approx \text{vec}(\text{“uncle”}) - \text{vec}(\text{“aunt”})$ (Mikolov et al., 2013b). Formally,

$$\mathbf{h}_i \equiv f(D_i) = \frac{1}{T_i} \mathbf{U} \mathbf{x}_i, \quad (1)$$

where \mathbf{U} serves as the word embedding matrix. To optimize \mathbf{U} , Doc2vecC extends the Continuous Bag of Words Model (CBOW) (Mikolov et al., 2013a) model by treating the document as a special token to the context and maximize the following probability for a target word w^t :

$$P(w^t | \mathbf{c}^t, \mathbf{x}) = \frac{\exp(\mathbf{v}_{w^t}^\top (\mathbf{U} \mathbf{c}^t + \mathbf{h}))}{\sum_{w' \in \mathcal{V}} \exp(\mathbf{v}_{w'}^\top (\mathbf{U} \mathbf{c}^t + \mathbf{h}))} \quad (2)$$

Here, we remove subscript i for simplicity. \mathbf{c}^t is the local context of the target word w^t in the text window of document D . \mathbf{V} is a learnable projection matrix. The element-wise loss function of Doc2vecC is

$$\ell_d^{(i)} = - \sum_{t=1}^{T_i} \log P(w_i^t | \mathbf{c}_i^t, \mathbf{x}_i). \quad (3)$$

The sum up loss of an N size mini-batch is $\ell_d = \sum_{i=1}^N \ell_d^{(i)}$. We also adopt corruption and negative sampling when training the model (Chen, 2017). As a variant, we also include BERT (Devlin et al., 2019) as another backbone. Specifically, we treat a document as a sentence and use [CLS] embedding as the document representation.

Contrastive loss is introduced as a regularizer, which is jointly optimized with the encoder loss ℓ_d to leverage the augmented data for better embedding quality. The contrastive loss simply regularizes the embedding model to be invariant to diverse paraphrases that preserve the semantics of the original document. Encouraging consistency on the augmented examples can substantially improve the sample efficiency. Given a batch of N documents $\{D_i\}_{i=1}^N$, for each document D_i , an augmented document \tilde{D}_i is generated by the stochastic data augmentation module. Two state-of-the-art representative contrastive learning architectures, SimCLR (Chen et al., 2020) and SimSaim (Chen and He, 2020) and are utilized.

In the SimCLR framework, a pair of a document and its augmented document $\langle D_i, \tilde{D}_i \rangle$ is treated as a positive pair and other $N - 1$ pairs $\{\langle D_i, \tilde{D}_k \rangle\}_{i \neq k}$, are considered as negative ones. The contrastive loss aims to identify \tilde{D}_i out of the augmented documents in the batch for an input document D_i . Based upon NT-Xent loss (Chen et al., 2020), the sample-wise contrastive loss is defined by

$$\ell_c^{(i)} = - \log \frac{\exp(\cos(\mathbf{h}_i, \tilde{\mathbf{h}}_i) / \tau)}{\sum_{k=1}^N \mathbb{I}_{[k \neq i]} \exp(\cos(\mathbf{h}_i, \tilde{\mathbf{h}}_k) / \tau)}, \quad (4)$$

where \mathbf{h}_i and $\tilde{\mathbf{h}}_i$ are document embeddings calculated by Eq. (1); $\cos(\cdot, \cdot)$ denotes the cosine similarity between vectors; τ is the temperature parameter.

Considering that SimCLR relays large batch sizes to retrieve the negative pairs, SimSaim learns representations without adopting negative pairs. Instead, it adopts a predictor and stop gradient to avoid collapsed solutions (Chen and He, 2020). Within the SimSaim framework, a prediction MLP

with Batch Normalization is first applied to get output vectors: $\mathbf{z}_i = f(\mathbf{h}_i)$ and $\tilde{\mathbf{z}}_i = f(\tilde{\mathbf{h}}_i)$. The objective is to minimize the negative cosine similarity between \mathbf{h}_i , $\tilde{\mathbf{z}}_i$ and $\tilde{\mathbf{h}}_i$, \mathbf{z}_i . Stop gradient is utilized in one way to avoid the collapsed solution. Specifically, the loss function is defined by

$$\ell_c^{(i)} = \frac{1}{2}\mathcal{D}(\mathbf{h}_i, \text{stopgrad}(\tilde{\mathbf{z}}_i)) + \frac{1}{2}\mathcal{D}(\tilde{\mathbf{h}}_i, \text{stopgrad}(\mathbf{z}_i)). \quad (5)$$

The function $\mathcal{D}(\cdot, \cdot)$ is the negative cosine similarity:

$$\mathcal{D}(\mathbf{x}, \mathbf{y}) = -\frac{\mathbf{x} \cdot \mathbf{y}}{\|\mathbf{x}\|_2 \cdot \|\mathbf{y}\|_2}.$$

Then the sum up loss of a batch is $\ell_c = \sum_{i=1}^N \ell_c^{(i)}$.

With the contrastive loss ℓ_c as a regularization term, the objective function of DECA with mini-batch is to minimize the following loss function:

$$\ell = \ell_d + \lambda \ell_c = \sum_{i=1}^N \left[-\sum_{t=1}^{T_i} \log P(w_i^t | \mathbf{c}_i^t, \mathbf{x}_i) + \lambda \ell_c^i \right], \quad (6)$$

where λ is a hyper-parameter to get a trade-off between two losses. When BERT is adopted as the backbone, we directly fine-tune it with the contrastive loss ℓ_c .

3.3 Augmentation Strategies

Generating realistic augmented examples that preserve the semantics of original documents in an efficient way is non-trivial. In this section, we introduce five augmentation strategies, WordNet replacement (Miller, 1995), PPDB replacement (Ganitkevitch et al., 2013), negative-antonym-based augmentation (Miller, 1995), uninformative word replacement (Xie et al., 2020), and back-translation (Xie et al., 2020; Qu et al., 2020). These methods are non-parametric and dataset agnostic that can be directly applied to any text corpus.

Stochastic Thesaurus-based Substitution. We consider three kinds of word-level thesaurus-based substitutions. With these augmentations, our goal is to paraphrase the input document by replacing words based on synonyms, antonym with a negative prefix, or their frequencies, and at the same time, keep its semantics.

- *Synonyms Replacement.* For each word, we first extract a set of replacement candidates using WordNet synsets (Miller, 1995) and filter out the ones out of vocabulary or with low frequencies. For efficient computation, the original word is also included in its synonym set.

To generate an augmented document, for each word, we randomly select a word in the set of its replacement candidates. Similarly, we also adopt PPDB (Ganitkevitch et al., 2013) to generate replacement candidates as another augmentation method.

- *Negative-Antonym-based Replacement.* For this method, we replace an adjective or a verb by its antonym with a negative prefix, like “not”. For example, a review from the IMDB dataset “...offers an exceptionally **strong** characterization” is augmented to “... offers an exceptionally **not impotent** characterization” by this negative-antonym-based replacement. We extract the candidate sets using WordNet synsets and words POS tags (Miller, 1995). Out-of-vocabulary ones are filtered out.
- *Uninformative Word Replacement.* As shown in (Xie et al., 2020), for topic-related datasets, such as DBpedia, keywords are more informative in determining the topic. Besides, different from the supervised and semi-supervised settings, infrequent words have subtle effects on the quality of the whole document embedding (Chen et al., 2019; Chen, 2017). Thus, previous work removes words that appear less than 10 times with a special “UNK” token (Chen et al., 2019) or randomly replaces them with other uninformative words. Unlike these methods, we substitute these low frequent words with synonyms with high frequencies (Xie et al., 2020). This strategy is similar to the “Word replacing with TF-IDF” in a recent work UDA (Xie et al., 2020).

Back-Translation first translates a document D from the original language (English in this study) to another language, like German and French, to get D' . Then, the document D' is translated back to the original language as the augmented document \tilde{D} (Xie et al., 2020; Regina et al., 2020). Comparing to word level thesaurus-based substitution, as pointed out in (Xie et al., 2020), document-level back-translation can generate paraphrases with high diversities while preserving the semantics. Back-translation has been used in many related NLP tasks, such as question answering and text classification to boost the accuracy performance (Xie et al., 2020; Regina et al., 2020).

4 Experiments

We conduct an extensive set of experiments to characterize the performance of our approach on a wide

variety of benchmark datasets and in two downstream tasks—linear classification and clustering. Additional experiments are in Appendix A.3.

4.1 Setup

Datasets. A wide range of document corpora, including sentiment analysis (MR, IMDB), news classification (R8, R52, 20news), and medical literature (Ohsumed), are adopted. Detailed descriptions are given in Appendix A.3.1. When evaluating embeddings with text classification, we adopt the training/test split as in (Yao et al., 2019; Maas et al., 2011).

Baselines. We consider two backbones, Doc2vecC (Chen, 2017) and BERT (Devlin et al., 2019), abbreviated by DC and BT, and two contrastive learning architectures, SimCLR (Chen et al., 2020) and SimSaim (Chen and He, 2020), abbreviated by SC and SS. Recent pre-trained models for long sequences, such as Longformer (Beltagy et al., 2020), are not adopted as the backbone due to the memory limitation. With 11GB memory, with Longformer as the backbone, DECA encounters out-of-memory error even if the batch size is set to 1. The following state-of-the-art approaches are selected for comparison.

- **TF-IDF** is the BoW model with term frequency inverse document frequency as the word weights.
- **LDA** (Blei et al., 2003) is a generative model that gives a mix of topics for each document.
- **DEA** (Hill et al., 2016) (denoised autoencoders) learns low-dimensional representations by minimizing the reconstruction error.
- **W2V-AVG** (Mikolov et al., 2013a) first applies word2vec to learn word embeddings. A document embedding is calculated by averaging embeddings of words appear in it.
- **PV-DBOW** (Le and Mikolov, 2014) adds a paragraph (document) vector to the word2vec model (Mikolov et al., 2013a).
- **PV-DM** (Le and Mikolov, 2014) is a distributed memory model of paragraph (document) vectors.
- **Skip-Thought** (Kiros et al., 2015) is an RNN-based encoder.
- **Doc2vecC** (Chen, 2017) treats document embedding as the mean of its word embeddings and includes corruption during training.

- **SDDE** (Chen et al., 2019) includes a discriminator to capture inter-document relationship.
- **BERT** (Devlin et al., 2019) is a Transformer-based language representation model. The “[CLS]” embedding is used as the document embedding. We use a pre-trained BERT-base model with 12 layers and 768 attention heads. A BERT model fine-tuned with masked language modeling on the target dataset is also included, denoted by **BERT-mlm**. We also include another baseline **BERT-ST** that uses BERT to learn sentence embeddings and then gets document embeddings by summing their sentence embeddings.
- **Longformer** (Beltagy et al., 2020) extends BERT (Devlin et al., 2019) by adopting sparse attentions in Transformers to enable long-sentence usage. We utilize a pre-trained model with 12 layers, 768 hidden, 12 heads and 149M parameters. **LF-mlm** is fine-tuned with masked language modeling.

For classification evaluation, we also include a representative fully supervised method, TextGCN (Yao et al., 2019), which adopts the graph convolutional network to learn document embeddings by creating a word-document graph.

Dataset	Win. size	#Neg.	Aug. type	#Sample
R8	6	5	Antonym	5
R52	10	5	Antonym	10
MR	10	5	WordNet	5
Ohsumed	10	7	WordNet	7
20news	8	5	WordNet	5
IMDB	4	5	PPDB	15

Table 2: Hyperparameters used in experiments. Win. size (window size), #Neg. (number of words in the negative sampling) and #Sample (number of words in each sampled document) are hyper-parameters in the backbone Doc2vecC.

Settings. The embedding dimensionality is set to 100, except for Transformer-based models, whose output dimension is 768. For each dataset, we first use all documents to learn an embedding for each one. Then, these document embeddings will be evaluated with two downstream tasks, linear classification and clustering. For detailed settings, please refer to Appendix A.3.2.

4.2 Comparison with Classification

We first adopt classification as the downstream task to evaluate the quality of embeddings calculated by each method. Linear classification is a

Method	R8	R52	MR	Ohsumed	20news	IMDB
TF-IDF	5.2	12.4	25.4	44.1	17.2	11.7
LDA	7.0	17.5	46.9	61.9	33.9	16.5
DEA	4.8	12.2	29.7	46.6	20.9	13.9
W2V-AVG	5.8	15.3	43.4	65.5	43.5	12.7
PV-DBOW	8.7	18.4	31.8	54.4	32.2	13.1
PV-DM	12.7	22.1	43.8	65.6	32.6	13.3
Skip-Thought	–	–	–	–	45.9	13.5
SDDE	–	–	–	–	24.4	10.2
BERT	5.1	11.2	18.7	51.0	32.9	10.8
BERT-ST	5.1	11.2	18.7	51.9	41.1	11.1
BERT-mlm	4.1	7.7	18.9	45.8	26.5	12.7
Longformer	5.1	17.9	17.7	55.2	29.6	11.2
LF-mlm	3.5	12.3	15.9	49.2	30.2	14.3
Doc2vecC	3.0	9.6	29.3	45.5	19.2	10.5
TextGCN	2.9	6.4	23.3	31.5	13.7	–
DECA (DC+SC)	2.4	6.4	28.1	39.1	14.9	9.8
DECA (DC+SS)	2.8	9.2	29.1	41.6	17.2	10.3
DECA (BT+SC)	6.6	15.3	20.9	62.8	61.1	42.3
DECA (BT+SS)	4.9	14.3	21.0	57.3	41.6	50.0

Table 3: Performance comparison with classification error rate

standard benchmark for evaluating the quality of unsupervised document representations. Logistic regression (Pedregosa et al., 2011) is adopted as the classifier and the testing error rate is used as the evaluation metric. Visualization of embeddings on 20news dataset is illustrated in the Appendix A.3.3.

Table 2 presents accuracy performances on the test set of each method. Our method (DC+SC) achieves the best performances in five out of six datasets, verifying the effectiveness of DECA on unsupervised document embedding. The only exception happens in the MR dataset, in which each document includes only one single sentence. In that case, the pre-trained models like BERT and Longformer can better encode the context and achieve better performance. To achieve an efficient *document* rather than *sentence embedding*, we adopt a simple method, Doc2vecC as the backbone in DC+SC. However, the performance of it is much worse than Transformer-based methods in the MR dataset, therefore, DECA (DC+SC) is not comparable to BERT and Longformer in this dataset.

We also have the following observations from the table. 1) Simple methods such as TF-IDF and Doc2vecC achieve competitive performances in most datasets. This observation is also aligned with (Yao et al., 2019). 2) Comparing DECA (DC+SC) with its backbone Doc2vecC, including contrastive augmentations reduces the absolute classification error rates by 0.6%, 3.2%, 1.2%, 6.4%, 4.3%, and 0.7% on MR, R8, R52, Ohsumed, 20news and IMDB, respectively. 3) The comparison between DC+SC and DC+SS shows that with

Doc2vecC as the backbone, SimCLR is a better choice as the contrastive framework. The reason is that Doc2vecC is a simple and efficient backbone. The large batch size ensures qualities of negative samples for contrastive learning. The observation is consistent with the original paper (Chen et al., 2020). 4) A recent work demonstrates the effectiveness of contrastive learning for pre-training BERT on sentence representation learning (Wu et al., 2020). However, for the unsupervised document representation learning, fine-tuning with contrastive losses decreases the performances of BERT because of the memory limitation. With an 11GB GPU, the batch size can only be set up to 2. SimCLR framework fails due to the insufficient number of negative pairs (Chen et al., 2020). As shown in SimSaim paper, Batch Normalization is a necessary component (Chen and He, 2020), which works with sufficient large batch sizes. At the same time, SimSaim framework, in general, achieves better results than SimCLR framework with small batch sizes, which is aligned with the observation in the SimSaim paper (Chen and He, 2020). Deep insight into BERT with contrastive loss w.r.t batch size is provided in Appendix A.3.4. The second reason is that BERT is pre-trained on large scale unlabelled data. Data augmentations such as stochastic thesaurus-based substitution and back translation, on the small scale labeled data provide insufficient guidance considering the huge size of parameters. 5) Skip-Thought (Kiros et al., 2015) and SDDE (Chen et al., 2019) rely on the sentence-document relationship to encode the text, while in MR, R8, R52, and Ohsumed, there are only one or a few sentences in each document. Thus, these two methods are not applicable to these datasets. 6) With contrastive augmentation, DECA matches or even surpasses a SOTA fully-supervised method TextGCN (Yao et al., 2019). The result of TextGCN on IMDB is missing because it is infeasible to handle such a large dataset.

The reason why DECA works well is twofold. First, data augmentations used in DECA generate new documents with relatively low qualities, enriching the diversity of the text dataset, which is the key to address the low resource problem. Second, in the contrastive learning framework, DECA is more robust to noise introduced in the augmented texts, which equips DECA with more flexibility to choose different augmentation methods and leads to embeddings with higher quality. Deeper insights

Method	R8	R52	Ohsumed	20news
TF-IDF	0.358	0.491	0.223	0.340
LDA	0.360	0.416	0.118	0.410
DEA	0.496	0.521	0.213	0.547
W2V-AVG	0.511	0.474	0.080	0.208
PV-DBOW	0.385	0.421	0.107	0.443
PV-DM	0.350	0.353	0.103	0.302
BERT	0.304	0.358	0.086	0.205
BERT-ST	0.304	0.358	0.047	0.028
BERT-mlm	0.355	0.447	0.089	0.253
Longformer	0.383	0.449	0.071	0.214
LF-mlm	0.448	0.515	0.144	0.227
Doc2vecC	0.517	0.529	0.182	0.589
DECA (DC+SC)	0.592	0.533	0.237	0.634
DECA (DC+SS)	0.541	0.532	0.225	0.601
DECA (BT+SC)	0.205	0.255	0.033	0.032
DECA (BT+SS)	0.157	0.225	0.048	0.035

Table 4: Performance comparison with clustering NMI of DECA will be given in Section 4.4.

4.3 Comparison with Clustering

Clustering aims to find groups of samples without label information. In this section, we adopt clustering as another downstream task to evaluate the quality of embeddings generated by different methods. We utilize the k -means to conduct clustering and adopt the normalized mutual information (NMI) as the evaluation metric. Two sentence-based methods and a fully supervised method are not included in this set of experiments. Two sentiment analysis datasets MR and IMDB are not used as their label information is unrelated to the text topics and thus not suitable for clustering evaluation.

The comparison results are shown in Table 4. Our method DECA achieves the best performances in all four selected benchmark datasets. The performance gain over the second-best baseline is up to 7.6% in terms of NMI.

4.4 Insights into the Model

Method	Wordnet	PPDB	Antonyms	Uninformative	Back Trans.
DECA	2.74	2.42	2.38	2.96	2.97
-Contrastive	3.02	2.92	2.92	2.96	3.15
-Dictionary	3.83	3.15	2.97	-	-

Table 5: Classification error rates of DECA and its non-contrastive variants on R8. (Doc2vecC is 3.0.)

In this part, we provide experiments to show deep insights into our method. We adopt Doc2vecC as the backbone, SimCLR as the contrastive framework and use the R8 dataset as an example. We first check the performance gains obtained by including different types of augmentations. From the second row in Table 5, we observe that word-level thesaurus-based substitutions consistently outperform the document-level one, back-translation.

As discussed in (Xie et al., 2020; Sennrich et al., 2016), back-translation can generate diverse augmentations with diversity and benefit supervised or semi-supervised tasks in NLP. We found that for unsupervised document representation learning, the simple word-level replacement works much better.

To verify the effectiveness of contrastive learning, we compare DECA with another usage form of data augmentation that randomly samples an augmented document and appends it to the end of the original document. Then we apply Doc2vecC on this merged corpus to learn document embeddings. Results are shown in Table 5 (row “-Contrastive”). With back-translation as the augmentation, the performance of Doc2vec even drops, because back-translation generates documents with lower quality and includes noise. With the contrastive learning framework, DECA can consistently boost the performance, demonstrating the robustness of DECA. We have similar observations in other datasets. For example, for 20news we decrease the error rate by 1.6% when including data augmentations, and the gain is 4.3% when using contrastive augmentations.

We empirically evaluate the effectiveness of including the dictionary constraint that only words inside the vocabulary are considered as replacement candidates. The results of DECA without this constraint and contrastive loss are shown in the last row in Table 5. The comparison between this variant and “-Contrastive” shows that dictionary constraint plays a vital role in the unsupervised document representation learning. This also explains why back-translation does not benefit our task much, since it generates highly diverse phrases without the inside dictionary constraint. This study provides new perspectives of data augmentations that are different from previous findings under supervised or semi-supervising settings (Xie et al., 2020; Qu et al., 2020).

5 Conclusion

In this paper, we have studied the unsupervised document embedding problem and have proposed a contrasting learning approach with data augmentations. We have shown that contrastive augmentation is an effective way that substantially improves the quality of document embeddings. Besides, we also found that word-level manipulations work much better than sentence-level or document-level ones. As shown in the experiments, our method can generate high-quality embeddings and benefit various downstream tasks.

Broader Impact Statement

Over the past years, Transformer-based models have been extensively studied and used for different NLP tasks. The majority of efforts are devoted to supervised learning or unsupervised pre-trained. Instead of heading towards that direction, this work explores the topic of unsupervised document representation learning, which has wide applications in various fields. We find that without any label information, traditional methods, such as Doc2vecC are more effective and efficient than recent transformer-based models. Our results may invoke more discussions on the usage of large scale language models.

References

- Sanjeev Arora, Yingyu Liang, and Tengyu Ma. 2017. A simple but tough-to-beat baseline for sentence embeddings. In *ICLR*.
- Iz Beltagy, Matthew E Peters, and Arman Cohan. 2020. Longformer: The long-document transformer. *arXiv preprint arXiv:2004.05150*.
- Yoshua Bengio, Réjean Ducharme, Pascal Vincent, and Christian Jauvin. 2003. A neural probabilistic language model. *Journal of machine learning research*, 3(Feb):1137–1155.
- Sudha Bhingardive, Dharendra Singh, V Rudramurthy, Hanumant Redkar, and Pushpak Bhattacharyya. 2015. Unsupervised most frequent sense detection using word embeddings. In *NAACL-HLT*, pages 1238–1243.
- David M Blei, Andrew Y Ng, and Michael I Jordan. 2003. Latent dirichlet allocation. *the Journal of machine Learning research*, 3:993–1022.
- Hong-You Chen, Chin-Hua Hu, Leila Wehbe, and Shou-De Lin. 2019. Self-discriminative learning for unsupervised document embedding. In *NAACL-HLT*, pages 2465–2474.
- Minmin Chen. 2017. Efficient vector representation for documents through corruption. *arXiv preprint arXiv:1707.02377*.
- Ting Chen, Simon Kornblith, Mohammad Norouzi, and Geoffrey Hinton. 2020. A simple framework for contrastive learning of visual representations. *arXiv preprint arXiv:2002.05709*.
- Xinlei Chen and Kaiming He. 2020. Exploring simple siamese representation learning. *arXiv preprint arXiv:2011.10566*.
- Zhou Cheng, Chun Yuan, Jiancheng Li, and Haiqin Yang. 2018. Treenet: Learning sentence representations with unconstrained tree structure. In *IJCAI*, pages 4005–4011.
- Stéphane Clinchant and Florent Perronnin. 2013. Aggregating continuous word embeddings for information retrieval. In *Proceedings of the workshop on continuous vector space models and their compositionality*, pages 100–109.
- Ronan Collobert and Jason Weston. 2008. A unified architecture for natural language processing: Deep neural networks with multitask learning. In *ICML*, pages 160–167.
- Alexis Conneau, Douwe Kiela, Holger Schwenk, Loic Barrault, and Antoine Bordes. 2017. Supervised learning of universal sentence representations from natural language inference data. *arXiv preprint arXiv:1705.02364*.
- Mădălina Cozma, Andrei Butnaru, and Radu Tudor Ionescu. 2018. Automated essay scoring with string kernels and word embeddings. In *ACL*, pages 503–509.
- Bruce Croft and John Lafferty. 2003. *Language modeling for information retrieval*, volume 13. Springer Science & Business Media.
- Scott Deerwester, Susan T Dumais, George W Furnas, Thomas K Landauer, and Richard Harshman. 1990. Indexing by latent semantic analysis. *Journal of the American society for information science*, 41(6):391–407.
- Jacob Devlin, Ming-Wei Chang, Kenton Lee, and Kristina Toutanova. 2019. Bert: Pre-training of deep bidirectional transformers for language understanding. In *NAACL-HLT*, pages 4171–4186.
- Terrance DeVries and Graham W Taylor. 2017. Improved regularization of convolutional neural networks with cutout. *arXiv preprint arXiv:1708.04552*.
- Cicero Dos Santos and Maira Gatti. 2014. Deep convolutional neural networks for sentiment analysis of short texts. In *COLING*, pages 69–78.
- Marzieh Fadaee, Arianna Bisazza, and Christof Monz. 2017. Data augmentation for low-resource neural machine translation. In *ACL*, pages 567–573.
- Zhe Gan, Yunchen Pu, Ricardo Henao, Chunyuan Li, Xiaodong He, and Lawrence Carin. 2017. Learning generic sentence representations using convolutional neural networks. In *EMNLP*, pages 2390–2400.
- Juri Ganitkevitch, Benjamin Van Durme, and Chris Callison-Burch. 2013. Ppdb: The paraphrase database. In *NAACL-HLT*, pages 758–764.
- Fei Gao, Jinhua Zhu, Lijun Wu, Yingce Xia, Tao Qin, Xueqi Cheng, Wengang Zhou, and Tie-Yan Liu. 2019. Soft contextual data augmentation for neural machine translation. In *ACL*, pages 5539–5544.

- John M Giorgi, Osvald Nitski, Gary D Bader, and Bo Wang. 2020. Declutr: Deep contrastive learning for unsupervised textual representations. *arXiv preprint arXiv:2006.03659*.
- Christian Hadiwinoto, Hwee Tou Ng, and Wee Chung Gan. 2019. Improved word sense disambiguation using pre-trained contextualized word representations. *arXiv preprint arXiv:1910.00194*.
- Kaiming He, Haoqi Fan, Yuxin Wu, Saining Xie, and Ross Girshick. 2020. Momentum contrast for unsupervised visual representation learning. In *CVPR*, pages 9729–9738.
- Irina Higgins, Danilo J. Rezende, and S. M. Ali Eslami. 2020. Representation learning without labels. *ICML Tutorials*.
- Felix Hill, Kyunghyun Cho, and Anna Korhonen. 2016. Learning distributed representations of sentences from unlabelled data. In *NAACL-HLT*, pages 1367–1377.
- Ryan Kiros, Yukun Zhu, Russ R Salakhutdinov, Richard Zemel, Raquel Urtasun, Antonio Torralba, and Sanja Fidler. 2015. Skip-thought vectors. In *NIPS*, pages 3294–3302.
- Matt Kusner, Yu Sun, Nicholas Kolkin, and Kilian Weinberger. 2015. From word embeddings to document distances. In *ICML*, pages 957–966.
- Zhenzhong Lan, Mingda Chen, Sebastian Goodman, Kevin Gimpel, Piyush Sharma, and Radu Soricut. 2019. Albert: A lite bert for self-supervised learning of language representations. *arXiv preprint arXiv:1909.11942*.
- Quoc Le and Tomas Mikolov. 2014. Distributed representations of sentences and documents. In *ICML*, pages 1188–1196.
- Xuebo Liu, Derek F Wong, Yang Liu, Lidia S Chao, Tong Xiao, and Jingbo Zhu. 2019. Shared-private bilingual word embeddings for neural machine translation. In *ACL*, pages 3613–3622.
- Lajanugen Logeswaran and Honglak Lee. 2018. An efficient framework for learning sentence representations. *ICLR*.
- Franco M Luque. 2019. Atalaya at tass 2019: Data augmentation and robust embeddings for sentiment analysis. *arXiv preprint arXiv:1909.11241*.
- Andrew Maas, Raymond E Daly, Peter T Pham, Dan Huang, Andrew Y Ng, and Christopher Potts. 2011. Learning word vectors for sentiment analysis. In *NAACL-HLT*, pages 142–150.
- David Marr and Herbert Keith Nishihara. 1978. Representation and recognition of the spatial organization of three-dimensional shapes. *Proceedings of the Royal Society of London. Series B. Biological Sciences*, 200(1140):269–294.
- Tomas Mikolov, Martin Karafiát, Lukás Burget, Jan Cernocký, and Sanjeev Khudanpur. 2010. Recurrent neural network based language model. In *INTER-SPEECH*, pages 1045–1048.
- Tomas Mikolov, Ilya Sutskever, Kai Chen, Greg S Corrado, and Jeff Dean. 2013a. Distributed representations of words and phrases and their compositionality. In *NIPS*, pages 3111–3119.
- Tomáš Mikolov, Wen-tau Yih, and Geoffrey Zweig. 2013b. Linguistic regularities in continuous space word representations. In *NAACL-HLT*, pages 746–751.
- George A Miller. 1995. Wordnet: a lexical database for english. *Communications of the ACM*, 38(11):39–41.
- Thai-Son Nguyen, Sebastian Stüker, Jan Niehues, and Alex Waibel. 2020. Improving sequence-to-sequence speech recognition training with on-the-fly data augmentation. In *ICASSP*, pages 7689–7693. IEEE.
- Bo Pang and Lillian Lee. 2005. Seeing stars: Exploiting class relationships for sentiment categorization with respect to rating scales. *arXiv preprint cs/0506075*.
- F. Pedregosa, G. Varoquaux, A. Gramfort, V. Michel, B. Thirion, O. Grisel, M. Blondel, P. Prettenhofer, R. Weiss, V. Dubourg, J. Vanderplas, A. Passos, D. Cournapeau, M. Brucher, M. Perrot, and E. Duchesnay. 2011. Scikit-learn: Machine learning in Python. *Journal of Machine Learning Research*, 12:2825–2830.
- Yanru Qu, Dinghan Shen, Yelong Shen, Sandra Sajeev, Jiawei Han, and Weizhu Chen. 2020. Coda: Contrast-enhanced and diversity-promoting data augmentation for natural language understanding. *arXiv preprint arXiv:2010.08670*.
- Mehdi Regina, Maxime Meyer, and Sébastien Goutal. 2020. Text data augmentation: Towards better detection of spear-phishing emails. *arXiv preprint arXiv:2007.02033*.
- Rico Sennrich, Barry Haddow, and Alexandra Birch. 2016. Improving neural machine translation models with monolingual data. In *ACL*, pages 86–96.
- Dinghan Shen, Mingzhi Zheng, Yelong Shen, Yanru Qu, and Weizhu Chen. 2020. A simple but tough-to-beat data augmentation approach for natural language understanding and generation. *arXiv preprint arXiv:2009.13818*.
- Ashish Vaswani, Noam Shazeer, Niki Parmar, Jakob Uszkoreit, Llion Jones, Aidan N Gomez, Łukasz Kaiser, and Illia Polosukhin. 2017. Attention is all you need. In *NeurIPS*, pages 5998–6008.

- Xinyi Wang, Hieu Pham, Zihang Dai, and Graham Neubig. 2018. Switchout: an efficient data augmentation algorithm for neural machine translation. In *EMNLP*, pages 856–861.
- Lingfei Wu, Ian En-Hsu Yen, Kun Xu, Fangli Xu, Avinash Balakrishnan, Pin-Yu Chen, Pradeep Ravikumar, and Michael J Witbrock. 2018a. Word mover’s embedding: From word2vec to document embedding. In *EMNLP*, pages 4524–4534.
- Xing Wu, Shangwen Lv, Liangjun Zang, Jizhong Han, and Songlin Hu. 2019. Conditional bert contextual augmentation. In *International Conference on Computational Science*, pages 84–95. Springer.
- Zhirong Wu, Yuanjun Xiong, Stella X Yu, and Dahua Lin. 2018b. Unsupervised feature learning via non-parametric instance discrimination. In *CVPR*, pages 3733–3742.
- Zhuofeng Wu, Sinong Wang, Jiatao Gu, Madian Khabsa, Fei Sun, and Hao Ma. 2020. Clear: Contrastive learning for sentence representation. *arXiv preprint arXiv:2012.15466*.
- Qizhe Xie, Zihang Dai, Eduard Hovy, Thang Luong, and Quoc Le. 2020. Unsupervised data augmentation for consistency training. *NeurIPS*, 33.
- Zhilin Yang, Zihang Dai, Yiming Yang, Jaime Carbonell, Russ R Salakhutdinov, and Quoc V Le. 2019. Xlnet: Generalized autoregressive pretraining for language understanding. In *NeurIPS*, pages 5753–5763.
- Liang Yao, Chengsheng Mao, and Yuan Luo. 2019. Graph convolutional networks for text classification. In *AAAI*, volume 33, pages 7370–7377.
- Yuning You, Tianlong Chen, Yongduo Sui, Ting Chen, Zhangyang Wang, and Yang Shen. 2020. Graph contrastive learning with augmentations. *NeurIPS*, 33.
- Manzil Zaheer, Guru Guruganesh, Kumar Avinava Dubey, Joshua Ainslie, Chris Alberti, Santiago Ontanon, Philip Pham, Anirudh Ravula, Qifan Wang, Li Yang, et al. 2020. Big bird: Transformers for longer sequences. *NeurIPS*, 33.

A Supplementary Materials

A.1 Introduction

This document is the Supplementary Materials for Unsupervised Document Embedding via Contrastive Augmentation. It contains supportive materials for the work that are also important but unable to be completely covered in the main transcript due to the page limits.

A.2 Methods

Supplementary information regarding the proposed methods provided in this section helps illustrate

A.2.1 Pseudocode of DECA

Algorithm 1 summarizes the proposed method.

Algorithm 1: DECA (Document Embedding via Contrastive Augmentation)

- 1: **input:** document set \mathcal{D} , vocabulary \mathcal{V} , embedding size d , mini-batch size N , hyper-parameters λ, τ , data augmentation function $g(\cdot)$, document encoder $f(\cdot)$
 - 2: **output:** document embeddings $\{\mathbf{h}_i\}_{i=1}^n$
 - 3: Initialize word embedding matrix \mathbf{U} and projection matrix \mathbf{V} .
 - 4: **for** sampled mini-batch $\{D_i\}_{i=1}^N$ **do**
 - 5: **for all** $i \in \{1, \dots, N\}$ **do**
 - 6: Generate an augmented document $\tilde{D}_i \leftarrow g(D_i)$
 - 7: $\mathbf{h}_i \leftarrow f_{\mathbf{U}, \mathbf{V}}(D_i)$
 - 8: $\tilde{\mathbf{h}}_i \leftarrow f_{\mathbf{U}, \mathbf{V}}(\tilde{D}_i)$
 - 9: Compute element-wise doc2vecC loss $\ell_d^{(i)}$ with Eq. (3).
 - 10: Compute element-wise contrastive loss $\ell_c^{(i)}$ with Eq. (4)
 - 11: **end for**
 - 12: Compute the batch loss $\ell = \sum_{i=1}^N [\ell_d^{(i)} + \lambda \ell_c^{(i)}]$
 - 13: Update parameters \mathbf{U}, \mathbf{V} with backpropagation.
 - 14: **end for**
 - 15: **return** document embeddings $\{\mathbf{h}_i\}_{i=1}^n$ computed by Eq. (1).
-

A.3 Experiments

This section introduces the detailed experimental set up and additional experiments.

A.3.1 Datasets

Dataset	#Docs	#Training	#Test	#classes
R8	7,674	5,485	2,189	8
R52	9,100	6,532	2,568	52
Ohsumed	7,400	3,357	4,043	23
MR	10,062	7,108	3,554	2
20news	18,846	11,314	7,532	20
IMDB	100,000	25,000	25,000	2

Table 6: Statistics of datasets

- R8 and R52 are two subsets drawn from the Reuters 21578 dataset¹, a collection of documents on Reuters newswire in 1987. R8 has 7,674 documents from 8 categories, R52 has 9,100 documents from 52 categories.
- MR is a movie review dataset for sentiment analysis, with 5,331 positive reviews and 5,331 negative reviews (Pang and Lee, 2005).
- Ohsumed is from MEDLINE, an important database of medical literature. It consists of 7,400 documents from 23 categories.
- The 20news dataset² contains 18,846 documents of 20 different classes.
- The IMDB is a dataset for binary sentiment analysis, consisting of 100,000 movie reviews. 50,000 out of them are labeled.

The statistics of the used datasets are summarized in Table 6.

A.3.2 Detailed settings

We adopt the Adam method for optimization. Dropout ratio is set to 0.3. When SimSaim is adopt as the contrastive loss, we adopt a two layer MLPs with 64 hidden. Batch Normalization are adopted. When Doc2vecC is adopted as the backbone, the batch size is set to 4,096. τ is set to 1.0. Learning rate is set to 1e-3. The settings of other important hyper-parameters are summarized in Table 2. We adopt the pretrained BERT model³ with 12-layer, 768-hidden, 12-heads, and 110M parameters as the backbone. The maximum length of input sequence is set to 512 by default. Due to the memory limitation, batch size is set to 2. We set learning rate to 3e-6 and pretrain for 1 epoch with the contrastive loss.

A.3.3 Visualization

To better understand the difference between the compared methods, we randomly select 1,000 documents from the 20news dataset and use t-SNE to project the document embeddings to a 2D space for visualization (Figure 2). Different colors represent 20 different clusters. We adopt DECA (DC+SC) and select other five representative methods in this section.

¹<https://www.cs.umb.edu/~smimarog/textmining/datasets/>

²<http://qwone.com/7Ejason/20Newsgroups/>

³<https://huggingface.co/bert-base-uncased>

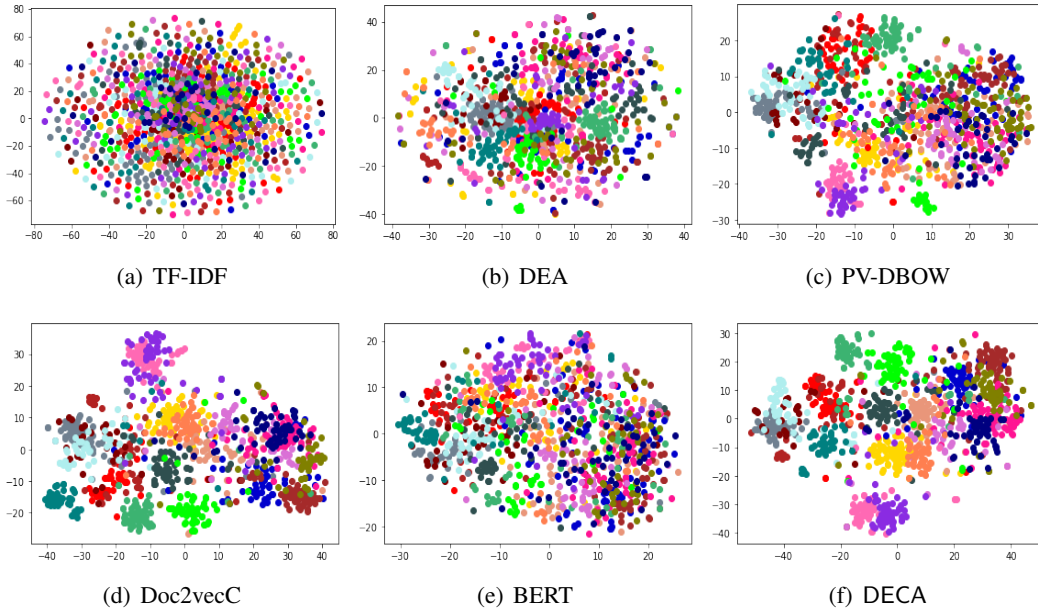


Figure 2: Visualization of embeddings of different methods on 20news dataset.

In general, the visualization results shown in the figures are aligned with classification error rates. All samples in Figure 2(a) mix with each other because of the high dimensionality of the original TF-IDF representations. This demonstrates the necessity of conducting dimensional reduction. Among the selected baselines, the visualization result of Doc2vecC is with clear margins between clusters. By including contrastive augmentation, our method DECA further improves the quality of document embeddings. For example, pink and purple nodes are well separated in Figure 2(f), while mixed together in Figure 2(d).

A.3.4 The Effects of Batch Size

We have experimentally shown that contrastive losses impair the performance of BERT in Table 3. One potential reason is that the recent contrastive frameworks require large batch sizes (larger than 256). However, with BERT as the backbone, DECA can only set the batch size up to 2 due to the memory limitation. Since each document in the MR dataset contains only one sentence, we adopt MR in this part and limit the maximum of the input sequence to 64 to enable larger batch sizes. We range the batch size from 2 to 8 and show the results of DECA (BT+SC) and DECA (BT+SS) in Table 7. The table shows that both methods benefit from large batch sizes.

A.3.5 Parameter Sensitivity Study

In this part, we provide a parameter sensitivity study on the coefficient λ , which is used to get the trade-off between the Doc2vecC loss and con-

Batch Size	2	4	8
DECA (DC+SC)	21.69	21.94	19.61
DECA (DC+SS)	20.99	20.65	19.31

Table 7: The effects of batch size on DECA with BERT as the backbone

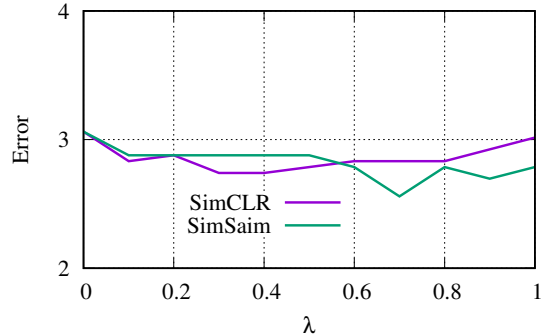


Figure 3: Parameter sensitivity study on R8 dataset.

trastive losses. We range λ from 0 to 1 and use R8 in this set of experiments. With $\lambda = 0$, DECA degenerates to the original Doc2vecC model. The results are shown in Fig. 3. It shows that our method is quite robust the the choices of λ .