

A micropolar continuum model of diffusion creep

John F. Rudge

Bullard Laboratories, Department of Earth Sciences, Madingley Road, Cambridge, CB3 0EZ, UK.

ARTICLE HISTORY

Compiled March 1, 2025

ABSTRACT

Solid polycrystalline materials undergoing diffusion creep are usually described by Cauchy continuum models with a Newtonian viscous rheology dependent on the grain size. Such a continuum lacks the rotational degrees of freedom needed to describe grain rotation. Here we provide a more general continuum description of diffusion creep that includes grain rotation, and identifies the deformation of the material with that of a micropolar (Cosserat) fluid. We derive expressions for the micropolar constitutive tensors by a homogenisation of the physics describing a discrete collection of rigid grains, demanding an equivalent dissipation between the discrete and continuum descriptions. General constitutive laws are derived for both Coble (grain-boundary diffusion) and Nabarro-Herring (volume diffusion) creep. Detailed calculations are performed for a two-dimensional tiling of irregular hexagonal grains, which illustrates a potential coupling between the rotational and translational degrees of freedom. If only the plating out or removal of material at grain boundaries is considered, the constitutive laws are degenerate: modes of deformation that involve pure tangential motion at the grain boundaries are not resisted. This degeneracy can be removed by including the resistance to grain-boundary sliding, or by imposing additional constraints on the deformation.

KEYWORDS

micropolar; creep; diffusion; grain boundaries; grain rotation

1. Introduction

At high temperatures, solid polycrystalline materials can deform by diffusion creep, where defects within the crystalline lattice move by diffusion. At scales much larger than the grain scale the material behaves as if it were a Newtonian viscous fluid, with an effective shear viscosity which depends on the grain size [1–4]. At the microscale individual grains can be considered as rigid bodies, which interact by the plating out or removal of material at grain boundaries, leading to a macroscale strain. Rigid bodies have both translational (velocity) and rotational (angular velocity) degrees of freedom to describe their motion. However, when a material is treated as a Newtonian viscous fluid at the macroscale, the microscale rotational degrees of freedom are lost, as the classical Cauchy continuum is based on point particles with only translational degrees of freedom.

The aim of this manuscript is to present a model of diffusion creep that goes beyond the classical Cauchy continuum model, and instead identifies an appropriate micropolar (Cosserat) continuum. A micropolar continuum contains both translational and rotational degrees of freedom, and allows one to better describe phenomena associated with grain rotations and anisotropic microstructure. Micropolar models are used in a diverse range of disciplines e.g. to describe masonry [5, 6], granular media [7], the motion of fault-bounded blocks [8, 9], rotational seismology [10, 11], disclinations [12], but as yet do not appear to have been used to describe diffusion creep.

The present work is a natural generalisation of the work of Wheeler [13], who studied the two-dimensional anisotropic Cauchy continuum arising from a periodic array of irregular hexagonal grains undergoing Coble (grain-boundary diffusion) creep. As will be discussed in detail later, the Cauchy continuum of Wheeler [13] can be seen as a reduced version of the more general micropolar continuum considered here.

The manuscript is organized as follows. Section 2 gives a brief overview of the governing equations of a micropolar continuum. Section 3 describes the microscale kinematics of a collection of rigid grains. Section 4 describes the microscale physics of diffusion. Section 5 determines the dissipation associated with diffusion creep, and uses this as a basis for identifying the constitutive tensors for the equivalent micropolar continuum. Section 6 rescales the equations for the constitutive tensors into a dimensionless form. Simplified equations for Coble (grain-boundary diffusion) creep are given in section 7, followed by specific calculations for hexagonal grains in section 8. An important degeneracy in the constitutive laws is discussed in section 9, and final conclusions are in section 10. Three appendices give additional mathematical details on the resistance to grain-boundary sliding, and simplifications of the micropolar continuum under additional assumptions.

2. Micropolar continuum

In this section we briefly review the governing equations for a micropolar continuum, and a more detailed description can be found in e.g. [7, 14–17]. A micropolar (Cosserat) continuum represents a continuous collection of particles which have both translational (velocity field \mathbf{v}) and rotational (microrotation-rate field $\boldsymbol{\omega}$) degrees of freedom. At each point in the continuum we define both a force-stress tensor $\underline{\underline{\sigma}}$ and a couple-stress tensor $\underline{\underline{\chi}}$. In the absence of body-forces and body-couples, and with negligible inertia, the governing equations of a micropolar continuum are

$$\sigma_{ij,j} = 0, \tag{1}$$

$$\chi_{ij,j} - \epsilon_{ijk}\sigma_{jk} = 0, \tag{2}$$

where $(\cdot)_{,j} \equiv \partial(\cdot)/\partial x_j$ and ϵ_{ijk} is the Levi-Civita symbol. Equation (1) is the balance of linear momentum, and is identical to that of the classical Cauchy continuum. For a micropolar continuum the force-stress tensor $\underline{\underline{\sigma}}$ need not be symmetric, and one must be careful in how one assigns the indices. Here we adopt the convention that the traction vector t_i on an infinitesimal patch with surface area dS and normal n_j is given by $t_i = \sigma_{ij}n_j$. Similarly the moment vector m_i is given by $m_i = \chi_{ij}n_j$. Equation (2) is the balance of angular momentum: in the absence of couple-stresses this reduces to usual statement for the Cauchy continuum that the force-stress tensor is symmetric. But here we will not assume vanishing couple-stresses.

The balance of linear and angular momentum can equivalently be written as integral statements. The linear momentum statement is the force-balance

$$\int \sigma_{ij} n_j \, dS = 0, \quad (3)$$

and the angular momentum statement is the torque-balance

$$\int \chi_{ij} n_j + \epsilon_{ijk} x_j \sigma_{kl} n_l \, dS = 0, \quad (4)$$

where the integrals are over the bounding surface S of any arbitrary volume V of the continuum, and \mathbf{x} represents the position vector. By dotting equation (1) with \mathbf{v} and (2) with $\boldsymbol{\omega}$ and integrating over a volume V , the following equation of mechanical energy balance can be obtained

$$\int v_i \sigma_{ij} n_j + \omega_i \chi_{ij} n_j \, dS = \int \Gamma_{ij} \sigma_{ij} + K_{ij} \chi_{ij} \, dV. \quad (5)$$

The left-hand side in (5) represents the rate of working by tractions and moments at the boundary of the given volume, and the right-hand side represents the dissipation of energy. The tensors $\underline{\underline{\Gamma}}$ and $\underline{\underline{K}}$ are the natural measures of deformation in a micropolar continuum, and are defined by

$$\Gamma_{ij} = v_{i,j} + \epsilon_{kij} \omega_k, \quad (6)$$

$$K_{ij} = \omega_{i,j}. \quad (7)$$

These tensors can be shown to be objective measures of deformation. Note that unlike the traditional strain-rate tensor, the Cosserat tensor $\underline{\underline{\Gamma}}$ is not symmetric in general. However, it can be decomposed into symmetric and antisymmetric parts as

$$\Gamma_{ij} = \Gamma_{(ij)} + \Gamma_{[ij]}, \quad (8)$$

$$\Gamma_{(ij)} = \frac{1}{2} (v_{i,j} + v_{j,i}), \quad (9)$$

$$\Gamma_{[ij]} = \epsilon_{ijk} \left(\omega_k - \frac{1}{2} \Omega_k \right), \quad (10)$$

where $\boldsymbol{\Omega}$ represent the classical vorticity

$$\Omega_k = (\nabla \times \mathbf{v})_k = \epsilon_{kij} v_{j,i}. \quad (11)$$

Round brackets (ij) are used to represent the symmetric part of a tensor, and square brackets $[ij]$ are used to represent the antisymmetric part. The additional measures of deformation a micropolar continuum has over a classical Cauchy continuum are the relative microrotation-rate measure in (10) and the gradient in microrotation-rate in (7).

Finally, constitutive laws are needed to relate the force- and couple-stress tensors to the measures of deformation. The most general linear constitutive laws take the form

$$\sigma_{ij} = C_{ijkl} \Gamma_{kl} + B_{ijkl} K_{kl}, \quad (12)$$

$$\chi_{ij} = B_{klij} \Gamma_{kl} + D_{ijkl} K_{kl}, \quad (13)$$

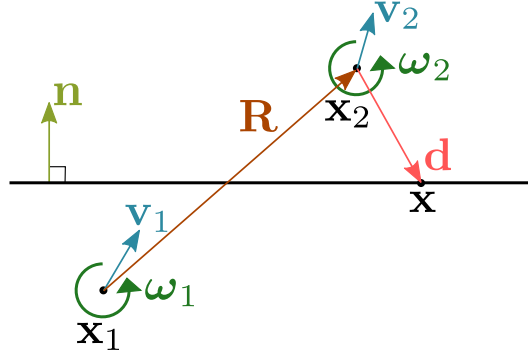


Figure 1. The geometry of a grain boundary.

with fourth-rank tensors C_{ijkl} , B_{ijkl} and D_{ijkl} describing the resistance of the medium to deformation. These tensors satisfy the major symmetries $C_{ijkl} = C_{klij}$ and $D_{ijkl} = D_{klij}$. B_{ijkl} is formally a pseudo-tensor, whereas C_{ijkl} and D_{ijkl} are proper tensors. With the constitutive laws in (12) and (13) the viscous dissipation per unit volume in (5) can be written as

$$\begin{aligned}\Psi &\equiv \sigma_{ij}\Gamma_{ij} + \chi_{ij}K_{ij} \\ &= \Gamma_{ij}C_{ijkl}\Gamma_{kl} + 2\Gamma_{ij}B_{ijkl}K_{kl} + K_{ij}D_{ijkl}K_{kl}.\end{aligned}\quad (14)$$

The main aim of the present work is to determine expressions for the tensors C_{ijkl} , B_{ijkl} and D_{ijkl} from a homogenisation of the grain-scale physics describing diffusion creep.

3. Kinematics of rigid grains

Our microscale model consists of a set of identical rigid grains in motion, where the relative motion normal to grain boundaries is accommodated by the plating out or removal of material. Each grain has a reference point \mathbf{x}_i , which we will choose to be the centroid of the grain. The rigid body motion of the grain is described by the velocity \mathbf{v}_i of the reference point, and the angular velocity $\boldsymbol{\omega}_i$ about the reference point \mathbf{x}_i . The velocity \mathbf{v} inside each grain is given by

$$\mathbf{v} = \mathbf{v}_i + \boldsymbol{\omega}_i \times (\mathbf{x} - \mathbf{x}_i) \quad (15)$$

where \mathbf{x} is the position vector.

Consider the grain boundary between two grains, which we label as 1 and 2 (Figure 1). The difference in velocities between the two grains can be written as

$$\Delta \mathbf{v} = (\mathbf{v}_2 - \mathbf{v}_1) - \boldsymbol{\omega}_1 \times (\mathbf{x}_2 - \mathbf{x}_1) + (\boldsymbol{\omega}_2 - \boldsymbol{\omega}_1) \times (\mathbf{x} - \mathbf{x}_2). \quad (16)$$

Let $\mathbf{R} = \mathbf{x}_2 - \mathbf{x}_1$ be the vector joining the two grain centres. Suppose that the difference

in velocities of the centroids and angular velocities is linearly related to \mathbf{R} , such that

$$\mathbf{v}_2 - \mathbf{v}_1 = \underline{\underline{D}} \cdot \mathbf{R}, \quad (17)$$

$$\boldsymbol{\omega}_2 - \boldsymbol{\omega}_1 = \underline{\underline{K}} \cdot \mathbf{R}, \quad (18)$$

where $\underline{\underline{D}}$ is a second rank tensor and $\underline{\underline{K}}$ is a second rank pseudo-tensor. After homogenisation we will identify $\underline{\underline{D}}$ with the velocity gradient tensor, and $\underline{\underline{K}}$ with the gradient of microrotation-rate. Equation (16) can then be written as

$$\Delta \mathbf{v} = \underline{\underline{D}} \cdot \mathbf{R} - \boldsymbol{\omega}_1 \times \mathbf{R} + (\underline{\underline{K}} \cdot \mathbf{R}) \times (\mathbf{x} - \mathbf{x}_2). \quad (19)$$

It is helpful to rewrite (19) in terms of the natural strain-rate measure $\underline{\underline{\Gamma}}$, defined by

$$\Gamma_{ij} = D_{ij} + \epsilon_{ijk} \omega_k^1, \quad (20)$$

in a similar manner to the definition for the micropolar continuum in (6). Equation (19) then becomes

$$\Delta \mathbf{v} = \underline{\underline{\Gamma}} \cdot \mathbf{R} + (\underline{\underline{K}} \cdot \mathbf{R}) \times \mathbf{d} \quad (21)$$

where $\mathbf{d} = \mathbf{x} - \mathbf{x}_2$. In diffusion creep, relative motion normal to the grain boundary is accommodated by plating. What is most of interest is then the normal component of (21), given by

$$\Delta \mathbf{v} \cdot \mathbf{n} = \mathbf{n} \cdot \underline{\underline{\Gamma}} \cdot \mathbf{R} + (\mathbf{d} \times \mathbf{n}) \cdot (\underline{\underline{K}} \cdot \mathbf{R}) \quad (22)$$

$$= \underline{\underline{\Gamma}} : \mathbf{Rn} + \underline{\underline{K}} : \mathbf{R} (\mathbf{d} \times \mathbf{n}) \quad (23)$$

We will use the symbol \dot{r} to denote the plating rate on a given grain boundary for a given grain. If we assume that material is plated out symmetrically,

$$\dot{r} = \frac{1}{2} \Delta \mathbf{v} \cdot \mathbf{n} = \frac{1}{2} (\underline{\underline{\Gamma}} : \mathbf{Rn} + \underline{\underline{K}} : \mathbf{R} (\mathbf{d} \times \mathbf{n})) \quad (24)$$

The above equation represents the key result of the kinematics: it gives the linear relation between the plating rate and the strain measures $\underline{\underline{\Gamma}}$ and $\underline{\underline{K}}$.

4. Diffusion

Plating out or removal of material at grain boundaries can only occur by the diffusion of vacancies, either diffusion within the grains (leading to Nabarro-Herring creep), or diffusion along the grain boundaries (leading to Coble creep). In this section we will determine the relationships between the plating rates and the variations in vacancy concentration (or equivalently, chemical potential) that arise from the physics of diffusion. In each case, since the plating rate depends linearly on the strain measures $\underline{\underline{\Gamma}}$ and $\underline{\underline{K}}$, the vacancy concentration c also depend linearly on $\underline{\underline{\Gamma}}$ and $\underline{\underline{K}}$. Thus we can write

$$c = \gamma_{kl} \Gamma_{kl} + \nu_{kl} K_{kl} \quad (25)$$

where γ_{kl} and ν_{kl} are spatially-variable second-rank tensors that are determined by the geometry of the grains and the equations describing the diffusion.

4.1. Nabarro-Herring creep (volume diffusion)

In Nabarro-Herring creep diffusion only takes place within the body of the grains, and the concentration of vacancies c satisfies Laplace's equation

$$\nabla^2 c = 0 \text{ in } V, \quad (26)$$

where V is the volume of a grain. Consideration of the boundary flux required to produce a certain plating rate yields the boundary condition

$$\frac{\partial c}{\partial n} = \frac{\dot{r}}{\Omega D_v} \text{ on } S \quad (27)$$

where Ω is the atomic volume, D_v is the diffusivity of vacancies, and S is the surface of the grain. Combining (24), (25), (26), and (27) then yields the following problems for the tensors γ_{kl} and ν_{kl} ,

$$\nabla^2 \gamma_{kl} = 0 \text{ in } V, \quad (28)$$

$$\frac{\partial \gamma_{kl}}{\partial n} = \frac{1}{2\Omega D_v} n_k R_l \text{ on } S, \quad (29)$$

and

$$\nabla^2 \nu_{kl} = 0 \text{ in } V, \quad (30)$$

$$\frac{\partial \nu_{kl}}{\partial n} = \frac{1}{2\Omega D_v} (\mathbf{d} \times \mathbf{n})_k R_l \text{ on } S. \quad (31)$$

4.2. Coble creep (grain boundary diffusion)

Diffusion along grain boundaries can be described by

$$-\frac{1}{2}\Omega\delta D_v^{\text{gb}}\nabla_{\perp}^2 c = \dot{r} \text{ on } S \quad (32)$$

where δ is the grain boundary thickness and D_v^{gb} is the diffusivity of vacancies along the grain boundary. ∇_{\perp}^2 represents the surface Laplacian operator. Equation (32) has to be supplemented by boundary conditions at the junctions where grain boundaries meet. Combining (32) with (24) and (25) leads to the following problems for the tensors γ_{kl} and ν_{kl} ,

$$-\nabla_{\perp}^2 \gamma_{kl} = \frac{1}{\Omega\delta D_v^{\text{gb}}} n_k R_l \text{ on } S, \quad (33)$$

and

$$-\nabla_{\perp}^2 \nu_{kl} = \frac{1}{\Omega\delta D_v^{\text{gb}}} (\mathbf{d} \times \mathbf{n})_k R_l \text{ on } S. \quad (34)$$

5. Dissipation

The upscaling technique used in this work is based on the notion of a homogeneous equivalent continuum [18]. The discrete collection of grains is replaced a micropolar continuum that (1) shares the same kinematics as the discrete collection and (2) shares the same dissipation of energy. The kinematic mapping is achieved by the continuum field for the velocities \mathbf{v} and angular velocities $\boldsymbol{\omega}$ matching the grain velocities \mathbf{v}_i and $\boldsymbol{\omega}_i$ at the reference points \mathbf{x}_i of each grain. The dissipation associated with each grain is given by

$$\Psi = \frac{kT}{c_0\Omega} \frac{1}{V} \int \dot{\gamma} c \, dS \quad (35)$$

where Ψ is the dissipation and the right hand side represents the rate of working at the grain boundaries. The integral is a surface integral over the boundary of the grain.

By matching the dissipation expression above with those of the micropolar continuum in (14), one can then obtain expressions for the tensors C_{ijkl} , B_{ijkl} , and D_{ijkl} as

$$C_{ijkl} = \frac{kT}{2c_0\Omega V} \int n_i R_j \gamma_{kl} \, dS, \quad (36)$$

$$B_{ijkl} = \frac{kT}{2c_0\Omega V} \int n_i R_j \nu_{kl} \, dS = \frac{kT}{2c_0\Omega V} \int \gamma_{ij} (\mathbf{d} \times \mathbf{n})_k R_l \, dS, \quad (37)$$

$$D_{ijkl} = \frac{kT}{2c_0\Omega V} \int (\mathbf{d} \times \mathbf{n})_i R_j \nu_{kl} \, dS. \quad (38)$$

5.1. Nabarro-Herring creep

For Nabarro-Herring creep we can equivalently write the dissipation in (35) as

$$\Psi = \frac{kTD_v}{c_0} \frac{1}{V} \int |\nabla c|^2 \, dV, \quad (39)$$

and thus matching (39) with (14) gives an alternative expression for the tensors for Nabarro-Herring creep as

$$C_{ijkl} = \frac{kTD_v}{c_0} \frac{1}{V} \int \nabla \gamma_{ij} \cdot \nabla \gamma_{kl} \, dV, \quad (40)$$

$$B_{ijkl} = \frac{kTD_v}{c_0} \frac{1}{V} \int \nabla \gamma_{ij} \cdot \nabla \nu_{kl} \, dV, \quad (41)$$

$$D_{ijkl} = \frac{kTD_v}{c_0} \frac{1}{V} \int \nabla \nu_{ij} \cdot \nabla \nu_{kl} \, dV. \quad (42)$$

In this representation the major symmetries $C_{ijkl} = C_{klij}$ and $D_{ijkl} = D_{klij}$ are clear.

5.2. Coble creep

For Coble creep we can equivalently write the dissipation in (35) as

$$\Psi = \frac{kT\delta D_v^{\text{gb}}}{c_0} \frac{1}{2V} \int |\nabla_{\perp} c|^2 dS. \quad (43)$$

and thus matching (43) with (14) gives an alternative expression for the tensors for Coble creep as

$$C_{ijkl} = \frac{kT\delta D_v^{\text{gb}}}{c_0} \frac{1}{2V} \int \nabla_{\perp} \gamma_{ij} \cdot \nabla_{\perp} \gamma_{kl} dS, \quad (44)$$

$$B_{ijkl} = \frac{kT\delta D_v^{\text{gb}}}{c_0} \frac{1}{2V} \int \nabla_{\perp} \gamma_{ij} \cdot \nabla_{\perp} \nu_{kl} dS, \quad (45)$$

$$D_{ijkl} = \frac{kT\delta D_v^{\text{gb}}}{c_0} \frac{1}{2V} \int \nabla_{\perp} \nu_{ij} \cdot \nabla_{\perp} \nu_{kl} dS, \quad (46)$$

where again the major symmetries are clear.

6. Dimensionless equations

It is helpful to make the equations dimensionless to separate out the part of the behaviour that can be determined simply by scaling, and that which describes the geometrical effects of the microstructure. If d is a typical measure of grain size, then a scaling for a typical viscosity is $\eta_0 = kTd^2/(\Omega D)$ for Nabarro-Herring creep and $\eta_0 = kTd^3/(\Omega\delta D^{\text{gb}})$ for Coble creep, where $D = \Omega c_0 D_v$ and $D^{\text{gb}} = \Omega c_0 D_v^{\text{gb}}$ are the self-diffusion coefficients. Dimensionless versions of the fourth-rank tensors can be obtained by scaling C_{ijkl} by η_0 , B_{ijkl} by $d\eta_0$ and D_{ijkl} by $d^2\eta_0$. In dimensionless form, (36), (37), (38) become

$$C_{ijkl} = \frac{1}{2V} \int n_i R_j \gamma_{kl} dS, \quad (47)$$

$$B_{ijkl} = \frac{1}{2V} \int n_i R_j \nu_{kl} dS = \frac{1}{2V} \int \gamma_{ij} (\mathbf{d} \times \mathbf{n})_k R_l dS, \quad (48)$$

$$D_{ijkl} = \frac{1}{2V} \int (\mathbf{d} \times \mathbf{n})_i R_j \nu_{kl} dS. \quad (49)$$

6.1. Nabarro-Herring creep (dimensionless)

The corresponding dimensionless problem for Nabarro-Herring creep is

$$\nabla^2 \gamma_{kl} = 0 \text{ in } V, \quad (50)$$

$$\frac{\partial \gamma_{kl}}{\partial n} = \frac{1}{2} n_k R_l \text{ on } S, \quad (51)$$

and

$$\nabla^2 \nu_{kl} = 0 \text{ in } V, \quad (52)$$

$$\frac{\partial \nu_{kl}}{\partial n} = \frac{1}{2} (\mathbf{d} \times \mathbf{n})_k R_l \text{ on } S. \quad (53)$$

6.2. Coble creep (dimensionless)

The corresponding dimensionless problem for Coble creep is

$$-\nabla_{\perp}^2 \gamma_{kl} = n_k R_l \text{ on } S, \quad (54)$$

and

$$-\nabla_{\perp}^2 \nu_{kl} = (\mathbf{d} \times \mathbf{n})_k R_l \text{ on } S. \quad (55)$$

7. Simplified Coble creep calculations

Further simplifications can be made for Coble creep, where with additional assumptions simpler expressions for the relevant tensors can be obtained. We will assume now that all grain boundaries are planar, and that the triple lines where different grain boundaries meet are at a constant chemical potential (“shorted” in the language of Rudge [19]). In the work of Rudge [19], shorted boundary conditions were introduced to mimic the effect of a small amount of melt lying along the triple lines. The melt acts as a fast path for diffusion, and allows for bulk deformation to occur. With shorted boundary conditions, the diffusion problem for each grain boundary is independent of the other boundaries. Let us label each grain boundary by an index α . Since the normal vector \mathbf{n} and the vector \mathbf{R} joining centroids are constant over each grain boundary, the Coble creep problem in (54) can be reduced to

$$\gamma_{kl} = w n_k R_l, \quad (56)$$

$$-\nabla_{\perp}^2 w = 1 \text{ on } S^{(\alpha)}, \quad (57)$$

where the shorted boundary conditions imply that w vanishes along the bounding curve of the grain boundary. Similarly, the problem (55) can be reduced to

$$\nu_{kl} = g_k R_l, \quad (58)$$

$$-\nabla_{\perp}^2 g_k = (\mathbf{d} \times \mathbf{n})_k \text{ on } S^{(\alpha)}, \quad (59)$$

where the vector g_k vanishes on the bounding curve of each grain boundary.

The fourth-rank tensors can then be expressed as

$$C_{ijkl} = \frac{1}{2V} \sum_{\alpha} n_i^{(\alpha)} R_j^{(\alpha)} n_k^{(\alpha)} R_l^{(\alpha)} W^{(\alpha)}, \quad (60)$$

$$B_{ijkl} = \frac{1}{2V} \sum_{\alpha} n_i^{(\alpha)} R_j^{(\alpha)} F_k^{(\alpha)} R_l^{(\alpha)}, \quad (61)$$

$$D_{ijkl} = \frac{1}{2V} \sum_{\alpha} G_{ik}^{(\alpha)} R_j^{(\alpha)} R_l^{(\alpha)}, \quad (62)$$

where the sums are over each of the grain boundaries for the given grain, and

$$W^{(\alpha)} = \int_{S^{(\alpha)}} w \, dS, \quad (63)$$

$$F_k^{(\alpha)} = \int_{S^{(\alpha)}} w (\mathbf{d} \times \mathbf{n})_k \, dS = \int_{S^{(\alpha)}} g_k \, dS, \quad (64)$$

$$G_{ik}^{(\alpha)} = \int_{S^{(\alpha)}} (\mathbf{d} \times \mathbf{n})_i g_k \, dS, \quad (65)$$

where it should be noted that the tensor $G_{ik}^{(\alpha)}$ is symmetric.

8. Coble creep of hexagons

To give a concrete example, we now consider the specific case of Coble creep of a tiling of hexagonal grains. We restrict the motion to two-dimensions, so that $\mathbf{v} = (v_1, v_2, 0)$ and $\boldsymbol{\omega} = (0, 0, \omega_3)$. In two-dimensions $\Gamma_{3j} = \Gamma_{i3} = 0$, and the only non-zero components of K_{ij} are K_{31} and K_{32} . Thus only C_{ijkl} , B_{ij3l} , and D_{3j3l} are non-zero for $i, j, k, l = 1, 2$. With two-dimensional grains, the Coble creep diffusion problems are one-dimensional and are simple to solve analytically.

8.1. Regular hexagons

The simplest hexagonal tiling is that of regular hexagons, with the wallpaper group $p6m$. With this hexagonal symmetry, Neumann's principle implies that the tensors C_{ijkl} and D_{3j3l} are isotropic, and the pseudo-tensor B_{ij3l} vanishes. Moreover, for the regular hexagons, the vector \mathbf{R} between centroids is in the same direction as the normal vector \mathbf{n} . It follows from (60) that there are the further minor symmetries $C_{ijkl} = C_{jikl} = C_{ijlk}$, along with the Cauchy relation symmetry $C_{ijkl} = C_{ikjl}$. As a consequence of these symmetries, the constitutive tensors reduce to

$$C_{ijkl} = \eta (\delta_{ij}\delta_{kl} + \delta_{ik}\delta_{jl} + \delta_{il}\delta_{jk}), \quad (66)$$

$$B_{ij3l} = 0, \quad (67)$$

$$D_{3j3l} = \mu \delta_{jl}, \quad (68)$$

in terms of two constants η and μ , where δ_{ij} represents the two-dimensional Kronecker delta. η represents the effective shear viscosity. The effective bulk viscosity $\zeta = 2\eta$, a consequence of the Cauchy relation symmetry [19]. Solution of the diffusion problem

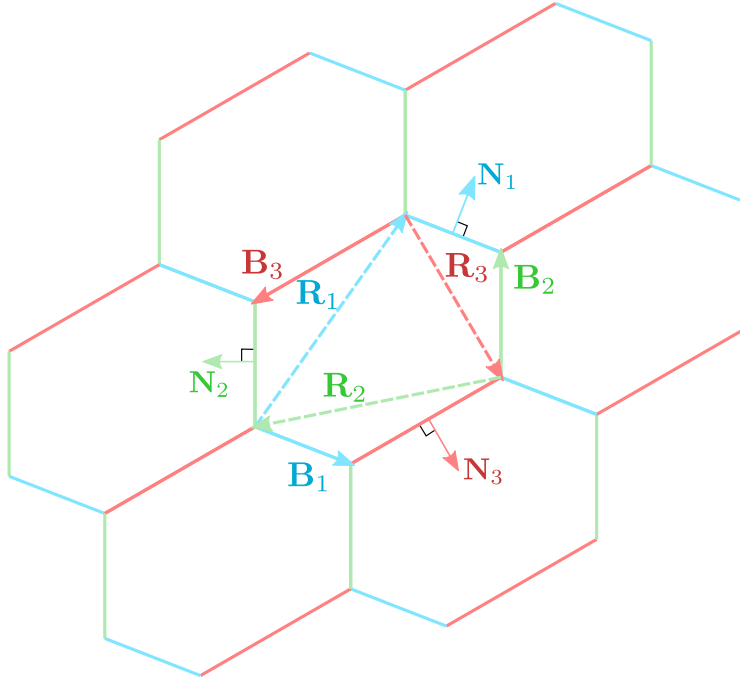


Figure 2. Periodic tiling of irregular hexagonal grains as considered by Wheeler [13]. Note that the centroid of each grain, and the midpoint of each grain boundary is a rotation centre of order two (the tiling is invariant under a rotation by 180° about these points). The symmetry of the tiling is the wallpaper group $p2$. All triple junctions in the tiling are indistinguishable owing to this symmetry.

leads to $\eta = 1/144$ if lengths are made dimensionless on the perpendicular distance between opposite sides of the hexagon. This value is exact agreement with previous calculations (e.g. [19–21]). The new behaviour is captured by the constant μ , which describes the resistance to relative rotation of the grains. As will be seen in the next section, $\mu = \eta/45$ in the dimensionless variables.

8.2. Irregular hexagons

Wheeler [13] presented a thorough discussion of Coble creep for a periodic tiling of irregular hexagonal grains and determined the constitutive laws for an equivalent Cauchy continuum. In this section, we determine the corresponding micropolar constitutive tensors for these irregular hexagons. The grain shape is a hexagon with parallel sides, where the sides are given by the three vectors \mathbf{B}_1 , \mathbf{B}_2 , and \mathbf{B}_3 (Figure 2). The vectors joining grain centroids are given by

$$\mathbf{R}_1 = \mathbf{B}_2 - \mathbf{B}_3, \quad (69)$$

$$\mathbf{R}_2 = \mathbf{B}_3 - \mathbf{B}_1, \quad (70)$$

$$\mathbf{R}_3 = \mathbf{B}_1 - \mathbf{B}_2. \quad (71)$$

The area of the hexagon is

$$V = \frac{1}{2} \sum_{i=1}^3 |\mathbf{R}_i \times \mathbf{B}_i|, \quad (72)$$

and unit normal vectors to the grain boundaries are given by

$$\mathbf{N}_f = \hat{\mathbf{z}} \times \hat{\mathbf{B}}_f \quad (73)$$

for $f = 1, 2, 3$, where $\hat{\mathbf{B}}_f = \mathbf{B}_f / |\mathbf{B}_f|$ is a unit vector.

8.2.1. Diffusion problems

Suppose the centroid of the grain is the origin of the coordinate system. The position vector along the edge with normal \mathbf{N}_1 in Figure 2 is

$$\mathbf{x} = \frac{1}{2}\mathbf{R}_1 - s\hat{\mathbf{B}}_1, \quad -\frac{l_1}{2} \leq s \leq \frac{l_1}{2}, \quad (74)$$

where $l_1 = |\mathbf{B}_1|$. Now $\mathbf{d}_1 = \mathbf{x} - \mathbf{R}_1$, from which it follows that

$$\mathbf{d}_1 \times \mathbf{n} = (\mathbf{d}_1 \cdot \hat{\mathbf{B}}_1) \hat{\mathbf{z}} = - \left(\frac{\mathbf{R}_1 \cdot \hat{\mathbf{B}}_1}{2} + s \right) \hat{\mathbf{z}}. \quad (75)$$

The diffusion problem in (57) becomes

$$-\frac{d^2 w}{ds^2} = 1, \quad w = 0 \text{ at } s = \pm \frac{l_1}{2} \quad (76)$$

with solution

$$w = \frac{1}{8} (l_1^2 - 4s^2). \quad (77)$$

The diffusion problem in (59) becomes

$$-\frac{d^2 g_3}{ds^2} = - \left(\frac{\mathbf{R}_1 \cdot \hat{\mathbf{B}}_1}{2} + s \right), \quad g_3 = 0 \text{ at } s = \pm \frac{l_1}{2} \quad (78)$$

with solution

$$g_3 = -\frac{1}{48} (3\mathbf{R}_1 \cdot \hat{\mathbf{B}}_1 + 2s) (l_1^2 - 4s^2). \quad (79)$$

From (77) and (79) it follows that the relevant moments in equations (63), (64), and (65) are

$$W = \int_{-l_1/2}^{l_1/2} w \, ds = \frac{l_1^3}{12}, \quad (80)$$

$$F_3 = \int_{-l_1/2}^{l_1/2} w (\mathbf{d}_1 \times \mathbf{n})_3 \, ds = \int_{-l_1/2}^{l_1/2} g_3 \, ds = -\frac{(\mathbf{R}_1 \cdot \mathbf{B}_1) l_1^2}{24}, \quad (81)$$

$$G_{33} = \int_{-l_1/2}^{l_1/2} g_3 (\mathbf{d}_1 \times \mathbf{n})_3 \, ds = \frac{1}{720} (15 (\mathbf{R}_1 \cdot \mathbf{B}_1)^2 l_1 + l_1^5). \quad (82)$$

Thus from (60), (61), and (62) the constitutive tensors are

$$C_{ijkl} = \frac{1}{12V} \sum_{f=1}^3 N_i^f R_j^f N_k^f R_l^f l_f^3, \quad (83)$$

$$B_{ij3l} = -\frac{1}{24V} \sum_{f=1}^3 N_i^f R_j^f R_l^f (\mathbf{R}_f \cdot \mathbf{B}_f) l_f^2, \quad (84)$$

$$D_{3j3l} = \frac{1}{720V} \sum_{f=1}^3 R_j^f R_l^f \left(15 (\mathbf{R}_f \cdot \mathbf{B}_f)^2 l_f + l_f^5 \right), \quad (85)$$

where N_i^f denotes the i^{th} component of the vector \mathbf{N}_f , and R_j^f denotes the j^{th} component of the vector \mathbf{R}_f .

For the case of regular hexagons, the expressions in (83), (84), and (85) simplify to those in (66), (67), and (68). For regular hexagons $\mathbf{R}_f \cdot \mathbf{B}_f = 0$. In dimensionless units where the perpendicular distance between sides is 1, $\mathbf{R}_f = \mathbf{N}_f$, $V = \sqrt{3}/2$ and $l_f = 1/\sqrt{3}$. One can calculate η in (66) from the invariant $C_{iikk} = 1/18 = 8\eta$, to yield $\eta = 1/144$. μ in (68) can be calculated from the invariant $D_{3j3j} = 1/3240 = 2\mu$ and hence $\mu = 1/6480 = \eta/45$.

The constitutive tensors in (83), (84), and (85) can be seen as a generalisation of the constitutive tensors derived by Wheeler [13]. Appendix B describes how the constitutive tensors here reduce to those of Wheeler [13] with the additional assumptions that are made in that work.

9. Degeneracy

In this section we will show that the constitutive laws that have been derived are in some sense unsatisfactory because they are degenerate. Ultimately this arises because there are modes of deformation that can occur without plating, and thus without any dissipation.

It is helpful to begin by noting the difference between the isotropic constitutive laws derived for the 2D tiling of regular hexagons in (66), (67), and (68) and that of the most general two-dimensional linear isotropic micropolar continuum, which can be written in terms of four material constants as

$$C_{ijkl} = \zeta \delta_{ij} \delta_{kl} + \eta (\delta_{ik} \delta_{jl} + \delta_{il} \delta_{jk} - \delta_{ij} \delta_{kl}) + \kappa (\delta_{ik} \delta_{jl} - \delta_{il} \delta_{jk}), \quad (86)$$

$$B_{ij3l} = 0, \quad (87)$$

$$D_{3j3l} = \mu \delta_{jl}. \quad (88)$$

By comparing the above to (66), (67), and (68), we see that the Coble creep model of regular hexagons here is a special case of the general two-dimensional linear isotropic micropolar continuum with $\zeta = 2\eta$, and $\kappa = 0$. The degeneracy in the rheology is that associated with $\kappa = 0$. Substitution of (86), (87), and (88) into (12) and (13) yields the isotropic constitutive laws

$$\sigma_{ij} = \zeta \Gamma_{kk} \delta_{ij} + 2\eta \Gamma_{\{(ij)\}} + 2\kappa \Gamma_{[ij]}, \quad (89)$$

$$\chi_{3j} = \mu K_{3j}, \quad (90)$$

where $\Gamma_{\{(ij)\}}$ denotes the trace-free part of the symmetric tensor $\Gamma_{(ij)}$, given explicitly in 2D by

$$\Gamma_{\{(ij)\}} = \frac{1}{2} (\Gamma_{ij} + \Gamma_{ji} - \Gamma_{kk} \delta_{ij}). \quad (91)$$

ζ and η represent the conventional bulk and shear viscosities; κ and μ are the new constants associated with the micropolar medium. We will refer to κ as the microrotational viscosity, and μ as the angular viscosity. Substitution of the constitutive laws (89) and (90) into the conservation laws (1) and (2) leads to the 2D isotropic governing equations

$$\zeta \nabla (\nabla \cdot \mathbf{v}) + \eta \nabla^2 \mathbf{v} + \kappa \nabla \times (2\boldsymbol{\omega} - \nabla \times \mathbf{v}) = \mathbf{0}, \quad (92)$$

$$\mu \nabla^2 \boldsymbol{\omega} - 2\kappa (2\boldsymbol{\omega} - \nabla \times \mathbf{v}) = \mathbf{0}. \quad (93)$$

Note that since in 2D, $\mathbf{v} = (v_1, v_2, 0)$ and $\boldsymbol{\omega} = (0, 0, \omega_3)$, the angular momentum balance in (93) reduces to a scalar equation for ω_3 . When $\kappa = 0$, the governing equation for the velocity field \mathbf{v} in (92) is decoupled from that for the microrotation rate field $\boldsymbol{\omega}$ in (93). When $\kappa = 0$, (89) shows that the stress tensor is symmetric, and the combination of (89) and (1) gives the 2D Navier equation for the velocity field \mathbf{v} . Equations (90) and (2) then lead simply to a 2D Laplace's equation for the microrotation rate ω_3 .

To formulate a full problem for the flow of a micropolar fluid, the governing equations in (92) and (93) have to be supplemented with boundary conditions. For a micropolar fluid, possible choices include setting on the boundaries the velocities \mathbf{v} and microrotation-rate $\boldsymbol{\omega}$, or the tractions $\underline{\underline{\sigma}} \cdot \mathbf{n}$ and the moments $\underline{\underline{\chi}} \cdot \mathbf{n}$. For the 2D case, only the ω_3 component of the microrotation-rate is non-zero, and the corresponding non-zero moment is $\mu \partial \omega_3 / \partial n$.

Even with $\kappa = 0$, (92) and (93) can be solved to give unique velocity and microrotation fields if the velocities and microrotations are set along the boundary. However, if instead the tractions and moments are specified at the boundaries, then the solutions are non-unique. With $\kappa = 0$, the solution for \mathbf{v} in the Navier equation in (92) is then only unique up to a rigid body motion, and the solution to Laplace's equation for ω_3 in (93) is only unique up to an arbitrary constant, and thus the microrotations can be arbitrarily large. This non-uniqueness under certain choices of boundary condition has been noted in previous grain-scale models of Coble creep [e.g. 22–24].

To see why the microrotation viscosity κ vanishes for regular hexagonal grains, consider a situation where all the grain centres are fixed, and all grains have the same constant microrotation rate $\boldsymbol{\omega}$. At the grain boundaries the relative motion between grains is purely tangential, and thus involves no plating, and no dissipation. There is thus no resistance to such a motion in the model. The plating rate is independent of the antisymmetric tensor $\Gamma_{[ij]}$.

The independence of the plating rate (and thus the constitutive laws) on the antisymmetric tensor $\Gamma_{[ij]}$ will be seen for a number of grain geometries, in particular those geometries where the vectors \mathbf{R} joining grain centres are parallel the normals \mathbf{n} of the grain boundaries. Mathematically, this is straightforward to see from the plating rate expression in (24): the second rank tensor $R_i n_j$ is a symmetric tensor if \mathbf{R} is parallel to \mathbf{n} , and thus will yield zero when contracted with the antisymmetric tensor $\Gamma_{[ij]}$. Again, with the grain centres fixed, a uniform microrotation of the grains leads to purely tangential motion at the grain boundary.

In 3D there is an additional degeneracy in the rheology. When \mathbf{R} and \mathbf{n} are parallel, the plating rate (24) is also independent of $K_{kk} = \nabla \cdot \boldsymbol{\omega}$, and thus so is the dissipation. This arises because a relative rotation of neighbouring grains about an axis perpendicular to the grain boundary involves purely tangential motion at the boundary, and thus no plating. Such a mode of deformation does not occur in 2D. For a 2D isotropic medium there is only a single angular viscosity coefficient that describes the resistance to relative rotation of grains; for a 3D isotropic medium there are in general three such viscosity coefficients, where the one associated with $\nabla \cdot \boldsymbol{\omega}$ will vanish when \mathbf{R} and \mathbf{n} are parallel.

A wide range of artificial grain geometries have the property that the vectors \mathbf{R} joining grain centres are parallel to the normals \mathbf{n} of the grain boundaries. For example, an artificial grain geometry could be obtained from a Voronoi tessellation, and this tessellation has the property that the lines joining the generator points across each cell boundary are normal to the boundary, and thus allow pure tangential motion to occur with a uniform microrotation of the grains [23]. Moreover, generalisations of the Voronoi tessellation, such as Laguerre tessellations, also have this property, and thus grain geometries produced by software such as Neper [25] would also allow uniform microrotations of grains about their generator points to occur without plating. In 3D, all normal tessellations with convex grains are Laguerre tessellations (see Theorem 3.2 of [26]).

However, not all artificial grain geometries have \mathbf{R} and \mathbf{n} parallel, and indeed the 2D irregular hexagons described by Wheeler [13] give an example where \mathbf{R} and \mathbf{n} are not parallel. The tiling of irregular hexagons is not in general a Voronoi or Laguerre tiling, although a subset are. Even for the geometries where \mathbf{R} and \mathbf{n} are not parallel there are modes of deformation that can occur without plating. However, these modes now include both the symmetric and antisymmetric parts of the tensor Γ_{ij} . It was shown in [13] that for the irregular hexagon any constant multiple of

$$\underline{\underline{\Gamma}} = \left(\hat{\mathbf{B}}_2 \cdot \mathbf{N}_3 \right) \mathbf{B}_1 \otimes \mathbf{N}_1 + \left(\hat{\mathbf{B}}_3 \cdot \mathbf{N}_1 \right) \mathbf{B}_2 \otimes \mathbf{N}_2 + \left(\hat{\mathbf{B}}_1 \cdot \mathbf{N}_2 \right) \mathbf{B}_3 \otimes \mathbf{N}_3 \quad (94)$$

can occur without plating.

9.1. Grain boundary sliding

It seems rather unsatisfactory to have a rheological model that allows some modes of deformation to occur without any resistance. It suggests that additional physical processes should be considered that describe resistance to such modes. An obvious example of such an additional process is the resistance to grain boundary sliding [4, 27]. This is often modelled as if there were a thin layer of fluid of viscosity η_{gb} at the grain boundary that resists shearing motion. The effective viscosity tensors for this process can be derived in exactly the same way as those for the plating resistance by matching the dissipation, and the detailed calculations are given in Appendix A. In the case of 2D regular hexagons, the relevant viscosities including both plating resistance

and sliding resistance are given in dimensional form as

$$\zeta = \frac{1}{72} \frac{kTd^3}{\delta D^{\text{gb}}\Omega}, \quad (95)$$

$$\eta = \frac{1}{144} \frac{kTd^3}{\delta D^{\text{gb}}\Omega} + \frac{1}{4} \eta_{\text{gb}} \frac{d}{\delta}, \quad (96)$$

$$\kappa = \frac{1}{2} \eta_{\text{gb}} \frac{d}{\delta}, \quad (97)$$

$$\mu = \frac{1}{6480} \frac{kTd^5}{\delta D^{\text{gb}}\Omega} + \frac{1}{4} \eta_{\text{gb}} \frac{d^3}{\delta}. \quad (98)$$

Figure 3 illustrates the grain-scale deformation associated with each viscosity coefficient. The expressions for the effective bulk and shear viscosity for regular hexagons are well-established results (e.g. [20, 21, 27]); the novel results here are explicitly identifying the microrotational viscosity κ and the angular viscosity μ . Both the plating and sliding resistance to relative rotation of grains has been described by other authors in the context of determining the rotation rate of an individual grain when a torque is applied [28–30]. The novelty here is to relate this resistance to relative rotation to the angular viscosity μ of a micropolar fluid. The inclusion of resistance to grain boundary sliding leads to a non-zero microrotational viscosity κ , and formally removes the degeneracy in the rheology. However, having significant resistance to grain boundary sliding also changes the effective shear viscosity (96), with the consequence that if $\eta_{\text{gb}} \gg kTd^2/(D^{\text{gb}}\Omega)$ the effective shear viscosity depends linearly on the grain size rather than the cubic dependence typical for Coble creep. But if the resistance to sliding is weak, one will still then find modes of deformation which are only weakly resisted [13].

An important feature of a micropolar continuum that is distinct from a classical Cauchy continuum is the existence of a characteristic length scale of the medium. One way of defining this characteristic length scale is from the balance of the terms $\mu \nabla^2 \boldsymbol{\omega}$ and $4\kappa \boldsymbol{\omega}$ in equation (93), which defines the characteristic length scale

$$l = \frac{1}{2} \sqrt{\frac{\mu}{\kappa}}. \quad (99)$$

The behaviour of the micropolar medium is different depending on whether the imposed scales of deformation L are significantly larger or smaller than the characteristic length scale l of the medium. If $L \gg l$, then the resistance to relative rotation of the grains can be neglected throughout most of the fluid, with the exception of thin boundary layers of thickness l . Significant gradients in the microrotation rate only occur across these boundary layers. Outside these boundary layers, the equations describing the medium can be simplified to those of a reduced micropolar continuum (see Appendix B for a detailed discussion of this limit). On the other hand, if $L \ll l$, then angular resistance dominates, and a gradient in microrotation rate can exist across the domain.

The characteristic length scale l depends on the grain size, but is potentially much larger than the grain size. Consider the case where resistance to grain-boundary sliding

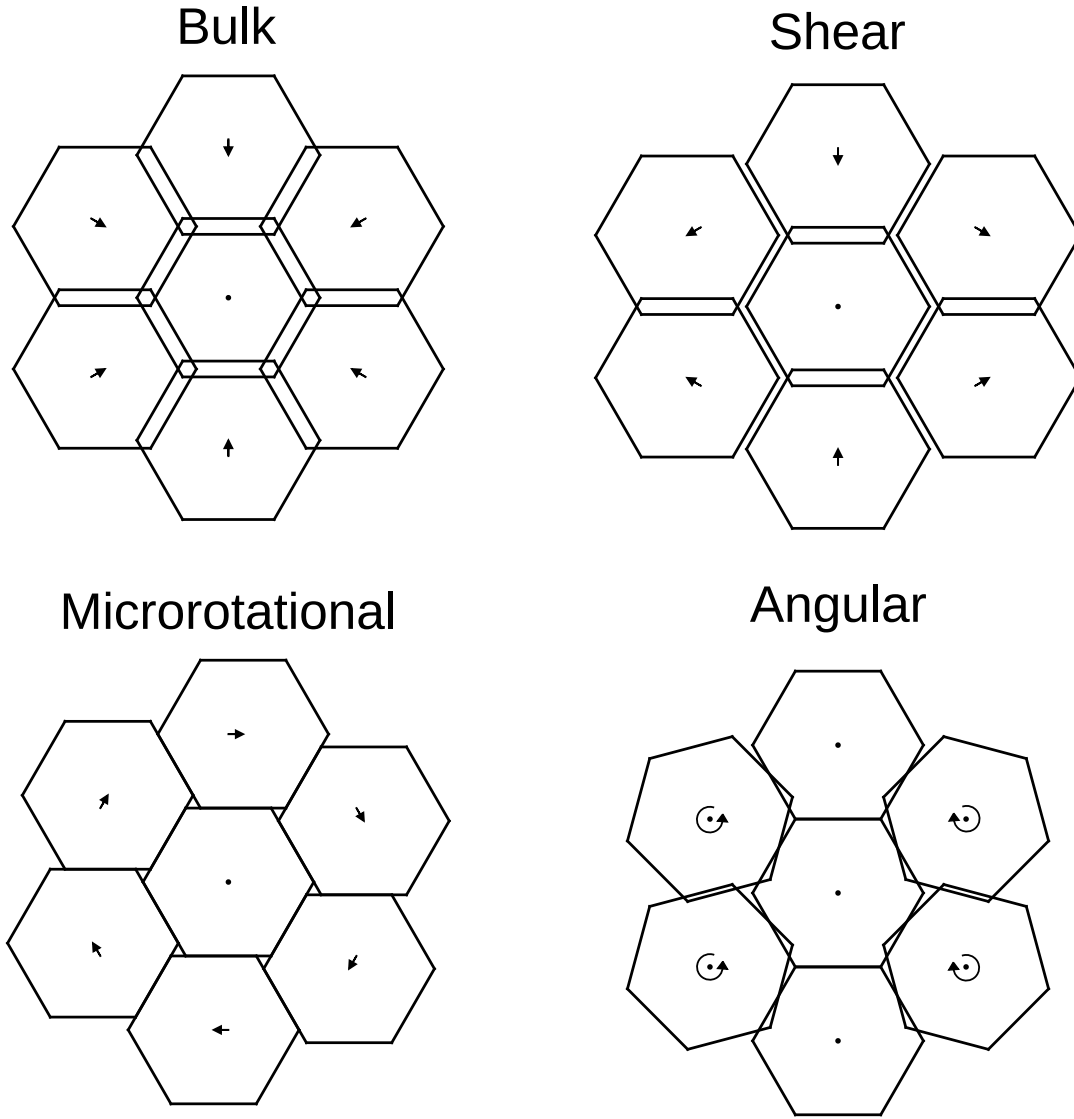


Figure 3. Examples of the different modes of deformation for a tiling of regular hexagons. In each case the frame of reference is such that the central grain is stationary (neither translating nor rotating). Straight arrows indicate the velocities of the centres of each grain, curved arrows indicate the sense of grain rotation. The hexagonal grains have been displaced by finite amounts to show their motions, but the theory described in the text concerns infinitesimal motions only. Regions of overlap and gaps between grains must be accommodated by plating out or removal of material. Bulk deformation involves purely plating; there is no sliding between grains. Shear deformation involves both plating and sliding. Microrotational deformation involves pure sliding; in the example shown none of the individual grains rotate, but the grain centres undergo a rotation. Angular deformation occurs when there is relative rotation between neighbouring grains; such deformation involves both plating and sliding.

is weak, $\eta_{\text{gb}} \ll kTd^2/(D^{\text{gb}}\Omega)$. Substitution of (97) and (98) into (99) then yields

$$l = \frac{d^2}{36\sqrt{10}} \sqrt{\frac{kT}{\eta_{\text{gb}}D^{\text{gb}}\Omega}} \quad (100)$$

which demonstrates explicitly that the characteristic length scale of the micropolar medium is not simply the grain size. Another way of writing (100) is in terms of the effective shear viscosity for pure Coble creep, $\eta_{\text{Coble}} = kTd^3/(144\delta D^{\text{gb}}\Omega)$, and for pure grain-boundary-sliding, $\eta_{\text{gbs}} = \eta_{\text{gb}}d/(4\delta)$,

$$l = \frac{d}{6\sqrt{10}} \sqrt{\frac{\eta_{\text{Coble}}}{\eta_{\text{gbs}}}} \quad (101)$$

which demonstrates that the characteristic length scale l can be significantly greater than the grain size if the resistance to grain boundary sliding is weak ($\eta_{\text{gbs}} \ll \eta_{\text{Coble}}$).

9.2. Constraints

An alternative method for removing the degeneracy without invoking resistance to grain boundary sliding is by imposing additional constraints on the allowable deformation. A simple example of a constraint is that of incompressibility where one demands that $\nabla \cdot \mathbf{v} = 0$ everywhere, or equivalently that $\Gamma_{kk} = 0$, and the bulk viscosity ζ becomes effectively infinite (see appendix C). A similar constraint is added in some micropolar models to demand that rotations are constrained as $\boldsymbol{\omega} = \frac{1}{2}\nabla \times \mathbf{v}$ everywhere, or equivalently that $\Gamma_{[ij]} = 0$, and the microrotational viscosity κ becomes effectively infinite.

In adding constraints on the deformation, one should justify them based on the microscale physics. It is straightforward to consider microphysical assumptions that impose incompressibility. While here the constitutive laws were derived under the assumption that the triple lines where grain boundary meet act as sources and sinks of vacancies [19, 21, 31], one can instead consider microphysical models where this is not the case and one has to balance fluxes of vacancies at the triple lines and this naturally leads to an incompressible rheology [13, 19, 20]. While having constrained rotations would remove the degeneracy without invoking the resistance to grain boundary sliding, there does not seem to be an obvious micromechanical mechanism that imposes such a constraint.

10. Conclusions

Here we have presented a new perspective on diffusion creep by identifying an equivalent micropolar fluid model that shares the same dissipation and kinematics as the discrete collection of grains. We have shown how the effective constitutive tensors can be obtained for both Nabarro-Herring (volume diffusion) and Coble (grain-boundary diffusion) creep. Specific calculations have been performed for a periodic array of hexagons undergoing Coble creep in two dimensions.

For most practical purposes identifying a material undergoing diffusion creep with a Newtonian viscous fluid in the classical Cauchy continuum framework is appropriate.

However, there are cases where using the more general micropolar framework developed here may be beneficial. Most obviously, the addition of rotational degrees of freedom to the continuum description allows one to describe grain rotation. Including micropolar effects will be particularly important whenever the length scales of deformation approach those of the characteristic length scale of the micropolar medium; this may be important in problems where localisation of deformation occurs (e.g. shear banding). Even in problems where deformation occurs at length scales much larger than the characteristic length scale, inclusion of rotational degree of freedoms are important for determining the effective viscosities when the microstructure is anisotropic (Appendix B, [6, 32]).

There are several natural avenues for future research. In this work specific calculations were only performed in the very simplest case of Coble creep in two-dimensions because it is straightforward to solve the relevant equations analytically. Detailed calculations could be performed in 3D for both Coble creep and Nabarro-Herring creep, but these involve numerical computation. We demonstrated that consideration of plating resistance alone leads to a degenerate rheology, and consideration of other physical processes, such as the resistance to grain boundary sliding, are necessary to remove this degeneracy. The physics of grain boundaries were treated here in a very simple-minded way, offering just a Newtonian viscous resistance to sliding. Future work should consider a better description of the physics of the grain boundaries, e.g. a detailed consideration of grain boundary energies and grain boundary migration. We have also addressed here only the instantaneous deformation of the material; there is a lot of work that still that needs to be done to explore how the microstructure evolves during deformation, and how that influences subsequent deformation. Finally, there is the prospect that future laboratory experiments may place constraints on the appropriate micropolar constitutive tensors for diffusion creep.

References

- [1] R.L. Coble, *A Model for Boundary Diffusion Controlled Creep in Polycrystalline Materials*, J. Appl. Phys. 34 (1963), pp. 1679–1682.
- [2] F.R.N. Nabarro, *Deformation of crystals by the motion of single ions*, in *Rep. a Conf. Strength Solids*. Physical Society, London, 1948, pp. 75–90.
- [3] C. Herring, *Diffusional Viscosity of a Polycrystalline Solid*, J. Appl. Phys. 21 (1950), pp. 437–445.
- [4] I.M. Lifshitz, *On the theory of diffusion-viscous flow of polycrystalline bodies*, Sov. Phys. JETP 17 (1963), pp. 1349–1367.
- [5] M. Godio, I. Stefanou, K. Sab, J. Sulem, and S. Sakji, *A limit analysis approach based on Cosserat continuum for the evaluation of the in-plane strength of discrete media: Application to masonry*, Eur. J. Mech. A/Solids 66 (2017), pp. 168–192.
- [6] P. Trovalusci and R. Masiani, *Non-linear micropolar and classical continua for anisotropic discontinuous materials*, Int. J. Solids Struct. 40 (2003), pp. 1281–1297.
- [7] I. Vardoulakis, *Cosserat Continuum Mechanics*, Lecture Notes in Applied and Computational Mechanics Vol. 87, Springer International Publishing, Cham, 2019.
- [8] R.J. Twiss, B.J. Souter, and J.R. Unruh, *The effect of block rotations on the global seismic moment tensor and the patterns of seismic P and T axes*, J. Geophys. Res. Solid Earth 98 (1993), pp. 645–674.
- [9] R.J. Twiss, *An asymmetric micropolar moment tensor derived from a discrete-block model for a rotating granular substructure*, Bull. Seismol. Soc. Am. 99 (2009), pp. 1103–1131.
- [10] R. Abreu, J. Kamm, and A.S. Reiß, *Micropolar modelling of rotational waves in seismology*, Geophys. J. Int. 210 (2017), pp. 1021–1046.

- [11] R. Abreu, C. Thomas, and S. Durand, *Effect of observed micropolar motions on wave propagation in deep Earth minerals*, Phys. Earth Planet. Inter. 276 (2018), pp. 215–225.
- [12] P. Cordier, S. Demouchy, B. Beausir, V. Taupin, F. Barou, and C. Fressengeas, *Disclinations provide the missing mechanism for deforming olivine-rich rocks in the mantle*, Nature 507 (2014), pp. 51–56.
- [13] J. Wheeler, *Anisotropic rheology during grain boundary diffusion creep and its relation to grain rotation, grain boundary sliding and superplasticity*, Philos. Mag. 90 (2010), pp. 2841–2864.
- [14] A.C. Eringen, *Theory of Micropolar Fluids*, J. Math. Mech. 16 (1966).
- [15] V.A. Eremeyev, L.P. Lebedev, and H. Altenbach, *Foundations of Micropolar Mechanics*, SpringerBriefs in Applied Sciences and Technology, Springer Berlin Heidelberg, Berlin, Heidelberg, 2013.
- [16] I. Stefanou, J. Sulem, and H. Rattez, *Cosserat Approach to Localization in Geomaterials*, in *Handb. Nonlocal Contin. Mech. Mater. Struct.*, Springer International Publishing, 2017, pp. 1–25.
- [17] G. Łukaszewicz, *Micropolar Fluids*, Modeling and Simulation in Science, Engineering and Technology, Birkhäuser Boston, Boston, MA, 1999.
- [18] N. Charalambakis, *Homogenization techniques and micromechanics. A survey and perspectives*, Appl. Mech. Rev. 63 (2010), pp. 1–10.
- [19] J.F. Rudge, *The Viscosities of Partially Molten Materials Undergoing Diffusion Creep*, J. Geophys. Res. Solid Earth 123 (2018), pp. 10,534–10,562.
- [20] J.R. Spingarn and W.D. Nix, *Diffusional creep and diffusionally accommodated grain rearrangement*, Acta Metall. 26 (1978), pp. 1389–1398.
- [21] A.C.F. Cocks and A.A. Searle, *Cavity growth in ceramic materials under multiaxial stress states*, Acta Metall. Mater. 38 (1990), pp. 2493–2505.
- [22] P.M. Hazzledine and J.H. Schneibel, *Theory of coble creep for irregular grain structures*, Acta Metall. Mater. 41 (1993), pp. 1253–1262.
- [23] H. Weber, H. Balke, and W. Pompe, *High temperature creep of polycrystals with randomly oriented grain boundaries*, Comput. Mater. Sci. 5 (1996), pp. 238–242.
- [24] J.M. Ford, J. Wheeler, and A.B. Movchan, *Computer simulation of grain-boundary diffusion creep*, Acta Mater. 50 (2002), pp. 3941–3955.
- [25] R. Quey and L. Renversade, *Optimal polyhedral description of 3D polycrystals: Method and application to statistical and synchrotron X-ray diffraction data*, Comput. Methods Appl. Mech. Eng. 330 (2018), pp. 308–333.
- [26] C. Lautensack and S. Zuyev, *Random Laguerre tessellations*, Adv. Appl. Probab. 40 (2008), pp. 630–650.
- [27] W. Beere, *Stresses and deformation at grain boundaries*, Philos. Trans. R. Soc. London. Ser. A, Math. Phys. Sci. 288 (1978), pp. 177–196.
- [28] D. Moldovan, D. Wolf, and S.R. Phillpot, *Theory of diffusion-accommodated grain rotation in columnar polycrystalline microstructures*, Acta Mater. 49 (2001), pp. 3521–3532.
- [29] K. Harris, V. Singh, and A. King, *Grain rotation in thin films of gold*, Acta Mater. 46 (1998), pp. 2623–2633.
- [30] B.N. Kim, K. Hiraga, and K. Morita, *Viscous grain-boundary sliding and grain rotation accommodated by grain-boundary diffusion*, Acta Mater. 53 (2005), pp. 1791–1798.
- [31] Y. Takei and B.K. Holtzman, *Viscous constitutive relations of solid-liquid composites in terms of grain boundary contiguity: 1. Grain boundary diffusion control model*, J. Geophys. Res. Solid Earth 114 (2009), pp. 1–19.
- [32] N. Fantuzzi, P. Trovalusci, and R. Luciano, *Material Symmetries in Homogenized Hexagonal-Shaped Composites as Cosserat Continua*, Symmetry (Basel). 12 (2020), p. 441.
- [33] B.N. Kim, K. Hiraga, K. Morita, H. Yoshida, and B.W. Ahn, *Viscous grain-boundary sliding with rotating particles or grains*, Acta Mater. 57 (2009), pp. 5730–5738.
- [34] E.F. Grekova, M.A. Kulesh, and G.C. Herman, *Waves in linear elastic media with microrotations, part 2: Isotropic reduced Cosserat model*, Bull. Seismol. Soc. Am. 99 (2009),

- pp. 1423–1428.
- [35] E.F. Grekova and R. Abreu, *Isotropic Linear Viscoelastic Reduced Cosserat Medium: an Acoustic Metamaterial and a First Step to Model Geomedium*, in *Adv. Struct. Mater.*, Vol. 108, Springer Verlag, 2019, pp. 165–185.
 - [36] M.D. Graham, *Microhydrodynamics, Brownian Motion, and Complex Fluids*, Cambridge University Press, 2018 sep.
 - [37] É. Guazzelli and J.F. Morris, *A physical introduction to suspension dynamics*, Cambridge University Press, 2011 jan.

Appendix A. Resistance to grain-boundary sliding

A simple way to model grain-boundary sliding is to treat the interface between grains as if it were a thin layer of viscous fluid that offers resistance to being sheared [e.g. 4, 27, 33]. The resistance can be characterised by averaged dissipation over the grain in the form

$$\Psi = \frac{\eta_{\text{gb}}}{2V\delta} \int |\mathbf{n} \times \Delta \mathbf{v}|^2 dS \quad (\text{A1})$$

where η_{gb} is the effective shear viscosity of the grain boundary, and δ is its effective thickness. Using the notion of equivalent dissipation, the effective constitutive tensors can be obtained by matching (A1) and (21) with (14). In what follows we will use dimensionless variables, where C_{ijkl} is scaled on $\eta_{\text{gb}}d/\delta$, B_{ijkl} on $\eta_{\text{gb}}d^2/\delta$ and D_{ijkl} on $\eta_{\text{gb}}d^3/\delta$. From (21) it follows that

$$(\mathbf{n} \times \Delta \mathbf{v})_p = a_{pkl} \Gamma_{kl} + b_{pkl} K_{kl} \quad (\text{A2})$$

where

$$a_{pkl} = \epsilon_{pqk} n_q R_l, \quad (\text{A3})$$

$$b_{pkl} = c_{pk} R_l, \quad (\text{A4})$$

$$c_{pk} = (\mathbf{d} \cdot \mathbf{n}) \delta_{pk} - d_p n_k. \quad (\text{A5})$$

It follows that

$$C_{ijkl} = \frac{1}{2V} \int (\delta_{ik} - n_i n_k) R_j R_l dS, \quad (\text{A6})$$

$$B_{ijkl} = -\frac{1}{2V} \int (\mathbf{d} \times \mathbf{n})_i n_k R_j R_l dS, \quad (\text{A7})$$

$$D_{ijkl} = \frac{1}{2V} \int c_{pi} c_{pk} R_j R_l dS. \quad (\text{A8})$$

A.1. Irregular hexagons

For the irregular hexagons described in subsection 8.2, the expressions in (A6), (A7), and (A8) reduce to

$$C_{ijkl} = \frac{1}{V} \sum_{f=1}^3 \left(\delta_{ik} - N_i^f N_k^f \right) R_j^f R_l^f l_f, \quad (\text{A9})$$

$$B_{3jkl} = \frac{1}{2V} \sum_{f=1}^3 (\mathbf{R}_f \cdot \mathbf{B}_f) N_k^f R_j^f R_l^f, \quad (\text{A10})$$

$$D_{3j3l} = \frac{1}{4V} \sum_{f=1}^3 (\mathbf{R}_f \cdot \mathbf{N}_f)^2 R_j^f R_l^f l_f. \quad (\text{A11})$$

A.2. Regular hexagons

In the special case of regular hexagons, isotropy imposes that the constitutive tensors take the form in (86), (87), and (88) in terms of the four constants ζ , η , κ , and μ . These constants can be determined from the tensor invariants,

$$C_{iikk} = 4\zeta = 0, \quad (\text{A12})$$

$$C_{ijij} = 2\zeta + 4\eta + 2\kappa = 2, \quad (\text{A13})$$

$$C_{ijji} = 2\zeta + 4\eta - 2\kappa = 0, \quad (\text{A14})$$

$$D_{3j3j} = 2\mu = \frac{1}{2}, \quad (\text{A15})$$

where the units are such that the perpendicular distance between opposite sides of the hexagon equals 1. It follows that

$$\zeta = 0, \quad \eta = \frac{1}{4}, \quad \kappa = \frac{1}{2}, \quad \mu = \frac{1}{4}, \quad (\text{A16})$$

where it should be noted that ζ , η , and κ are scaled by $\eta_{\text{gb}} d / \delta$ and μ by $\eta_{\text{gb}} d^3 / \delta$. The result that $\eta = 1/4$ is in complete agreement with the results obtained by [13, 27, 33]. The new results here are for the micropolar constants κ and μ .

Appendix B. Reduced micropolar continuum

A micropolar medium has an intrinsic characteristic length scale l . If variations in the flow happen on much longer scales, say a length scale L , with $L \gg l$, then the constitutive laws can be further simplified to a reduced micropolar model outside any boundary layers (e.g. [34, 35]). If η is a typical viscosity, the constitutive tensors in (12) and (13) scale as $C_{ijkl} \sim \eta$, $B_{ijkl} \sim \eta l$, and $D_{ijkl} \sim \eta l^2$. If $\dot{\epsilon}$ is a typical strain rate, then $\Gamma_{ij} \sim \dot{\epsilon}$ and $K_{ij} \sim \dot{\epsilon} / L$. By keeping terms only at leading order in the small parameter l/L , the balance laws (1) and (2) become

$$\sigma_{ij,j} = 0, \quad (\text{B1})$$

$$\epsilon_{ijk} \sigma_{jk} = 0, \quad (\text{B2})$$

and the constitutive law simplifies to

$$\sigma_{ij} = C_{ijkl}\Gamma_{kl}. \quad (\text{B3})$$

In this reduced micropolar continuum, couple stresses are negligible ($\chi_{ij} = 0$), the dissipation is independent of K_{ij} (the gradient in microrotation rate), and the force-stress tensor σ_{ij} is symmetric (equation (B2)). It was under these assumptions that the calculations of Wheeler [13] were made, and we will show now that the more general micropolar continuum considered here reduces to that of Wheeler [13] with these additional assumptions.

It is helpful to decompose both the Cosserat tensor Γ_{ij} and the force-stress tensor σ_{ij} into their symmetric and antisymmetric parts, as illustrated for Γ_{ij} in equations (8), (9), and (10). The constitutive law in (B3) can be written as

$$\sigma_{(ij)} = C_{(ij)(kl)}\Gamma_{(kl)} + C_{(ij)[kl]}\Gamma_{[kl]}, \quad (\text{B4})$$

$$\sigma_{[ij]} = C_{[ij](kl)}\Gamma_{(kl)} + C_{[ij][kl]}\Gamma_{[kl]}, \quad (\text{B5})$$

where round brackets (ij) represent the symmetric part, and square brackets $[ij]$ represent the antisymmetric part. Note that due to the major symmetry $C_{ijkl} = C_{klij}$, we have that $C_{[ij](kl)} = C_{(kl)[ij]}$.

Antisymmetric second-rank tensors can be conveniently represented using pseudo-vectors, which we will define for the Cosserat tensor Γ_{ij} as

$$\Gamma_k^\times = \frac{1}{2}\epsilon_{kij}\Gamma_{ij}, \quad (\text{B6})$$

$$\Gamma_{[ij]} = \epsilon_{ijk}\Gamma_k^\times, \quad (\text{B7})$$

using the superscript \times to denote the pseudo-vector. The pseudo-vector σ_k^\times similarly relates to the antisymmetric part of the force-stress tensor $\sigma_{[ij]}$. Note from (10) that $\Gamma_k^\times = \omega_k - \frac{1}{2}\Omega_k$, and so Γ_k^\times represents the relative rate of grain rotation with respect to the rotation of the grain centres.

The viscosity tensors in (B4) and (B5) can be simplified by introducing a symmetric second-rank tensor A_{pq} as

$$A_{pq} = \frac{1}{4}\epsilon_{pij}\epsilon_{qkl}C_{ijkl}, \quad (\text{B8})$$

$$C_{[ij][kl]} = \epsilon_{pij}\epsilon_{qkl}A_{pq}, \quad (\text{B9})$$

and a third-rank pseudo-tensor E_{pij} as

$$E_{pij} = \frac{1}{2}\epsilon_{pkl}C_{(ij)kl}, \quad (\text{B10})$$

$$C_{(ij)[kl]} = \epsilon_{pkl}E_{pij}. \quad (\text{B11})$$

Note that E_{pij} is symmetric on its last two indices, $E_{pij} = E_{pji}$. For an isotropic medium, $A_{pq} = \kappa\delta_{pq}$ where κ is the microrotation viscosity, and E_{pij} vanishes. The

constitutive laws in (B4) and (B5) can be written as

$$\sigma_{(ij)} = C_{(ij)(kl)}\Gamma_{(kl)} + 2E_{kij}\Gamma_k^\times, \quad (\text{B12})$$

$$\sigma_i^\times = E_{ikl}\Gamma_{(kl)} + 2A_{ik}\Gamma_k^\times. \quad (\text{B13})$$

Equation (B2) implies that $\sigma_i^\times = 0$, which when combined with (B13) places a constraint on the allowable motions. If the second-rank symmetric tensor A_{ik} is invertible, this constraint can be explicitly written as giving the relative rotation rate pseudo-vector Γ_k^\times in terms of the symmetric strain-rate tensor as

$$\Gamma_k^\times = -\frac{1}{2}A_{kp}^{-1}E_{pij}\Gamma_{(ij)}. \quad (\text{B14})$$

The result in (B14) is analogous to the expressions which determine the rotation rate of a rigid particle embedded in a viscous fluid undergoing shear (e.g. [36, 37]). In these analogous problems the torque on the rigid particle can be related to the relative rotation rate of the particle and the far-field strain rate through resistance tensors, and the particle rotation rate can be determined by a condition of zero net torque. Equation (B14) can substituted into the constitutive law (B12) for the symmetric part of the stress tensor and thus show that the medium behaves as a classical Cauchy continuum governed by

$$\sigma_{(ij),j} = 0, \quad (\text{B15})$$

$$\sigma_{(ij)} = \tilde{C}_{ijkl}\Gamma_{(kl)}, \quad (\text{B16})$$

$$\tilde{C}_{ijkl} = C_{(ij)(kl)} - E_{pij}A_{pq}^{-1}E_{qkl}, \quad (\text{B17})$$

where the degrees of freedom associated with the microrotations have been eliminated. Note that the effective viscosity tensor \tilde{C}_{ijkl} satisfies both the major and the minor symmetries ($\tilde{C}_{ijkl} = \tilde{C}_{jikl}$), and that it differs in general from $C_{(ij)(kl)}$. Thus while the effective medium behaves as a Cauchy continuum, one cannot neglect the rotational degrees of freedom when determining the effective viscosity tensor. Only when the third-rank pseudo-tensor E_{kij} vanishes will $\tilde{C}_{ijkl} = C_{(ij)(kl)}$, which can occur when certain symmetries are present. For example, in 3D, E_{kij} vanishes when the grain geometry is invariant under the crystallographic point groups 432 , $\bar{4}3m$, or $m\bar{3}m$. If only plating resistance is considered, both E_{kij} and A_{ij} vanish for any grain geometry for which the vector \mathbf{R} joining grain centres is parallel to the grain boundary normal \mathbf{n} , as the plating rate (and thus dissipation) is then independent of Γ_k^\times . When E_{kij} vanishes, the translational motion is decoupled from the rotational motion, and provided A_{ij} is invertible, the microrotation rate is constrained to be half the vorticity, $\boldsymbol{\omega} = \frac{1}{2}(\nabla \times \mathbf{v})$. If, however, both the tensor E_{kij} and the tensor A_{ij} vanish (e.g. zero microrotation viscosity κ in the isotropic case), the microrotation rate $\boldsymbol{\omega}$ is unconstrained.

When the grain geometry has \mathbf{R} parallel to \mathbf{n} , and the resistance to grain boundary sliding is included, but relatively weak compared with the plating resistance, then the effective viscosity tensor is dominated by the plating resistance, with $\tilde{C}_{ijkl} \approx C_{(ij)(kl)}$. However, the relative rotation rate Γ_k^\times of the grains is determined purely by the resistance to grain boundary sliding (Appendix A), as the tensors A_{ij} and E_{kij} depend only on the sliding resistance. The third-rank pseudo-tensor $A_{kp}^{-1}E_{pij}$ in (B14) is independent of the grain boundary sliding viscosity η_{gb} and depends only on the geometry of the grain.

Wheeler [13] performed the same eliminations leading to (B14) and (B17) for the specific case of hexagons in 2D. In a 2D medium, there is only a single non-zero component Γ_3^\times representing the relative rotation rate, and only the A_{33} and E_{3ij} components of the appropriate viscosity tensors are non-zero. The 2D eliminations yield

$$\Gamma_3^\times = -\frac{1}{2} \frac{E_{3ij}}{A_{33}} \Gamma_{(ij)}, \quad (\text{B18})$$

$$\tilde{C}_{ijkl} = C_{(ij)(kl)} - \frac{E_{3ij} E_{3kl}}{A_{33}}, \quad (\text{B19})$$

and the dimensionless tensors describing plating resistance for hexagons are given explicitly as

$$C_{(ij)(kl)} = \frac{1}{48V} \sum_{f=1}^3 \left(N_i^f R_j^f + N_j^f R_i^f \right) \left(N_k^f R_l^f + N_l^f R_k^f \right) l_f^3, \quad (\text{B20})$$

$$E_{3ij} = \frac{1}{24V} \sum_{f=1}^3 \left(N_i^f R_j^f + N_j^f R_i^f \right) (\mathbf{N}_f \times \mathbf{R}_f)_3 l_f^3, \quad (\text{B21})$$

$$A_{33} = \frac{1}{48V} \sum_{f=1}^3 (\mathbf{N}_f \times \mathbf{R}_f)_3 (\mathbf{N}_f \times \mathbf{R}_f)_3 l_f^3. \quad (\text{B22})$$

Equation (23) in [13] is a special case of (B18), and equation (B19) can be used to reproduce the same constitutive laws as found by [13] for the cases where $A_{33} \neq 0$. As remarked above, for plating resistance both E_{3ij} and A_{33} vanish when \mathbf{N}_f and \mathbf{R}_f are parallel, which can be seen in the expressions in (B21) and (B22) in the dependence on the cross product $\mathbf{N}_f \times \mathbf{R}_f$. In such cases, one cannot make the elimination leading to (B19), and instead we simply have that the effective viscosity tensor is $\tilde{C}_{ijkl} = C_{(ij)(kl)}$. Wheeler [13] states that “no unique value of viscosity exists for the rheology of an array of regular hexagons” when only plating resistance is considered. He arrives at this conclusion based on taking different limits of an elimination similar to that in (B19); however such an elimination is not possible when A_{33} vanishes. By Neumann’s principle the effective viscosity tensor of an array of regular hexagonal grains is always isotropic. The shear viscosity is well defined and strictly positive; the degeneracy is simply that the microrotational viscosity vanishes when the only resistance to motion is plating.

Appendix C. Constraints

C.1. Incompressibility

Material models can be supplemented by constraints which forbid certain modes of deformation. An important example of this is an incompressibility constraint, which forbids bulk deformation ($\nabla \cdot \mathbf{v} = \Gamma_{kk} = 0$). The viscosity tensors here are derived assuming bulk deformation is possible, with potential sources and sinks of vacancies where grain boundaries meet [19, 21, 31]. The bulk deformation can be separated from the rest of the deformation by splitting the Cosserat tensor Γ_{ij} into an isotropic part

and a trace-free part as

$$\Gamma_{ij} = \frac{1}{N} \Gamma_{kk} \delta_{ij} + \Gamma_{\{ij\}} \quad (\text{C1})$$

$$\Gamma_{\{ij\}} = \Gamma_{ij} - \frac{1}{N} \Gamma_{kk} \delta_{ij}, \quad (\text{C2})$$

where N is the dimension of the space. Here curly brackets indicate a tensor that yields zero when contracted over the indices within the curly brackets.

For an incompressible medium, the dissipation depends only on the trace-free tensor $\Gamma_{\{ij\}}$. The constitutive laws in (12) and (13) are replaced by

$$\sigma_{ij} = -P \delta_{ij} + \sigma_{\{ij\}}, \quad (\text{C3})$$

$$\sigma_{\{ij\}} = C_{\{ij\}\{kl\}} \Gamma_{\{kl\}} + B_{\{ij\}kl} K_{kl}, \quad (\text{C4})$$

$$\chi_{ij} = B_{\{kl\}ij} \Gamma_{\{kl\}} + D_{ijkl} K_{kl}, \quad (\text{C5})$$

where P is the pressure, a Lagrange multiplier enforcing the incompressibility constraint [15]. The viscosity tensors derived here can be reduced to those for an incompressible medium as

$$C_{\{ij\}\{kl\}} = C_{ijkl} - \frac{1}{N} C_{ppkl} \delta_{ij} - \frac{1}{N} C_{ijqq} \delta_{kl} + \frac{1}{N^2} C_{ppqq} \delta_{ij} \delta_{kl}, \quad (\text{C6})$$

$$B_{\{ij\}kl} = B_{ijkl} - \frac{1}{N} B_{ppkl} \delta_{ij}. \quad (\text{C7})$$

For the 2D isotropic medium considered in (92) and (93), the effect of adding an incompressibility constraint is to replace the $\zeta \nabla (\nabla \cdot \mathbf{v})$ term in (92) by a $-\nabla P$ term.

C.2. Constrained rotations

Another constraint that can be considered is that of constrained rotations, where we demand that $\boldsymbol{\omega} = \frac{1}{2} \nabla \times \mathbf{v}$ everywhere, or equivalently that $\Gamma_{[ij]} = 0$. It follows that $K_{kk} = \nabla \cdot \boldsymbol{\omega} = 0$. A pseudo-vector Lagrange multiplier Q_k is introduced to enforce the pseudo-vector constraint that $\Gamma_k^\times = 0$ [15]. The constitutive laws in (12) and (13) are replaced by

$$\sigma_{ij} = Q_k \epsilon_{kij} + \sigma_{(ij)}, \quad (\text{C8})$$

$$\sigma_{(ij)} = C_{(ij)(kl)} \Gamma_{(kl)} + B_{(ij)kl} K_{kl}, \quad (\text{C9})$$

$$\chi_{ij} = B_{(kl)ij} \Gamma_{(kl)} + D_{ijkl} K_{kl}, \quad (\text{C10})$$

where the Lagrange multiplier represents the antisymmetric part of the stress tensor since $Q_k = \sigma_k^\times$. For micropolar media with constrained rotations, the microrotation velocity $\boldsymbol{\omega}$ can be eliminated from the governing equations as follows. The antisymmetric part of the force-stress tensor can be eliminated from the conservation laws (1) and (2) to yield

$$\sigma_{(ij),j} + \frac{1}{2} \epsilon_{ijk} \chi_{kl,l} = 0. \quad (\text{C11})$$

The above equation, combined with the constitutive laws (C9) and (C10) describe the micropolar medium with constrained rotations. In the case of the 2D isotropic medium considered in (92) and (93) the above can be simplified to

$$\zeta \nabla (\nabla \cdot \mathbf{v}) + \eta \nabla^2 \mathbf{v} - \frac{\mu}{4} \nabla^4 \mathbf{v} = \mathbf{0}. \quad (\text{C12})$$

This differs from the usual 2D Navier equation by the fourth order term, representing the resistance to relative rotations of the grains.