

On the Time Discretization of the Feynman-Kac Forward-Backward Stochastic Differential Equations for Value Function Approximation

Kelsey P. Hawkins, Ali Pakniyat, Panagiotis Tsiotras

Abstract—Novel numerical estimators are proposed for the forward-backward stochastic differential equations (FBSDE) appearing in the Feynman-Kac representation of the value function. In contrast to the current numerical method approaches based on discretization of the continuous-time FBSDE results, we propose a converse approach, by first obtaining a discrete-time approximation of the on-policy value function, and then developing a discrete-time result which resembles the continuous-time counterpart. This approach yields improved numerical estimators in the function approximation phase, and demonstrates enhanced error analysis for those value function estimators. Numerical results and error analysis are demonstrated on a scalar nonlinear stochastic optimal control problem, and they show improvements in the performance of the proposed estimators in comparison with the state-of-the-art methodologies.

I. INTRODUCTION

The Feynman-Kac representation theory and its associated forward-backward stochastic differential equations (FBSDEs) has been gaining traction as a framework to solve nonlinear stochastic control problems, including optimal control problems with quadratic cost [1], minimum-fuel (L_1 -running cost) problems [2], [3], differential games [4], and reachability problems [1], [5]. FBSDE-based numerical methods have also received interest from the mathematical finance community [6], [7], [8]. Although initial results demonstrate promise in terms of flexibility and theoretical validity, numerical algorithms which leverage this theory have not yet matured. For even modest problems, state-of-the-art algorithms can be unstable, producing value function approximations which quickly diverge. Producing more robust numerical methods is critical for the broader adoption of FBSDE methods for real-world tasks.

FBSDE numerical solution methods broadly consist of two steps, a forward pass, which generates Monte Carlo samples of the forward stochastic process, and a backward pass, which iteratively approximates the value function backwards in time. Typically, FBSDE methods perform this approximation using a least-squares Monte Carlo (LSMC) scheme, which implicitly solves the backward SDE with parametric function approximation [7]. The approximate value function fit in the backward pass is then used to improve sampling in an updated forward pass, leading to an iterative algorithm which, ideally, improves the approximation till convergence. Although FBSDE methods share a distinct similarity to differential dynamic programming (DDP) techniques [9], [10], [11], the latter are, in general, less flexible. For most

DDP applications, a strictly positive definite running cost with respect to the control is required for convergence [12, Section 2.2.3]. Furthermore, in DDP, the computation of first and second order derivatives of both dynamics and costs is necessary for the backward pass, making it challenging to apply this approach to problems where analytic derivatives are not available. In contrast, FBSDE techniques only require a good fit of the value function and the evaluation of the gradient of this value function to obtain the optimal control.

The flexibility of Feynman-Kac-based FBSDE algorithms stems from the intrinsic relationship between the solution of a broad class of second-order parabolic or elliptic PDEs to the solution of FBSDEs (see, e.g., [13, Chapter 7]), brought to prominence in [14], [15], [16]. Both Hamilton-Jacobi-Bellman (HJB) and Hamilton-Jacobi-Isaacs (HJI) second order PDEs, utilized for solving stochastic optimal control and stochastic differential game equations, respectively, can thus be solved via FBSDE methods, even when the costs and dynamics are nonlinear. This provides an alternative to the direct solution of PDEs, typically solved using grid-based methods such as the Level Set Toolbox [17], known for poor scaling in high dimensional state spaces ($n \geq 4$).

The primary advantage of Feynman-Kac-based FBSDE methods is that they produce an unbiased estimator for the value function associated with the HJB equations. However, a naïve application of the theory leads to estimators with high variance by producing sample trajectories away from the optimal ones. Recent work has shown that Girsanov's theorem can be used to change the sampling measure of the forward pass without adding intrinsic bias to the estimator [1], [2], [3]. That is, a change over probability spaces corresponds to the introduction of a drift to the forward SDE that can be employed to modify the sampling in the forward pass; this, in turn, requires appropriate accommodation of the change of measures in the backward pass.

In this work we investigate the discrete-time approximation of the backward SDE in the context of solving for the value function in the backward pass. Although some algorithms use analytic solutions of the backward SDEs over short intervals [7], for many nonlinear problems analytic solutions are not available. In this case, one can use Euler-Maruyama approximations for both the continuous-time forward and backward SDEs [1], to solve for the continuous-time value function. In this paper we propose to begin by forming the Euler-Maruyama approximation of the dynamics, costs, and value function, then target the discrete-time value function for approximation. Instead of approximating relationships arriving from Feynman-Kac FBSDE theory, we derive discrete-time relationships which resemble their

All authors are with the Georgia Institute of Technology, Atlanta, Georgia 30332-0250. Contact at {kphawkins,pakniyat,tsiotras}@gatech.edu
Support for this work has been provided by NSF award IIS-2008686.

continuous-time counterparts. By doing so, we arrive at a set of alternative estimators for the value function.

The primary contributions of this paper are as follows:

- Proposing a pair of alternative estimators for the value function for the backward pass of a Girsanov-shifted Feynman-Kac FBSDE numerical method.
- Characterizing the theoretical bias and variance of these estimators and showing its theoretic superiority to previously proposed estimators.
- Numerically confirming the theoretical results on a scalar nonlinear stochastic optimal control problem.

The structure of the paper is as follows. In Section II we introduce the stochastic optimal control problem we are interested in solving, as well as the continuous-time approach to solving for an on-policy value function using drifted FBSDEs. At the end of this section we describe a discrete-time method of approximating the backward SDE which we propose to improve upon. In Section III we discuss a novel approach to this theory, beginning by replacing the continuous-time problem with a discrete-time approximation. We then use discrete-time relationships to arrive at estimators which resemble the estimators arrived at through continuous-time theory. We also provide error analysis for the proposed estimators. Finally, in Section IV we present results from a numerical experiment which confirms the error analysis and that they perform better than previously proposed estimators.

II. CONTINUOUS-TIME FEYNMAN-KAC FBSDES

A. Stochastic Optimal Control Problem

We start with a complete, filtered probability space $(\Omega, \mathcal{F}, \{\mathcal{F}_t\}_{t \in [0, T]}, \mathbb{Q})$, on which $W_s^{\mathbb{Q}}$ is an n -dimensional standard Brownian (Wiener) process with respect to the probability measure \mathbb{Q} and adapted to the filtration $\{\mathcal{F}_t\}_{t \in [0, T]}$. Consider a stochastic nonlinear system governed by the Itô differential equation

$$dX_s = f(s, X_s, u_s) ds + \sigma(s, X_s) dW_s^{\mathbb{Q}}, \quad X_0 = x_0, \quad (1)$$

where X_s is a \mathcal{F}_s -progressively measurable state process on the interval $s \in [0, T]$ taking values in \mathbb{R}^n , $u_{[0, T]}$ is a progressively measurable input process on the same interval, taking values in the compact set $U \subseteq \mathbb{R}^m$, and $f : [0, T] \times \mathbb{R}^n \times U \rightarrow \mathbb{R}^n$, $\sigma : [0, T] \times \mathbb{R}^n \rightarrow \mathbb{R}^{n \times n}$ are the Markovian drift and diffusion functions, respectively. The cost associated with a given control signal $u_{[t, T]}$ is

$$S_t(u_{[t, T]}) := \int_t^T \ell(s, X_s, u_s) ds + g(X_T), \quad (2)$$

where $\ell : [0, T] \times \mathbb{R}^n \times U \rightarrow \mathbb{R}_+$ is the running cost, and $g : \mathbb{R}^n \rightarrow \mathbb{R}_+$ is the terminal cost. Let membership of a function in $C_b^{l, k}$ denote that the function and its partial derivatives in t of order $\leq l$ and in x of order $\leq k$ are continuous and bounded on its domain, defining C_b^k similarly. We assume the functions $f, a := \sigma\sigma^\top, \ell \in C_b^{1, 2}$, $g \in C_b^3$, and that σ^{-1} exists and is uniformly bounded on its domain.

The stochastic optimal control (SOC) problem is to determine the optimal value function

$$V^*(t, x) = \inf_{u_{[t, T]}} \{ \mathbf{E}_{\mathbb{Q}}^{t, x} [S_t(u_{[t, T]})] \}, \quad (\text{SOC})$$

where $\mathbf{E}_{\mathbb{Q}}^{t, x}[\cdot] := \mathbf{E}_{\mathbb{Q}}[\cdot | X_t = x]$ denotes the conditional expectation given $X_t = x_t$ in the probability measure \mathbb{Q} .

B. On-Policy Value Function

In numerical methods, optimal value functions and optimal policies can only be estimated, so in practice we work with generic Markov policies $\mu : [0, T] \times \mathbb{R}^n \rightarrow U$ and the value functions associated with them V^μ , and use iterative methods to approximate V^* and π^* from V^μ and μ . The on-policy value function V^μ is defined as

$$\begin{aligned} V^\mu(t, x) &= \mathbf{E}_{\mathbb{Q}}^{t, x} [S_t^\mu], \\ S_t^\mu &:= \int_t^T \ell_s^\mu ds + g(X_T), \end{aligned} \quad (3)$$

with the process X_s satisfying the forward SDE (FSDE)

$$dX_s = f_s^\mu ds + \sigma_s dW_s^{\mathbb{Q}}, \quad X_0 = x_0, \quad (4)$$

where we abbreviate $f^\mu := (t, x) \mapsto f(t, x, \mu(t, x))$, $f_s^\mu := (s) \mapsto f^\mu(s, X_s)$, and similarly for ℓ, σ . We call μ an admissible Markov policy if it is Borel-measurable and V^μ has a classic, unique, $C_b^{1, 2}$ solution for its associated Hamilton-Jacobi PDE

$$\begin{aligned} \partial_t V^\mu + \frac{1}{2} \text{tr}[\sigma\sigma^\top \partial_{xx} V^\mu] + (\partial_x V^\mu)^\top f^\mu + \ell^\mu \Big|_{t, x} &= 0, \\ V^\mu(T, x) &= g(x), \end{aligned} \quad (5)$$

for $(t, x) \in [0, T] \times \mathbb{R}^n$, where ∂_t and ∂_x are the partial derivative operators in t and x , and ∂_{xx} is the Hessian in x . Since the boundedness of σ^{-1} makes the PDE non-degenerate parabolic, a sufficient condition for the existence of a classical solution is that f^μ and ℓ^μ are in $C_b^{1, 2}$ [18, p. 156; Chapter 3, Theorem 4.2, Theorem 4.4]. The same reference guarantees $V^* \equiv V^{\pi^*}$.

C. On-Policy Backward SDE

The positivity of $\sigma\sigma^\top$ yields that (5) is a parabolic PDE and, hence, by the Feynman-Kac Theorem (see, e.g. [19]) it is linked to the solution (X_s, Y_s, Z_s) of the pair of FBSDEs composed of the FSDE (4) and the backward SDE (BSDE)

$$dY_s = -\ell_s^\mu ds + Z_s^\top dW_s^{\mathbb{Q}}, \quad Y_T = g(X_T), \quad (6)$$

where Y_s and Z_s are, respectively, one and n -dimensional adapted processes. Due largely to [13, Chapter 7, Theorem 4.5, (4.29)], we arrive at the following theorem.

Theorem II.1 (Feynman-Kac Representation). *For the solution (X_s, Y_s, Z_s) to the FBSDE characterized by (4) and (6), it holds that*

$$\begin{aligned} Y_s &= V^\mu(s, X_s), & s &\in [0, T], \\ Z_s &= \sigma_s^\top \partial_x V^\mu(s, X_s), & \text{a.e. } s &\in [0, T], \end{aligned} \quad (7)$$

\mathbb{Q} -almost surely (a.s.).

In numerical methods this theorem is often applied over short time intervals, leading to the following result.

Corollary II.1. Let (X_s, Y_s, Z_s) be the solution to the FBSDE characterized by (4) and (6), then

$$Y_t = \mathbf{E}_Q[\widehat{Y}_{t,\tau}^{\text{noisy}} | X_t] = \mathbf{E}_Q[\widehat{Y}_{t,\tau}^{\text{noiseless}} | X_t] = V^\mu(t, X_t), \quad (8)$$

Q-a.s. for $0 \leq t \leq \tau \leq T$ for

$$\widehat{Y}_{t,\tau} := Y_\tau - \Delta \widehat{Y}_{t,\tau}, \quad (9)$$

and where $\Delta \widehat{Y}_{t,\tau}$ is either

$$\Delta \widehat{Y}_{t,\tau}^{\text{noisy}} := - \int_t^\tau \ell_s^\mu ds + \int_t^\tau Z_s^\top dW_s^Q, \quad (10)$$

$$\text{or } \Delta \widehat{Y}_{t,\tau}^{\text{noiseless}} := - \int_t^\tau \ell_s^\mu ds. \quad (11)$$

□

The noisy relationship arises due to the fact that $\Delta \widehat{Y}_{t,\tau}^{\text{noisy}} = Y_\tau - Y_t$ and the X_t -measurability of Y_t . The noiseless relationship is proved by noting that the right integral of (11) is a martingale with value 0 at time t .

D. Least Squares Monte Carlo

Least squares Monte Carlo (LSMC) is a scheme for obtaining the parameters of a model of the value function V^μ , originally credited to [7]. The method comes about due to the following corollary, a result of the L_2 -projective properties of conditional expectation [20, Chapter 10.3, Property 11] applied to (8).

Theorem II.2. The minimizer ϕ^* of

$$\inf_{\phi \in L_2} \mathbf{E}_Q[(\widehat{Y}_{t,\tau} - \phi(X_t))^2], \quad (12)$$

over X_t -measurable square integrable variables $\phi(X_t)$ coincides with the value function $\phi^*(X_t) = V^\mu(t, X_t)$. □

In numerical methods, $\phi(x; \alpha)$ is a function representation with parameters $\alpha \in \mathcal{A}$ (we assume henceforth that it is $C^2(\mathbb{R}^n)$ for all choices of the parameters α). Let $\{(x_t^k, \widehat{y}_t^k)\}_{k=1}^M$ be a set of Monte Carlo samples approximating the joint distribution $(X_t, \widehat{Y}_{t,\tau})$, denoted as $\widehat{Q}_{(X_t, \widehat{Y}_{t,\tau})}$. The optimal parameters for this representation are found by minimizing

$$\begin{aligned} \alpha_t^* &:= \arg \min_{\alpha \in \mathcal{A}} \mathbf{E}_{\widehat{Q}}[(\widehat{Y}_{t,\tau} - \phi(X_t; \alpha_t))^2] \\ &= \arg \min_{\alpha \in \mathcal{A}} \sum_{k=1}^M \frac{1}{M} (\widehat{y}_t^k - \phi(x_t^k; \alpha_i))^2. \end{aligned} \quad (13)$$

When the function representation is linear in the parameters $\phi(x; \alpha) = \Phi(x)\alpha$ this optimization is linear least squares regression. The optimal parameters define the new approximate representation of the value function,

$$V^\mu(t, x) \approx \widetilde{V}^\mu(t, x) := \phi(x; \alpha_t^*). \quad (14)$$

E. Drifted FBSDE

We now show how an alternative pair of *drifted* FBSDEs with a different trajectory distribution can be used to estimate the same value function V^μ . Starting with a new, complete, filtered probability space $(\Omega, \mathcal{F}, \{\mathcal{F}_t\}_{t \in [0, T]}, \mathbf{P})$, let K_s be a given \mathcal{F}_s -progressively measurable and bounded process on the interval generating the forward SDE,

$$dX_s = K_s ds + \sigma_s dW_s^P, \quad X_0 = x_0, \quad (15)$$

where W_s^P is Brownian in \mathbf{P} . Consider further the corresponding drifted backward SDE,

$$dY_s = -(\ell_s^\mu + Z_s^\top D_s) ds + Z_s^\top dW_s^P, \quad Y_T = g(X_T), \quad (16)$$

where

$$D_s := \sigma_s^{-1}(\ell_s^\mu - K_s). \quad (17)$$

Under very mild conditions on K_s , Girsanov's theorem [21, Chapter 5, Theorem 10.1] can be used to show that the solution (X_s, Y_s, Z_s) to this FBSDE also solves the on-policy FBSDE characterized by (4) and (6). The following drifted representation theorem can then be proved.

Theorem II.3. For the solution (X_s, Y_s, Z_s) to the drifted FBSDE characterized by (15) and (16), it holds that

$$\begin{aligned} Y_s &= V^\mu(s, X_s), & s \in [0, T], \\ Z_s &= \sigma_s^\top \partial_x V^\mu(s, X_s), & \text{a.e. } s \in [0, T], \end{aligned} \quad (18)$$

P-a.s. □

As before, the relationship over short intervals follows.

Corollary II.2. Let (X_s, Y_s, Z_s) be the solution to the drifted FBSDE characterized by (15) and (16), then,

$$Y_t = \mathbf{E}_P[\widehat{Y}_{t,\tau}^{\text{noisy}} | X_t] = \mathbf{E}_P[\widehat{Y}_{t,\tau}^{\text{noiseless}} | X_t] = V^\mu(t, X_t), \quad (19)$$

P-a.s. for $0 \leq t \leq \tau \leq T$ for

$$\widehat{Y}_{t,\tau} := Y_\tau - \Delta \widehat{Y}_{t,\tau}, \quad (20)$$

where $\Delta \widehat{Y}_{t,\tau}$ is either

$$\Delta \widehat{Y}_{t,\tau}^{\text{noisy}} := - \int_t^\tau (\ell_s^\mu + Z_s^\top D_s) ds + \int_t^\tau Z_s^\top dW_s^P, \quad (21)$$

$$\text{or } \Delta \widehat{Y}_{t,\tau}^{\text{noiseless}} := - \int_t^\tau (\ell_s^\mu + Z_s^\top D_s) ds. \quad (22)$$

□

The results of Section II-D hold true when the measure \mathbf{Q} is replaced with \mathbf{P} . We can interpret this result in the following sense. As long as the diffusion function σ is the same as in the on-policy formulation, we can pick an arbitrary process K_s to be the drift term, which generates a distribution for the forward process X_s in the corresponding measure \mathbf{P} . The BSDE yields an expression for Y_t using the same process W_s^P as used in the FSDE. The term $Z_s^\top D_s$ acts as a correction in the BSDE to compensate for changing the drift of the FSDE. We can again use the minimization (13) to approximate the value function V^μ , the only difference being that (x_t^k, \widehat{y}_t^k) are now samples approximating the distribution

$P_{(X_t, \widehat{Y}_{t,\tau})}$. Although used in the construction of the value function, the measure Q does not require approximation to solve for the value function.

It should be highlighted that K_s need not be a deterministic function of the random variable X_s , as is the case with f_s^μ . For instance, it can be selected as the function $K_s(\omega) = h(s, X_s(\omega), \omega)$ for some appropriate function h , producing a non-trivial joint distribution for the random variables (X_t, K_t) .

F. Euler-Maruyama FBSDE Approximation

Many approaches to solving the FBSDEs, e.g. [1], propose approximating both the forward and backward steps with Euler-Maruyama-like SDE approximations. For the drifted FSDE the approximation is

$$X_\tau - X_t = K_t \Delta t + \sigma_t (\Delta t)^{1/2} \Delta W_t, \quad (23)$$

where $\Delta t := \tau - t$. For the drifted BSDE step variable we use in LSMC, we have

$$\widehat{Y}_{t,\tau} = V(\tau, X_\tau) - \Delta \widehat{Y}_{t,\tau}, \quad (24)$$

where $\Delta \widehat{Y}_{t,\tau}$ is either

$$\Delta \widehat{Y}_{t,\tau}^{\text{noisy}} = -(\ell_t^\mu + Z_\tau^\top D_t) \Delta t + Z_\tau^\top (\Delta t)^{1/2} \Delta W_t, \quad (25)$$

$$\text{or } \Delta \widehat{Y}_{t,\tau}^{\text{noiseless}} = -(\ell_t^\mu + Z_\tau^\top D_t) \Delta t. \quad (26)$$

The variable Z_τ is evaluated at the end of the interval so that it can utilize the latest approximation of the value function gradient. The primary contribution of this paper, discussed in the next section, is proposing new estimators for $\widehat{Y}_{t,\tau}$ to be used in the LSMC function regression.

III. FORWARD-BACKWARD DIFFERENCE EQUATIONS

In the previous section we presented results from continuous-time FBSDE theory, then used standard methods in SDE approximation to form a discrete-time approximation of the forward and backward SDEs. In this section we propose the converse approach: begin by forming a discrete-time approximation of the dynamics and value function, then rediscover relationships which resemble those arrived at previously. In doing so, we make two contributions: first, we arrive at better estimators compared to direct discretization of continuous time relations because we are able to exploit characteristics of the discrete-time formulation the continuous-time problem obscures, and, secondly, we provide a discrete-time intuition for what the continuous-time theory is actually doing. Due to space limitations, we present the theorems without proofs.

A. Discrete Time SOC Approximation

The interval $[0, T]$ is partitioned into N subintervals of length Δt with the partition $\{t_0 = 0, t_1 = \Delta t, \dots, t_{N-1} = T - \Delta t, t_N = T\}$. We abbreviate variables $X_{t_i} := X_i$ for brevity. Let $(\widetilde{\Omega}, \widetilde{\mathcal{F}}, \{\widetilde{\mathcal{F}}_i\}_{i \in \{0, \dots, N\}}, \widetilde{Q})$ be the discrete-time filtered probability space where W_i^Q is a discrete

time Brownian process in \widetilde{Q} such that $W_i^Q \sim \mathcal{N}(0, I_n)$ is normally distributed. The on-policy FSDE is

$$X_{i+1} - X_i = F_i^\mu + \Sigma_i W_i^Q, \quad X_0 = x_0, \quad (27)$$

where, using the Euler-Maruyama approximation method,

$$F_i^\mu := f(t_i, x, \mu_i(x)) \Delta t, \quad \Sigma_i(x) := \sigma(t_i, x) \sqrt{\Delta t}, \quad (28)$$

and the on-policy value function is

$$V_i^\mu(x) := \mathbf{E}_{\widetilde{Q}}^{i,x} \left[\sum_{j=i}^{N-1} L_j^\mu + g(X_N) \right], \quad (29)$$

where

$$L_i^\mu := \ell(t_i, x, \mu_i(x)) \Delta t. \quad (30)$$

The value function satisfies the on-policy Bellman equation

$$V_i^\mu(X_i) = L_i^\mu + \mathbf{E}_{\widetilde{Q}_{i+1}[\mu_i]}^{i,x} [V_{i+1}^\mu(X_{i+1})]. \quad (31)$$

The SOC problem restricted to the discrete-time approximation satisfies the optimal Bellman equation

$$V_i^*(x) = \min_{u_i \in U} \{Q_i^*(x, u_i)\}, \quad (32)$$

where Q_i^* is the optimal Q-value function

$$Q_i^*(x, u_i) = L_i(x, u_i) + \mathbf{E}_{\widetilde{Q}_{i+1}[u_i]}^{i,x} [V_{i+1}^*(X_{i+1})]. \quad (33)$$

Further, an optimal policy satisfies the inclusion

$$\pi_i^*(x) \in \arg \min_{u_i \in U} \{Q_i^*(x, u_i)\}. \quad (34)$$

B. Discrete-Time BSDE Approximation

For the discrete-time value function $\{V_i^\mu\}_i$ and forward process $\{X_i\}_i$ we define the process $\{Y_i := V_i^\mu(X_i)\}_i$. Further, we define the term ΔY_i as one that satisfies the backward difference,

$$Y_i = Y_{i+1} - \Delta Y_i. \quad (35)$$

In our numerical methods, we use estimators $\bar{Y}_{i+1} \approx Y_{i+1}$ and $\Delta \widehat{Y}_i \approx \Delta Y_i$ to obtain a combined estimator

$$\widehat{Y}_i := \bar{Y}_{i+1} - \Delta \widehat{Y}_i. \quad (36)$$

with the interpretation $\widehat{Y}_i \approx V_i^\mu(X_i)$. Both \bar{Y}_{i+1} and $\Delta \widehat{Y}_i$ can be chosen according to different approximation schemes; these choices are investigated in the later parts of this section. These approximation schemes assume the availability of some approximate representation of the next step representation of the value function $\widetilde{V}_{i+1}^\mu \approx V_{i+1}^\mu$, as well as its derivatives, and they produce a representation $\widetilde{V}_i^\mu \approx V_i^\mu$ using LSMC.

C. On-Policy Taylor-Expanded BSDE

We now propose an alternative expression for $\Delta\widehat{Y}_i$, the discrete analogue to the on-policy terms defined in (10) and (11). This method of approximation uses second order Taylor-expansions and the on-policy Bellman equation to produce a similar but more accurate backward step,

$$\Delta\widehat{Y}_i^{Taylor} := -L_i^\mu + \widetilde{Z}_{i+1}^\top W_i^Q + \frac{1}{2} \text{tr}(\widetilde{M}_{i+1}(W_i^Q W_i^{Q\top} - I)), \quad (37)$$

where

$$\widetilde{Z}_{i+1} := \Sigma_i^\top \partial_x \widetilde{V}_{i+1}^\mu(\overline{F}_i^\mu), \quad (38)$$

$$\widetilde{M}_{i+1} := \Sigma_i^\top \partial_{xx} \widetilde{V}_{i+1}^\mu(\overline{F}_i^\mu) \Sigma_i, \quad (39)$$

and $\overline{F}_i^\mu := X_i + F_i^\mu$. If we compare (37) to the previous method, it is different in two ways. First, the gradient of the value function is evaluated at \overline{F}_i^μ instead of X_{i+1} . Second, the trace term does not appear in the previous method, though its appearance in this equation is not uncommon. Note that this term has zero mean since $\mathbf{E}_Q[W_i^Q W_i^{Q\top} | X_i] = I$. In the continuous-time counterpart, these second order effects are infinitesimally small, but in a discrete-time approximation they can no longer be ignored.

The following theorem suggests that this choice of approximation of ΔY_i has relatively small residual error.

Theorem III.1. *The choice (37) is an unbiased estimator of the actual value function difference $\Delta Y_i := V_{i+1}^\mu(X_{i+1}) - V_i^\mu(X_i)$, i.e.,*

$$\mathbf{E}_{\widetilde{Q}}[\Delta\widehat{Y}_i | X_i] = \mathbf{E}_{\widetilde{Q}}[\Delta Y_i | X_i]. \quad (40)$$

Further, its residual error is

$$\Delta Y_i - \Delta\widehat{Y}_i = \delta_{i+1}^{\Delta\widehat{Y}} - \mathbf{E}_{\widetilde{Q}}[\delta_{i+1}^{\Delta\widehat{Y}} | X_i], \quad (41)$$

$$\delta_{i+1}^{\Delta\widehat{Y}} := \widetilde{\delta}_{i+1}^3 + \delta\widetilde{V}_{i+1}^\mu, \quad (42)$$

where $\widetilde{\delta}_{i+1}^3$ is the 3rd and higher order and higher terms in the Taylor expansion of $\widetilde{V}_{i+1}^\mu(X_{i+1})$ centered at $\overline{F}_i^\mu := X_i + F_i^\mu$.

In general, the Taylor expansion residual $\widetilde{\delta}_{i+1}^3$ has a small mean due to the following result.

Proposition III.1. *Of the higher order terms in the Taylor expansion residual $\widetilde{\delta}_{i+1}^3$, the terms with odd order have zero mean when conditioned on X_i , starting with the third order terms.*

Further, under a very basic function approximation scheme, we can dismiss this term entirely.

Proposition III.2. *If the value function approximation \widetilde{V}_{i+1}^μ is quadratic then $\widetilde{\delta}_{i+1}^3 \equiv 0$.*

Note that this does not require the true value function to be quadratic, only its approximation. Although using a less expressive representation in this way improves the error coming from the term $\widetilde{\delta}_{i+1}^3$, there may be a trade-off in terms of increasing the magnitude of error in $\delta\widetilde{V}_{i+1}^\mu$, since the function V_{i+1}^μ might be less appropriately modeled.

The most remarkable aspect of Proposition III.2 is that it suggests that for linear-quadratic-regulator (LQR) problems these estimators are exact up to function approximation error, due to the fact that for LQR problems V_i^μ itself is quadratic and its best function approximation is in the class of quadratic functions. This provides a fundamental guarantee for these estimators.

D. Estimators of \overline{Y}_{i+1}

We propose two potential estimators for $\overline{Y}_{i+1} \approx V_{i+1}^\mu(X_{i+1})$ in (36). First, we can use the value function approximation associated with the previous backward step to reestimate the \overline{Y}_{i+1} values,

$$\overline{Y}_{i+1}^{reestimate} = \widetilde{V}_{i+1}^\mu(X_{i+1}). \quad (43)$$

We can also choose an estimate expression $\overline{Y}_{i+1}^{noiseless}$ which ends up cancelling out the terms with W_i^Q in them, leaving only

$$\widehat{Y}_i^{noiseless} = L_i^\mu + \widetilde{V}_{i+1}^\mu(\overline{F}_i^\mu) + \frac{1}{2} \text{tr}(\widetilde{M}_{i+1}), \quad (44)$$

in place of (36). The following theorem establishes the error analysis of these estimators.

Theorem III.2. *The bias of the reestimate estimator is*

$$\mathbf{E}_{\widetilde{Q}}[Y_i - \widehat{Y}_i^{reestimate} | X_i] = \mathbf{E}_{\widetilde{Q}}[\delta\widetilde{V}_{i+1}^\mu | X_i], \quad (45)$$

and the variance of the estimator is

$$\text{Var}_{\widetilde{Q}}[\widehat{Y}_i^{reestimate} | X_i] = \text{Var}_{\widetilde{Q}}[\widetilde{\delta}_{i+1}^3 | X_i]. \quad (46)$$

The bias of the noiseless estimator is

$$\mathbf{E}_{\widetilde{Q}}[Y_i - \widehat{Y}_i^{noiseless} | X_i] = \mathbf{E}_{\widetilde{Q}}[\delta\widetilde{V}_{i+1}^\mu + \widetilde{\delta}_{i+1}^3 | X_i], \quad (47)$$

and the variance of the estimator is

$$\text{Var}_{\widetilde{Q}}[\widehat{Y}_i^{noiseless} | X_i] = 0. \quad (48)$$

□

This theorem shows that the *reestimate* condition has less bias than the *noiseless* condition, but is a higher variance estimator. Since it is not immediately clear which condition is superior, we examine both methods and compare their associated results in Section IV.

E. Drifted Taylor-Expanded BSDE

We now offer a discrete-time approximation of the drifted off-policy FBSDEs. Let $(\widetilde{\Omega}, \widetilde{\mathcal{F}}, \{\mathcal{F}_i\}_{i \in \{0, \dots, N\}}, \widetilde{\mathbb{P}})$ be an alternative discrete-time filtered probability space where W_i^P is the associated Brownian process. Define also on this space the process $\{K_i\}_{i=0}^{N-1}$ which may be selected using the function $K_i(\omega) = h_i(X_i(\omega), \omega)$. We assume K_i is bounded, $\widetilde{\mathcal{F}}_i$ -measurable, and independent of W_i^P . Further, we assume K_i is Markovian with respect to X_i .

Choose as the FSDE

$$X_{i+1} - X_i = K_i + \Sigma_i W_i^P, \quad X_0 = x_0. \quad (49)$$

We choose for the backward step variable, instead of (37),

$$\begin{aligned} \Delta \widehat{Y}_i^{\text{drift}} &:= -L_i^\mu + \widetilde{Z}_{i+1}^\top W_i^P - \widetilde{Z}_{i+1}^\top D_i \\ &\quad + \frac{1}{2} \text{tr}(\widetilde{M}_{i+1}(W_i^P W_i^{P\top} - I - D_i D_i^\top)), \end{aligned} \quad (50)$$

where

$$D_i := \Sigma_i^{-1}(F_i^\mu - K_i), \quad (51)$$

$$\widetilde{Z}_{i+1} := \Sigma_i^\top \partial_x \widetilde{V}_{i+1}^\mu(\overline{K}_i), \quad (52)$$

$$\widetilde{M}_{i+1} := \Sigma_i^\top \partial_{xx} \widetilde{V}_{i+1}^\mu(\overline{K}_i) \Sigma_i, \quad (53)$$

$$\overline{K}_i := X_i + K_i. \quad (54)$$

The only difference between these discrete-time off-policy FBSDEs and their on-policy equivalents is the drift term K_i in the FSDE and the two terms with D_i in the BSDE. Indeed, when $K_i = F_i^\mu$ then $D_i = 0$ and the pair returns to the on-policy form, making the proposed off-policy method a generalization of the on-policy method.

Proposition III.3. *The choice (50) yields the same residual error (41) as in Theorem III.1,*

$$\Delta Y_i - \Delta \widehat{Y}_i = \delta_{i+1}^{\Delta \widehat{Y}} - \mathbf{E}_{\widetilde{Q}}[\delta_{i+1}^{\Delta \widehat{Y}} | X_i]. \quad (55)$$

The reestimate estimator remains $\overline{Y}_{i+1}^{\text{reestimate}} = \widetilde{V}_{i+1}^\mu(X_{i+1})$ but the *noiseless* condition now resolves to

$$\begin{aligned} \widehat{Y}_i^{\text{noiseless}} &= L_i^\mu + \widetilde{V}_{i+1}^\mu(\overline{K}_i) + \widetilde{Z}_{i+1}^\top D_i \\ &\quad + \frac{1}{2} \text{tr}(\widetilde{M}_{i+1}(I + D_i D_i^\top)). \end{aligned} \quad (56)$$

Note that the residual error $\Delta Y_i - \Delta \widehat{Y}_i$ is a random variable whose distribution depends on the measure. Since we are now constructing the measure \widetilde{P} instead of \widetilde{Q} , this estimator is no longer unbiased. The error analysis for the estimators of $Y_i = V_i^\mu(X_i)$ require a slight modification.

Theorem III.3. *For the solution of the FBSDEs in the drifted measure \widetilde{P} , the bias of each of the estimators given in Section III-D is*

$$\mathbf{E}_{\widetilde{P}}[Y_i - \widehat{Y}_i | X_i] = \mathbf{E}_{\widetilde{Q}}[Y_i - \widehat{Y}_i | X_i] + \varepsilon_{i+1}^{\text{P|Q}}, \quad (57)$$

where the first term is the bias given in Theorem III.2 and

$$\varepsilon_{i+1}^{\text{P|Q}} := \mathbf{E}_{\widetilde{P}}[\delta_{i+1}^{\Delta \widehat{Y}} | X_i] - \mathbf{E}_{\widetilde{Q}}[\delta_{i+1}^{\Delta \widehat{Y}} | X_i], \quad (58)$$

and the variance of the estimator is equivalent

$$\text{Var}_{\widetilde{P}}[\widehat{Y}_i | X_i] = \text{Var}_{\widetilde{Q}}[\widehat{Y}_i | X_i]. \quad (59)$$

We can characterize this added bias exclusively in the measure \widetilde{P} using the next result.

Proposition III.4. *The added bias depends on the conditional covariance between the error $\delta_{i+1}^{\Delta \widehat{Y}}$ and the variable $\varphi(D_i, W_i^P)$,*

$$\varepsilon_{i+1}^{\text{P|Q}} = -\text{Cov}_{\widetilde{P}}[\varphi(D_i, W_i^P), \delta_{i+1}^{\Delta \widehat{Y}} | X_i], \quad (60)$$

where

$$\varphi(d, w) := \exp\left(-\frac{1}{2}\|d\|^2 + d^\top w\right). \quad (61)$$

Further, this error is bounded as

$$|\varepsilon_{i+1}^{\text{P|Q}}| \leq (\mathbf{E}_{\widetilde{P}}[\exp(\|D_i\|^2) | X_i] - 1)^{1/2} \text{Var}_{\widetilde{P}}[\delta_{i+1}^{\Delta \widehat{Y}} | X_i]^{1/2}. \quad (62)$$

It is a property of the function φ that $\mathbf{E}_{\widetilde{P}}[\varphi(D_i, W_i^P) | X_i] = 1$, so the magnitude of the first term in (60) does not affect the bias. It is also remarkable that if $\varphi(D_i, W_i^P)$ and $\delta_{i+1}^{\Delta \widehat{Y}}$ are conditionally independent given X_i (e.g., if $\delta_{i+1}^{\Delta \widehat{Y}}$ is constant given X_i), then $\varepsilon_{i+1}^{\text{P|Q}} = 0$.

Although the error bound suggests that the bias grows rapidly with the magnitude $\|D_i\|$, when the magnitude $\|D_i\|$ is small, the first term in the product does not grow much faster than linearly. To illustrate the effect of $\|D_i\|$ on the error bound, consider a one-dimensional problem where we select $K_i = F_i^\mu + a$ for some random variable a with bounded magnitude $|a| \leq \log(2)^{1/2} \Sigma_i$ a.s., where $\log(2)^{1/2} \approx 0.8$. It subsequently follows that $\exp(\|D_i\|^2) - 1 \leq 1$ a.s., and thus the first term in (62) is less than or equal to 1. This suggests that, in general, the magnitude of the difference $F_i^\mu - K_i$ should be proportional to the diffusion Σ_i . In addition, the bias depends on the local variance of the error term $\delta_{i+1}^{\Delta \widehat{Y}}$, so constant offsets in error do not affect the bias. Further, it is still the case that if the value function approximation is quadratic then the higher order terms $\widetilde{\delta}_{i+1}^3$ drop out.

These analytical results justify the assumption that for appropriately chosen K_i , the choice of (50) represents a low bias, low variance approximator for the BSDE step. It also provides guidance for how to select K_i .

IV. NUMERICAL RESULTS

We evaluated these estimators on a 1-dimensional problem with dynamics and costs

$$\begin{aligned} f(t, x, u) &= 0.1(x - 3)^2 + 0.2u, & x_0 &= 7 \\ \ell(t, x, u) &= 12|x - 6| + 0.4u^2, & g(x) &= 25x^2, \end{aligned}$$

for a time interval of length $T = 10$, and noise $\sigma = 0.8$. The ground-truth optimal value function is computed by directly evaluating the optimal Bellman equation using a finely grided state space and $N = 200$ timesteps.

For the initial sampling distribution we select K_i according to $K_i = -0.2X_i$, which is equivalent to F_i^π with the sampling policy of $\pi_i(x) = -0.5(x - 3)^2 - x$. The distribution of trajectories for this policy and the optimal policy is visualized in Fig. 1, along with the optimal value function for the problem.

For each estimator in Table I a single forward pass is performed with the initial sampling policy and a single backward pass is performed with the target policy $\mu = \pi^*$ where π^* is the optimal policy obtained from the ground truth. We use Hermite polynomials to represent the value function basis functions. The resulting approximations are visualized in Fig. 2. There are two primary desirable traits in an estimator, namely, that it yields a good approximation of the value function in proximity to the sampling policy, and that the function approximation faithfully represents the value function when extrapolated outside this distribution. Although the differences between Fig. 2(a) and (b) are imperceptible, both outperform the Euler-Maruyama estimators.

TABLE I: Expressions for the proposed reestimate and noiseless estimators, as well as the competing Euler-Maruyama estimators (25), and (26) (used in [1]).

Estimator	$\hat{Y}_i =$
Noiseless	$L_i^\mu + \tilde{V}_{i+1}^\mu(\bar{K}_i) + \tilde{Z}_{i+1}^\top D_i + \frac{1}{2} \text{tr}(\tilde{M}_{i+1}(I + D_i D_i^\top))$
Reestimate	$\tilde{V}_{i+1}^\mu(X_{i+1}) + L_i^\mu - \tilde{Z}_{i+1}^\top W_i^P + \tilde{Z}_{i+1}^\top D_i + \frac{1}{2} \text{tr}(\tilde{M}_{i+1}(I + D_i D_i^\top - W_i^P W_i^{P\top}))$
Euler-Maruyama Noiseless [1]	$\tilde{V}_{i+1}^\mu(X_{i+1}) + L_i^\mu + \tilde{Z}_{i+1}^\top D_i$
Euler-Maruyama Noisy	$\tilde{V}_{i+1}^\mu(X_{i+1}) + L_i^\mu - \tilde{Z}_{i+1}^\top W_i^P + \tilde{Z}_{i+1}^\top D_i$

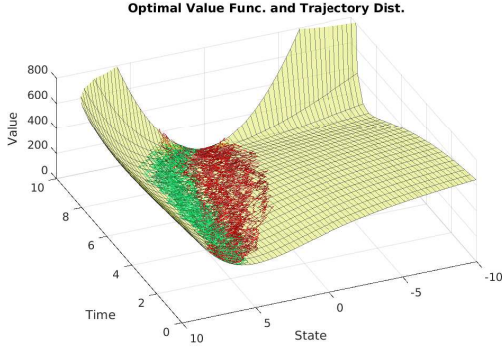


Fig. 1: Example problem with optimal value function (yellow surface), sampling policy trajectory distribution (red trajectories), and optimal policy distribution (green trajectories).

We next performed a series of experiments to investigate how each estimator performs under different algorithmic conditions, visualized in Fig. 3. For each condition 20 trials are run with a varying number of basis functions and trajectory samples. The metric in Fig. 3(a) is the average absolute deviation taken over the sampling policy distribution, then averaged over time, computed as

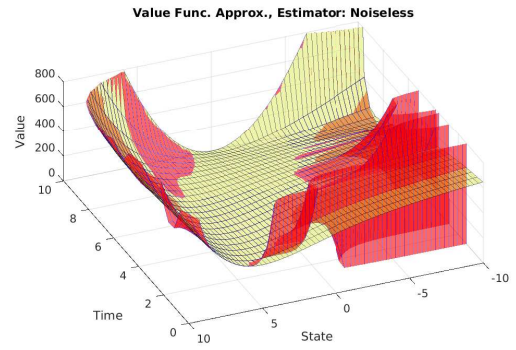
$$\sum_{i=1}^N \frac{1}{N} \mathbf{E}_{\tilde{p}}[|\tilde{V}_i(X_i) - V_i^*(X_i)|], \quad (63)$$

where \tilde{V} is the value function estimate and V^* is the ground truth. The metric in Fig. 3(b) is the percentage of values in the estimate which deviate largely from the ground truth uniformly over the region of interest (ROI) $x \in [-10, 10]$, then averaged over time, computed as

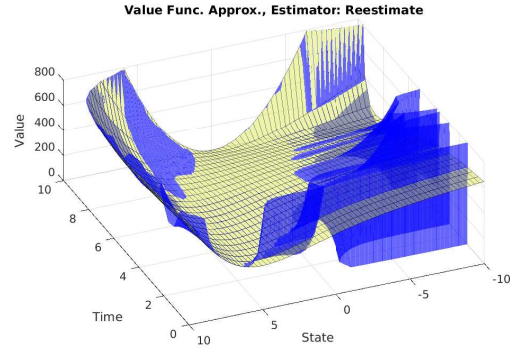
$$\sum_{i=1}^N \frac{1}{N} \int_{-10}^{10} \mathbf{1}[|\tilde{V}_i(x) - V_i^*(x)| > \varepsilon_i] dx, \quad (64)$$

where $\varepsilon_i := 3 \sigma_{[-10, 10]}[V_i^*(x)]$ is a multiple of the standard deviation of the ground truth over the ROI, and $\mathbf{1}$ is the indicator function. The metrics (63) and (64) measure local accuracy and extrapolation accuracy, respectively.

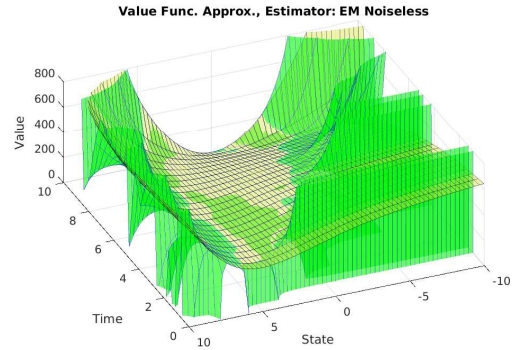
The results show that in all cases the proposed estimators perform as well as the Euler-Maruyama estimators and for the vast majority perform significantly better. Although the proposed estimators generally perform equally well, we can



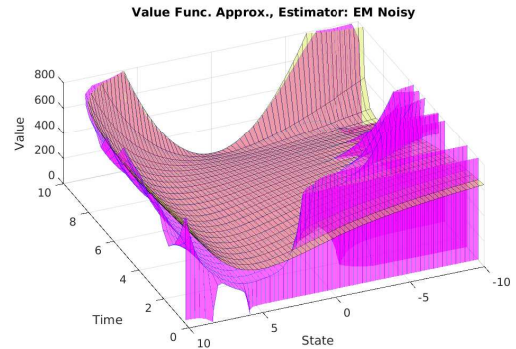
(a) Noiseless



(b) Reestimate



(c) Euler-Maruyama Noiseless [1]



(d) Euler-Maruyama Reestimate

Fig. 2: Optimal value function (yellow surface) and its approximation for each of the estimators in Table I. We use 7 basis functions and $M = 2000$ trajectory samples.

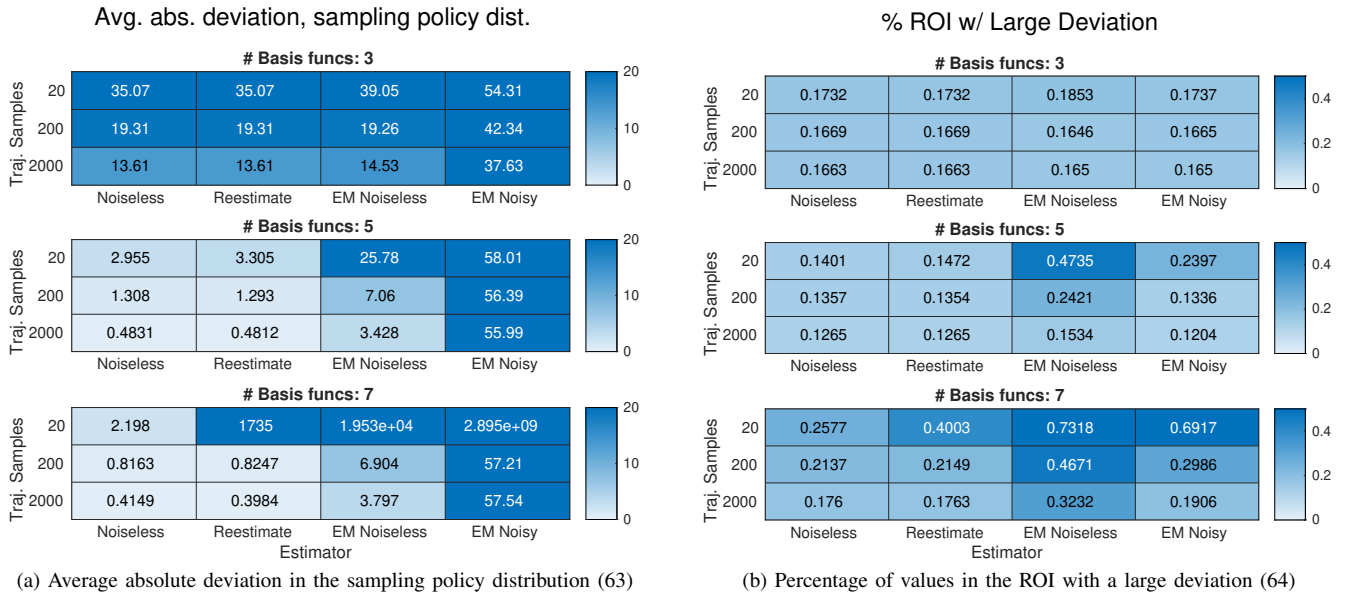


Fig. 3: Heatmaps of experiments comparing different estimators with varying numbers of basis functions and numbers of trajectory samples. Each matrix element is averaged over time and over 20 trials.

see a confirmation of the theory in the bottom left heatmap. The error analysis suggests that the reestimate estimator has lower bias but higher variance than the noiseless condition. When the number of trajectory samples is small and the number of basis functions is high, high variance in the estimator yields very poor performance. However, when $M = 2000$ samples are collected, the accuracy for reestimate is improved over the noiseless condition. In practice, it is likely that the low variance of the noiseless estimator is preferable to the slightly more bias it introduces.

V. CONCLUSION

In this paper we have proposed and justified novel numerical estimators for numerically solving Feynman-Kac FBSDEs. While we have evaluated their effectiveness on a nonlinear one dimensional problem with a single pair of forward and backward passes, future work could evaluate higher dimensional problems which require multiple iterative pairs of passes. In addition, the discrete-time approach used here can improve the selection of optimizing policies.

Acknowledgment: The authors would like to thank Evangelos Theodorou for many helpful discussions and comments.

REFERENCES

- [1] I. Exarchos and E. A. Theodorou, "Stochastic optimal control via forward and backward stochastic differential equations and importance sampling," *Automatica*, vol. 87, pp. 159–165, 2018.
- [2] I. Exarchos, E. A. Theodorou, and P. Tsiotras, "Stochastic $\$L^1\$$ -optimal control via forward and backward sampling," *Systems and Control Letters*, vol. 118, pp. 101–108, 2018.
- [3] —, "Stochastic Differential Games: A Sampling Approach via FBSDEs," *Dynamic Games and Applications*, 2018.
- [4] —, "Game-theoretic and risk-sensitive stochastic optimal control via forward and backward stochastic differential equations," in *Conference on Decision and Control, Las Vegas, Nevada*, 2016, pp. 6154–6160.
- [5] H. M. Soner and N. Touzi, "A stochastic representation for the level set equations," *Communications in Partial Differential Equations*, vol. 27, no. 9-10, pp. 2031–2053, 2002.
- [6] C. Bender and R. Denk, "A forward scheme for backward SDEs," *Stochastic Processes and their Applications*, 2007.
- [7] F. A. Longstaff and E. S. Schwartz, "Valuing American options by simulation: A simple least-squares approach," *Review of Financial Studies*, 2001.
- [8] J. Ma and J. Yong, *Forward-Backward Stochastic Differential Equations and their Applications*. Springer, 2007.
- [9] D. H. Jacobson and D. Q. Mayne, *Differential dynamic programming*. New York, NY: North-Holland, 1970.
- [10] E. A. Theodorou, Y. Tassa, and E. Todorov, "Stochastic differential dynamic programming," in *American Control Conference, Baltimore, Maryland*. IEEE, 2010, pp. 1125–1132.
- [11] Y. Tassa, T. Erez, and W. D. Smart, "Receding Horizon Differential Dynamic Programming," in *Advances in Neural Information Processing Systems 20*, 2008, pp. 1465–1472.
- [12] Y. Tassa, *Theory and Implementation of Biomimetic Motor Controllers (Ph.D. Thesis)*. Hebrew University of Jerusalem, 2011.
- [13] J. Yong and X. Y. Zhou, *Stochastic Controls: Hamiltonian Systems and HJB Equations*. Springer, 1999, vol. 43.
- [14] E. Pardoux and S. G. Peng, "Adapted solution of a backward stochastic differential equation," *Systems and Control Letters*, vol. 14, no. 1, pp. 55–61, 1990.
- [15] S. Peng, "Backward stochastic differential equations and applications to optimal control," *Applied Mathematics and Optimization*, vol. 27, no. 2, pp. 125–144, 1993.
- [16] N. El Karoui, S. Peng, and M. C. Quenez, "Backward stochastic differential equations in finance," *Mathematical Finance*, vol. 7, no. 1, pp. 1–71, 1997.
- [17] I. M. Mitchell, "A toolbox of level set methods," *Department of Computer Science, University of British Columbia, Vancouver, BC, Canada, Tech. Rep. TR-2004-09, July*, pp. 177–247, 2004.
- [18] W. H. Fleming and H. M. Soner, *Controlled Markov Processes and Viscosity Solutions*. Springer, 2006, vol. 25.
- [19] S. Peng, "Probabilistic interpretation for systems of quasilinear parabolic partial differential equations," *Stochastics Stochastics Rep.*, vol. 37, no. 1-2, pp. 61–74, 1991.
- [20] S. Resnick, *A Probability Path*. Birkhäuser Verlag AG, 2003.
- [21] W. H. Fleming and R. W. Rishel, "Deterministic and stochastic optimal control," *Bulletin of the American Mathematical Society*, vol. 82, pp. 869–870, 1976.