

Designing a Practical Degradation Model for Deep Blind Image Super-Resolution

Kai Zhang¹ Jingyun Liang¹ Luc Van Gool^{1,2} Radu Timofte¹

¹Computer Vision Lab, ETH Zurich, Switzerland ²KU Leuven, Belgium

{kai.zhang, jinliang, vangool, timofte}@vision.ee.ethz.ch

<https://github.com/cszn/BSRGAN>

Abstract

It is widely acknowledged that single image super-resolution (SISR) methods would not perform well if the assumed degradation model deviates from those in real images. Although several degradation models take additional factors into consideration, such as blur, they are still not effective enough to cover the diverse degradations of real images. To address this issue, this paper proposes to design a more complex but practical degradation model that consists of randomly shuffled blur, downsampling and noise degradations. Specifically, the blur is approximated by two convolutions with isotropic and anisotropic Gaussian kernels; the downsampling is randomly chosen from nearest, bilinear and bicubic interpolations; the noise is synthesized by adding Gaussian noise with different noise levels, adopting JPEG compression with different quality factors, and generating processed camera sensor noise via reverse-forward camera image signal processing (ISP) pipeline model and RAW image noise model. To verify the effectiveness of the new degradation model, we have trained a deep blind ESRGAN super-resolver and then applied it to super-resolve both synthetic and real images with diverse degradations. The experimental results demonstrate that the new degradation model can help to significantly improve the practicality of deep super-resolvers, thus providing a powerful alternative solution for real SISR applications.

1. Introduction

Single image super-resolution (SISR), which aims to reconstruct the natural and sharp detailed high-resolution (HR) counterpart \mathbf{x} from a low-resolution (LR) image \mathbf{y} [9, 44], has recently drawn significant attention due to its high practical value. With the advance of deep neural networks (DNNs), there is a dramatic upsurge of using feed-forward DNNs for fast and effective SISR [16, 22, 24, 45, 56]. This paper contributes to this strand.

Whereas SISR methods map an LR image onto an HR counterpart, degradation models define how to map an HR image to an LR one. Two representative degradation models are bicubic degradation [43] and traditional degradation [25, 42]. The former generates an LR image via bicubic interpolation. The latter can be mathematically modeled by

$$\mathbf{y} = (\mathbf{x} \otimes \mathbf{k}) \downarrow_s + \mathbf{n} \quad (1)$$

It assumes the LR image is obtained by first convolving the HR image with a Gaussian kernel (or point spread function) \mathbf{k} [11] to get a blurry image $\mathbf{x} \otimes \mathbf{k}$, followed by a downsampling operation \downarrow_s with scale factor s and an addition of white Gaussian noise \mathbf{n} with standard deviation σ . Specifically, the bicubic degradation can be viewed as a special case of traditional degradation as it can be approximated by setting a proper kernel with zero noise [3, 49]. The degradation model is generally characterized by several factors such as blur kernel and noise level. Depending on whether these factors are known beforehand or not, DNNs-based SISR methods can be broadly divided into non-blind methods and blind ones.

Early non-blind SISR methods were mainly designed for bicubic degradations [9]. Although significant improvements on the PSNR [24, 56] and perceptual quality [23, 45] have been achieved, such methods usually do not perform well on real images. It is worth noting that this also holds for deep models trained with a generative adversarial loss. The reason is that blur kernels play a vital role for the success of SISR methods [11] and a bicubic kernel is too simple. To remedy this, some works use a more complex degradation model which involves a blur kernel and additive white Gaussian noise (AWGN) and a non-blind network that takes the blur kernel and noise level as conditional inputs [3, 53]. Compared to methods based on bicubic degradation, these tend to be more applicable. Yet, they need an accurate estimation of the kernel and the noise level. Otherwise the performance deteriorates seriously [11]. Meanwhile, only a few methods are specially designed for the kernel estimation of SISR [3]. As a further step, some

blind methods propose to fuse the kernel estimation into the network design [15, 28]. But such methods still fail to produce visually pleasant results for most real images such as JPEG compressed ones. Along another line of blind SISR work with unpaired LR/HR training data, the kernel and the noise are first extracted from the LR images and then used to synthesize LR images from the HR images for paired training [19]. Notably, without kernel estimation, the blind model still has a promising performance. On the other hand, it is difficult to collect accurate blur kernels and noise models from real images. From the above discussion, we draw two conclusions. Firstly, the degradation model is of vital importance to DNNs-based SISR methods and a more practical degradation model is worth studying. Secondly, no existing blind SISR models are readily applicable to super-resolve real images suffering from different degradation types. Hence, we see two main challenges: the first is to design a more practical SISR degradation model for real images, and the second is to learn an effective deep blind model that can work well for most real images. In this paper, we attempt to solve these two challenges.

For the first challenge on the degradation model, we argue that blur, downsampling and noise are the three key factors that contribute to the degradation of real images. Rather than utilizing Gaussian kernel induced blur, bicubic downsampling, and simple noise models, we propose to expand each of these factors to more practical ones. Specifically, the blur is achieved by two convolutions with an isotropic Gaussian kernel and an anisotropic Gaussian kernel; the downsampling is more general but includes commonly-used downscaling operators such as bilinear and bicubic interpolations; the noise is modeled by AWGN with different noise levels, JPEG compression noise with different quality factors, and processed camera sensor noise by applying reverse-forward camera image signal processing (ISP) pipeline model and RAW image noise model. Furthermore, instead of using the commonly-used blur/downsampling/noise-addition pipeline, we perform randomly shuffled degradations to synthesize LR images. As a result, our new degradation model involves several more adjustable parameters and aims to cover the degradation space of real images.

For the second challenge, we train a deep model based on the new degradation model in an end-to-end supervised manner. Given an HR image, we can synthesize different realistic LR images by setting different parameters for the degradation model. As such, an unlimited number of paired LR/HR training data can be generated for training. Especially noteworthy is that such training data do not suffer from the misalignment issue. By further taking advantage of the powerful expressiveness and advanced training of DNNs, the deep blind model is expected to produce visually pleasant results for real LR images, a hope we believe

through this paper to bear out.

The contributions of this paper are:

- 1) A practical SISR degradation model for real images is designed. It considers more complex degradations for blur, downsampling and noise and, more importantly, involves a degradation shuffle strategy.
- 2) With synthetic training data generated using our degradation model, a blind SISR model is trained. It performs well on real images under diverse degradations.
- 3) To the best of our knowledge, this is the first work to adopt a new hand-designed degradation model for general blind image super-resolution.
- 4) Our work highlights the importance of accurate degradation modeling for practical applications of DNNs-based SISR methods.

2. Related Work

Since this paper focuses on designing a practical degradation model to train a deep blind DNN model, we will next give a brief overview on related degradation models and deep blind SISR methods.

2.1. Degradation Models

As mentioned in the introduction, bicubic downsampling and traditional degradations under existing DNNs-based SISR methods [22, 34, 41, 55], or some simple variants do [10, 11, 38, 47, 53, 54]. Existing complex SISR degradation models generally consist of a sequence of blur, downsampling and noise addition. For mathematical convenience, the noise is usually assumed to be AWGN which rarely matches the noise distribution of real images. Indeed, the noise could also stem from camera sensor noise and JPEG compression noise which are usually signal-dependent and non-uniform [39]. ***Regardless of whether the blur is accurately modeled or not, the noise mismatch suffices to cause a performance drop when super-resolvers are applied to real images.*** In other words, existing degradation models are wanting when it comes to the complexity of real image degradations. Some works do not consider an explicit degradation model [26, 48]. Instead, they use training data to learn the LR-to-HR mapping which only works for the degradations defined by the training images.

2.2. Deep Blind SISR Methods

Significant achievements resulted from the design and training of deep non-blind SISR networks. This said, applying them for blind SISR is a non-trivial issue. It should be noted that mainly blind SISR methods are deployed for real SISR applications. To that end, different research directions have been tried.

The first direction is to initially estimate the degradation parameters for a given LR image, and then apply a non-blind method to obtain the HR result. Bell-Kligler *et al.* [3] propose to estimate the blur kernel via an internal-GAN method before applying the non-blind ZSSR [42] and SRMD [53] methods. Yet, non-blind SISR methods are usually sensitive to errors in the blur kernel, producing over-sharp or over-smooth results.

To remedy this, a second direction aims to jointly estimate the blur kernel and the HR image. Gu *et al.* [15] propose an iterative correction scheme to alternately improve the blur kernel and HR result. Cornillere *et al.* [8] propose an optimization procedure for joint blur kernel and HR image estimation by minimizing the error predicted by a trained kernel discriminator. Luo *et al.* [28] propose a deep alternating network that consists of a kernel estimator module and an HR image restorer module. While promising, these methods do not fully take noise into consideration and thus tend to suffer from inaccurate kernel estimation for noisy real images. As a matter of fact, the presence of noise would aggravate the ill-posedness, especially when the noise type is unknown and complex, and the noise level is high.

A third direction is to learn a supervised model with captured real LR/HR pairs. Cai *et al.* [7] and Wei *et al.* [46] separately established a SISR dataset with paired LR/HR camera images. Collecting abundant well-aligned training data is cumbersome however, and the learned models are constrained to the LR domain defined by the captured LR images.

Considering the fact that real LR images rarely come with the ground-truth HR, the fourth direction aims at learning with unpaired training data. Yuan *et al.* [48] propose a cycle-in-cycle framework to first map the noisy and blurry LR input to a clean one and then super-resolve the intermediate LR image via a pre-trained model. Lugmayr *et al.* [26] propose to learn a deep degradation mapping by employing a cycle consistency loss and then generate LR/HR pairs for supervised training. Following a similar framework, Ji *et al.* [19] propose to estimate various blur kernels and extract different noise maps from LR images and then apply the traditional degradation model to synthesize different LR images. Notably, [19] was the winner of the NTIRE 2020 real-world super-resolution challenge [27], which demonstrates the importance of accurate degradation modeling. Although applying this method to training data corrupted by a more complex degradation seems to be straightforward, it would also reduce the accuracy of blur kernel and noise estimation which in turn results in unreliable synthetic LR images.

As discussed above, existing deep blind SISR methods are mostly trained on ideal degradation settings or specific degradation spaces defined by the LR training data. As a result, there is still a mismatch between the assumed degra-

degradation model and the real image degradation model. Furthermore, to the best of our knowledge, *no existing deep blind SISR model can be readily applied for general real image super-resolution*. Therefore, it is worthwhile to design a practical degradation model to train deep blind SISR models for real applications. Note that, although denoising and deblurring are related to noisy and blurry image super-resolution, most super-resolution methods tackle the blur, noise and super-resolution in a unified rather than a cascaded framework (see, *e.g.*, [10, 11, 19, 25, 26, 27, 40, 42, 48, 49, 51, 53]).

3. A Practical Degradation Model

Before providing our new practical SISR degradation model, it is useful to mention the following facts on the bicubic and traditional degradation models:

1. According to the traditional degradation model, there are three key factors, *i.e.*, blur, downsampling and noise, that affect the degradations of real images.
2. Since both LR and HR images could be noisy and blurry, it is not necessary to adopt the blur/downsampling/noise-addition pipeline as in the traditional degradation model to generate LR images.
3. The blur kernel space of the traditional degradation model should vary across scales, making it in practice tricky to determine for very large scale factors.
4. While the bicubic degradation is rarely suitable for real LR images, it can be used for data augmentation and is indeed a good choice for clean and sharp image super-resolution.

Inspired by the first fact, a direct way to improve the practicability of degradation models is to make the degradation space of the three key factors as large and realistic as possible. Based on the second fact, we then further expand the degradation space by adopting a random shuffle strategy for the three key factors. Like that, an LR image could also be a noisy, downsampled and blurred version of the HR image. To tackle the third fact, one may take advantage of the analytical calculation of the kernel for a large scale factor from a small one. Alternatively, according to the fourth fact, for a large scale factor, one can apply a bicubic (or bilinear) downscaling before the degradation with scale factor 2. Without loss of generality, this paper focuses on designing the degradation model for the widely-used scale factors 2 and 4.

In the following, we will detail the degradation model for the following aspects: blur, downsampling, noise, and random shuffle strategy.

3.1. Blur

Blur is a common image degradation. We propose to model the blur from *both the HR space and LR space*. On the one hand, in the traditional SISR degradation model [25, 42], the HR image is first blurred by a convolution with a blur kernel. This HR blur actually aims to prevent aliasing and preserve more spatial information after the subsequent downsampling. On the other hand, the real LR image could be blurry and thus it is a feasible way to model such blur in the LR space. By further considering that Gaussian kernels suffice for the SISR task, we perform *two Gaussian blur operations*, *i.e.*, \mathbf{B}_{iso} with isotropic Gaussian kernels and $\mathbf{B}_{\text{aniso}}$ with anisotropic Gaussian kernels [3, 40, 53]. Note that the HR image or LR image could be blurred by two blur operations (see Sec. 3.4 for more details). By doing so, the degradation space of blur can be greatly expanded.

For the blur kernel setting, the size is uniformly sampled from $\{7 \times 7, 9 \times 9, \dots, 21 \times 21\}$, the isotropic Gaussian kernel samples the kernel width uniformly from $[0.1, 2.4]$ and $[0.1, 2.8]$ for scale factors 2 and 4, respectively, while the anisotropic Gaussian kernel samples the rotation angle uniformly from $[0, \pi]$ and the length of each axis for scale factors 2 and 4 uniformly from $[0.5, 6]$ and $[0.5, 8]$, respectively. Reflection padding is adopted to ensure the spatial size of the blurred output stays the same. Since the isotropic Gaussian kernel with width 0.1 corresponds to delta (identity) kernel, we can always apply the two blur operations.

3.2. Downsampling

In order to downsample the HR image, perhaps the most direct way is nearest neighbor interpolation. Yet, the resulting LR image will have a misalignment of $0.5 \times (s - 1)$ pixels towards the upper-left corner [49]. As remedy, we shift a centered 21×21 isotropic Gaussian kernel by $0.5 \times (s - 1)$ pixels via a 2D linear grid interpolation method [25], and apply it for convolution before the nearest neighbour downsampling. The Gaussian kernel width is set to that of $\mathbf{B}_{\text{aniso}}$. We denote such a downsampling as $\mathbf{D}_{\text{nearest}}^s$. In addition, we also adopt the bicubic and bilinear downsampling methods, denoted by $\mathbf{D}_{\text{bilinear}}^s$ and $\mathbf{D}_{\text{bicubic}}^s$, respectively. Furthermore, a down-up-sampling method $\mathbf{D}_{\text{down-up}}^s (= \mathbf{D}_{\text{down}}^{s/a} \mathbf{D}_{\text{up}}^a)$ which first downsamples the image with a scale factor s/a and then upscales with a scale factor a is also adopted. Here the interpolation methods are randomly chosen from bilinear and bicubic interpolations, and a is sampled from $[0.5, s]$. Clearly, the above four downsampling methods have a blurring step in the HR space, while $\mathbf{D}_{\text{down-up}}^s$ can introduce upscaling-induced blur in the LR space when a is smaller than 1. We do not include such kinds of blur in Sec. 3.1 since they are coupled in the downsampling process. We uniformly sample these four downsampling to downscale the HR image.

3.3. Noise

Noise is ubiquitous in real images as it can be caused by different sources. Apart from the widely-used Gaussian noise, our new degradation model also considers JPEG compression noise and camera sensor noise. We next detail the three noise types.

Gaussian noise $\mathbf{N}_{\mathbf{G}}$. The Gaussian noise assumption is the most conservative choice when there is no information about the noise [37]. To synthesize Gaussian noise, the three-dimensional (3D) zero-mean Gaussian noise model $\mathcal{N}(\mathbf{0}, \Sigma)$ [36] with covariance matrix Σ is adopted. Such noise model has two special cases: when $\Sigma = \sigma^2 \mathbf{I}$, where \mathbf{I} is the identity matrix, it turns into the widely-used channel-independent additive white Gaussian noise (AWGN) model; when $\Sigma = \sigma^2 \mathbf{1}$, where $\mathbf{1}$ is a 3×3 matrix with all elements equal to one, it turns into the widely-used gray-scale AWGN model. In our new degradation model, we always add Gaussian noise for data synthesis. In particular, the probabilities of applying the general case and two special cases are set to 0.2, 0.4, 0.4, respectively. As for σ , it is uniformly sampled from $\{1/255, 2/255, \dots, 25/255\}$.

JPEG compression noise \mathbf{N}_{JPEG} . JPEG is the most widely-used image compression standard for bandwidth and storage reduction. Yet, it introduces annoying 8×8 blocking artifacts/noise, especially for the case of high compression. The degree of compression is determined by the quality factor which is an integer in the range $[0, 100]$. The quality factor 0 means lower quality and higher compression, and vice versa. If the quality factor is larger than 90, no obvious artifacts are introduced. In our new degradation model, the JPEG quality factor is uniformly chosen from $[30, 95]$. Since JPEG is the most popular digital image format, we apply *two* JPEG compression steps with possibilities 0.75 and 1, respectively. In particular, the latter one is used as the final degradation step.

Processed camera sensor noise $\mathbf{N}_{\mathbf{S}}$. In modern digital cameras, the output image is obtained by passing the raw sensor data through the image signal processing (ISP) pipeline. By leveraging the physics of digital sensors and the steps of an imaging pipeline, Brooks *et al.* [6] design a camera sensor noise synthesis method and successively trained an effective deep raw image denoising model. In practice, if the ISP pipeline does not perform a denoising step, the processed sensor noise would deteriorate the output image by introducing non-Gaussian noise [39]. To synthesize such kind of noise, we first get the raw image from an RGB image via the reverse ISP pipeline, and then reconstruct the noisy RGB image via the forward ISP pipeline after adding camera sensor noise to the synthetic raw image. The raw image noise model and its parameter settings are borrowed from [6]. According to the Adobe Digital

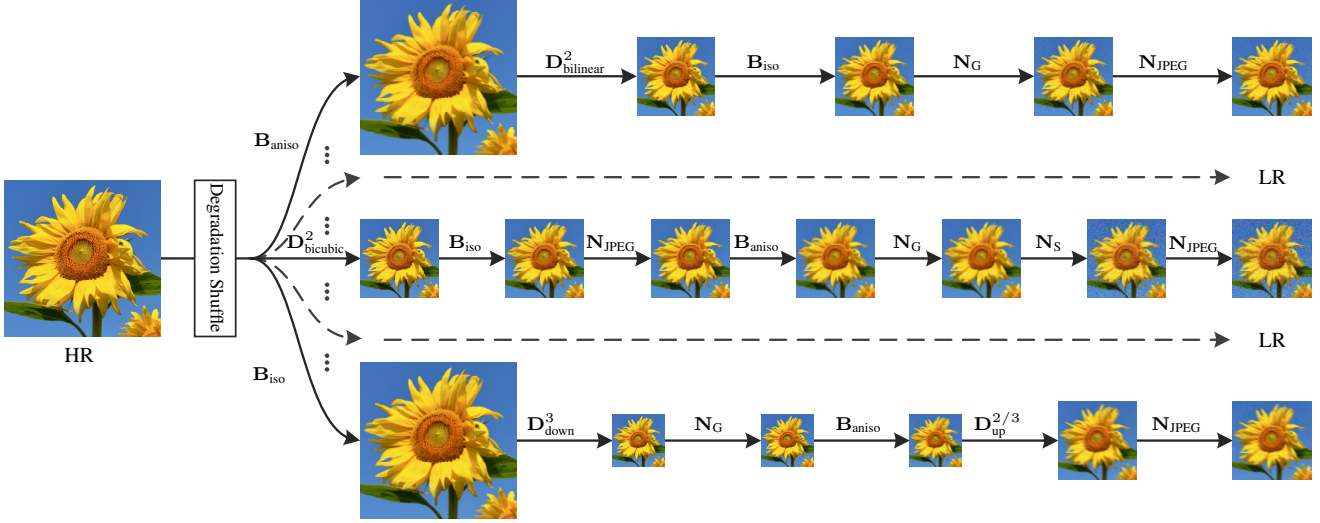


Figure 1. Schematic illustration of the proposed degradation model for scale factor 2. For an HR image, the randomly shuffled degradation sequences $\{B_{iso}, B_{aniso}, D^2, N_G, N_{JPEG}, N_S\}$ are first performed, then a JPEG compression degradation N_{JPEG} is applied to save the LR image into JPEG format. The downscaling operation with scale factor 2, *i.e.*, D^2 is uniformly chosen from $\{D_{nearest}^2, D_{bilinear}^2, D_{bicubic}^2, D_{down-up}^2\}$.

Negative (DNG) Specification [1], our forward ISP pipeline consists of demosaicing, exposure compensation, white balance, camera to XYZ (D50) color space conversion, XYZ (D50) to linear RGB color space conversion, tone mapping and gamma correction. For demosaicing, the method in [31] which is the same as matlab’s `demosaic` function, is adopted. For exposure compensation, the global scaling is chosen from $[2^{-0.1}, 2^{0.3}]$. For the white balance, the red gain and blue gain are uniformly chosen from $[1.2, 2.4]$. For camera to XYZ (D50) color space conversion, the 3×3 color correction matrix is a random weighted combination of `ForwardMatrix1` and `ForwardMatrix2` from the metadata of raw image files. For the tone mapping, we manually select the best fitted tone curve from [13] for each camera based on paired raw image files and the RGB output. We use five digital cameras, incl. the Canon EOS 5D Mark III and IV cameras, Huawei P20, P30 and Honor V8 cameras, to establish our ISP pipeline pool. In order to expand the degradation space, the tone curve and forward color correction matrix do not necessarily come from the same camera. We apply this noise synthesis step with a probability of 0.25.

3.4. Random Shuffle

Though simple and mathematically convenient, the traditional degradation model can hardly cover the degradation space of real LR images. On the one hand, the real LR image could also be a noisy, blurry, downsampled, and JPEG compressed version of the HR image. On the other hand, the degradation model which assumes the LR image is a bicubically downsampled, blurry and noisy version of the HR

image can also be used for SISR [15, 54]. Hence, an LR image can be degraded by blur, downsampling, and noise with different orders. We thus propose a random shuffle strategy for the new degradation model. Specifically, the degradation sequence $\{B_{iso}, B_{aniso}, D^s, N_G, N_{JPEG}, N_S\}$ is randomly shuffled, here D^s represents the downsampling operation with scale factor s which is randomly chosen from $\{D_{nearest}^s, D_{bilinear}^s, D_{bicubic}^s, D_{down-up}^s\}$. In particular, the sequence of $D_{down}^{s/a}$ and D_{up}^a for $D_{down-up}^s$ can insert other degradations.

With the random shuffle strategy, the degradation space can be expanded substantially. Firstly, other degradation models, such as bicubic and traditional degradation models, and the ones proposed in [15, 54], are special cases of ours. Secondly, the blur degradation space is enlarged by different arrangements of the two blur operations and one of the four downsampling methods. Thirdly, the noise characteristics could be changed by the blur and downsampling, thus expanding the degradation space. For example, the downsampling can reduce the noise strength and make the noise (*e.g.*, processed camera sensor noise and JPEG compression noise) less signal-dependent, whereas D_{up}^a ($a < 1$) can make the signal-independent Gaussian noise to be signal-dependent. Such kinds of noise could exist in real images.

Fig. 1 illustrates the proposed degradation model. For an HR image, we can generate different LR images with a wide range of degradations by shuffling the degradation operations and setting different degradation parameters. As mentioned in Sec. 3, for scale factor 4, we additionally apply a bilinear or bicubic downscaling before the degradation for scale factor 2 with a probability of 0.25.

4. Some Discussions

It is necessary to add some discussions to further understand the proposed new degradation model. *Firstly*, the degradation model is mainly designed to synthesize degraded LR images. Its most direct application is to train a deep blind super-resolver with paired LR/HR images. In particular, the degradation model can be performed on a large dataset of HR images to produce unlimited perfectly aligned training images, which typically do not suffer from the limited data issue of laboriously collected paired data and the misalignment issue of unpaired training data. *Secondly*, the degradation model tends to be unsuited to model a degraded LR image as it involves too many degradation parameters and also adopts a random shuffle strategy. *Thirdly*, the degradation model can produce some degradation cases that rarely happen in real-world scenarios, while this can still be expected to improve the generalization ability of the trained deep blind super-resolver. *Fourthly*, a DNN with large capacity has the ability to handle different degradations via a single model. This has been validated multiple times. For example, DnCNN [50] is able to handle SISR with different scale factors, JPEG compression deblocking with different quality factors and denoising for a wide range of noise levels, while still having a performance comparable to VDSR [21] for SISR. It is worth noting that even when the super-resolver reduces the performance for unrealistic bicubic downsampling, it is still a preferred choice for real SISR. *Fifthly*, one can conveniently modify the degradation model by changing the degradation parameter settings and adding more reasonable degradation types to improve the practicability for a certain application.

5. Deep Blind SISR Model Training

The novelty of this paper lies in the new degradation model and the possibility of existing network structures such as ESRGAN [45] to be borrowed to train a deep blind model. For the sake of showing the advantage of the proposed degradation model, we adopt the widely-used ESRGAN network and train it with the synthetic LR/HR paired images produced by the new degradation model. Following ESRGAN, we first train a PSNR-oriented BSRNet model and then train the perceptual quality-oriented BSRGAN model. Since the PSNR-oriented BSRNet model tends to produce oversmoothed results due to the pixel-wise average problem [23], the perceptual quality-oriented model is preferred for real applications [5]. Thus, unless otherwise specified, we focus more on the BSRGAN model.

Compared to ESRGAN, BSRGAN is modified in several ways. First, we use a slightly different HR image dataset which includes DIV2K [2], Flick2K [24, 43], WED [30] and 2,000 face images from FFHQ [20] to capture the image prior. The reason is that the goal of BSRGAN is to


solve the problem of general-purpose blind image super-resolution, and apart from the degradation prior, an image prior could also contribute to the success of a super-resolver. Secondly, BSRGAN uses a larger LR patch size of 72×72 . The reason is that our degradation model can produce more severely degraded LR images than caused by bicubic degradation and a larger patch can enable deep models to capture more information for better restoration. Thirdly, we train the BSRGAN by minimizing a weighted combination of L1 loss, VGG perceptual loss and PatchGAN loss [18] with weights 1, 1 and 0.1, respectively. In particular, the VGG perceptual loss is operated on the fourth convolution before the fourth rather than the fifth maxpooling layer of the pre-trained 19-layer VGG model as it is more stable to prevent color shift issues of the super-resolved image. We train BSRGAN with Adam, using a fixed learning rate of 1×10^{-5} and a batch size of 48. The model is trained with PyTorch on four Nvidia Tesla V100 GPUs in the Amazon AWS cloud. Since the degradation space is much larger than others, we obtain the final model after 10 days of training.

6. Experimental Results

6.1. Testing Datasets

Existing blind SISR methods are generally evaluated on specifically designed synthetic data and only very few real images. For example, IKC [15] is evaluated on the blurred, bicubically downsampled synthetic LR images and two real images; KernelGAN [3] is evaluated on the synthetic DIV2KRRK dataset and two real images. As a result, to the best of our knowledge, a real LR image dataset with diverse blur and noise degradations is still lacking.

In order to pave the way for the evaluation of blind super-resolution methods, we establish two datasets, including the synthetic DIV2K3D dataset which contains three sub-datasets with a total of 300 images generated from the 100 DIV2K validation images with three different degradation



(a) Examples from DIV2K3D (b) Examples from RealSRSet

Figure 2. Some example images from the DIV2K3D and RealSRSet datasets. From top to bottom of (a), we show example images generated by the three different degradation types.

Table 1. The PSNR, SSIM and LPIPS results of different methods on the DIV2K3D dataset. The best and second best results are highlighted in red and blue, respectively.

Degradation Type	Metric	RRDB	IKC	ESRGAN	FSSR-DPED	FSSR-JPEG	RealSR-DPED	RealSR-JPEG	BSRNet (Ours)	BSRGAN (Ours)
Type I	PSNR	25.66	27.35	25.56	25.81	25.33	26.29	25.36	27.76	26.26
	SSIM	0.694	0.761	0.691	0.697	0.680	0.718	0.669	0.756	0.706
	LPIPS	0.542	0.392	0.526	0.460	0.399	0.263	0.479	0.397	0.284
Type II	PSNR	26.70	26.72	26.21	25.83	23.25	22.82	26.72	27.59	26.28
	SSIM	0.709	0.707	0.683	0.709	0.581	0.636	0.706	0.747	0.703
	LPIPS	0.517	0.504	0.436	0.392	0.376	0.379	0.360	0.419	0.284
Type III	PSNR	24.03	24.01	23.68	23.62	22.40	22.97	23.85	25.67	24.58
	SSIM	0.626	0.622	0.600	0.608	0.526	0.587	0.600	0.689	0.641
	LPIPS	0.659	0.641	0.599	0.589	0.597	0.528	0.589	0.506	0.361



PSNR↑/SSIM↑/LPIPS↓ 23.51/0.637/0.601 23.21/0.583/0.353 23.46/0.640/0.504 25.48/0.735/0.353 24.65/0.698/0.233
 (a) LR ($\times 4$) (b) IKC [15] (c) FSSR-JPEG [12] (d) RealSR-JPEG [19] (e) BSRNet (Ours) (f) BSRGAN (Ours)

Figure 3. Results of different methods on super-resolving an LR image from the DIV2K3D dataset with scale factor 4. The testing image is synthesized by our proposed degradation (*i.e.*, degradation type III).

types and the real RealSRSet which consists of 20 real images either downloaded from the internet or directly chosen from existing testing datasets [17, 32, 33, 52]. Specifically, the three degradation types for DIV2K3D including 1) type I: anisotropic Gaussian blur with nearest downsampling by a scale factor of 4; 2) type II: anisotropic Gaussian blur with nearest downsampling by a scale factor of 2 and subsequent bicubic downsampling by another scale factor of 2 and final JPEG compression with quality factors uniformly sampled from [41, 90]; and 3) type III: our proposed degradation model. Note that the subdataset with degradation type I and the downsampled images by a scale factor of 2 for subdataset with degradation type II are directly borrowed from the DIV2K3D dataset [3]. Some example images from the two datasets are shown in Fig. 2, from which we can see the LR images are corrupted by diverse blur and noise degradations. We argue that a general-purpose blind super-resolver should achieve a good overall performance on the two datasets.

6.2. Compared Methods

We compare the proposed BSRNet and BSRGAN with RRDB [45], IKC [15], ESRGAN [45], FSSR-DPED [12], FSSR-JPEG [12], RealSR-DPED [19] and RealSR-JPEG [19]. Specifically, RRDB and ESRGAN are trained on bicubic degradation; IKC is a blind model trained with different isotropic Gaussian kernels; FSSR-DPED and RealSR-DPED are trained to maximize the performance on the blurry and noisy DPED dataset; FSSR-JPEG is trained

for JPEG image super-resolution; RealSR-JPEG is a recently released and unpublished model on github. Note that since our novelty lies in the degradation model, and RRDB, ESRGAN, FSSR-DPED, FSSR-JPEG, RealSR-DPED and RealSR-JPEG use the same network architecture as ours, we thus did not re-train other models for comparison.

6.3. Experiments on the DIV2K3D Dataset

The PSNR, SSIM and LPIPS (learned perceptual image patch similarity) results of different methods on the DIV2K3D datasets are shown in Table 1. Note that LPIPS is used to measure the perceptual quality, and a lower LPIPS value means the super-resolved image is more perceptually similar to the ground-truth. We draw several conclusions from Table 1. Firstly, as expected, RRDB and ESRGAN do not perform well as they are trained with the simplified bicubic degradation. It is worth noting that, even trained with GAN, ESRGAN can slightly improve the LPIPS values over RRDB. Secondly, FSSR-DPED, FSSR-JPEG, RealSR-DPED and RealSR-JPEG outperform RRDB and ESRGAN in terms of LPIPS since they consider a more practical degradation. Thirdly, for the subdataset with degradation type I, IKC obtains promising PSNR and SSIM results while RealSR-DPED achieves the best LPIPS result as they are trained on a similar degradation. For the other two subdatasets, they suffer a severe performance drop. Fourthly, our proposed BSRNet achieves the best overall PSNR and SSIM results, while BSRGAN yields the best overall LPIPS results.




Figure 4. Results of different methods on super-resolving real images from RealSRSet with scale factor 4. The LR images from top to bottom in each row are “Building”, “Chip”, and “Oldphoto2”, respectively. Please zoom in for better view.

Fig. 3 shows the results of different methods on super-resolving an LR image from the DIV2K3D dataset. It can be seen that IKC and RealSR-JPEG fail to remove the noise and to recover sharp edges. On the other hand, FSSR-JPEG can produce sharp images but also introduces some artifacts. In comparison, our BSRNet and BSRGAN produce better visual results than the other methods.

6.4. Experiments on the RealSRSet Dataset

Since the ground-truth for the RealSRSet dataset is not available, we adopt the non-reference image quality assessment (IQA) metrics including NIQE [35], NRQM [29] and PI [4] for quantitative evaluation. As one can see from Table 2, BSRGAN fails to show promising results. Yet, as shown in Fig. 4, BSRNet produces much better visual results than the other methods. For example, BSRGAN can remove the unknown processed camera sensor noise for “Building” and unknown complex noise for “Oldphoto2”, while also producing sharp edges and fine details. In contrast, FSSR-JPEG, RealSR-DPED and RealSR-JPEG produce some high-frequency artifacts but have better quantitative results than BSRNet. Such inconsistencies indicate that these no-reference IQA metrics do not always match perceptual visual quality [27] and the IQA metric could be updated with new SISR methods [14]. We further argue that the IQA metric for SISR should also be updated with new image degradation types, which we leave for future work.

Table 2. The no-reference NIQE [35], NRQM [29] and PI [4] results of different methods on the RealSRSet dataset. The best and second best results are highlighted in red and blue, respectively. Note that all the methods use the same network architecture.

Metric	ESRGAN	FSSR-DPED	FSSR-JPEG	RealSR-DPED	RealSR-JPEG	BSRGAN (Ours)
NIQE↓	4.95	4.86	4.04	4.58	3.99	5.60
NRQM↑	6.02	6.28	6.88	6.59	6.23	6.17
PI↓	4.47	4.29	3.58	3.99	4.29	4.72

7. Conclusions

In this paper, we have designed a new degradation model to train a deep blind super-resolution model. Specifically, by making each of the degradation factors, *i.e.* blur, down-sampling and noise, more intricate and practical, and also by introducing a random shuffle strategy, the new degradation model can cover a wide range of degradations found in real-world scenarios. Based on the synthetic data generated by the new degradation model, we have trained a deep blind model for general image super-resolution. Experiments on synthetic and real image datasets have shown that the deep blind model performs favorably on images corrupted by diverse degradations. We believe that existing deep super-resolution networks can benefit from our new degradation model to enhance their usefulness in practice. As a result, this work provides a way towards solving blind super-resolution for real applications.

Acknowledgments: This work was partly supported by the ETH Zürich Fund (OK), a Huawei Technologies Oy (Finland) project, and an Amazon AWS grant.

References

- [1] Adobe. Digital negative specification. 2019. Version 1.5.00. [5](#)
- [2] Eirikur Agustsson and Radu Timofte. Ntire 2017 challenge on single image super-resolution: Dataset and study. In *IEEE Conference on Computer Vision and Pattern Recognition Workshops*, volume 3, pages 126–135, July 2017. [6](#)
- [3] Sefi Bell-Kligler, Assaf Shocher, and Michal Irani. Blind super-resolution kernel estimation using an internal-gan. In *Advances in Neural Information Processing Systems*, pages 284–293, 2019. [1](#), [3](#), [4](#), [6](#), [7](#)
- [4] Yochai Blau, Roey Mechrez, Radu Timofte, Tomer Michaeli, and Lihi Zelnik-Manor. The 2018 PIRM challenge on perceptual image super-resolution. In *European Conference on Computer Vision Workshops*, 2018. [8](#)
- [5] Yochai Blau and Tomer Michaeli. The perception-distortion tradeoff. In *IEEE Conference on Computer Vision and Pattern Recognition*, pages 6228–6237, 2018. [6](#)
- [6] Tim Brooks, Ben Mildenhall, Tianfan Xue, Jiawen Chen, Dillon Sharlet, and Jonathan T Barron. Unprocessing images for learned raw denoising. In *IEEE Conference on Computer Vision and Pattern Recognition*, pages 11036–11045, 2019. [4](#)
- [7] Jianrui Cai, Hui Zeng, Hongwei Yong, Zisheng Cao, and Lei Zhang. Toward real-world single image super-resolution: A new benchmark and a new model. In *International Conference on Computer Vision*, pages 3086–3095, 2019. [3](#)
- [8] Victor Cornillere, Abdelaziz Djelouah, Wang Yifan, Olga Sorkine-Hornung, and Christopher Schroers. Blind image super-resolution with spatially variant degradations. *ACM Transactions on Graphics*, 38(6):1–13, 2019. [3](#)
- [9] Chao Dong, Chen Change Loy, Kaiming He, and Xiaoou Tang. Learning a deep convolutional network for image super-resolution. In *European Conference on Computer Vision*, pages 184–199, 2014. [1](#)
- [10] Weisheng Dong, Lei Zhang, Guangming Shi, and Xin Li. Nonlocally centralized sparse representation for image restoration. *IEEE Transactions on Image Processing*, 22(4):1620–1630, 2013. [2](#), [3](#)
- [11] Netalee Efrat, Daniel Glasner, Alexander Apartsin, Boaz Nadler, and Anat Levin. Accurate blur models vs. image priors in single image super-resolution. In *IEEE International Conference on Computer Vision*, pages 2832–2839, 2013. [1](#), [2](#), [3](#)
- [12] Manuel Fritsche, Shuhang Gu, and Radu Timofte. Frequency separation for real-world super-resolution. In *IEEE International Conference on Computer Vision Workshop*, pages 3599–3608, 2019. [7](#), [8](#)
- [13] Michael D Grossberg and Shree K Nayar. What is the space of camera response functions? In *IEEE Conference on Computer Vision and Pattern Recognition*, pages II–602, 2003. [5](#)
- [14] Jinjin Gu, Haoming Cai, Haoyu Chen, Xiaoxing Ye, Jimmy Ren, and Chao Dong. Pipal: a large-scale image quality assessment dataset for perceptual image restoration. *European Conference on Computer Vision*, 2020. [8](#)
- [15] Jinjin Gu, Hannan Lu, Wangmeng Zuo, and Chao Dong. Blind super-resolution with iterative kernel correction. In *IEEE Conference on Computer Vision and Pattern Recognition*, pages 1604–1613, 2019. [2](#), [3](#), [5](#), [6](#), [7](#)
- [16] Zheng Hui, Xinbo Gao, Yunchu Yang, and Xiumei Wang. Lightweight image super-resolution with information multi-distillation network. In *ACM International Conference on Multimedia*, pages 2024–2032, 2019. [1](#)
- [17] Andrey Ignatov, Nikolay Kobyshev, Radu Timofte, Kenneth Vanhoey, and Luc Van Gool. DSLR-quality photos on mobile devices with deep convolutional networks. In *IEEE International Conference on Computer Vision*, pages 3277–3285, 2017. [7](#)
- [18] Phillip Isola, Jun-Yan Zhu, Tinghui Zhou, and Alexei A Efros. Image-to-image translation with conditional adversarial networks. In *IEEE conference on computer vision and pattern recognition*, pages 1125–1134, 2017. [6](#)
- [19] Xiaozhong Ji, Yun Cao, Ying Tai, Chengjie Wang, Jilin Li, and Feiyue Huang. Real-world super-resolution via kernel estimation and noise injection. In *IEEE Conference on Computer Vision and Pattern Recognition Workshops*, pages 466–467, 2020. [2](#), [3](#), [7](#), [8](#)
- [20] Tero Karras, Samuli Laine, and Timo Aila. A style-based generator architecture for generative adversarial networks. In *IEEE Conference on Computer Vision and Pattern Recognition*, pages 4401–4410, 2019. [6](#)
- [21] Jiwon Kim, Jung Kwon Lee, and Kyoung Mu Lee. Accurate image super-resolution using very deep convolutional networks. In *IEEE Conference on Computer Vision and Pattern Recognition*, pages 1646–1654, 2016. [6](#)
- [22] Wei-Sheng Lai, Jia-Bin Huang, Narendra Ahuja, and Ming-Hsuan Yang. Deep laplacian pyramid networks for fast and accurate super-resolution. In *IEEE Conference on Computer Vision and Pattern Recognition*, pages 624–632, July 2017. [1](#), [2](#)
- [23] Christian Ledig, Lucas Theis, Ferenc Huszár, Jose Caballero, Andrew Cunningham, Alejandro Acosta, Andrew Aitken, Alykhan Tejani, Johannes Totz, Zehan Wang, et al. Photo-realistic single image super-resolution using a generative adversarial network. In *IEEE Conference on Computer Vision and Pattern Recognition*, pages 4681–4690, July 2017. [1](#), [6](#)
- [24] Bee Lim, Sanghyun Son, Heewon Kim, Seungjun Nah, and Kyoung Mu Lee. Enhanced deep residual networks for single image super-resolution. In *IEEE Conference on Computer Vision and Pattern Recognition Workshops*, pages 136–144, July 2017. [1](#), [6](#)
- [25] Ce Liu and Deqing Sun. On bayesian adaptive video super resolution. *IEEE Transactions on Pattern Analysis and Machine Intelligence*, 36(2):346–360, 2013. [1](#), [3](#), [4](#)
- [26] Andreas Lugmayr, Martin Danelljan, and Radu Timofte. Un-supervised learning for real-world super-resolution. In *International Conference on Computer Vision Workshop*, pages 3408–3416, 2019. [2](#), [3](#)
- [27] Andreas Lugmayr, Martin Danelljan, and Radu Timofte. Ntire 2020 challenge on real-world image super-resolution: Methods and results. In *IEEE Conference on Computer Vision and Pattern Recognition Workshops*, pages 494–495,

2020. [3](#), [8](#)
- [28] Zhengxiong Luo, Yan Huang, Shang Li, Liang Wang, and Tieniu Tan. Unfolding the alternating optimization for blind super resolution. *Advances in Neural Information Processing Systems*, 33, 2020. [2](#), [3](#)
- [29] Chao Ma, Chih-Yuan Yang, Xiaokang Yang, and Ming-Hsuan Yang. Learning a no-reference quality metric for single-image super-resolution. *Computer Vision and Image Understanding*, 158:1–16, 2017. [8](#)
- [30] Kede Ma, Zhengfang Duanmu, Qingbo Wu, Zhou Wang, Hongwei Yong, Hongliang Li, and Lei Zhang. Waterloo exploration database: New challenges for image quality assessment models. *IEEE Transactions on Image Processing*, 26(2):1004–1016, 2017. [6](#)
- [31] Henrique S Malvar, Li-wei He, and Ross Cutler. High-quality linear interpolation for demosaicing of bayer-patterned color images. In *IEEE International Conference on Acoustics, Speech, and Signal Processing*, volume 3, pages iii–485, 2004. [5](#)
- [32] D. Martin, C. Fowlkes, D. Tal, and J. Malik. A database of human segmented natural images and its application to evaluating segmentation algorithms and measuring ecological statistics. In *International Conference on Computer Vision*, volume 2, pages 416–423, 2001. [7](#)
- [33] Yusuke Matsui, Kota Ito, Yuji Aramaki, Azuma Fujimoto, Toru Ogawa, Toshihiko Yamasaki, and Kiyoharu Aizawa. Sketch-based manga retrieval using manga109 dataset. *Multimedia Tools and Applications*, 76(20):21811–21838, 2017. [7](#)
- [34] Tomer Michaeli and Michal Irani. Nonparametric blind super-resolution. In *IEEE International Conference on Computer Vision*, pages 945–952, 2013. [2](#)
- [35] Anish Mittal, Rajiv Soundararajan, and Alan C Bovik. Making a “completely blind” image quality analyzer. *IEEE Signal Processing Letters*, 20(3):209–212, 2012. [8](#)
- [36] Seonghyeon Nam, Youngbae Hwang, Yasuyuki Matsushita, and Seon Joo Kim. A holistic approach to cross-channel image noise modeling and its application to image denoising. In *IEEE conference on Computer Vision and Pattern Recognition*, pages 1683–1691, 2016. [4](#)
- [37] Sangwoo Park, Erchin Serpedin, and Khalid Qaraqe. Gaussian assumption: The least favorable but the most useful [lecture notes]. *IEEE Signal Processing Magazine*, 30(3):183–186, 2013. [4](#)
- [38] Tomer Peleg and Michael Elad. A statistical prediction model based on sparse representations for single image super-resolution. *IEEE Transactions on Image Processing*, 23(6):2569–2582, 2014. [2](#)
- [39] Tobias Plotz and Stefan Roth. Benchmarking denoising algorithms with real photographs. In *IEEE Conference on Computer Vision and Pattern Recognition*, pages 1586–1595, 2017. [2](#), [4](#)
- [40] Gernot Riegler, Samuel Schulter, Matthias Ruther, and Horst Bischof. Conditioned regression models for non-blind single image super-resolution. In *IEEE International Conference on Computer Vision*, pages 522–530, 2015. [3](#), [4](#)
- [41] Mehdi SM Sajjadi, Bernhard Schölkopf, and Michael Hirsch. Enhancenet: Single image super-resolution through automated texture synthesis. In *IEEE International Conference on Computer Vision*, pages 4501–4510, 2017. [2](#)
- [42] Assaf Shocher, Nadav Cohen, and Michal Irani. “zero-shot” super-resolution using deep internal learning. In *IEEE International Conference on Computer Vision*, pages 3118–3126, 2018. [1](#), [3](#), [4](#)
- [43] Radu Timofte, Eirikur Agustsson, Luc Van Gool, Ming-Hsuan Yang, and Lei Zhang. Ntire 2017 challenge on single image super-resolution: Methods and results. In *IEEE Conference on Computer Vision and Pattern Recognition Workshops*, pages 114–125, 2017. [1](#), [6](#)
- [44] Radu Timofte, Vincent De Smet, and Luc Van Gool. A+: Adjusted anchored neighborhood regression for fast super-resolution. In *Asian Conference on Computer Vision*, pages 111–126, 2014. [1](#)
- [45] Xintao Wang, Ke Yu, Shixiang Wu, Jinjin Gu, Yihao Liu, Chao Dong, Yu Qiao, and Chen Change Loy. ESRGAN: Enhanced super-resolution generative adversarial networks. In *European Conference on Computer Vision Workshops*, 2018. [1](#), [6](#), [7](#), [8](#)
- [46] Pengxu Wei, Hannan Lu, Radu Timofte, Liang Lin, Wangmeng Zuo, et al. Aim 2020 challenge on real image super-resolution: Methods and results. In *European Conference on Computer Vision Workshops*, 2020. [3](#)
- [47] Chih-Yuan Yang, Chao Ma, and Ming-Hsuan Yang. Single-image super-resolution: A benchmark. In *European Conference on Computer Vision*, pages 372–386, 2014. [2](#)
- [48] Yuan Yuan, Siyuan Liu, Jiawei Zhang, Yongbing Zhang, Chao Dong, and Liang Lin. Unsupervised image super-resolution using cycle-in-cycle generative adversarial networks. In *IEEE Conference on Computer Vision and Pattern Recognition Workshops*, pages 701–710, 2018. [2](#), [3](#)
- [49] Kai Zhang, Luc Van Gool, and Radu Timofte. Deep unfolding network for image super-resolution. In *IEEE Conference on Computer Vision and Pattern Recognition*, pages 3217–3226, 2020. [1](#), [3](#), [4](#)
- [50] Kai Zhang, Wangmeng Zuo, Yunjin Chen, Deyu Meng, and Lei Zhang. Beyond a gaussian denoiser: Residual learning of deep CNN for image denoising. *IEEE Transactions on Image Processing*, pages 3142–3155, 2017. [6](#)
- [51] Kai Zhang, Wangmeng Zuo, Shuhang Gu, and Lei Zhang. Learning deep CNN denoiser prior for image restoration. In *IEEE Conference on Computer Vision and Pattern Recognition*, pages 3929–3938, July 2017. [3](#)
- [52] Kai Zhang, Wangmeng Zuo, and Lei Zhang. FFDNet: Toward a fast and flexible solution for CNN-based image denoising. *IEEE Transactions on Image Processing*, 27(9):4608–4622, 2018. [7](#)
- [53] Kai Zhang, Wangmeng Zuo, and Lei Zhang. Learning a single convolutional super-resolution network for multiple degradations. In *IEEE Conference on Computer Vision and Pattern Recognition*, pages 3262–3271, 2018. [1](#), [2](#), [3](#), [4](#)
- [54] Kai Zhang, Wangmeng Zuo, and Lei Zhang. Deep plug-and-play super-resolution for arbitrary blur kernels. In *IEEE Conference on Computer Vision and Pattern Recognition*, pages 1671–1681, 2019. [2](#), [5](#)
- [55] Yulun Zhang, Kungpeng Li, Kai Li, Lichen Wang, Bineng Zhong, and Yun Fu. Image super-resolution using very deep residual channel attention networks. In *European Conference on Computer Vision*, pages 286–301, 2018. [2](#)

- [56] Yulun Zhang, Yapeng Tian, Yu Kong, Bineng Zhong, and Yun Fu. Residual dense network for image super-resolution. In *IEEE International Conference on Computer Vision*, pages 2472–2481, 2018. [1](#)