

# A MONO-MONOSTATIC POLYHEDRON WITH POINT MASSES AT THE 21 VERTICES

FLÓRIÁN KOVÁCS AND GÁBOR DOMOKOS

**ABSTRACT.** We show an explicit construction in 3 dimensions for a convex, mono-monostatic polyhedron with 21 vertices and 21 faces. This polyhedron is a homogeneous 0-skeleton, with equal masses located at each vertex. This construction serves as an upper bound for the minimal number of faces and vertices of mono-monostatic polyhedra, interpreted as homogeneous 0-skeletons and complements the recently provided lower bound of 8 vertices. This is the first known discrete construction of a homogeneous mono-monostatic object.

## 1. INTRODUCTION

Ever since Conway and Guy in 1967 constructed a convex, homogeneous, mono-stable polyhedron (i.e., a polyhedron with uniform mass distribution and with one single stable equilibrium, always rolling back to the same face) with  $F = 19$  faces and  $V = 34$  vertices [2] the minimal values for these quantities have been the subject of some speculation [1, 10, 8]. The Conway-Guy polyhedron has, beyond the single stable position on one face, 4 unstable equilibria at 4 vertices. The construction of the first convex, homogeneous, mono-monostatic body (i.e., an object having not only one single stable equilibrium but also one single unstable equilibrium) called Gömböc [12] in 2006 raised the interest in the subject, because a polyhedral version of the Gömböc is not known.

Here we highlight a new aspect of this problem: instead of looking at uniform mass distribution, we consider polyhedra with unit masses at the vertices, also called 0-skeletons. The latter problem may appear, at first sight, almost ‘unsportingly’ easy. Still, the minimal vertex number to produce either a mono-monostatic polygon or a mono-monostatic polyhedron is not known. In this paper we explain the background and show some constructions which may inspire further research.

**1.1. The classical Conway double spiral and the Conway-Guy monostable polyhedron.** The essence of the Conway-Guy polyhedron is a remarkable planar construction to which we will briefly refer as the *Conway spiral*, illustrated in Figure 1(a). In terms of symbols shown in the figure, it can be defined as an open planar polygon  $M$  composed of the sequence of points  $P_0, \dots, P_n$  with  $\angle OP_i P_{i-1} = \pi/2$ ,  $i = 1 \dots n$ . Without loss of generality,  $O$  is considered here as the origin of the coordinate system, all points  $P_i$  lie in the plane  $xz$  and the coordinates of  $P_0$  are fixed at  $(0,0,1)$ . If we consider double Conway spirals generated by reflection symmetry, for the  $x$ -coordinate of center of mass  $C$  of any double Conway spiral we have  $x_C = 0$  and due to the special design, the double Conway spiral is monostatic if and only if  $z_C < 0$ .

---

2010 *Mathematics Subject Classification.* 52B10, 77C20, 52A38.

*Key words and phrases.* polyhedron, static equilibrium, monostatic polyhedron.

Support of the NKFIH Hungarian Research Fund grant 134199 and of the TKP2020 IES Grant No. TKP2020 BME-IKA-VIZ is kindly acknowledged.

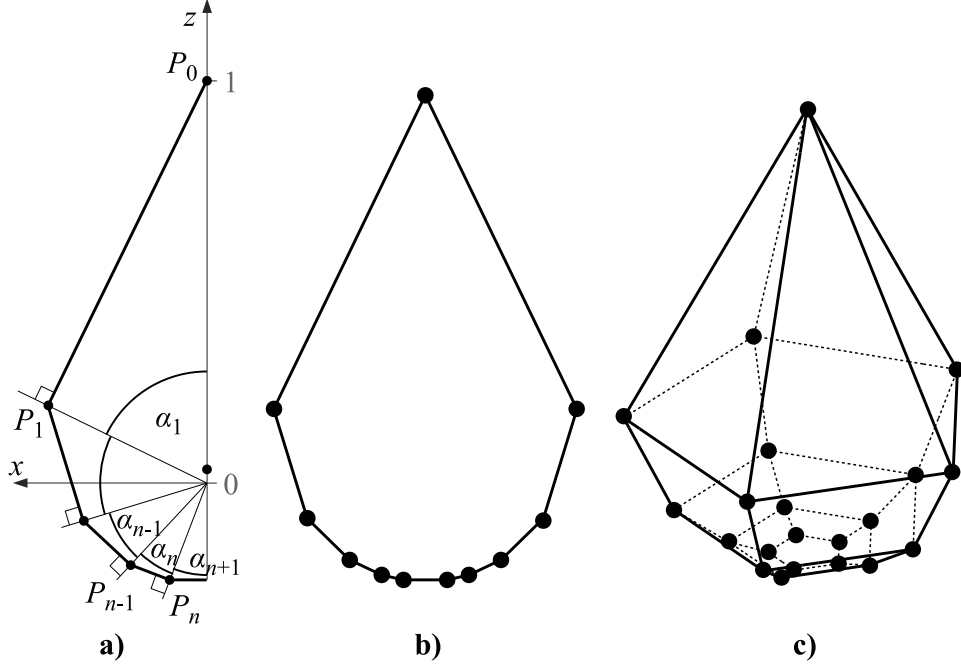


FIGURE 1. Construction of symmetric, mono-monostatic discs and polyhedra; a) Geometry of the Conway spiral  $P_0, \dots, P_n$ .  $P_0$  is fixed at  $z = 1$  and each radius  $OP_i$  is perpendicular to the corresponding edge  $P_{i-1}P_i$ . The geometry of the spiral is uniquely described in terms of  $n$  angular variables  $\alpha_1, \dots, \alpha_n$ ; b) 2D mirror-symmetric mono-monostatic polygon with 11 vertices for  $n = 5$  and  $k = 2$ , see Table 1, line 6 for numerical data; c) 3D mono-monostatic polyhedron with 5-fold rotational symmetry for  $n = 4$  and  $k = 5$ , see Table 1, line 3 for numerical data.

The original Conway-Guy construction is equivalent to Figure 1(a) if all central angles are equal, i.e., we have

$$(1) \quad \alpha_1 = \alpha_2 = \dots = \alpha_{n+1},$$

implying that all triangles  $P_iP_{i+1}O$  are similar. This case, to which we refer as the *classical Conway spiral* admits a discrete family of shapes, parametrized by the integer  $n$ , and a corresponding family of double Conway spirals. None of these polygons (interpreted as homogeneous discs rolling along their circumference on a horizontal plane) is monostatic, i.e., we have  $z_C > 0$  for all values of  $n$ , since convex monostatic, homogeneous discs do not exist [9]. Still, the Conway spiral may be regarded as a *best shot* at a monostatic polyhedral disc with reflection symmetry. The same intuition suggests that a Conway spiral may need minimal added ‘bottom weight’ to become monostatic.

Conway and Guy added this bottom weight by extending the shape into 3D as an oblique prism and they computed the minimal value of  $n$  necessary to make this homogeneous oblique prism (with the cross-section of a classical Conway spiral) mono-stable as  $n = 8$ , resulting in a homogeneous, convex polyhedron with 34 vertices and 19 faces.

**1.2. The modified Conway double spiral and Dawson’s mono-stable simplices in higher dimensions.** The idea of the Conway spiral may be generalized

to bear more fruits. In [3] Dawson, seeking monostatic simplices in higher dimensions, considered the generalized version with

$$(2) \quad \alpha_k = c^{k-1} \alpha_1, \quad k = 1, 2, \dots, n \quad \text{and} \quad \alpha_{n+1} = \alpha_n$$

to which we refer as a *modified Conway spiral*. To describe Dawson's construction we again consider a double spiral, with the mirror images of the vertex  $P_i$  defined as  $P_{-i}$ . In this model the vectors  $\mathbf{x}_i = OP_i$ ,  $i = -n, -n+1 \dots n$  are interpreted as the *face vectors* of a simplex ( $\mathbf{x}_i$  being orthogonal to the face  $f_i$  and having magnitude proportional to the area of  $f_i$ ). To qualify as face vectors, any set of vectors must be balanced [6], i.e., we must have

$$(3) \quad \sum_{i=-n}^n \mathbf{x}_i = 0.$$

Dawson proved that the condition for the simplex tipping from face  $f_i$  to  $f_j$  can be written as

$$(4) \quad |\mathbf{x}_i| < |\mathbf{x}_j| \cos \theta_{ij},$$

where  $\theta_{ij}$  is the angle between  $\mathbf{x}_i$  and  $\mathbf{x}_j$ . By using this *tipping condition* he found that for  $n = 5, c = 1.5$  the modified Conway spiral (2) yields a set of balanced vectors, the small perturbation of which defines a 10-dimensional, homogeneous mono-stable simplex.

## 2. MONOSTATIC OBJECTS WITH POINT MASSES AT VERTICES

**2.1. The generalized double Conway spiral and planar 0-skeletons.** If, instead of considering double Conway spirals as homogeneous disks we associate unit masses with the vertices then we obtain objects which may be called *polygonal 0-skeletons*. Since there are relatively many vertices with negative  $z$  coordinate and relatively few ones with positive  $z$  coordinate, this interpretation appears to be a convenient manner to add 'bottom weight' to the geometric double Conway spiral. In this interpretation as planar 0-skeletons, one may ask whether mono-monostable double Conway spirals exist and if yes, what is the minimal number of their vertices necessary to have this property. Since static balance equations for such a skeleton coincide with (3) and the tipping condition (4) is equivalent to prohibit an unstable equilibrium at vertex  $v_i$  [11], it is easy to see that Dawson's geometric construction, interpreted as a 0-skeleton, has  $z_C < 0$  and it defines a polygon with  $V = 11$  vertices which is mono-monostatic.

One can ask whether this construction is optimal in two ways: whether there exists a smaller value of  $n$  which defines a mono-monostatic modified double Conway spiral (interpreted as a 0-skeleton) and whether by keeping  $n = 5$ , one may pick other values for  $\alpha_i$  which yield a center of mass with larger negative coordinate. The first question was answered in [4] in the negative by proving that monostable simplices in  $d < 9$  dimensions do not exist. This implies that for  $n < 5$  no mono-monostatic Conway spiral (interpreted as a 0-skeleton) exists, but nothing is known about the existence of mono-monostatic 10-gonal disks as 0-skeletons since they cannot be represented by a symmetric double Conway spiral. The second question may be addressed if we admit *generalized* Conway spirals with arbitrary  $\alpha_i$  and optimize this construction to seek the minimum of  $z_C$ .

In any case, to verify monostatic property of a given double Conway spiral,  $z_C$  needs to be computed. In terms of coordinates  $z_i$ , we have:

$$(5) \quad z_C = \frac{1 + k \sum_{i=1}^n z_i}{1 + kn},$$

where  $k$  stands for the multiplicity of Conway spirals; now  $k = 2$ . Furthermore, any  $z_i$  can be expressed in terms of angles  $\angle P_0 O P_i = \sum_{j=1}^i \alpha_j$  and distances

$$r_i = \overline{OP_i} = \overline{OP_0} \cdot \prod_{j=1}^i \cos \alpha_j$$

as follows:

$$(6) \quad z_i = \prod_{j=1}^i \cos \alpha_j \cdot \cos \left( \sum_{j=1}^i \alpha_j \right).$$

By merging (5) and (6) we get

$$(7) \quad z_C(\alpha) = \frac{1 + k \sum_{i=1}^n \prod_{j=1}^i \cos \alpha_j \cdot \cos \left( \sum_{j=1}^i \alpha_j \right)}{1 + kn},$$

or briefly,

$$(8) \quad z_C(\alpha) = \frac{1 + kS_n(\alpha)}{1 + kn}.$$

We performed an optimization for  $\alpha = (\alpha_1 \dots \alpha_n)$  and found the shape in Figure 1(b) (see Table 1, line 6 for computed values of  $\alpha$ ). Note that this single result is an alternative proof for the existence of monostable 10-dimensional simplices given by Dawson [3]. Details of the computation and the numerical optimization are discussed in Appendix A.1.

We remark that a similar optimization process of the Conway spiral is discussed in [5] for the homogeneous case.

**2.2. Multiple Conway spirals and mono-monostable 0-skeletons in 3 dimensions.** Generalized Conway spirals may be used as the building blocks of mono-monostable 0-skeletons in 3 dimensions. The key idea is to consider instead of a double Conway spiral *multiple* Conway spirals in a  $D_k$ -symmetrical arrangement around the  $z$ -axis, rotated at angles  $\beta = 2\pi/k$ . Planar double spirals correspond to  $k = 2$ , while for higher values of  $k$  one may seek to find mono-monostatic 0-skeletons.

The procedure is as follows: Let us consider a planar polygonal line  $M$  as the intersection of a symmetry plane bisecting a sequence of faces, while another polygonal line  $N(Q_0, \dots, Q_n)$  remains on a sequence of edges as before. Let  $e_i$  be an edge  $Q_i Q_{i+1}$ ,  $i = 0 \dots n-1$  and face  $f_i$  be adjacent to  $e_i$ . Call face  $f_i$  (edge  $e_i$ ) ‘outwards’ if its upper edge (endpoint) is farther from the axis of symmetry than the bottom one, i.e., for a face  $f_i$ ,  $\sum_{j=i+2}^{n+1} \alpha_j \leq \pi/2$ . Clearly,  $e_i$  is outwards if and only if  $f_i$  does.

By construction,  $e_0$  and  $f_0$  are never outwards but we assume from now on that any  $e_i$ ,  $f_i$  with  $i > 0$  are outwards edges and faces. For them it is clear that  $\angle OQ_{i+1}Q_i > \angle OP_{i+1}P_i$  and if this latter equals  $\pi/2$ , there will be no equilibrium points inside  $f_i$ . Non-outwards edges, however, are just on the contrary and therefore an optimal construction for the entire polyhedron requires  $\angle OQ_{i+1}Q_i = \pi/2$ , causing the top vertex  $Q_0$  to be moved up by a positive distance  $h$  as shown in Figure 2.

It is easy to read from the right triangle  $OP_0P_1$  that  $z_1 = \cos^2 \alpha_1$  and  $x_1 = \sin \alpha_1 \cos \alpha_1$ . Let the distance between  $z$  and  $Q_1$  (also between  $z$  and  $Q'_1$  in the

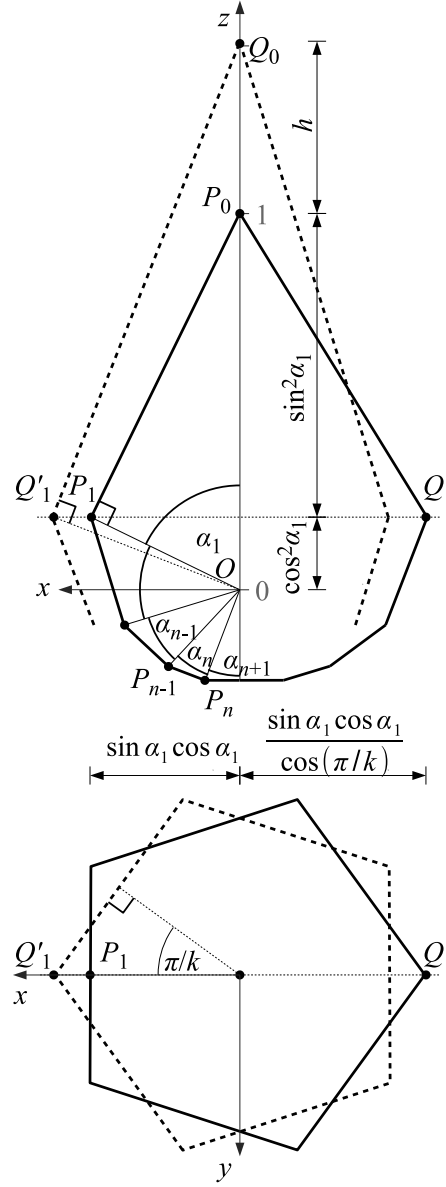


FIGURE 2. Construction of polyhedra with rotational symmetry: side and top views. Polygonal lines  $M(P_0, \dots, P_n)$  (solid line) and  $N(Q_0, \dots, Q_n)$  (dashed line) lie in symmetry planes through faces and edges, respectively. Any optimal construction requires  $Q_0Q_1$  instead of  $P_0P_1$  to be perpendicular to radius  $OQ_1$ .

figure) be denoted by  $x'_1$ . Since  $x_1 = x'_1 \cos(\pi/k)$  (see the top view) and  $OQ'_1Q_0$  is also a right triangle, for its height of length  $x'_1$  the following equality holds:

$$\cos^2 \alpha_1 (\sin^2 \alpha_1 + h) = \left( \frac{\sin \alpha_1 \cos \alpha_1}{\cos(\pi/k)} \right)^2,$$

which yields

$$h = \sin^2 \alpha_1 \tan^2 \frac{\pi}{k}.$$

Since it affects the vertical position of the top vertex and thus of the centroid, (8) should be modified as

$$(9) \quad z_C^*(\alpha) = \frac{1 + kS_n^*(\alpha)}{1 + kn},$$

where

$$(10) \quad S_n^*(\alpha) = S_n(\alpha) + \frac{1}{k} \sin^2 \alpha_1 \tan^2 \frac{\pi}{k}.$$

We performed calculations in search of minimum  $z_C^*$  that lead to different constructions (denoted as  $P_{n,k}$ ; more details are given in Appendix A.2), one of these constructions with  $n = 4, k = 5$  is illustrated in Figure 1(c). Table 1 summarizes the possible mono-monostatic objects with minimum required  $k$  found by the above method ( $v = kn + 1$  stands for the number of vertices or/and faces):

no.	$n$	$k$	$v$	$z_C$	$(\alpha_{n+1}, \alpha_n, \dots, \alpha_1)$
1	2	25	51	-0.00051277	(49.799, 49.799, 80.402)°
2	3	8	25	-0.0061413	(30.273, 30.273, 46.543, 72.912)°
3	4	5	21	-0.015354	(19.716, 19.716, 29.875, 44.519, 66.173)°
4	5	4	21	-0.029972	(13.494, 13.494, 20.336, 29.781, 43.215, 59.680)°
5	7	3	22	-0.042695	(7.1815, 7.1815, 10.7864, 15.6392, 22.1409, 30.9129, 43.0793, 43.0788)°
6	5	2*	11	-0.017984	(13.201, 13.201, 19.890, 29.110, 42.172, 62.427)°

TABLE 1. List of some mono-monostatic 0-skeletons  $P_{n,k}$  with  $D_k$ -symmetry;  $z_C$  can be verified via (7).  $k = 2$  marked by ‘\*’ is the two -dimensional case already mentioned at the end of Subsection 2.1. The minimum number of vertices for monostatic 3D rotational polyhedra is 21.

We believe that this construction is close to a (local) optimum, i.e., we think that this may be the mono-monostatic 0-skeleton defined by multiple generalized Conway spirals which has the least number of vertices. This, however, does not exclude the existence of mono-monostatic 0-skeletons with smaller number of vertices which have less symmetry. Our construction provides 21 as an *upper bound* for the minimal number of vertices and faces of a mono-monostatic 0-skeleton. The lower bound for the number of vertices was given in [11] as 8, from which a lower bound of 6 for the number of faces follows [7].

### 3. CONNECTION TO RELATED OTHER PROBLEMS

**3.1. Mechanical complexity of polyhedra.** It is apparent that constructing monostatic polyhedra is not easy. In [8] this general observation was formalized by introducing the *mechanical complexity*  $C(P)$  of a polyhedron  $P$  as

$$(11) \quad C(P) = 2(V(P) + F(P) - S(P) - U(P)),$$

where  $V(P), F(P), S(P), U(P)$  stand for the number of vertices, faces, stable and unstable equilibrium points of  $P$ , respectively. The *equilibrium class* of polyhedra with given numbers  $S, U$  of stable and unstable equilibria is denoted by  $(S, U)^E$  and the complexity of such class was defined as

$$(12) \quad C(S, U) = \min\{C(P) : P \in (S, U)^E\}.$$

The only material distribution considered in [8] was uniform density. Other types of homogeneous mass distributions, commonly referred to as *h-skeletons* are also possible: 0-skeletons have mass uniformly distributed on their vertices, 1-skeletons have mass uniformly distributed on the edges, 2-skeletons have mass uniformly distributed on the faces. To distinguish between these cases we will apply an upper index to the symbol  $C$  of complexity, indicating the type of skeleton (the absence of index indicates classical homogeneity).

In the case of uniform density (classical homogeneity), the complexity for all non-monostatic equilibrium classes  $(S, U)^E$  for  $S, U > 1$  has been computed in [8]. On the other hand, the complexity has not yet been determined for any of the monostatic classes  $(1, U)^E, (S, 1)^E$ . Lower and upper bounds exist for  $C(S, 1), C(1, U)$  for  $S, U > 1$ . The most difficult appears to be the mono-monostatic class  $(1, 1)^E$  for the complexity  $C(1, 1)$  of which the prize USD 1.000.000/ $C(1, 1)$  has been offered in [8]. Not only is  $C(1, 1)$  unknown, at this point there is no upper bound known either.

**3.2. Complexity of some monostable and mono-unstable polyhedral 0-skeletons.** Admittedly, computing upper bounds for 0-skeletons is easier. This is already apparent in the planar case, where monostatic discs with homogeneous mass distribution in the interior do not exist [9] whereas a monostatic 0-skeleton could be constructed with  $V = 11$  vertices [3]. In 3D, our construction of a 0-skeleton with  $F = 21$  faces and  $V = 21$  vertices (see the top left polyhedron in Figure 3 and Table 1, line 3) offers such an upper bound as

$$(13) \quad C^0(1, 1) \leq 2(21 + 21 - 1 - 1) = 80$$

This is the first known such construction and its existence may help to solve the more difficult cases, in particular, the case with uniform density. In Figure 3 we provide upper bounds for the complexity of 0-skeletons in some other monostatic equilibrium classes as well.

#### 4. CONCLUDING COMMENTS

In this paper, by relying on the geometric idea of Conway spirals, we demonstrated the existence of mono-monostatic 0-skeletons in two and three dimensions. In the former case, by drawing on an earlier result of Dawson [3] we showed that mono-monostatic planar 0-skeletons with  $V = 11$  vertices exist. It follows from another result of Dawson [4] that for  $V = 9$  such constructions can not exist. The  $V = 10$  case is not known. In three dimensions we showed an explicit construction with  $V = 21$  vertices, thus providing an upper bound for the minimal number of vertices. The lower bound is  $V = 8$  [11] and other results are not known. We hope that these constructions will motivate further research to find the minimal number of  $V$  for a mono-monostatic 0-skeleton, both in two and in 3 dimensions.

#### ACKNOWLEDGEMENTS

Support of the NKFIH Hungarian Research Fund grant 134199 and of the TKP2020 IES Grant No. TKP2020 BME-IKA-VIZ is kindly acknowledged.

#### REFERENCES

- [1] A. Bezdek, *On stability of polyhedra*, in: Workshop on Discrete Geometry, Sep 13-16 2011, Fields Institute, Canada, 2490-2491.
- [2] J. H. Conway and R. K. Guy, *Stability of polyhedra*, SIAM Rev. **11** (1969), 78-82.
- [3] R. Dawson, *Monostatic simplexes*, Amer. Math. Monthly **92** (1985), 541-46.
- [4] R. Dawson and W. Finbow, *Monostatic Simplexes III*, Geom. Dedicata **84** (2001), 101-113.
- [5] C. Minich, *Search for small monostatic polyhedra*. WSCG '2012, Plzeň, Czech Republic, June 26-28, 2012, ISSN 1213-6980

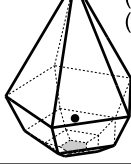
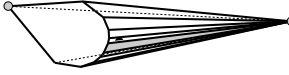
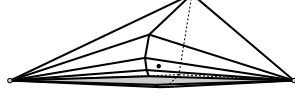
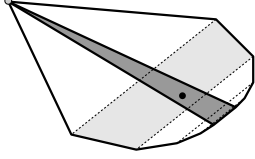
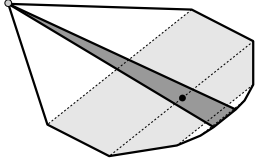
$\begin{smallmatrix} S \\ U \end{smallmatrix}$	1	2	3
1	$[24, 80] (P_{4,5})$ $(F, V) = (21, 21)$ 	$[10, 42]$ $(F, V) = (12, 12)$ 	$[8, 48]$ $(F, V) = (17, 11)$ 
2	$[24, 32]$ $(F, V) = (8, 11)$ 	8 (tetrahedron)	6 (tetrahedron)
3	$[24, 30]$ $(F, V) = (8, 11)$ 	6 (tetrahedron)	4 (tetrahedron)

FIGURE 3. Complexity of some monostable and mono-unstable polyhedra. Drawn representatives of equilibrium classes  $(S, U)$  prove an upper bound for complexity of the respective class, see the bracketed numbers as lower and upper bounds, respectively, in the top left corner of their cells. Since mono-unstable polyhedra with less than 8 vertices (and therefore, by Steinitz's theorem, with less than 6 faces) cannot exist, 24 is a lower bound of complexity of classes  $(S, 1)$ . Complexity of the four non-monostatic classes is exactly known by the existence of simplicial representatives of each class [8]. Coordinates of drawn polyhedra except for the one in class  $(1, 1)$  are given in Table 2.

- [6] H. Minkowski, *Allgemeine Lehrsätze Über die Konvexe Polyeder*, Nachr. Ges. Wiss. Gottingen (1897), 198-219.
- [7] E. Steinitz, *Über die Eulersche Polyederrelationen*, Arch. Math. Phys. **11** (1906), 86-88.
- [8] G. Domokos, F. Kovács, Z. Lángi, K. Regős, P. T. Varga, *Balancing polyhedra*, Ars Mathematica Contemporanea **19**(1) (2020), 95-124. DOI 10.26493/1855-3974.2120.085
- [9] G. Domokos, J. Papadopoulos and A. Ruina, *Static equilibria of planar, rigid bodies: is there anything new?* J. Elasticity **36** (1994), 59-66.
- [10] A. Reshetov, *A unistable polyhedron with 14 faces (English summary)*, Internat. J. Comput. Geom. Appl. **24** (2014), 39-59.
- [11] S. Bozóki, G. Domokos, F. Kovács and K. Regős, *Mono-monostatic polyhedra with point masses have at least 8 vertices*, arXiv preprint <https://arxiv.org/abs/2103.12769>
- [12] P. L. Várkonyi and G. Domokos, *Static equilibria of rigid bodies: Dice, Pebbles and the Poincaré-Hopf Theorem* J. Nonlinear Science **16** (2006), 255-281.

#### APPENDIX A. OPTIMALITY CRITERION

**A.1. Search for polygons.** In this section we look for a minimum of  $z_C(\alpha)$  for given values of  $k$  and  $n$ . It is not known, how many extrema are there but two observations can be done based on the construction of  $M$ . Firstly, consider a circle  $c$  of radius  $-z_{n+1}$  centered at  $O$  in plane  $xz$ , then all vertices of  $M$  are outside  $c$ . Since the radius of  $c$  is also smaller than  $z_0 = 1$ ,  $z_C$  cannot be smaller than  $-1$ .

$(S, U) = (1, 2)$			$(S, U) = (1, 3)$		
$x$	$y$	$z$	$x$	$y$	$z$
0	374	0	0	466	0
154	80	0	166	70	0
124	-32	0	121	-47	0
81	-78	0	71	-87	0
47	-95	0	35	-100	0
24	-100	0	-35	-100	0
-24	-100	0	-71	-87	0
-47	-95	0	-121	-47	0
-81	-78	0	-166	70	0
-124	-32	0	0	-100	-900
-154	80	0	0	-100	900
0	-1200	5000			

$(S, U) = (2, 1)$			$(S, U) = (3, 1)$		
$x$	$y$	$z$	$x$	$y$	$z$
0	374.328	0	0	334.907	0
153.589	80.2023	20	145.019	83.7267	10
124.268	-32.3675	14.9819	145.019	0	9.6018
81.1006	-77.5258	8.45141	94.9161	-68.9606	5.40618
46.9121	-94.4981	3.41302	53.5898	-92.8203	2.10256
23.4562	-100	0	26.7949	-100	0
-23.4562	-100	0	-26.7949	-100	0
-46.9121	-94.4981	3.41302	-53.5898	-92.8203	2.10256
-81.1006	-77.5258	8.45141	-94.9161	-68.9606	5.40618
-124.268	-32.3675	14.9819	-145.019	0	9.6018
-153.589	80.2023	20	-145.019	83.7267	10

TABLE 2. Coordinates of some polyhedra shown in Figure 3. Monostable objects are provided with integer coordinates which would be difficult for mono-unstable ones due to oblique polygonal faces.

Secondly, for any  $i \neq 0$ ,  $z_i < z_0 = 1$ , meaning that  $z_C$  cannot be larger than  $+1$ . We expect to find at least a maximum and a minimum, however, but the largest value of  $z_C$  corresponds to  $\alpha_1 = \dots = \alpha_n = 0, \alpha_{n+1} = \pi$  which is outside the admissible range of parameters. On the other hand, there exists another extremum which is found below to be non-degenerate (and is conjectured to be a minimum indeed but we do not give a rigorous proof for the statement in this paper).

For convenience, let us introduce the following index notation for trigonometric expressions:

$$\begin{aligned} c_{a_1, \dots, a_m} &= \cos(\alpha_{a_1} + \dots + \alpha_{a_m}), \\ s_{a_1, \dots, a_m} &= \sin(\alpha_{a_1} + \dots + \alpha_{a_m}), \\ t_{a_1, \dots, a_m} &= \tan(\alpha_{a_1} + \dots + \alpha_{a_m}). \end{aligned}$$

Hence, (5) can be rewritten as

$$(14) \quad z_C(\alpha) = \frac{1 + k \sum_{i=1}^n c_1 \dots c_i \cdot c_{1\dots i}}{1 + kn}.$$

**Remark 1.** (1) Positivity of  $z_C$  does not depend on the denominator of (8). (2)  $z_C$  has a stationary point  $z_C(\alpha_0)$  for any given  $n$  and  $k$ , if and only if  $\alpha_0$  is a stationary point of  $S_n$ . (3) Even if a stationary point exists, it does not necessarily mean the existence of a minimum.

Consider  $S_n$ , i.e., the sum in the numerator of (14) as a function of  $\alpha$ :

$$(15) \quad S_n(\alpha) = c_1 \cdot c_1 + c_1 c_2 \cdot c_{12} + \dots + c_1 c_2 \dots c_n \cdot c_{12\dots n}.$$

In order to find its stationary point(s), first partial derivatives should be analysed. They are written below in descending order of variables; the first one reads

$$(16) \quad \begin{aligned} \frac{\partial S_n(\alpha)}{\partial \alpha_n} &= -c_1 c_2 \dots c_{n-1} s_n \cdot c_{12\dots n} - c_1 c_2 \dots c_{n-1} c_n \cdot s_{12\dots n} \\ &= -c_1 c_2 \dots c_{n-1} \cdot s_{12\dots(n-1)nn}. \end{aligned}$$

Equating it to zero (and noting that  $\alpha_i < \pi/2, i = 1 \dots n$ ), stationarity requires  $\alpha_1 + \alpha_2 + \dots + \alpha_{n-1} + 2\alpha_n = \pi$ . Considering also the natural condition (see Figure 1)  $\alpha_1 + \alpha_2 + \dots + \alpha_{n-1} + \alpha_n + \alpha_{n+1} = \pi$ , we obtain

$$(17) \quad \alpha_n = \alpha_{n+1}.$$

In general, it is useful to note that

$$(18) \quad c_{1\dots m} = -c_{(m+1)\dots nn} \quad \text{and} \quad s_{1\dots m} = s_{(m+1)\dots nn}$$

For an arbitrary  $m$  ( $1 \leq m < n$ ), the partial derivative is as follows:

$$(19) \quad \begin{aligned} \frac{\partial S_n(\alpha)}{\partial \alpha_m} &= -c_1 \dots c_{m-1} s_m \cdot c_{1\dots m} - c_1 \dots c_m \cdot s_{1\dots m} \\ &\quad - c_1 \dots c_{m-1} s_m c_{m+1} \cdot c_{1\dots m(m+1)} - c_1 \dots c_m c_{m+1} \cdot s_{1\dots m(m+1)} \\ &\quad - (\dots) \\ &\quad - c_1 \dots c_{m-1} s_m c_{m+1} \dots c_n \cdot c_{1\dots n} - c_1 \dots c_n \cdot s_{1\dots n}. \end{aligned}$$

Applying (18) to get rid of any  $\alpha_i$  ( $i \leq m$ ), equating (19) to zero and factorizing  $c_m$  and  $s_m$ , finally we get

$$(20) \quad t_m(\alpha_{m+1}, \dots, \alpha_n) = \frac{s_{(m+1)\dots nn} + c_{(m+1)} s_{(m+2)\dots nn} + \dots + c_{(m+1)} \dots c_n s_n}{c_{(m+1)\dots nn} + c_{(m+1)} c_{(m+2)\dots nn} + \dots + c_{(m+1)} \dots c_n c_n}.$$

Since  $\alpha_m = \arctan t_m$  is unique in the geometrically possible range  $(0, \pi/2)$ , (17) and (20) successively yield univariate expressions for all  $\alpha_i$  in terms of  $\alpha_n$ .

We note that for small  $n$  it looks convenient to rewrite our expressions in terms of  $t_{n+1} = t$  (validity of the four expressions below can be checked by elementary calculations):

$$(21) \quad t_n = t$$

$$(22) \quad t_{n-1} = \frac{3t}{2-t^2}$$

$$(23) \quad t_{n-2} = \frac{t(13-8t^2)}{(t^2-6)(2t^2-1)}$$

$$(24) \quad t_{n-3} = \frac{t(146-471t^2-44t^4-34t^6)}{3(16-109t^2+147t^4-41t^6+2t^8)}, \text{ etc.}$$

Unfortunately the complexity of expressions rapidly increases, so there is probably no analytic solution to the problem but numeric experiments can easily be conducted.

**Example.** Let us investigate the case  $k=2, n=4$ . Either on the basis of (20),

$$(25) \quad \alpha_3(\alpha_4) = \arctan \frac{s_{44} + c_4 s_4}{c_{44} + c_4 c_4},$$

$$(26) \quad \alpha_2(\alpha_4) = \arctan \frac{s_{344} + c_3 s_{44} + c_3 c_4 s_4}{c_{344} + c_3 c_{44} + c_3 c_4 c_4},$$

$$(27) \quad \alpha_1(\alpha_4) = \arctan \frac{s_{2344} + c_2 s_{344} + c_2 c_3 s_{44} + c_2 c_3 c_4 s_4}{c_{2344} + c_2 c_{344} + c_2 c_3 c_{44} + c_2 c_3 c_4 c_4},$$

or in the style of (21)-(24), a numeric experiment shows that

$$(\alpha_1 \dots \alpha_5) = (67.259, 44.074, 29.596, 19.536, 19.536)^\circ$$

is a stationary point. In particular, it can be shown that no more stationary points exist in the admissible range of  $t$ : in order for all  $t_i$  to be nonnegative,  $0 < t < \approx 0.44226$  and in this range (21)-(24) are all monotonically increasing. Thus, so do all  $\arctan(t_i)$  and hence their sum, guaranteeing that there is exactly one  $t$  for which  $\sum_{i=1}^5 = \pi$ . For the present configuration the centroidal  $z$  coordinate is  $z_C = 0.03254 > 0$ ; thus,  $P_{4,2}$  is still not monostable.

**Remark 2.** This result for 9-sided polygons is an immediate consequence of [4], as a monostatic 0-skeleton with  $V = 9$  would imply the existence of a monostatic simplex in  $d = 8$  dimensions, which is impossible.

**A.2. Extension of the search for 3D.** Taking into account the different conditions of monostability imposed by polygonal lines  $M$  and  $N$  in Subsection 2.2, stationary point of  $z_C$  exists if and only if (9) is also stationary.

The last term in (9) affects only the derivative of  $S_n^*$  with respect to  $\alpha_1$ . Reconsidering (19) with  $m = 1$ ,

$$\begin{aligned} \frac{\partial S_n^*(\alpha)}{\partial \alpha_1} &= -s_1 \cdot c_1 - c_1 \cdot s_1 - s_1 c_2 \cdot c_{12} - c_1 c_2 \cdot s_{12} - \dots \\ &\quad - c_1 \dots c_n \cdot c_{1\dots n} - c_1 \dots c_n \cdot s_{1\dots n} + \frac{1}{k} 2s_1 c_1 \tan^2 \frac{\pi}{k}, \end{aligned}$$

and using trigonometric functions of the double of  $\alpha_1$  we get

$$\frac{\partial S_n^*(\alpha)}{\partial \alpha_1} = -s_{11} - c_2 \cdot s_{112} - c_2 c_3 \cdot s_{1123} - \dots - c_2 \dots c_n \cdot s_{11\dots n} + \frac{s_{11}}{k} \tan^2 \frac{\pi}{k}.$$

After factorization of terms  $s_{11}$  and  $c_{11}$ , as well as equating the derivative to zero, the final formula is obtained as follows:

$$(28) \quad t_{11}(\alpha_2, \dots \alpha_n) = -\frac{c_2 s_2 + c_2 c_3 s_{23} + \dots + c_2 \dots c_n s_{2\dots n}}{1 + c_2 c_2 + c_2 c_3 c_{23} + \dots + c_2 \dots c_n c_{2\dots n} - \tan^2(\pi/k)/k}.$$

*Email address:* kovacs.florian@emk.bme.hu

MTA-BME MORPHODYNAMICS RESEARCH GROUP, BUDAPEST UNIVERSITY OF TECHNOLOGY AND ECONOMICS, MŰEGYETEM RPK. 1-3., BUDAPEST, HUNGARY, 1111

DEPARTMENT OF STRUCTURAL MECHANICS, BUDAPEST UNIVERSITY OF TECHNOLOGY AND ECONOMICS, MŰEGYETEM RPK. 1-3., BUDAPEST, HUNGARY, 1111

*Email address:* domokos@iit.bme.hu

MTA-BME MORPHODYNAMICS RESEARCH GROUP, BUDAPEST UNIVERSITY OF TECHNOLOGY AND ECONOMICS, MŰEGYETEM RPK. 1-3., BUDAPEST, HUNGARY, 1111

BME DEPARTMENT OF MECHANICS AND STRUCTURES, BUDAPEST UNIVERSITY OF TECHNOLOGY AND ECONOMICS, MŰEGYETEM RPK. 1-3., BUDAPEST, HUNGARY, 1111