

THE COMBINATORIAL GAME NOFIL PLAYED ON STEINER TRIPLE SYSTEMS

Melissa A. Huggan¹

Department of Mathematics, Ryerson University
Toronto, Ontario, Canada
melissa.huggan@ryerson.ca

Svenja Huntemann²

Dept. of Math. and Phys. Sciences, Concordia University of Edmonton
Edmonton, Alberta, Canada
svenja.huntemann@concordia.ab.ca

Brett Stevens³

School of Mathematics and Statistics, Carleton University
Ottawa, Ontario, Canada
brett@math.carleton.ca

Abstract

We introduce an impartial combinatorial game on Steiner triple systems called NOFIL. Players move alternately, choosing points of the triple system. If a player is forced to fill a block on their turn, they lose. We explore the play of NOFIL on all Steiner triple systems up to order 15 and a sampling for orders 19, 21, and 25. We determine the optimal strategies by computing the nim-values for each game and its subgames. The game NOFIL can be thought of in terms of play on a corresponding hypergraph. As game play progresses, the hypergraph shrinks and will eventually be equivalent to playing the game NODE KAYLES on an isomorphic graph. NODE KAYLES is well studied and understood. Motivated by this, we study which NODE KAYLES positions can be reached, i.e. embedded into a Steiner triple system. We prove necessary conditions and sufficient conditions for the existence of such graph embeddings and conclude that the complexity of determining the outcome of the game NOFIL on Steiner triple systems is PSPACE-complete.

Keywords: Steiner triple systems, combinatorial game theory, computational complexity, graph embedding.

¹Supported by the Natural Sciences and Engineering Research Council of Canada (funding reference number PDF-532564-2019).

²Supported by the Natural Sciences and Engineering Research Council of Canada (funding reference number PDF-516619-2018).

³Supported by the Natural Sciences and Engineering Research Council of Canada (funding reference number RGPIN 06392).

1 Introduction

Many games are played on graphs. Focusing on particular graph families allows for investigating how graph properties and structures give insight into player strategies and whether a player can win the game. Playing games on combinatorial designs has been explored in several contexts. For example, Cops and Robbers, a pursuit-evasion game, was played on designs in [7], where it was shown that extremal cop-numbers are attained in certain families of designs. More recently, it was shown in [8] that for Cops and Robbers with an invisible robber, a strategy for capture can be derived from the structure of the design. Tic-Tac-Toe on a finite affine or projective plane has been studied [10] and the outcome determined for every finite plane. The first player can win in the affine planes of orders 2, 3, and 4 and the projective plane of order 2. The second player can force a draw in all other finite planes. Eric Mendelsohn coined a triple packing game in the 1980s which belongs to the class of impartial combinatorial games. The triple packing game was explored in [18], and although the comprehensive Sprague-Grundy Theory of impartial games applies, it is presumed to be difficult.

In this paper, we examine a game played on a block design which we call NOFIL (Next One to Fill Is the Loser). The game ruleset is as follows.

Definition 1 (NOFIL). The *board* is a block design. On their turn, a player chooses an unplayed point from the design which does not complete a block of *played* points. Chosen points are simply considered *played*, regardless of the player who chose them. If all but one point from any block have been played, then the last point is unplayable. If every unplayed point is also unplayable, then no move is possible, the game ends, and the last player to move wins.

The set of played points at the end of the game form a maximal independent set in the sense of not containing any hyperedge (block) [19]. We note that the game can be played on any hypergraph but we are interested in showing that the more restricted universe of designs contains all the complexity of a similar game played on graphs. We will focus on studying NOFIL specifically on Steiner triple systems.

Definition 2 ([12]). A *Steiner triple system* (STS(v)) (V, \mathcal{B}) is a set V of v elements (points or vertices) together with a collection \mathcal{B} of 3-subsets (blocks or triples) of V with the property that every 2-subset of V occurs in exactly one block $B \in \mathcal{B}$. The size of V is the *order* of the STS.

For NOFIL played on a Steiner triple system, if two out of three points of a block have been played, the last point is unplayable. At any time during the game, the vertices/points can be divided into three groups:

- **Played:** Those that have been chosen already. We denote this set by P . The rules of the game imply that for every block B in the design we have $B \not\subseteq P$.
- **Unplayable:** If all but one point in a block have been played, the last point is unplayable. We denote the set of such points by U .
- **Available:** The set of remaining unplayed points, which are still playable, is denoted A .

On each turn, the set of played points, P , increases by one and the remaining points can be partitioned between those that are unplayable, U , because they appear on a triple with two already played points, and those that are available, A , which have at most one played point in every block on which they appear. The set A decreases by at least one each turn, while U is non-decreasing. If we concentrate on just the playable points, we can restrict our attention to the hypergraph on A , inherited from the STS, which encodes the available plays and any restrictions among points. Its hyperedges are those maximal subsets of blocks which consist of available points and which, if all played, would complete a block of played points. To demonstrate what these maximal subsets are, based on the sets P , A and U , we first analyze a sample game play on an STS(9) in Example 3, then discuss them in general. Whenever possible, we denote a triple containing $x, y, z \in V$ by xyz , otherwise we will use set notation, $\{x, y, z\}$.

Example 3. Consider an STS(9), shown in Figure 1, where the points are $V = \{1, 2, 3, 4, 5, 6, 7, 8, 9\}$ and the blocks are

$$\mathcal{B} = \{123, 456, 789, 147, 258, 369, 159, 267, 348, 168, 249, 357\}.$$

A game on the STS(9) could play out as summarized in Table 1, where the columns P , A , and U give the respective disjoint sets of points described above. The *blocks* column shows the list of blocks of the design, where points within a block are overlined if they have been played. No block is allowed to have all three of its points overlined. The *available hypergraph* column describes the restrictions of points within blocks. For example, “23” indicates that points 2 and 3 are on a block together, and both cannot be chosen because the third point in the block has been played. Consider a

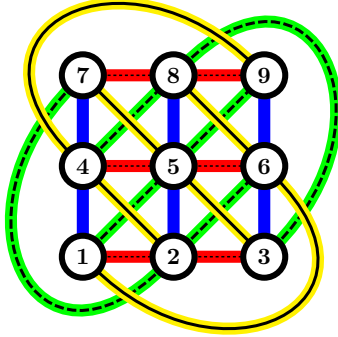


Figure 1: A Steiner triple system of order 9.

block 348 and suppose 3 becomes unplayable. Then on the next turn, the 48 hyperedge is removed because there is no restriction on playing both 4 and 8, as the block can never be completed. The last column, *hypergraph figure*, presents the modification to Figure 1 throughout the proposed game play. The greyed out vertices represent unplayable points. The blacked out vertices represent the played points. All games played on the unique STS(9) are equivalent to this sequence of play, up to isomorphism. In this example, after turn 4 the game is over and Player 2 has won the game.

When playing NOFIL on a general STS(v), we first consider triples that contain unplayable points. If a triple xyz has at least one unplayed point x which is unplayable, then no restrictions are derived for the points y and z from that block. However, one or more of them could become unplayable based on restrictions caused by the play on other blocks. If there are no available points on the block, this is self evident. If there are available points on such a block, then since there is one unplayable point, no matter how play proceeds, this block can never possibly contain three played points. Thus no subset of a block which contain at least one unplayable point is a hyperedge.

If a block has no unplayable points, it can contain only played and available points. Any two played points on a block determine that the third point on the block is unplayable. Thus blocks with two played points also do not contribute to the hyperedges. The only remaining blocks to consider either

Turn	P	A	U	Blocks	Available Hypergraph	Hypergraph Figure
1	1	2, 3, 4, 5, 6, 7, 8, 9		$\bar{1}23, 456, 789,$ $\bar{1}47, 258, 357,$ $369, \bar{1}59, 267$ $348, \bar{1}68, 249$	23, 456, 789, 47, 258, 357, 369, 59, 267, 348, 68, 249	
2	1, 2	4, 5, 6, 7, 8, 9	3	$\bar{1}23, 456, 789,$ $\bar{1}47, \bar{2}58, 357,$ $369, \bar{1}59, \bar{2}67,$ $348, \bar{1}68, \bar{2}49$	456, 789, 47, 58, 59, 67, 68, 49	
3	1, 2, 6	4, 5, 9	3, 7, 8	$\bar{1}23, 45\bar{6}, 789,$ $\bar{1}47, \bar{2}58, 357,$ $3\bar{6}9, \bar{1}59, \bar{2}67,$ $348, \bar{1}68, \bar{2}49$	45, 59, 49	
4	1, 2, 6, 4		3, 7, 8, 5, 9	$\bar{1}23, 45\bar{6}, 789,$ $\bar{1}47, \bar{2}58, 357,$ $3\bar{6}9, \bar{1}59, \bar{2}67,$ $3\bar{4}8, \bar{1}68, \bar{2}49$		

Table 1: Example of game play on an STS(9).

contain three available points or two available points and a played point. The former are included in their entirety as a hyperedge and the latter are included as a hyperedge of size two containing the two available points. We call this the *available hypergraph*.

Game theorists are interested in understanding the computational complexity of a game to get a measure of how difficult it will be to determine the winner. This is a decision problem as follows: *Given a position G , can the first player win: yes or no?* Here, the position G could be any possible

position that can occur during game play or we may restrict to starting positions only. If the answer can be determined with a polynomial amount of storage (with respect to the size of the input information), then the problem is considered to be in PSPACE. PSPACE-hard problems are at least as hard as all the hardest problems in PSPACE. Note that there is no restriction on computation time, although a problem in P, which are those problems requiring a polynomial amount of time, only has time to access a polynomial amount of memory. A problem is PSPACE-complete if it is in PSPACE and is also PSPACE-hard. In other words, it is among the hardest problems in PSPACE. It is important to note that when studying the decision problem for starting positions only, the computational complexity might be “simpler” as optimal game play from a starting position could avoid the most difficult positions. For more background in complexity theory and how it relates to game theory, see [13].

Knowing that the game of interest, after a sequence of plays, is equivalent to another game for which we know the computational complexity tells us that the original game is at least as complex as the games embedded within it in this manner. When the available hypergraph is a graph, NOFIL is equal to another game and we will focus on embedding it into NOFIL. In the example, the available hypergraph is first isomorphic to a graph at the end of the third turn, where it is isomorphic to K_3 . Once the available hypergraph is a graph, it will continue to be a graph until the end of the game.

The combinatorial game played on an arbitrary graph, where players alternately choose a vertex that is not adjacent to a played vertex, and mark it as “played”, is called NODE KAYLES. An equivalent formulation of the game focuses on the available graph, which is the graph induced by the available points. The second point on an edge with a played point is unavailable and thus the available graph is obtained by deleting a played vertex and all its neighbours. NODE KAYLES has been well studied in combinatorial game theory. Determining the winning player in NODE KAYLES for a given graph is PSPACE-complete [20]. For many families of graphs, determining the winning player when starting on one of these graphs is a polynomial problem [4, 5, 15, 6]. Note that the complexity for NODE KAYLES is the same when restricting to starting positions only as any position throughout the game is equivalent to a starting position by using the equivalent formulation. For more background on NODE KAYLES, see [17], where it is shown to be an excellent venue to explore the differences between Conway’s various combinatorial game theory winning conditions and ways of combining games.

NOFIL ends when $A = \emptyset$ and the available hypergraph is empty. Since an empty hypergraph is also a graph, there is a turn in every game play when the available hypergraph on A is simply a graph, possibly one with no edges or no vertices. In the above example, this first happens at turn 3 where the available hypergraph is the graph K_3 with vertices labeled as 4, 5, and 9. From this turn forward the players are effectively playing NODE KAYLES on K_3 and the available hypergraphs for all remaining turns will be graphs. In the case of K_3 , once one of the points is chosen, the game terminates. Different lines of play may leave different graphs on which NODE KAYLES is played. For this reason, determining the winner of the game on the design, might require analyzing NODE KAYLES on the possible available hypergraphs and graphs that could appear. In particular the complexity of determining the winner on a design or the available hypergraph is bounded below by the complexities for determining the winner on the positions which appear, including the positions equivalent to NODE KAYLES. We are interested in which graphs can appear as available hypergraphs. We call these graphs *embedded* in the original design. Understanding these substructures will give insight into the complexity of the original game.

1.1 Combinatorial Game Theory

A *combinatorial game* is a two player game of perfect information and no chance, where players move alternately. A well-studied winning convention is *normal play*, where the player without a move on their turn loses. Cops and Robbers and Tic-Tac-Toe are combinatorial games, but neither uses the normal play convention for winning. Mendelsohn's triple packing game is a combinatorial games with normal play, as is NOFIL.

Often times we are interested in who wins a game and the winner's strategy. The techniques which are used to study a particular combinatorial game depend on the options available to the players. The set of all options that can be encountered in any line of play of a game is called the *followers* of the game. If both players have the same options available from any game position, the game is called *impartial*. The game of NIM, played on heaps of counters, is the prototypical example of an impartial game [1, 21]. In 1902, Bouton [9] proved the complete theory of NIM; Sprague [22, 23] and Grundy [16] independently proved that every impartial game is equivalent to a nim-heap. Hence, the techniques used to solve NIM can be used to solve all impartial games. In particular, the Sprague-Grundy theory can be used to determine the game value for impartial games, from which we can determine who can win. The value of an impartial game

is calculated recursively via the minimum excluded value. The *minimum excluded value*, or *mex*, of a set $S \subseteq \mathbb{N}$ is the least non-negative integer not included in S . The *Grundy value*, or *nim-value*, of an impartial game H is given by $\mathcal{G}(H) = \text{mex}\{\mathcal{G}(K) \mid K \text{ is an option of } H\}$. For example, $\text{mex}\{\} = 0$, $\text{mex}\{0, 1, 3, 4, 5\} = 2$, and $\text{mex}\{2, 7, 9\} = 0$. The game tree of an impartial game G is defined recursively. It has a root at depth 0, labeled by G , which is drawn at the top of any diagram showing the game tree. The children of any node labeled by the game H are the rooted game trees of all the options of H . Figure 2 shows a simple game tree with each node labeled by its nim-value. Leaves have no options, and so the player whose turn it is will lose if they are presented with those positions. The first player can win the game by playing to the node at level 1 labeled by 0. If the first player mistakenly moves to the node labeled 1, they will lose when the second player moves to the node at level 2 labeled by 0.

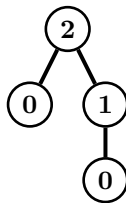


Figure 2: Game tree of an impartial game with nim-value 2.

One of the important results in impartial combinatorial game theory is that the winner under optimal play can be determined from the nim-value.

Theorem 4 ([1]). *Let G be an impartial game under the normal play winning convention. The game G is won by the second player if and only if the nim-value is zero.*

Proof. The proof is an induction on the height of the game tree. If a game has no options, it is lost by the first player. The nim-value of G is the minimum excluded value of the nim-values of the options of G . If the options are an empty set then $\mathcal{G}(G) = \text{mex}\{\} = 0$. We assume that the theorem holds for all game trees of heights no more than h . Consider a game tree of height $h + 1$. The heights of the subtrees at each neighbour of the root are no more than h so the winner on each node is determined by its nim-value respectively. If there is a neighbour with nim-value 0, then the induction shows that the first player can win by moving to that position. Correspondingly, the nim-value at the root must have a positive nim-value because the

minimum excluded value is taken over a set containing 0. If none of the neighbours of the root have nim-value 0, then induction gives that no matter which play the first player makes, they will lose. Since no neighbour has nim-value 0, the minimum excluded value over all neighbours will be 0 and this gives that the nim-value of the game at the root is 0. \square

If a game is won by the second player (also called the *Previous player*), then the game is called a \mathcal{P} -position. Otherwise, there exists a winning strategy for the first player (also called a *Next player*) and the game is an \mathcal{N} -position. Next we give a detailed example involving these concepts. For more background in combinatorial game theory, see [1, 21].

Example 5. Let us analyze playing NODE KAYLES on the disjoint union of a path of length 2 and a disjoint vertex, shown in Figure 3. Since we

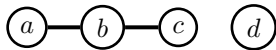


Figure 3: The graph $P_3 \dot{\cup} K_1$.

need to know the nim-values of all followers, we start by determining the nim-values of some small graphs. NODE KAYLES played on an empty graph has no moves so nim-value 0. A single vertex has only one option, the empty graph, and thus has nim-value $\text{mex}\{0\} = 1$. The disjoint union of two vertices again has only one option up to isomorphism, the single vertex which has nim-value 1, thus the nim-value of two disjoint nodes is $\text{mex}\{1\} = 0$. When playing NODE KAYLES on just the path P_3 (without the additional disjoint vertex), playing on vertex b leaves an empty graph; playing on either a or c leaves a single vertex. These two options have nim-values 0 and 1 respectively and thus the nim-value of P_3 is $\text{mex}\{0, 1\} = 2$. We are now ready to consider playing NODE KAYLES on $P_3 \dot{\cup} K_1$. Playing vertex a or c leaves the disjoint union of two vertices, which has nim-value 0. Playing vertex b leaves a single vertex, which has nim-value 1. Playing vertex d leaves P_3 , which has nim-value 2. Thus the nim-value of $P_3 \dot{\cup} K_1$ is $\text{mex}\{0, 1, 2\} = 3$. The game tree of this game is shown in Figure 4 with the edges labeled by the vertices played and the nodes labeled with nim-values.

The paper is presented as follows. In Section 2 we explore playing NOFIL on small Steiner triple systems. We compute the nim-values for all STSs of order no more than 15 and report the nim-values for some STS(19)s, STS(21)s, and STS(25)s. As a special case, we give the entire game tree for

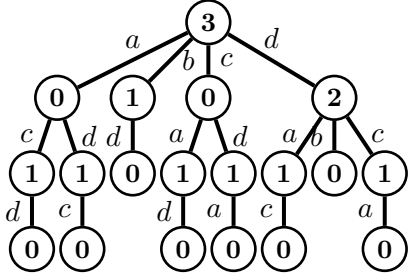


Figure 4: Game tree of NODE KAYLES played on $P_3 \dot{\cup} K_1$.

the cyclic STS(13). We also explore nim-values encountered in subpositions as these games are played. Furthermore, we prove a general result for nim-values of designs which are vertex-transitive, Proposition 6. With the end goal of proving the complexity of NOFIL on Steiner triple systems, the rest of the paper examines necessary and sufficient conditions for graph embeddings in Steiner triple systems. In Lemma 7 we derive bounds on the size of the set of unplayable points in terms of the other parameters of the design, vertex partition, and graph. Using this result, in Theorem 8 we derive bounds on v . Together, these results give necessary conditions for the graph embedding. Next, in Section 4, we derive sufficient conditions for graph embeddings. We prove that any graph can be embedded in a Steiner triple system providing that the order of the design is large enough, Theorem 10. We conclude the paper by proving that the complexity of determining the outcome class of NOFIL is PSPACE-complete, Corollary 11.

2 Nim-Values of NOFIL

In this section we investigate the game NOFIL played on Steiner triple systems of small orders. We determine the winner under optimal play and determine the nim-values using SageMath [25]. The unique STS(7) is the projective plane over \mathbb{F}_2 . The first three points played cannot all be on a block, therefore they must be non-collinear. The projective linear group acts 3-transitively on non-collinear triples of points [11], thus all lines of play are isomorphic up to the third turn of play. The three points on the unique line disjoint from the first three played points are now unplayable and only one point remains available and thus the game ends after the fourth turn and the second player has won. All second player win games have nim-value 0

by Theorem 4.

The unique STS(9) is the affine plane over \mathbb{F}_3 . The affine linear group again acts 3-transitively on non-collinear points [14], so just as in the STS(7) all possible lines of play are isomorphic for the first three moves. From the game played in Example 3, we see that after the third turn the game has become isomorphic to playing NODE KAYLES on K_3 and again all moves are the same up to isomorphism. Thus the game ends after the fourth turn, the second player has won, and the nim-value is 0. In playing NOFIL on either the STS(7) or the STS(9), up to isomorphism, there are no choices for the players to make; every game ends in exactly four moves with the second player winning.

The automorphism groups of these two STSs mean that different lines of play are isomorphic to each other and this simplified the computation of their nim-values. We can use the transitivity of a design's automorphism group to reduce the possible nim-values of NOFIL. If a design has a vertex transitive automorphism group, then all the positions encountered by the second player at the start of the second turn are isomorphic to each other. If that position, and hence all positions at the start of the second turn, has nim-value 0, then the nim-value of the initial game is $\text{mex}\{0\} = 1$. If the nim-value of that position is $x > 0$, then the nim-value of the initial game is $\text{mex}\{x\} = 0$ for any $x > 0$. Thus we have proved the following.

Proposition 6. *If a hypergraph has a vertex-transitive automorphism group, then the nim-value of NOFIL played on this hypergraph is either 0 or 1.*

We state this proposition for general hypergraphs so it can be applied after the first turn. For example, in both the STS(7) and STS(9) the automorphism groups are at least 3-transitive on non-collinear points, so the available hypergraphs at the start of the first three moves all have vertex transitive automorphism groups and the proposition applies. The broad utility of this proposition for designs and even Steiner triple systems is limited however because it is known that almost all Steiner triple systems have trivial automorphism groups [2], so Proposition 6 is a highly special case.

Using SageMath [25] we have computed that NOFIL played on either of the non-isomorphic STS(13)s has nim-value 1. This means that each is won by the first player if the first player plays optimally. However, not all lines of play are isomorphic in these STSs. There is one cyclic STS(13) with a vertex transitive automorphism group. It is generated from base blocks $\{0, 3, 4\}$ and $\{0, 5, 7\}$ in \mathbb{Z}_{13} . Using the fact that all first moves are equivalent up to isomorphism allows us to reduce the game-tree enough to display it. Its structure is shown in Figure 5. Inside each node is the nim-value of the

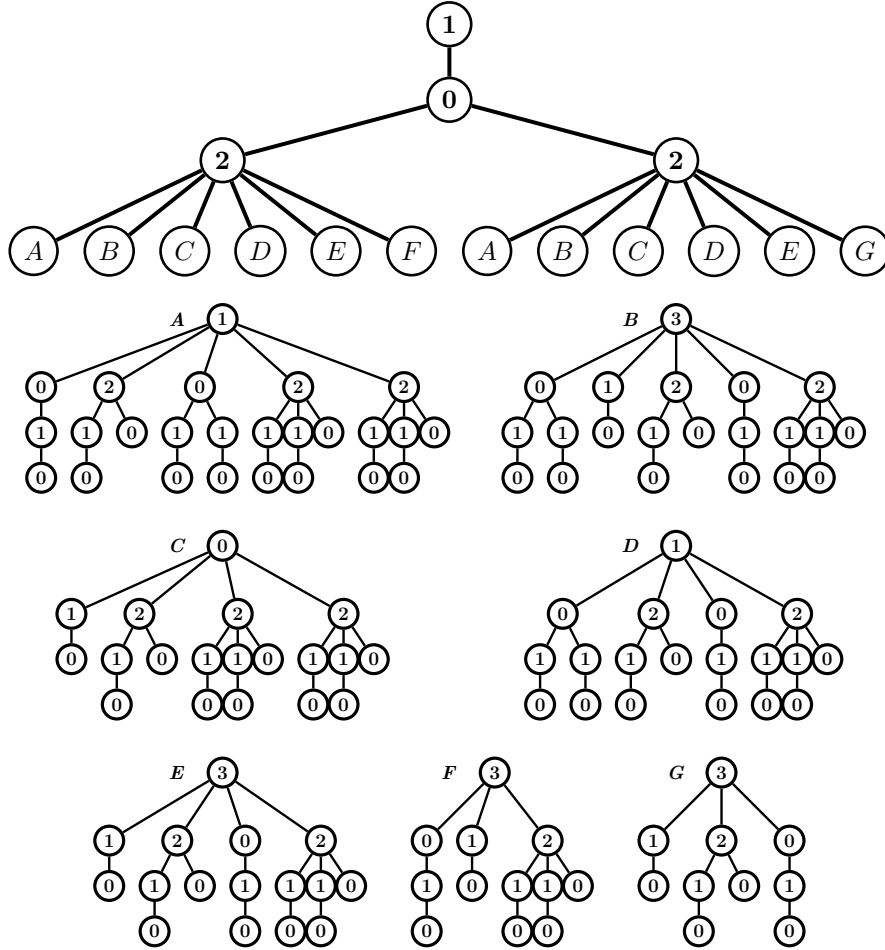


Figure 5: The game-tree of NOFIL played on the cyclic STS(13).

position rooted at that node. It can be seen that although the first player can win playing optimally, there are opportunities for the first player to lose. For examples, note that it is the first players turn at the nodes of even depth. If the first player moves to any node with non-zero nim-value, they will have offered the second player an opportunity to win. On the first player's second turn they must move to subtree *C*; the second player can win from any of the other subtrees at depth 3. The other STS(13) has 4 orbits of vertices and its game tree is too large to display. The highest nim-values of any of the followers of either STS(13) is 3. The positions labeled *B*, *E*, *F*, and *G* in Figure 5 are the positions with nim-value 3.

We also computed that of the 80 non-isomorphic STS(15)s, 73 have nim-value 0, one has nim-value 1, five have nim-value 2, and one has nim-value 3. The four of these that are resolvable all have nim-value 0. Using hill climbing [24] we generated 2000 distinct STS(19); all that we generated have nim-value 1. Similarly we generated 1000 distinct STS(21); 941 had nim-value 0 and 59 had nim-value 2. We generated 400 distinct STS(25); 245 had nim-value 1 and 155 had nim-value 3. From these experiments there is an apparent pattern that odd and even nim-values predominate for $v \equiv 1, 3 \pmod{6}$ respectively. The average time to compute the nim-value of an STS(19) with a SageMath program is 102s, so exhaustively determining the nim-value for all 11084874829 is unfortunately infeasible this way.

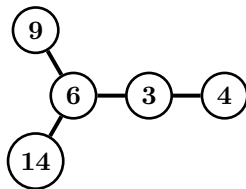


Figure 6: Smallest available hypergraph with nim-value 3 encountered when playing NOFIL on STS up to order 15.

The smallest available hypergraph with nim-value 2 is the 2-path. This is encountered when playing NOFIL on the cyclic STS(13) and is the middle subtree of position B in Figure 5. The smallest available hypergraph with nim-value 3 encountered when playing NOFIL on Steiner triple systems of orders no more than 15 is shown in Figure 6, with the nodes labeled as in the embedding shown in Table 2. Because some points are represented by two digit numbers we list blocks as sets. It does not appear when playing on either of the STS(13). It is a subposition in the games played on 39 of the 80 non-isomorphic STS(15)s. We give one example in Table 2. In this example playing vertices 9 or 14 gives the disjoint union of an edge and a vertex, which has nim-value 0. Playing vertex 3 leaves two disjoint vertices, which has nim-value 0. Playing vertex 6 gives a single vertex, which has nim-value 1. Playing vertex 4 leaves a path, which has nim-value 2. There is one hypergraph on fewer points with nim-value 3: the disjoint union of a path on three vertices, P_3 , and K_1 discussed in Example 5. It does not occur as a subposition of NOFIL played on any STS of order 15 or smaller, but it does occur as a subposition played on an STS(19). In Section 3 we will see that some counting arguments show that 19 is the smallest possible order

of an STS which could contain this disjoint union. The smallest available hypergraph with nim-value 4 found amongst the Steiner triple systems with order no more than 15 is shown in Table 3. It only occurs in two of the 80 non-isomorphic STS(15)s. No available hypergraph with nim-value 5 is found when playing NOFIL on the STSs with order no more than 15.

P	$\bar{0}, \bar{2}, \bar{7}, \bar{12}$
A	$\underline{3}, \underline{4}, \underline{6}, \underline{9}, \underline{14}$
U	1, 5, 8, 10, 11, 13
PPU	$\{\bar{0}, \bar{2}, 1\}, \{\bar{0}, \bar{7}, 8\}, \{\bar{0}, \bar{12}, 11\}$ $\{\bar{2}, \bar{7}, 13\}, \{\bar{2}, \bar{12}, 10\}, \{\bar{7}, \bar{12}, 5\}$
PAA	$\{\bar{0}, \underline{3}, \underline{4}\}, \{\bar{2}, \underline{3}, \underline{6}\}, \{\bar{7}, \underline{6}, \underline{14}\}, \{\bar{12}, \underline{6}, \underline{9}\}$
PAU	$\{\bar{0}, \underline{6}, 5\}, \{\bar{0}, \underline{9}, 10\}, \{\bar{0}, \underline{14}, 13\}, \{\bar{7}, \underline{9}, 1\},$ $\{\bar{12}, \underline{14}, 1\}, \{\bar{2}, \underline{4}, 5\}, \{\bar{2}, \underline{9}, 8\}, \{\bar{2}, \underline{14}, 11\},$ $\{\bar{7}, \underline{3}, 10\}, \{\bar{12}, \underline{3}, 13\}, \{\bar{7}, \underline{4}, 11\}, \{\bar{12}, \underline{4}, 8\}$
PUU	\emptyset
AAU	$\{\underline{4}, \underline{6}, 1\}, \{\underline{3}, \underline{14}, 8\}, \{\underline{3}, \underline{9}, 11\},$ $\{\underline{4}, \underline{9}, 13\}, \{\underline{4}, \underline{14}, 10\}, \{\underline{9}, \underline{14}, 5\}$
AUU	$\{\underline{3}, 1, 5\}, \{\underline{6}, 8, 13\}, \{\underline{6}, 10, 11\}$
UUU	$\{1, 8, 11\}, \{1, 10, 13\}, \{5, 8, 10\}, \{5, 11, 13\}$

Table 2: STS(15) with an available hypergraph with nim-value 3 embedded.

3 Necessary conditions for embedding a graph in an STS

Some of the interesting examples of nim-values amongst the subpositions of the games on small Steiner triple systems corresponded to available hypergraphs that were graphs. In addition, NODE KAYLES is well understood on graphs and offers an avenue to begin to understand aspects of NOFIL.

P	$\bar{0}, \bar{7}, \bar{11}$
A	$\underline{1}, \underline{2}, \underline{3}, \underline{5}, \underline{6}, \underline{9}, \underline{10}, \underline{13}, \underline{14}$
U	$4, 8, 12$
PPU	$\{\bar{0}, \bar{7}, 8\}, \{\bar{0}, \bar{11}, 12\}, \{\bar{7}, \bar{11}, 4\}$
PAA	$\{\bar{0}, \underline{1}, \underline{2}\}, \{\bar{0}, \underline{5}, \underline{6}\}, \{\bar{0}, \underline{9}, \underline{10}\}, \{\bar{0}, \underline{13}, \underline{14}\}$ $\{\bar{7}, \underline{1}, \underline{9}\}, \{\bar{7}, \underline{2}, \underline{13}\}, \{\bar{11}, \underline{2}, \underline{14}\}, \{\bar{7}, \underline{3}, \underline{10}\}$ $\{\bar{11}, \underline{3}, \underline{9}\}, \{\bar{11}, \underline{5}, \underline{13}\}, \{\bar{7}, \underline{6}, \underline{14}\}, \{\bar{11}, \underline{6}, \underline{10}\}$
PAU	$\{\bar{0}, \underline{3}, 4\}, \{\bar{11}, \underline{1}, 8\}, \{\bar{7}, \underline{5}, 12\}$
PUU	\emptyset
AAA	$\{\underline{1}, \underline{3}, \underline{5}\}, \{\underline{1}, \underline{10}, \underline{13}\}, \{\underline{2}, \underline{3}, \underline{6}\}, \{\underline{5}, \underline{9}, \underline{14}\}$
AAU	$\{\underline{1}, \underline{6}, 4\}, \{\underline{1}, \underline{14}, 12\}, \{\underline{2}, \underline{5}, 4\}, \{\underline{2}, \underline{9}, 8\}$ $\{\underline{2}, \underline{10}, 12\}, \{\underline{3}, \underline{14}, 8\}, \{\underline{3}, \underline{13}, 12\}, \{\underline{9}, \underline{13}, 4\}$ $\{\underline{10}, \underline{14}, 4\}, \{\underline{5}, \underline{10}, 8\}, \{\underline{6}, \underline{13}, 8\}, \{\underline{6}, \underline{9}, 12\}$
AUU	\emptyset
UUU	$\{4, 8, 12\}$

Table 3: STS(15) with an available hypergraph with nim-value 4 embedded.

In this section we explore necessary conditions for a graph to appear as an available hypergraph when playing NOFIL on an STS.

For a given graph G , we are interested in knowing if it can be embedded in an STS and what restrictions such an STS has, such as the possible orders of the triple system. The vertex set of the STS will be partitioned into P , A , and U where $A = V(G)$. Although in the discussion of the available hypergraph where the sets P , A , and U are defined for every turn of game-play, in the remainder of the paper they will be the specific sets for the embedding of the particular graph under consideration.

We classify each block of the STS according to which of P , A , and U its three points belong. Recall that every pair of points is on a unique block of the Steiner triple system. The rules of the game forbid a block with three

played points, i.e. $B \not\subseteq P$ for any block B . If play has led to the turn where the game is equivalent to NODE KAYLES on a graph, then no block contains three available points, i.e. $B \not\subseteq A$ for any block B . Since points in U are determined precisely by being the third point on a block with two played points, there will be no blocks with two played points and one available point. The remaining possible combinations of point types on a block are either one point from P and two from A or any combination which contains at least one point of U . Let

$$\begin{aligned} PPU &= \{B : |B \cap P| = 2, |B \cap U| = 1\}, \\ PAA &= \{B : |B \cap P| = 1, |B \cap A| = 2\}, \end{aligned}$$

and define PAU , PUU , AAU , AUU , and UUU analogously.

Since every pair of points from P must be on a block of PPU we have that the number of this type of block is

$$|PPU| = \binom{|P|}{2}.$$

Consider an edge $\{a_1, a_2\}$ in G and let $\{a_1, a_2, x\}$ be the unique block containing a_1 and a_2 . If $x \in U$ then no restrictions on playing a_1 nor a_2 ever are derived from this block because it can never be completely filled in and thus it is not an edge in the available hypergraph. Thus $x \in P$ and every edge of G is on a block in PAA . If a_1 and a_2 are not the endpoints of an edge in G and $x \in P$ then the rules forbid playing both a_1 and a_2 which contradicts a_1 and a_2 being adjacent. Thus no non-edge of G is on a block of type PAA so

$$|PAA| = |E(G)|.$$

These account for $2|PAA|$ pairs of $P \times A$ and the rest of these pairs must be on blocks of PAU , thus

$$\begin{aligned} |PAU| &= |P||A| - 2|PAA| \\ &= |P||A| - 2|E(G)|. \end{aligned}$$

Pairs of vertices from $P \times U$ can only be on blocks of PPU , PAU , or PUU , so

$$\begin{aligned} |PUU| &= \frac{|P||U| - |PAU| - 2|PPU|}{2} \\ &= \frac{|P|(|U| - |P| - |A| + 1)}{2} + |E(G)|. \end{aligned}$$

Every non-edge in G is on a block of AAU and all other pairs of points from A are on blocks of PAA . Thus

$$\begin{aligned} |AAU| &= |E(\overline{G})| \\ &= \frac{|A|(|A| - 1)}{2} - |E(G)|. \end{aligned}$$

Pairs of points from $A \times U$ are on blocks of PAU , AAU , or AUU . Thus we have

$$\begin{aligned} |AUU| &= \frac{|U||A| - |PAU| - 2|AAU|}{2} \\ &= \frac{|A|(|U| - |P| - |A| + 1)}{2} + 2|E(G)|. \end{aligned}$$

All the unaccounted pairs of vertices in U must be on blocks of UUU . So we get that

$$\begin{aligned} |UUU| &= \frac{\binom{|U|}{2} - |AUU| - |PUU|}{3} \\ &= \frac{|U|^2 - |U| - (|A| + |P|)(|U| - |P| - |A| + 1)}{6} - |E(G)|. \end{aligned}$$

To make these expressions more tidy and ease calculations done with them we define $p = |P|$, $a = |A| = |V(G)|$, $u = |U|$, and $e = |E(G)|$. In summary, we have

$$\begin{aligned} |PPU| &= \binom{p}{2} \\ |PAA| &= e \\ |PAU| &= pa - 2e \\ |PUU| &= \frac{p(u - p - a + 1)}{2} + e \\ |AAU| &= \binom{a}{2} - e \\ |AUU| &= \frac{a(u - p - a + 1)}{2} + 2e \\ |UUU| &= \frac{u^2 - u - (a + p)(u - p - a + 1)}{6} - e. \end{aligned}$$

Note that the graph with zero vertices can always be embedded into any design and corresponds exactly to the available graph at the end of any line

of game play. From now on we assume that the graph G on the available points inherited from the STS is non-empty, so that $|V(G)| \geq 1$.

We now derive bounds on the size of U in terms of the other parameters.

Lemma 7. *Let (X, \mathcal{B}) be an STS(v) with points P played. Suppose the available hypergraph when playing NOFIL is the graph G . Then*

$$u \leq v - a - \chi'(G), \quad (1)$$

$$u \geq \chi'(\overline{G}), \quad (2)$$

$$u \geq \frac{v - a - 1}{2}, \quad (3)$$

$$u \geq \frac{a(v - 1) - 4e}{2a}, \quad (4)$$

$$u \geq \frac{3v - 2a - 1 - \sqrt{(v - 2a + 1)^2 + 16e}}{4}, \quad (5)$$

$$u \leq \frac{3v - 2a - 1 + \sqrt{(v - 2a + 1)^2 + 16e}}{4}, \quad (6)$$

$$u \leq v - a - \frac{2e}{a}, \quad (7)$$

$$u \leq v - a + \frac{1 - \sqrt{8(v - a) + 1}}{2}, \quad (8)$$

and if $v^2 - 4v \leq 24e$, then either

$$u \geq \frac{v}{2} + \frac{\sqrt{72e - 3v^2 + 12v}}{6} \quad (9)$$

or

$$u \leq \frac{v}{2} - \frac{\sqrt{72e - 3v^2 + 12v}}{6}. \quad (10)$$

Proof. Let $PAA = \{\{x, y, \phi(x, y)\} : \{x, y\} \in E(G)\}$. Then the fact that these triples must be edge disjoint implies that $\phi : E(G) \rightarrow P$ is a proper edge colouring of G . Thus $\chi'(G) \leq p$ and Equation (1) follows when we substitute $p = v - a - u$. Similarly $AAU = \{\{x, y, f(x, y)\} : \{x, y\} \notin E(G)\}$ gives that f is a proper edge colouring of \overline{G} and results in Equation (2). Using $PPU = \{\{x, y, g(x, y)\} : x, y \in P\}$ yields an edge colouring of K_p . Then $p = v - u - a$ and the fact that any proper edge colouring of K_p has at least $p - 1$ colours gives Equation (3).

Since each of $|PAU|$, $|AAU|$, $|PUU|$, and $|UUU|$ are cardinalities of block sets, they must each be non-negative. Equation (4) derives from $|AAU| \geq 0$ and Equation (7) derives from $|PAU| \geq 0$.

For Equations (5) and (6), we start with $|PUU| \geq 0$, which gives

$$2u^2 + (2a - 3v + 1)u + (v - a)(v - 1) - 2e \leq 0.$$

Thus u must be between the two roots, which gives the two inequalities.

For Equation (8) we first note that since every point in U must be on at least one block from PPU and $|PPU| = \binom{p}{2}$, we have $u \leq \binom{p}{2}$. Using $p = v - a - u$ this implies

$$u^2 + (-2v + 2a - 1)u + (v - a)(v - a - 1) \geq 0.$$

The discriminant $8(v - a) + 1$ is positive because $v \geq a$. This means that either

$$u \geq v - a + \frac{1 + \sqrt{8(v - a) + 1}}{2} \text{ or}$$

$$u \leq v - a + \frac{1 - \sqrt{8(v - a) + 1}}{2}$$

must hold. The first of these implies that $p + (1 + \sqrt{8(p + u) + 1})/2 \leq 0$, which is impossible, so the second must hold.

Finally, $|UUU| \geq 0$ yields

$$3u^2 - 3vu + v^2 - v - 6e \geq 0.$$

If $v^2 - 4v - 24e > 0$ (equivalently $v \geq 2 + \sqrt{24e + 4}$), then the discriminant is negative and the inequality is always satisfied. However, when $v^2 - 4v \leq 24e$, then u must not lie between the two roots and we have that either

$$u \geq \frac{v}{2} + \frac{\sqrt{72e - 3v^2 + 12v}}{6} \text{ or}$$

$$u \leq \frac{v}{2} - \frac{\sqrt{72e - 3v^2 + 12v}}{6}$$

must hold. □

These bounds on u can give us bounds on v .

Theorem 8. *The lower bounds in Equations (3) to (5) and $u \geq 0$ are not greater than the upper bounds in Equations (6) to (8) exactly when*

$$v \geq \begin{cases} a - 1 + \frac{4e}{a} & a \geq 4 \text{ and } e \geq \frac{a^2}{4}, \\ a - 1 + \frac{4e}{a} & a \leq 4 \text{ and } e \geq a, \\ 2a - 1 & a \geq 4 \text{ and } \frac{-a + \sqrt{8a^3 - 7a^2}}{4} \leq e \leq \frac{a^2}{4}, \\ 2a + 2 - \frac{4e}{a} + \sqrt{8a + 1 - \frac{32e}{a}} & a \geq 4 \text{ and } e \leq \frac{-a + \sqrt{8a^3 - 7a^2}}{4}, \\ a + 3 & a \leq 4 \text{ and } \frac{a^2}{4} \leq e \leq a, \\ 2a + 2 - \frac{4e}{a} + \sqrt{8a + 1 - \frac{32e}{a}} & a \leq 4 \text{ and } e \leq \frac{a^2}{4}, \end{cases} \quad (11)$$

with 60 exceptional triples (a, e, v) which cannot occur, given in Table 4.

Proof. We consider all the pairs of lower bounds and upper bounds on u from Lemma 7 and additionally $u \geq 0$. For each pair we determine the restrictions on v implied by assuming the lower bound is no larger than the upper bound. We do not consider either the fact that v must be an integer, nor that $v \equiv 1, 3 \pmod{6}$ (which is necessary when v is the order of an STS). The order in which we consider the pairs of bounds is chosen to give information early that is useful when considering later pairs. We will find that, except for a finite number of exceptional values of (a, e, v) , there are only four restrictions on v that are not always exceeded by other restrictions:

$$\begin{aligned} v &\geq a - 1 + \frac{4e}{a} \\ v &\geq 2a - 1 \\ v &\geq a + 3 \\ v &\geq 2a + 2 - \frac{4e}{a} + \sqrt{8a + 1 - \frac{32e}{a}}. \end{aligned}$$

Consideration of the different regions of $\{(a, e) \in (\mathbb{R}^+)^2\}$ where each of these is the most restrictive (largest) yields the bounds on v given in Equation (11).

Equation (3) is always strictly less than Equation (6), and Equation (5) is always less than or equal to Equation (6). So neither of these pairs give constraints on v .

The pairs Equation (3) and Equation (7), and Equation (5) and Equation (7) both give

$$v \geq a - 1 + \frac{4e}{a}.$$

The constraint on v derived from Equation (4) being no greater than Equation (7) implies

$$v \geq 2a - 1. \quad (12)$$

With $v \geq 2a - 1$, Equation (4) is less than Equation (6) and no constraint on v results. From $u \geq 0$ and Equation (7) we get that

$$v \geq a + \frac{2e}{a}.$$

But since $e \leq a(a-1)/2$, no constraint on v is obtained when $v \geq 2a - 1$.

Setting Equation (4) less than or equal to Equation (8) and isolating the square root term gives

$$\sqrt{8(v-a)+1} \leq v - 2a + 2 + \frac{4e}{a},$$

where both sides are positive since $v \geq 2a - 1$ by Equation (12). Since both sides are positive, an equivalent inequality is obtained by squaring both sides, giving

$$\left(v - 2a - 2 + \frac{4e}{a}\right)^2 \geq 8a + 1 - \frac{32e}{a},$$

which then implies

$$v \geq 2a + 2 - \frac{4e}{a} + \sqrt{8a + 1 - \frac{32e}{a}}. \quad (13)$$

From Equations (3) and (8) we have that

$$\frac{v-a-1}{2} \leq u \leq v-a + \frac{1 - \sqrt{8(v-a)+1}}{2},$$

which gives $v \geq a + 3$.

From $u \geq 0$ and Equation (8), we get that $v \geq a + 1$, which gives no additional constraint since $v \geq a + 3$. When $v \geq a + 3$ the lower bound $u \geq 0$ is never larger than the upper bound from Equation (6).

We have derived the constraints on v from all pairs of lower and upper bounds on u , except for Equations (5) and (8). Table 5 gives a summary of the constraints on v presented in lexicographic order by equation numbers.

We now show that when $v \geq 2a - 1$, then the constraint on v derived from Equations (5) and (8) is less tight than Equation (13), except for a finite number of values.

When $v = 2a - 1$, then Equation (5) is smaller than Equation (8) exactly when

$$e \geq \frac{8a - 6 - 2\sqrt{8a - 7}}{4}.$$

We use this value of e to break the problem into cases. As we proceed we will encounter finite sets of (a, e, v) which are not covered by our computations. We will collect these as we go and deal with them separately in Case 3.

Case 1: $e < (8a - 6 - 2\sqrt{8a - 7})/4$

When $e = 0$, we get $v \geq 2a + 2 + \sqrt{8a + 1}$.

Equation (8) does not depend on e and Equation (5) decreases as e increases. Thus if Equations (5) and (8) admit a non-empty range for u (i.e. v is not forbidden by them) for a given a , e , and v , then they admit a positive range for all higher e . Thus Equations (5) and (8) can only restrict $v < 2a + 2 + \sqrt{8a + 1}$ when $e < (8a - 6 - 2\sqrt{8a - 7})/4$.

If in addition $a < 26$, then there are only a finite number of triples (a, e, v) . We leave this finite set to Case 3. So assume that $a \geq 26$ and we obtain the following sequence of inequalities:

$$\begin{aligned} 3a - 9 &\geq 2a + 2 + \sqrt{8a + 1} \\ 3a - 9 &\geq v \\ 3a - v - 1 &\geq 8 \\ \frac{e(3a - v - 1)}{a} &\geq \frac{4e^2}{a^2} \\ e &\geq \frac{e(v - 2a + 1)}{a} + \frac{4e^2}{a^2} \\ \frac{(v - 2a + 1)^2 + 16e}{16} &\geq \frac{\left((v - 2a + 1) + \frac{8e}{a}\right)^2}{16} \\ \frac{\sqrt{(v - 2a + 1)^2 + 16e}}{4} &\geq \frac{(v - 2a + 1) + \frac{8e}{a}}{4} \\ \frac{-(v - 2a + 1) - \frac{8e}{a}}{4} &\geq \frac{-\sqrt{(v - 2a + 1)^2 + 16e}}{4} \\ \frac{2v - 2 - \frac{8e}{a}}{4} &\geq \frac{3v - 2a - 1 - \sqrt{(v - 2a + 1)^2 + 16e}}{4} \\ \frac{a(v - 1) - 4e}{2a} &\geq \frac{3v - 2a - 1 - \sqrt{(v - 2a + 1)^2 + 16e}}{4}. \end{aligned}$$

Thus in this range of a , e and v , if Equation (4) is less than Equation (8) (v is not ruled out by these two equations from Lemma 7), then Equation (5) is also less than Equation (8). Put in another way: for $a \geq 26$, when Equation (5) and Equation (8) give a bound on v , then the bound derived from Equation (4) and Equation (8) is tighter.

Case 2: $e \geq (8a - 6 - 2\sqrt{8a - 7})/4$

We subdivide this case by the magnitude of a . If $a = 1$, implying $e = 0$, then the two bounds from Equation (5) and Equation (8) give $v \geq 7$. If $a = 2$ and $e = 0$, then the two bounds give $v \geq 11$. When $a = 3$ and $e = 0$, then the two bounds give $v \geq 13$. Since Equation (5) has a negative derivative with respect to e , this means that for any larger e the bounds are positively separated for $a = 2$ and $v \geq 11$ or $a = 3$ and $v \geq 13$. This leaves only a finite number of cases to check when $a = 2, 3$ and $e > 0$, which are left to Case 3. For $a \geq 4$ we proceed as follows: The partial derivative of Equation (5) with respect to v is

$$\frac{3}{4} + \frac{-(v - 2a + 1)}{4\sqrt{(v - 2a + 1)^2 + 16e}},$$

while the partial derivative of Equation (8) with respect to v is

$$1 - \frac{2}{\sqrt{8(v - a) + 1}},$$

and thus the upper bound grows faster than the lower bound in v whenever

$$\begin{aligned} & 8\sqrt{(v - 2a + 1)^2 + 16e} \\ & < \sqrt{8(v - a) + 1}\sqrt{(v - 2a + 1)^2 + 16e} + (v - 2a + 1)\sqrt{8(v - a) + 1}. \end{aligned} \quad (14)$$

We first split into the cases $4 \leq a < 9$ and $a \geq 9$.

Case 2A: $e \geq (8a - 6 - 2\sqrt{8a - 7})/4$ and $4 \leq a < 9$

For $v < 4a$ we leave this finite set of values to Case 3. When $a \geq 4$ and $v \geq 4a$, then $\sqrt{8(v - a) + 1} > 8$, Equation (14) is true, and thus the derivative of Equation (8) with respect to v is larger than the derivative of Equation (5). When $a \geq 4$ and $v = 4a$, then Equation (5) is smaller than Equation (8) for any $e \geq 0$. Thus for all $a \geq 4$, $v \geq 4a$, and $e \geq 0$, Equation (5) is always smaller than Equation (8) and no additional constraint on v is derived.

Case 2B: $e \geq (8a - 6 - 2\sqrt{8a - 7})/4$ and $a \geq 9$

When $a \geq 9$ and $v \geq 2a - 1$, then $\sqrt{8(v - a) + 1} > 8$, so Equation (14) is true and the derivative of Equation (8) with respect to v is larger than the derivative of Equation (5). When $v = 2a - 1$ and

$$e \geq \frac{8a - 6 - 2\sqrt{8a - 7}}{4},$$

then Equation (5) is smaller than Equation (8). Thus for all $a \geq 9$, $v \geq 2a - 1$, and $e \geq (8a - 6 - 2\sqrt{8a - 7})/4$, Equation (5) is always smaller than Equation (8) and no additional constraint on v is derived.

Case 3: Collected finite set of values (a, e, v)

The calculations in Cases 1 and 2 did not resolve the constraints from Equations (5) and (8) for the following ranges of (a, e, v) :

$$\begin{array}{lll} a < 26 & e < (8a - 6 - 2\sqrt{8a - 7})/4 & v < 2a + 2 + \sqrt{8a + 1} \\ a = 2 & e > 0 & v < 11 \\ a = 3 & e > 0 & v < 13 \\ a < 9 & e \geq (8a - 6 - 2\sqrt{8a - 7})/4 & v < 4a \end{array}$$

Directly calculating Equations (4), (5) and (8) for these finite sets, we find 60 triples (a, e, v) which are ruled out by Equations (5) and (8), but permitted by Equations (4) and (8). These are shown in Table 4.

We have now considered all pairs of lower and upper bounds. The constraints on v that they imply are shown in Table 5. Except for the finite number of triples (a, e, v) shown in Table 4, the bounds that are not always exceeded by some others are

$$\begin{aligned} v &\geq a - 1 + \frac{4e}{a}, \\ v &\geq 2a - 1, \\ v &\geq 2a + 2 - \frac{4e}{a} + \sqrt{8a + 1 - \frac{32e}{a}}, \\ v &\geq a + 3. \end{aligned}$$

The ranges of values (a, e) for which each of these bounds is the tightest are found by comparing them in pairs. These are summarized in Equation (11). None of the values in Table 4 are ruled out by any of these four bounds on v , thus they are the full set of exceptional values forbidden by Equations (5) and (8).

□

a	e	v
2	1	5–8
3	1	11,12
	2	8–10
	3	7,8
4	1	14
	2	13
	3	10–12
	4	8–11
5	2	16
	3	15,16
	4	13,14
	5	11–13

a	e	v
6	1	20
	2	19
	3	18
	4	17,18
	5	16,17
	6	15
	7	13,14
7	2	22
	3	21
	4	20
	5	19,20
	6	19
	7	17,18
	8	16

a	e	v
8	3	24
	4	23
	6	22
	7	21
	8	20
	9	19
9	1	28
	4	26
	6	25
10	7	24
	2	30
12	7	27
	4	34

Table 4: Values of a , e and v forbidden by Equations (5) and (8) but permitted by Equation (13) for $v \geq 2a - 1$.

We note that we have not taken into account the fact that the total number of points v is restricted as we are playing on an STS, i.e. $v \equiv 1, 3 \pmod{6}$. For example, when taking these constraints into consideration, then $v \geq 2a - 1$ becomes

$$v \geq \begin{cases} 2a + 1 & a \equiv 0 \pmod{3} \\ 2a - 1 & a \equiv 1, 2 \pmod{3} \end{cases}$$

and $v \geq a + 3$ becomes

$$v \geq \begin{cases} a + 3 & a \equiv 1, 3 \pmod{6} \\ a + 6 & a \equiv 1 \pmod{6} \\ a + 5 & a \equiv 2 \pmod{6} \\ a + 4 & a \equiv 3, 5 \pmod{6} \end{cases}.$$

The other two bounds do not have simple closed form expressions because they depend on the ratio of e and a and one contains a square root.

We have also not taken into account that the number of unplayable vertices, u , must be an integer. For example $(a, e, v) = (7, 7, 19)$ is permitted by Theorem 8, but cannot actually happen even though the lower bound on u from Equation (4), $21/2 - \sqrt{37}/2$, is strictly smaller than the upper bound on u from Equation (8), $25/2 - \sqrt{97}/2$. In this case, since u is a non-negative integer, these bounds give $8 \leq u \leq 7$, which is a contradiction. Finally the bounds on v in Theorem 8 also ignore Equation (1) and Equation (2) from

Lower Bound on u	Upper Bound on u	Constraints on v
0	(6)	None (given $v \geq a + 3$)
0	(7)	None (given $v \geq 2a - 1$)
0	(8)	None (given $v \geq a + 3$)
(3)	(6)	None
(3)	(7)	$v \geq a - 1 + \frac{4e}{a}$
(3)	(8)	$v \geq a + 3$
(4)	(6)	None (given $v \geq 2a - 1$)
(4)	(7)	$v \geq 2a - 1$
(4)	(8)	$v \geq 2a + 2 - \frac{4e}{a} + \sqrt{8a + 1 - \frac{32e}{a}}$ (given $v \geq 2a - 1$)
(5)	(6)	None
(5)	(7)	$v \geq a - 1 + \frac{4e}{a}$
(5)	(8)	Finite number of forbidden values See Table 4

Table 5: Summary of constraints on v given upper and lower bounds on u .

Lemma 7, but they have the advantage of being simple to compute if only a and e are known.

Taking into account that $v \equiv 1, 3 \pmod{6}$ and that u is a non-negative integer changes the set of exceptional triples (a, e, v) to those shown in Table 6. Note that this set is not a subset of the triples from Table 4 because the restriction that u is a non-negative integer tightens both the bound from Equation (5) and Equation (8) and the bound from Equation (4) and Equation (8).

Theorem 8 allows us to understand something we encountered in Section 2: why we could not have encountered the graph $P_3 \dot{\cup} K_1$ in any of the Steiner triple systems of orders 15 or smaller. This graph has $a = 4$ and $e = 2$. For $a = 4$, $e = 2 < (-a + \sqrt{8a^3 - 7a^2})/4$. Theorem 8 shows that $v \geq 2a + 2 - 4e/a + \sqrt{8a + 1 - 32e/a} = 8 + \sqrt{17} \approx 12.12$ which shows that

a	e	v
2	1	7,9
3	2	9
	3	7
4	2	13,15
	3	13,15
	4	9,15
	5	9
5	3	15
	5	13
	6	13
	7	13

a	e	v
6	3	19
	4	19
	6	15
	7	15
	9	13
	10	13
7	11	13
	4	21
	7	19
	8	19
	9	19
	11	15

a	e	v
8	4	25
	5	25
	8	21
	9	21
	12	19
	13	19
9	14	19
	5	27
	9	25
	10	25
	11	25
10	14	21
	10	27
	11	27
11	17	27

Table 6: Values of a , e and v forbidden by Equation (5) and Equation (8) but permitted by Equation (13) for $v \geq 2a - 1$ taking into account that $v \equiv 1, 3 \pmod{6}$ and u is integral.

$v \geq 13$ is a necessary condition. But $v = 13$ is eliminated by Equations (5) and (8) as shown in Table 4. If this graph could be embedded in an STS(15) we turn to Lemma 7 and find that Equation (5) shows that $u \geq 6.55$ and Equation (8) shows that $u \leq 6.78$. These two bounds can be satisfied for real valued u but they are impossible because u is a non-negative integer. Thus an STS(19) is the smallest Steiner triple system in which this graph can be embedded and our experiments found an instance of this graph embedded in an STS(19).

4 Sufficient conditions for embedding a graph in an STS

Section 3 gives restrictions on the sizes of P , A , and U and required structures of some of the blocks in any embedding of a given graph in an STS. These are necessary conditions for a graph to be embeddable in an STS. In this section we determine a sufficient condition for a graph to be embeddable in an STS. In particular we will show that any graph can be embedded in a sufficiently large STS.

The general strategy for embedding a given graph G in a large STS will be to choose sizes for P and U that satisfy the necessary conditions. Then we pick triples with the properties that are required: all edges of G appear in PAA , all non-edges of G appear in AAU , all edges with P are in PPU , and every vertex of U appears in at least one block from PPU . From the complete graph $K_{P \cup A \cup U}$ we remove all edges that appear in any of these chosen triples. If we can decompose the graph that remains into triples, we will have successfully embedded G in an STS.

A graph G is C_3 -divisible if the number of edges is a multiple of 3 and the degree of every vertex is even. Because each triple uses three edges and contributes 2 to the degree of its points, being C_3 -divisible is a necessary condition for a graph to be decomposable into triples. Barber et al. have proven that any sufficiently large graph of high minimum degree which is C_3 -divisible can be decomposed into triangles [3].

Theorem 9 (Theorem 1.4(ii) $l = 3$, [3]). *For each $\epsilon > 0$ there exists an $n_0 = n_0(\epsilon, 3)$ such that every C_3 -divisible graph G on $n \geq n_0$ vertices with $\delta(G) \geq (9/10 + \epsilon)n$ has a C_3 -decomposition.*

We use Theorem 9 to show that every graph can be embedded in a Steiner triple system for all sufficiently large orders.

Theorem 10. *Let G be a graph. There exists a v_G such that for all $v \geq v_G$ with $v \equiv 1, 3 \pmod{6}$ an $STS(v)$ exists with G as a follower.*

Proof. We will start by defining v_G , which is chosen to be large enough that we can both define some edge-colourings which we use to build blocks and satisfy the conditions of Theorem 9. For any $v \geq v_G$ we will choose $p = |P|$ and $u = |U|$ so that all the necessary conditions from Lemma 7 are satisfied. We will construct all the blocks of PAA , AAU , and PPU as required. Removing the edges from all these triples from K_v will leave a C_3 -divisible graph which is large enough and has degree high enough to use Theorem 9.

Let $a = |V(G)|$, $e = |E(G)|$, and $b = \binom{a}{2} - e$, the number of edges in the complementary graph, \overline{G} . Let $\epsilon > 0$ and $n_0 = n_0(\epsilon, 3)$ be the constant from Theorem 9. Let $c = (1/10 - \epsilon)$. Let

$$v_G = \max \left(\frac{e(e+1)}{2} + a, a + b + 2 + \sqrt{2b + 3}, 3 \left(1 + \frac{2}{c} \right)^2 + a, \frac{2a-1}{c}, n_0 \right).$$

Briefly, we will need $v \geq \frac{e(e+1)}{2} + a$ to construct an injective edge colouring of G with no more than p colours. We will need $v \geq a + b + 2 + \sqrt{2b + 3}$ to

construct an injective edge colouring of \overline{G} with no more than u colours. We will use that $v \geq 3\left(1 + \frac{2}{c}\right)^2 + a$ and $v \geq \frac{2a-1}{c}$ to ensure two conditions. The first is to build a surjective edge colouring of K_P with exactly u colours. The second is to satisfy the degree condition from Theorem 9. Finally $v \geq n_0$ ensures that the graph is large enough to use Theorem 9.

Suppose that $v \geq v_G$ and $v \equiv 1, 3 \pmod{6}$. Set $m = v - a$, $p = \lceil \sqrt{2m} \rceil$, and $u = m - p$. Note that $\sqrt{2m} \leq p < \sqrt{2m} + 1$. Let P and U be sets of p and u points respectively.

As in the proof of Lemma 7, the blocks of PAA will determine a proper edge colouring of G with p colours and we will need this colouring to build the triples of PAA . Since $v \geq \binom{e+1}{2} + a$, we have that $m \geq \binom{e+1}{2}$ and thus

$$p \geq e. \quad (15)$$

Thus an injective proper edge colouring $\phi : E(G) \rightarrow P$ exists. The injectivity will help us establish the degree condition.

Similarly, determining the blocks of AAU is equivalent to having a proper edge colouring of \overline{G} . Since $v \geq a + b + 2 + \sqrt{2b + 3}$, we have that $m - (b + 2) \geq \sqrt{2b + 3}$. This implies that $(m - (b + 2))^2 \geq 2b + 3$ or, equivalently, $m^2 + (-2b - 4)m + (b + 1)^2 \geq 0$. From this we have $m^2 + (-2b - 2)m + (b + 1)^2 \geq 2m$ and thus $(m - (b + 1))^2 \geq 2m$. Taking the square root of both sides we get $m - (b + 1) \geq \sqrt{2m} > p - 1$. In turn this means that

$$u > b, \quad (16)$$

which guarantees that an injective proper edge colouring $f : E(\overline{G}) \rightarrow U$ exists. Injectivity is again used to prove the needed degree condition from Theorem 9.

Finally, for the PPU triples we need a proper edge colouring of K_P with u colours. But since every point in U must appear in a triple of PPU , every colour class from the edge colouring must contain at least one edge. First note that $c < 1/10$ means that $1/c > 10$ and thus $v \geq 3\left(1 + \frac{2}{c}\right)^2 + a > 1323 + a$. So $m = v - a > 1323 > 32$. If $m \geq 32$, then $m \geq 4\sqrt{2m}$ and $m \geq (3m + 4\sqrt{2m})/4$. Now $m \geq 4\sqrt{2m}$ and $m \geq 32$ give

$$\begin{aligned} 4 + \sqrt{2m} &\leq m \\ 2m + 4 + 5\sqrt{2m} &\leq 3m + 4\sqrt{2m} \\ (\sqrt{2m} + 1)(\sqrt{2m} + 4) &\leq 3m + 4\sqrt{2m} \\ p(p + 3) &\leq 3m + 4\sqrt{2m}. \end{aligned}$$

This, together with $m \geq (3m + 4\sqrt{2m})/4$, gives that $m \geq (p^2 + 3p)/4$, which implies that

$$u > \frac{\binom{p}{2}}{2}. \quad (17)$$

Finally,

$$\begin{aligned} p + \binom{p}{2} &\geq \sqrt{2m} + \frac{\sqrt{2m}(\sqrt{2m} - 1)}{2} \\ &= \frac{\sqrt{2m}(\sqrt{2m} + 1)}{2} \\ &\geq m, \end{aligned}$$

so that

$$u < \binom{p}{2}. \quad (18)$$

The chromatic index of K_P is p or $p - 1$, depending on whether p is odd or even. Since $m \geq 32$, we have $p \geq \sqrt{2m} \geq \sqrt{64} = 8$ and thus $u \geq \binom{p}{2}/2 \geq p$ and a proper edge colouring of K_P with u colours exists. Note that this colouring may have empty colour classes. If the size of two colour classes differ by more than one, then the union of the two colour classes consists only of even cycles and paths and at least one path has odd length and begins and ends with an edge from the larger colour class. Switching the edge colours on this path reduces the difference between the sizes of the colour classes. By repeating this procedure we can obtain an equitable edge colouring where the sizes of any two colour classes differ by at most one [26]. Since

$$u \geq \frac{\binom{p}{2}}{2} \geq p,$$

the largest colour class has size 2 and the smallest colour class is at least one. Thus a map $g : E(K_P) \rightarrow U$ which is a surjective proper edge colouring exists.

We now build the STS on point set $P \cup A \cup U$ where $A = V(G)$. From the three proper edge colourings on G , \overline{G} , and K_P , define three sets of triples

$$\begin{aligned} PAA &= \{\{x, y, \phi(\{x, y\})\} : \{x, y\} \in E(G)\} \\ AAU &= \{\{x, y, f(\{x, y\})\} : \{x, y\} \in E(\overline{G})\} \\ PPU &= \{\{x, y, g(\{x, y\})\} : x, y \in P\}. \end{aligned}$$

The set PAA only uses edges between P and A and all the edges of G . The set AAU only uses edges between U and A and all the edges of \overline{G} . And the

set PPU only uses edges between P and U and all the edges within P . Since ϕ , f , and g are proper edge colourings, all these triples are edge-disjoint. Since g is surjective, every point in U is on a triple from PPU . We remove the edges of all these triples from $K_{P \cup A \cup U} = K_v$. Since $v \equiv 1, 3 \pmod{6}$, if we remove a set of edge-disjoint triples from K_v , then the resulting graph is C_3 -divisible. Thus the graph remaining on vertex set $P \cup A \cup U$ after removing the edges of these triples is C_3 -divisible. Since $v \geq n_0$, to invoke Theorem 9, we now only need to show that the degree of each vertex is at least $(9/10 + \epsilon)v$, or equivalently that the degree in $PPA \cup AAU \cup PPU$ is at most $cv - 1$.

For $x \in P$, $\deg(x) = 2(|\phi^{-1}(x)| + p - 1) \leq 2p$ since ϕ is injective. Because $v \geq 3(1 + 2/c)^2 + a$, we have that $m \geq \sqrt{3/2}\sqrt{2m}(1 + 2/c)$, which gives $cu \geq 2p$. Thus $cv - 1 \geq cu \geq 2p$. For $x \in U$, $\deg(x) = 2(|f^{-1}(x)| + |g^{-1}(x)|) \leq 6$ since f is injective and g is equitable with $u \geq \binom{p}{2}/2$. Since $v \geq 3(1 + 2/c)^2 \geq 7/c$, we have $\deg(x) \leq cv - 1$. Finally for $x \in A$, $\deg(x) = 2(a - 1)$ and the fact that $v \geq (2a - 1)/c$ shows that the degree is small enough. Thus Theorem 9 holds and there exists an STS on $P \cup A \cup U$ containing the triples in PAA , AAU , and PPU .

The position where exactly the points in P have been played is a follower of the game on this STS. Because g is surjective, every point $x \in U$ is on a block with two points from P and therefore each point in U cannot be played. Every pair of points $x, y \in P$ is in a block $\{x, y, g(\{x, y\})\}$ with $g(\{x, y\}) \in U$, thus no points of A are in a block with two points from P and every point in A can be played. The set of triples PAA forbids the vertices of any edge of G from both being played. The set of triples AAU ensures that the only events preventing two non-adjacent vertices in G from both being played are plays made in this position or after. Thus the game tree of this position is isomorphic to the game tree of NODE KAYLES played on G . \square

Every graph G can be embedded in an STS such that NOFIL on this STS contains a follower equivalent to NODE KAYLES played on G . Since n_0 and c are constants not depending on G , and the rest of the equations bounding v_G from below are polynomial in the size of G , the size of the smallest STS containing an embedding of G is polynomial in G . Since determining the outcome of NODE KAYLES played on graphs is PSPACE-complete, we have the following.

Corollary 11. *The complexity of determining the outcome class of NOFIL on Steiner triple systems and the outcome classes of the followers of these games is PSPACE-complete.*

5 Conclusion

We have begun the exploration of the game NOFIL played on Steiner triple systems. For orders up to 15, by computing the nim-values and exploring the game trees, we have determined the outcome of the game when played using an optimal strategy. For orders 19, 21, and 25 we have determined nim-values for a significant number of sampled Steiner triple systems. Open questions include: What is the set of nim-values encountered at the start of playing NOFIL on all Steiner triple systems? Is this set infinite? Do all possible nim-values occur? Do the nim-values for designs with larger block sizes behave differently than STSs? The experiments on STSs prompt some more specific questions. How strong is the apparent pattern that odd nim-values predominate when $v \equiv 1 \pmod{6}$ and even nim-values predominate when $v \equiv 3 \pmod{6}$?

Counting the allocation of played, available, and unplayable points in the blocks of an STS, we derived necessary conditions for a graph G to be embedded in an STS. We showed that a weaker set of conditions is sufficient for G to be embedded. The embeddings constructed in Theorem 10 are in Steiner triple systems which may be much larger than the bounds from Theorem 8 require. Some initial experiments with various small graphs seem to indicate that the bounds from Lemma 7 and Theorem 8 are tight or very close to being tight. The current focus of our research is determining minimal embeddings for some natural families of graphs.

Finally, it is possible that it could be proven that the optimal lines of play can always avoid the graphs that determine that NODE KAYLES is PSPACE-complete. If this were true, then the PSPACE status of the initial games on Steiner triple systems would be undetermined. Therefore stronger methods of analyzing the complexity of NOFIL on Steiner triple systems and designs in general is of significant interest.

References

- [1] M. H. Albert, R. J. Nowakowski, and D. Wolfe. *Lessons in Play: An Introduction to Combinatorial Game Theory*. A K Peters/CRC Press, Boca Raton, Florida, second edition, 2019.
- [2] L. Babai. Almost all Steiner triple systems are asymmetric. volume 7, pages 37–39. 1980. Topics on Steiner systems.

- [3] B. Barber, D. Kühn, A. Lo, and D. Osthus. Edge-decompositions of graphs with high minimum degree. *Adv. Math.*, 288:337–385, 2016.
- [4] H. L. Bodlaender. Kayles on special classes of graphs—an application of Sprague-Grundy theory. In *Graph-theoretic concepts in computer science (Wiesbaden-Naurod, 1992)*, volume 657 of *Lecture Notes in Comput. Sci.*, pages 90–102. Springer, Berlin, 1993.
- [5] H. L. Bodlaender and D. Kratsch. Kayles and nimbers. *Journal of Algorithms. Cognition, Informatics and Logic*, 43(1):106–119, 2002.
- [6] H. L. Bodlaender and D. Kratsch. Exact algorithms for Kayles. In *Graph-theoretic concepts in computer science*, volume 6986 of *Lecture Notes in Comput. Sci.*, pages 59–70. Springer, Heidelberg, 2011.
- [7] A. Bonato and A. Burgess. Cops and robbers on graphs based on designs. *J. Combin. Des.*, 21(9):404–418, 2013.
- [8] A. Bonato, M. A. Huggan, and T. G. Marbach. The localization number of designs. *J. Combin. Des.*, 29(3):175–192, 2021.
- [9] C. L. Bouton. Nim, a game with a complete mathematical theory. *Ann. of Math. (2)*, 3(1-4):35–39, 1901/02.
- [10] M. T. Carroll and S. T. Dougherty. Tic-tac-toe on a finite plane. *Mathematics Magazine*, 77(4):260–274, 2004.
- [11] R. Casse. *Projective geometry: an introduction*. Oxford University Press, Oxford, 2006.
- [12] C. J. Colbourn and J. H. Dinitz, editors. *Handbook of combinatorial designs*. Discrete Mathematics and its Applications (Boca Raton). Chapman & Hall/CRC, Boca Raton, FL, second edition, 2007.
- [13] E. D. Demaine and R. A. Hearn. Playing games with algorithms: Algorithmic combinatorial game theory. In M. H. Albert and R. J. Nowakowski, editors, *Games of No Chance 3*, Mathematical Sciences Research Institute Publications, pages 3–56. Cambridge University Press, Cambridge, 2009.
- [14] J. D. Dixon and B. Mortimer. *Permutation groups*, volume 163 of *Graduate Texts in Mathematics*. Springer-Verlag, New York, 1996.

- [15] R. Fleischer and G. Trippen. Kayles on the Way to the Stars. In H. J. van den Herik, Y. Björnsson, and N. S. Netanyahu, editors, *Computers and Games*, Lecture Notes in Computer Science, pages 232–245. Springer Berlin Heidelberg, 2006.
- [16] P. M. Grundy. Mathematics and games. *Eureka*, 2:6–8, 1939.
- [17] A. Guignard and É. Sopena. Compound Node-Kayles on paths. *Theoretical Computer Science*, 410(21-23):2033–2044, 2009.
- [18] M. Huggan. Impartial intersection restriction games. Master’s thesis, Carleton University, 2015.
- [19] M. Lorea. Ensembles stables dans les hypergraphes. *C. R. Acad. Sci. Paris Sér. A-B*, 275:A163–A165, 1972.
- [20] T. J. Schaefer. On the complexity of some two-person perfect-information games. *Journal of Computer and System Sciences*, 16(2):185–225, 1978.
- [21] A. N. Siegel. *Combinatorial Game Theory*, volume 146 of *Graduate Studies in Mathematics*. American Mathematical Society, Providence, R.I., 2013.
- [22] R. P. Sprague. Über mathematische Kampfspiele. *Tôhoku Math. J.*, 41:438–444, 1935-36.
- [23] R. P. Sprague. Über zwei Abarten von Nim. *Tôhoku Math. J.*, 43:351–359, 1937.
- [24] D. R. Stinson. Hill-climbing algorithms for the construction of combinatorial designs. In *Algorithms in combinatorial design theory*, volume 114 of *North-Holland Math. Stud.*, pages 321–334. North-Holland, Amsterdam, 1985.
- [25] The Sage Developers. *SageMath, the Sage Mathematics Software System (Version 9.2)*, 2021. <https://www.sagemath.org>.
- [26] D. B. West. *Introduction to graph theory*. Pearson, New York, NY, 2018.