

SOK: Automated Market Maker (AMM) based Decentralized Exchanges (DEXs)

Jiahua Xu¹, Nazariy Vavryk¹, Krzysztof Paruch², and Simon
Cousaert¹

¹UCL Centre for Blockchain Technologies

²Vienna University of Economics and Business

FIRST DRAFT. COMMENTS WELCOME.

Abstract

As an integral part of the Decentralized Finance (DeFi) ecosystem, Automated Market Maker (AMM) based Decentralized Exchanges (DEXs) have gained massive traction with the revived interest in blockchain and distributed ledger technology in general. Most prominently, the top six AMMs—Uniswap, Balancer, Curve, Dodo, Bancor and Sushiswap—hold in aggregate 15 billion USD worth of crypto-assets as of March 2021. Instead of matching the buy and sell sides, AMMs employ a peer-to-pool method and determine asset price algorithmically through a so-called conservation function. Compared to centralized exchanges, AMMs exhibit the apparent advantage of decentralization, automation and continuous liquidity. Nonetheless, AMMs typically feature drawbacks such as high slippage for traders and divergence loss for liquidity providers. In this work, we establish a general AMM framework describing the economics and formalizing the system's state-space representation. We employ our framework to systematically compare the mechanics of the top AMM protocols, deriving their slippage and divergence loss functions.

1 Introduction

1.1 Background

With the revived interest in blockchain and cryptocurrency among both the general populace and institutional actors, the past year has witnessed a surge in crypto trading activity as well as increasing competition and accelerated development in the Decentralized Finance (DeFi) place.

Among all the prominent DeFi applications, Automated Market Makers (AMM) based Decentralized Exchanges (DEXs) are on the ascendancy, with an aggregate value locked exceeding 15 billion USD at the time of writing.¹ Different from order-book based exchanges where the market price of an asset is determined by the last matched buy and sell orders, each AMM uses a so-called conservation function that determines asset price algorithmically, by only allowing the exchange rates to move along predefined trajectories. Specially, AMMs implement a peer-to-pool method, where liquidity providers contribute assets to liquidity pools while individual users exchange assets with a pool that contains both the input and the output assets. Exchange users obtain instantaneous liquidity without having to find an exchange counterparty first, whereas liquidity providers benefit from asset supply with exchange fees from pool users.

Despite apparent advantages such as decentralization, automation and continuous liquidity, AMMs are often characterized by high slippage with asset exchange and divergence loss with liquidity provision. Throughout the last three years, new protocols have been introduced to the market one after another with incremental improvements and the attempt to tackle different issues which were identified as weak spots in a previous version.

The various AMM protocols, while innovative on certain aspects, generally consist of the same set of mechanisms which are combined to allow for various functionalities of the system. Therefore, these systems are structurally similar, and their main differences lie in parameter choices and / or mechanism adaptations. Thus, it makes sense to define a **class of mechanisms** that describes what an AMM is supposed to be and have a deeper look into the differences of design choices and their consequences of the system. By doing so, we can assess the structural composition of AMMs and make statements about stability of these systems with respect to different market conditions.

1.2 Contributions

In this work, we establish a taxonomy of the major components of an AMM with a focus on defining the main roles and asset types. This allows us to describe the actions, states and various metrics of an AMM system. We then use the framework for a comparative analysis of selected projects—mainly Uniswap,

¹<https://defipulse.com/>

Balancer, Curve and Dodo. In particular, we derive their slippage and divergent loss functions.

To the best of our knowledge, our work represents the first systematization of knowledge in AMM-based DEXs with deployed protocol examples.

1.3 Paper structure

The rest of the paper is structured as follows: in [Section 2](#) we lay out fundamental concepts and components of AMMs; in [Section 3](#) we formalize AMM mechanisms with a state-space representation; in [Section 4](#) we compare Uniswap, Balancer and Curve protocols in terms of conservation function, exchange rate, slippage and impermanent loss; in [Section 5](#) we discuss miscellaneous matters of consideration in the actual implementation of AMM protocols; in [Section 6](#) we present related work; in [Section 7](#) we conclude.

2 AMM Preliminaries

In this section, we present a taxonomy of AMMs with a focus on the most common components that exist across major decentralized exchanges [\[1\]](#). Certain protocol-specific components are out of scope and not discussed in this paper.

2.1 Actors

2.1.1 Core actors

Liquidity pool creator A liquidity pool creator deploys a new smart contract that acts as a liquidity pool with some initial supply of cryptoassets. The liquidity pool must be opened with two or more different assets for the smart contract to determine the invariant(s) of the conservation function. The quantity of each asset supplied by the pool creator sets the initial price of those assets denominated by one another. Pool creators are recommended to supply the initial assets with such quantities that the price of each asset determined by the pool reflects the market level, in order to avoid unnecessary divergence loss. Just as with centralized exchanges, an initial exchange offering can also be conducted with an AMM-based DEX, where a new asset is introduced to through liquidity pool creation.

Liquidity provider A liquidity pool creator is the first liquidity provider of a pool. Other liquidity providers can subsequently increase the reserve of the pool by adding more of the assets that are contained in the pool. In turn, they receive pool shares proportionate to their liquidity contribution as a fraction of the entire pool [\[2\]](#). Liquidity providers earn transaction fees paid by exchange

users. While sometimes subject to a withdrawal penalty, liquidity providers can freely remove funds from the pool [3] by surrendering a corresponding amount of pool shares [2]. The act of liquidity provision or removal updates the value of the conservation function invariant(s) (see [Section 3](#)). Liquidity providers are also called *liquidity miners* due to new protocol tokens minted and distributed to them as reward in addition to pool shares when they supply funds.

Exchange user An exchange user submits an exchange order to a liquidity pool by specifying which asset to spend—the input asset—and which to be received—the output asset. The user can choose to specify the quantity of either the input asset or the output asset, and the smart contract will automatically calculate the exchange rate based on the conservation function, and execute the exchange order accordingly. Exchange users must pay swap fees to liquidity providers for using their pools.

2.1.2 Other actors

Arbitrageurs Arbitrageurs are a special type of exchange users. They compare asset prices across different markets—whether decentralized or centralized, on-chain or off-chain—and reap profit by taking trades that close price gaps. In doing so, arbitrageurs ensure consistency of asset price in different exchanges.

Protocol foundation Protocol foundation consists of protocol founders, designers and developers. The foundation is responsible for designing and improving the protocol. The development activities are often funded directly or indirectly through a percentage of swap fees, such that the foundation members are financially incentivized to build a user-friendly protocol that can attract high trading volume.

2.2 Assets

Several distinct sorts of assets are used in AMM protocols which facilitate its functionality and allow for its governance. Sometimes several of the following functionalities are fulfilled by one or a combination of more assets; one asset may thus assume multiple roles.

Risk assets The risk assets are the tokens held in the liquidity pool in return for rewards and are being traded between protocol participants. There are usually many different risk assets involved in one protocol. This is the main type of asset for which the protocol was designed: to provide liquidity in these assets, to facilitate exchange between them and to allow liquidity providers to earn rewards in return for their contribution. Typically the criteria for risk assets are that they have to be allowed in and compatible with the protocol.

This means that it has to be whitelisted and fulfill the technical requirements (e.g. ERC20² for most AMMs on Ethereum).

Base assets For some protocols, a trading pair always consists of a risk asset and a designated base asset. In the case of Bancor, every risk asset is paired with BNT, the protocol’s native token with an elastic supply [4]. In their early version, Uniswap required every pool to be initiated with ETH as one of the risk assets making it somehow an obligatory base asset. Many protocols such as Balancer and Curve are managed without a designated base asset as they connect two or more risk assets with each other directly in the composition of their portfolios.

Pool shares Also known as “liquidity shares” and “liquidity provider shares”, pool shares represent ownership in the portfolio of assets within a pool, and are distributed to liquidity providers. Shares qualify for reception of fees which are earned in the portfolio whenever a trade occurs. Shares can be redeemed at any time to withdraw back the liquidity initially provided.

Protocol tokens Protocol tokens are used to represent voting rights in a decision formation process defined in the protocol, and are thus also termed “governance tokens”. Protocol tokens are typically valuable assets that are sometimes tradeable even outside of the AMM. Therefore, protocol tokens can be used to incentivize participation. For example, they might be rewarded to liquidity providers in proportion to their liquidity supply.

2.3 AMM economics

2.3.1 Rewards

To encourage participation and contribution, AMM protocols often run several reward schemes, including liquidity reward, staking reward, governance rights and security reward, distributed to different actors.

Liquidity reward Liquidity providers are rewarded for supplying assets to a liquidity pool, as this can be deemed a service for the wider community for which they have to bear the opportunity costs associated with funds being locked in the pool. Liquidity providers receive their share of trading fees paid by exchange users.

Staking reward On top of the liquidity reward in the form of transaction income, liquidity providers are sometimes offered the possibility to stake certain

²<https://eips.ethereum.org/EIPS/eip-20>

tokens as part of an initial incentive program from the token protocol. In that case, the liquidity provider locks the tokens in a pool smart contract and gets rewarded in the form of the staked token. The ultimate goal of the individual token protocols (see e.g. GIV [5] and TRIPS [6]) is to further encourage token holding, while simultaneously facilitating token liquidity.

Governance right An AMM may encourage liquidity provision and / or swapping by rewarding participants governance right in the form of protocol tokens (see Section 2.2). AMMs must compete with each other to attract cash flow and trading volume. To bootstrap an AMM in the early phase with incentivized early pool establishment and trading, there exists a feature called liquidity mining where the native protocols tokens are minted and issued to liquidity providers and / or exchange users.

Security reward Just as every protocol built on top of an open, distributed network, AMM-based DEXs on Ethereum suffer from security vulnerabilities. Besides code auditing, a common practice that a protocol foundation adopts is to have the code vetted by a wider developer community, and reward those who discover and / or fix securities of the protocol with monetary prizes, commonly in fiat currencies, through a bounty program.

2.3.2 Costs

Interacting with AMM protocols incurs various costs, including charges for some form of “value” created or “service” performed and fees for interacting with the blockchain network. AMM participants need to anticipate mainly three types of fees: liquidity withdrawal penalty, swap fee and gas fee.

Liquidity withdrawal penalty As introduced in Section 3.2 and demonstrated in Section 4 later in this paper, withdrawal of liquidity changes the shape of the conservation function and negatively affects the usability of the pool by elevating the slippage. Therefore, AMMs such as DoDo [7] levy a liquidity withdrawal penalty to discourage the action.

swap fee Users interacting with the liquidity pool for token exchanges have to reimburse liquidity providers for the supply of assets. This compensation comes in the form of swap fees that are charged in every exchange trade and then distributed to liquidity pool shareholders. A small percentage of the swap fees may also go to foundations of the AMM to fund further development of the protocol.

Gas fee Every interaction with the protocol is executed in the form of an on-chain transaction and is thus subject to gas fee applicable to all transactions on Ethereum. This is because Ethereum is a decentralized network where validating nodes verifying transactions need to be compensated for their efforts, and these operating costs must be covered by transaction initiators. The paid gas fees depend on the price of ETH and on the gas price of the transaction chosen by the user. The evolution of the average gas price shows that the gas fees are becoming increasingly more substantial³ as a result of the growing adoption of Ethereum. Compounded with the rising ETH price and the complexity of AMM contracts, gas fees must be taken into consideration when interacting with AMMs.

2.3.3 Implicit risks

Two key risks native to AMM-based DEXs are high slippage for exchange users and divergence loss for liquidity providers.

Slippage Slippage is defined as the difference between the spot price and the realized price of a trade and is caused by the price curve design feature of an AMM that dictates the asset prices. Instead of matching buy and sell orders, a conservation function determines exchange rates with a continuous curve. Therefore, a trade on an AMM-based DEX will *always* encounter slippage, although to various extents depending on the exact design of the conservation function. For infinitesimally small trades, the spot price approaches the realized price, but they deviate more for bigger trade sizes. This effect is amplified for smaller liquidity pools as every trade will have a bigger impact on the relative quantities of assets in the pool and as a result the user will experience higher slippage.

Divergence loss For liquidity providers, assets supplied to a protocol are still exposed to volatility risk which comes into play in addition to the loss of time value of locked funds. A swap alters the asset composition of a pool, which in turn updates the asset prices implied by the conservation function of the pool (Eq. 3). This consequently changes the value of the entire pool. Compared to holding the assets outside of an AMM pool, contributing the same amount of assets to the pool in return for pool shares can result in less value with price movement, an effect termed “divergence loss” or “impermanent loss” (see Section 4). This loss is “impermanent” because as asset price moves back and forth, the depreciation of the pool value disappears and reappears all the time and is only realized when assets are actually taken out of the pool.

Since assets are bonded together in an pool, changes of prices in one asset affect all others in this pool. For an AMM protocol that supports single-asset

³https://ycharts.com/indicators/ethereum_average_gas_price

supply, this forces liquidity providers to be exposed to risk assets they have not been holding in the first place.

3 Formalization of Mechanisms

Overall, the functionality of an AMM can be generalized formally by a set of few mechanisms. These mechanisms define how users can interact with the protocol and what the response of the protocol will be given particular user actions. Action-related mechanisms dictate how *providing and withdrawing liquidity* as well as *swapping assets* are executed where protocol-related properties define how *fees and rewards* are calculated. On top of that, there are some protocol-specific mechanisms for *governance* and *security*, but the aforementioned basic mechanisms are the same.

While all AMMs are similar in this basic functionality, they have two ways of differentiating themselves and propose improvements to existing protocols. First option is to take an existing implementation as given, copy and reuse all mechanisms and adjust the fee and reward structure to change the incentives and payouts of the protocol and by doing so potentially improve targeted user or protocol metrics. The second option is to change the composition or the functionality of the mechanism or to propose a new pool structure that will call for major changes of how the protocol works. In this way key metrics can be improved as well but in a completely different way.

3.1 State space representation

The functioning of any blockchain based system can be modeled using the state-spate terminology. States and agents constitute main system components; protocol activities are described as actions (Figure 1); the evolution of the system over time is modeled with state transition functions. This can be generalized into a state transition function f encoded in the protocol such that $\chi \xrightarrow[f]{a} \chi'$, where $a \in A$ represents an action imposed on the system while χ and χ' represent the current and future states of the system respectively.

The object of interest is the state χ of the liquidity pool which can be described with

$$\chi = (\{r'_k\}_{k=1,\dots,n}, \{p_k\}_{k=1,\dots,n}, \mathcal{C}, \Omega) \quad (1)$$

where r_k denotes the quantity of token k in the pool, p_k the current spot price of token k , \mathcal{C} the conservation function invariant(s), and Ω the collection of protocol hyperparameters. This formalization can encompass various AMM designs.

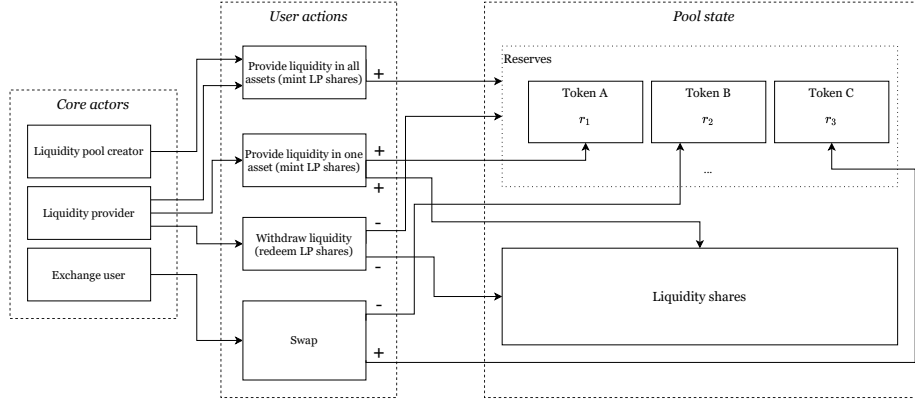


Figure 1: Stylized AMM mechanism

The most critical design component of an AMM is its conservation function which defines the relationship between different state variables and the invariant(s) \mathcal{C} . The conservation function is protocol-specific as each protocol seeks to prioritize a different feature and target particular functionalities. For example, Uniswap implements a very simple conservation function that achieves low gas fee; Balancer’s conservation function links mul whereas Curve’s conservation function is complex but guarantees low slippage (see [Section 4](#)).

The core of an AMM system state is the quantity of each asset held in a liquidity pool. Their sums or products are typical candidates for invariants. Examples of a constant-sum market maker include mStable [8]. Uniswap [9] represents constant-product market makers, while Balancer [3] generalizes this idea to a geometric mean. The Curve [10] conservation function is notably a combination of constant-sum and constant-product (see [Section 4](#)).

3.2 Liquidity change and asset swap

Hyperparameter set Ω is determined at pool creation and shall remain the same afterwards. While this value of hyperparameters might be changed though protocol governance activities, this does not and should not occur on a frequent basis.

Invariant \mathcal{C} , despite its name, refers to the pool variable that stays constant only with swap actions, but changes at liquidity provision and withdrawal. In contrast, trading moves the price of traded assets; specifically, it increases the price of the output asset relative to the input asset, reflecting a value appreciation of the output asset driven by demand. Liquidity provision and withdrawal, on the other hand, should not move the asset price.

General rules of AMM-based DEX

1. The price of assets in an AMM pool stays constant for *pure* liquidity provision and withdrawal activities.
2. The invariant of an AMM pool stays constant for *pure* swapping activities.

Formally, the state transition induced by *pure* liquidity change and asset swap can be expressed as follows.

$$(\{r_k\}_{k=1,\dots,n}, \{p_k\}_{k=1,\dots,n}, \mathcal{C}, \Omega) \xrightarrow[f]{\text{liquidity change}} (\{r'_k\}_{k=1,\dots,n}, \{p_k\}_{k=1,\dots,n}, \mathcal{C}', \Omega) \quad (2)$$

$$(\{r_k\}_{k=1,\dots,n}, \{p_k\}_{k=1,\dots,n}, \mathcal{C}, \Omega) \xrightarrow[f]{\text{swap}} (\{r'_k\}_{k=1,\dots,n}, \{p'_k\}_{k=1,\dots,n}, \mathcal{C}, \Omega) \quad (3)$$

Note that protocol-specific intricacies may result in asset price change with liquidity provision / withdrawal, or invariant \mathcal{C} update with trading.

In fact, the asset spot price can remain the same only when assets are added to or removed from a pool proportionate the existing reserve ratio ($r_1 : r_2 : \dots : r_n$). Disproportionate addition or removal can be treated as a combination of two actions: proportionate reserve change plus asset swap, such as with Balancer [3]. This action is therefore no longer a *pure* liquidity provision / withdrawal and would thus move the asset spot price.

Certain fee mechanisms also cause invariant \mathcal{C} to become variant through trading. Specifically, when trading fees are kept within the liquidity pool, then a trading action can be decomposed into asset swap plus liquidity provision. This action is therefore no longer a *pure* asset swap and would thus move the value of \mathcal{C} (see e.g. [11]). In addition, as float numbers are not yet fully supported by Solidity [12]—the language for Ethereum smart contracts, AMM protocols typically recalculate invariant \mathcal{C} after each trade anyway, in order to minimize the accumulation of rounding errors.

3.3 Generalized formulas

In this section, we generalize AMM formulas necessary for demonstrating the interdependence between various AMM state variable, as well as for computing slippage as well as divergence loss.

Mathematical notations and their definitions can be found in [Table 1](#).

Notation	Definition	Applicable protocols
<i>Preset hyperparameters</i>		
Ω	Collection of protocol hyperparameters	all
w_k	Weight of asset reserve r_k , $w_k \in \Omega$	Balancer
\mathcal{A}	Interpolating factor, $\mathcal{A} \in \Omega$	Curve, Dodo
<i>State variables</i>		
\mathcal{C}	Conservation function invariant	all
r_k	Quantity of token _k in the pool	all
p_k	Current spot price of token _k	all
<i>Process variables</i>		
x_i	Input quantity added to reserve of token _i	all
ρ	Token value change in token value	all
<i>Functions</i>		
C	Conservation function	all
Z	Implied conservation function	all
${}_iE_o$	token _o price in token _i	all
S	Slippage	all
V	Reserve value	all
L	Divergence loss	Uniswap, Balancer, Curve

Table 1: Mathematical notations for pool mechanisms

3.3.1 Conservation function

An AMM conservation function can be expressed explicitly as a function of reserve quantities $\{r_k\}_{k=1,\dots,n}$:

$$\mathcal{C} = C(\{r_k\}) \quad (4)$$

For complex AMMs, it might be convenient to express the conservation function implicitly as:

$$Z(\{r_k\}; \mathcal{C}) = C(\{r_k\}) - \mathcal{C} = 0 \quad (5)$$

3.3.2 Spot exchange rate

The spot exchange rate between token_i and token_o can be calculated as the slope of the r_i — r_o curve (see examples in [Figure 3](#)) using partial derivatives of the conservation function Z .

$${}_iE_o(\{r_k\}; \mathcal{C}) = \frac{\partial Z(\{r_k\}; \mathcal{C}) / \partial r_o}{\partial Z(\{r_k\}; \mathcal{C}) / \partial r_i} \quad (6)$$

Note that ${}_iE_o = 1$ when $i = o$.

3.3.3 Swap amount

The amount of token_o received x_o (spent when $x_o < 0$) given amount of token_i spent x_i (received when $x_i < 0$) can be calculated following the steps below.

Update reserve quantities Input quantity x_i is simply added to the existing reserve of token_i ; the reserve quantity of any token other than token_i or token_o stays the same:

$$r'_i := R_i(x_i; r_i) = r_i + x_i \quad (7)$$

$$r'_j = r_j, \quad \forall j \neq i, o \quad (8)$$

Compute new reserve quantity of token_o The new reserve quantity of all tokens except for token_o is known from the previous step. One can thus solve r'_o , the unknown quantity of token_o , by plugging it in the conservation function:

$$Z(\{r'_k\}; \mathcal{C}) = 0 \quad (9)$$

Apparently, r'_o can be expressed as a function of the original reserve composition $\{r_k\}$, input quantity x_i , namely,

$$r'_o := R_o(x_i, \{r_k\}; \mathcal{C}) \quad (10)$$

Compute swapped quantity The quantity of token_o swapped is simply the difference between the old and new reserve quantities:

$$x_o := X_o(x_i, \{r_k\}; \mathcal{C}) = r_o - r'_o \quad (11)$$

3.3.4 Slippage

Slippage measures the deviation between effective exchange rate $\frac{x_o}{x_i}$ and the pre-swap spot exchange rate ${}_iE_o$, expressed as:

$$S(x_i, \{r_k\}; \mathcal{C}) = \frac{x_o/x_i}{{}_iE_o} - 1 \quad (12)$$

3.3.5 Divergence loss

Divergence loss describes the loss in value of the all reserves in the pool compared to holding the reserves outside of the pool, after a price change of an asset. Based on the formulas for spot price and swap quantity established above, the divergence loss can generally be computed following the steps described below. In the valuation, we assign token_i as the denominating currency for all valuations. While the method to be presented can be used for multiple token price changes through iterations, we only demonstrate the case where only the value of token_o increases by ρ , while all other tokens' value stay the same. Token_i is the numéraire.

Calculate the original pool value The value of the pool denominated in token_i can be calculated as the sum of the value of all token reserves in the pool, each equal to the reserve quantity multiplied by the exchange rate with token_i :

$$V(\{r_k\}; \mathcal{C}) = \sum_j {}_iE_j(\{r_k\}; \mathcal{C}) \cdot r_j \quad (13)$$

Calculate the reserve value if held outside of the pool If all the asset reserves are held outside of the pool, then a change of ρ in token_o 's value would result in a change of ρ in token_o reserve's value:

$$V_{\text{held}}(\rho; \{r_k\}, \mathcal{C}) = V(\{r_k\}; \mathcal{C}) + ({}_jE_o(\{r_k\}; \mathcal{C}) \cdot r_o) \cdot \rho \quad (14)$$

Obtain re-balanced reserve quantities Exchange users and arbitrageurs constantly re-balance the pool through trading in relatively “cheap”, depreciating tokens for relatively “expensive”, appreciating ones. As such, asset value movements are reflected in exchange rate changes implied by the dynamic pool composition.

Therefore, the exchange rate between token_o and each other token_j ($j \neq o$) implied by new reserve quantities $\{r'_k\}$, compared to that by the original quantities $\{r_k\}$, must satisfy equation sets 15. At the same time, the equation for the conservation function must stand (Eq. 16).

$$\rho = \frac{{}_jE_o(\{r'_k\}; \mathcal{C})}{{}_jE_o(\{r_k\}; \mathcal{C})} - 1, \quad \forall j \neq o \quad (15)$$

$$0 = Z(\{r'_k\}; \mathcal{C}) \quad (16)$$

A total number of n -equations ($n - 1$ with equation sets 15, plus 1 with Eq. 16) would suffice to solve n unknown variables $\{r'_k\}_{k=1, \dots, n}$, each of which can be expressed as a function of ρ and $\{r_k\}$:

$$r'_k := R_k(\rho, \{r_k\}; \mathcal{C}) \quad (17)$$

Calculate the new pool value The new value of the pool can be calculated by summing the products of the new reserve quantity multiplied by the new price (denominated by token_i) of each token in the pool:

$$V'(\rho, \{r_k\}; \mathcal{C}) = \sum_j {}_i E_j(\{r'_k\}; \mathcal{C}) \cdot r'_j \quad (18)$$

Calculate the divergence loss Divergence loss can be expressed as a function of ρ , the change in value of an asset in the pool:

$$L(\rho, \{r_k\}; \mathcal{C}) = \frac{V'(\rho, \{r_k\}; \mathcal{C})}{V_{\text{held}}(\rho; \{r_k\}, \mathcal{C})} - 1 \quad (19)$$

4 Comparison of AMM protocols

AMM-based DEXs are home to billions of dollars worth of on-chain liquidity. [Table 2](#) list major AMM protocols, their respective value locked, as well as some other general metrics. Uniswap is undeniably the biggest AMM measured by trade volume, as confirmed by the volume growth displayed in [Figure 2a](#), and the number of governance token holders, although it is remarkable that Sushiswap has more value locked within the protocol. The number of governance token holders of smaller protocols as Bancor and Balancer are relatively big compared to Curve token holders, as they do approximately half of the volume but have 25 to 50% more governance token holders. [Figure 2](#) shows an increasing trend over all prominent AMMs. Note that the volumes of March 2021 are not complete yet. While Curve only has 17 pools at the moment of writing, Uniswap has over 30,000. Dodo is relatively new, but already showcases around 200% growth compared to the start of 2021 in terms of volume.

For the rest of this section, we focus on the four most representative ones: Uniswap, Balancer, Curve, and Dodo. We describe the liquidity pool structures of those protocols, and subsequently derive and illustrate the conservation function, slippage, as well as divergence loss of those protocol in [Figure 3](#), [Figure 4](#) and [Figure 5](#), respectively. For denominating purposes, we always use token_1 as price or value unit; namely, token_1 is the assumed numéraire.

Protocol	Value locked (billion USD)	Trade volume (billion USD)	Market (%)	Governance token	Governance token holders
Uniswap	4.25	31.83	52.5	UNI	194,886
Sushiswap	4.57	11.64	19.2	SUSHI	40,581
Curve	4.18	5.88	9.7	CRV	25,571
Bancor	1.70	2.86	4.7	BNT	38,074
Balancer	1.78	2.18	3.6	BAL	31,181
Dodo	0.07	1.19	2.0	DODO	8,721

Table 2: Comparison Table of discussed DEXes: value locked and the number of governance token holders as of 22 March 2021, trade volume of the past 30 days, the market share by the last 30 days volume in percentage. Data retrieved from <https://defipulse.com/> and <https://duneanalytics.com/> on 22 March 2021.

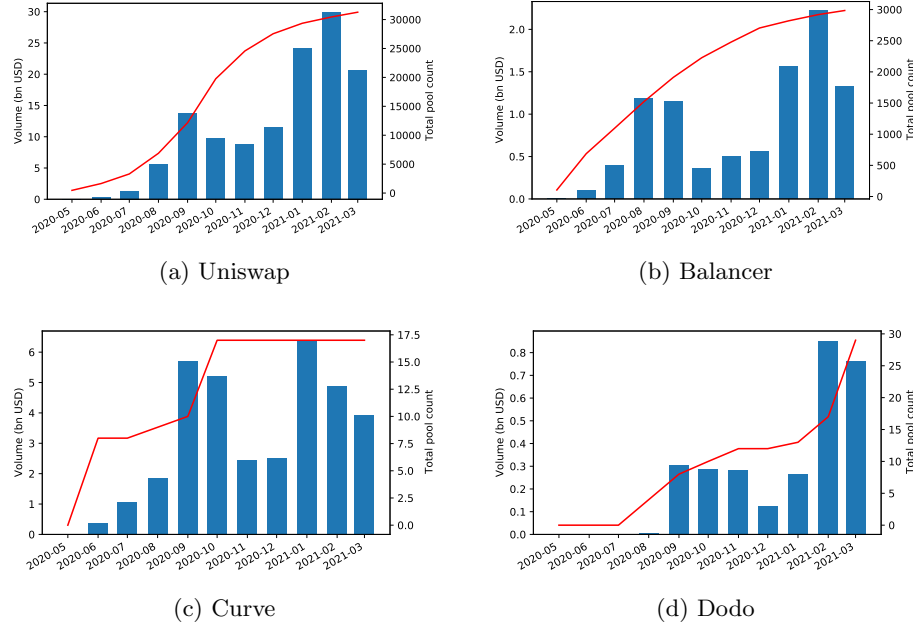


Figure 2: Monthly volume and the total pool count for AMMs

4.1 Uniswap

4.1.1 Pool structure

The Uniswap protocol prescribes that a liquidity pool always consists of one pair of assets. The pool smart contract always assumes that the reserves of the two assets have equal value.

4.1.2 Formulas

Conservation function Uniswap implements a conservation function with constant-product invariant ([Figure 3a](#)). Specifically, the product of reserve quantity of token₁, r_1 , and reserve quantity of token₂, r_2 , stays constant with swapping:

$$\mathcal{C} = r_1 \cdot r_2 \quad (20)$$

Spot exchange rate Given the *equal value assumption* encoded in the pool smart contract, the implied spot price of assets in a liquidity pool can be derived based on the ratio between their reserve quantities. Specifically, denominated in token 1, the price of token₂ can be expressed as:

$${}_1E_2 = \frac{r_1}{r_2} \quad (21)$$

Swap amount Based on the Uniswap conservation function ([Eq. 20](#)), the amount of token₂ received x_2 (spent when $x_2 < 0$) given amount of token₁ spent x_1 (received when $x_1 < 0$) can be calculated following the steps described in [Section 3.3.3](#):

$$\begin{aligned} r'_1 &= r_1 + x_1 \\ r'_2 &= \frac{\mathcal{C}}{r'_1} \\ x_2 &= r_2 - r'_2 \end{aligned} \quad (22)$$

Slippage The slippage that a Uniswap user experiences when swapping x_1 token₁ with x_2 token₂ can be expressed as:

$$S(x_1) = \frac{x_1/x_2}{{}_1E_2} - 1 = \frac{x_1}{r_1} \quad (23)$$

Figure 4a illustrates the relationship between Uniswap slippage and normalized token₁ reserve change $\frac{x_1}{r_1}$.

Divergence loss Given the equal value assumption with Uniswap, the reserve value of token 1, V_1 , equals exactly half of original value of the entire pool V (token₁ being numéraire):

$$\frac{V}{2} = V_1 = V_2 = r_1 \quad (24)$$

Should a liquidity provider have held r_1 token₁ and r_2 token₂, then when token₂ appreciates by ρ (depreciates when $\rho < 0$), the total value of the original reserve composition V_{held} becomes:

$$V_{\text{held}} = V + V_2 \cdot \rho = r_1 \cdot (2 + \rho) \quad (25)$$

With r_1 token₁ and r_2 token₂ locked in a liquidity pool from the beginning, their quantity ratio would have been updated through users' swapping to result in token₂'s price change of ρ . The equal value assumption still holds, and the updated pool value V' becomes:

$$\frac{V'}{2} = V'_1 = V'_2 = r'_1 = r_1 \cdot \sqrt{1 + \rho} \quad (26)$$

Note that $r'_2 = \frac{r_2}{\sqrt{1+\rho}}$ and $p' = \frac{(1+\rho)r_1}{r_2}$, which preserves the invariance of \mathcal{C} , and reflects the change in token₂'s spot exchange rate against token₁.

As illustrated in Figure 3a, the divergence loss due to liquidity provision as opposed of holding can thus be expressed as a function of price change:

$$L(\rho) = \frac{V'}{V_{\text{held}}} - 1 = \frac{\sqrt{1+\rho}}{1 + \frac{\rho}{2}} - 1 \quad (27)$$

4.2 Balancer

4.2.1 Pool structure

The Balancer protocol allows each liquidity pool to have more than 2 assets [3]. Each asset reserve r_k is assigned with a weight w_k at pool creation, where $\sum_k w_k = 1$. Weights are pool hyperparameters, and do not change with either

liquidity provision / removal or asset swap. The weight of an asset reserve represents the value of the reserve as a fraction of the pool value.

Balancer can be deemed as a generalization of Uniswap; the latter is a special case of the former with $w_1 = w_2 = \frac{1}{2}$.

4.2.2 Formulas

Conservation function Balancer implements a conservation function with a weighted-product invariant (Figure 3b). Specifically, the product of reserve quantities each raised to the power of its weight stays constant with swapping:

$$\mathcal{C} = \prod_k r_k^{w_k} \quad (28)$$

Spot exchange rate Given the quantity ratio $r_1 : r_2$ between token₁ and 2 and the implicit assumption on their value ratio $w_1 : w_2$, the price of token₂ denominated by token₁ can be expressed as:

$${}_1E_2 = \frac{r_1 \cdot w_2}{r_2 \cdot w_1} \quad (29)$$

Swap amount We investigate the case when a user swaps token₁ for token₂, while the reserves of all other assets remain untouched in the pool. Based on the Balancer conservation function (Eq. 28), the amount of token₂ received x_2 (spent when $x_2 < 0$) given amount of token₁ spent x_1 (received when $x_1 < 0$) can be calculated following the steps described in Section 3.3.3:

$$\begin{aligned} r'_1 &= r_1 + x_1 \\ r'_2 &= r_2 \left(\frac{r_1}{r'_1} \right)^{\frac{w_1}{w_2}} \\ x_2 &= r_2 - r'_2 \end{aligned} \quad (30)$$

Slippage The slippage that a Balancer user experiences when swapping x_1 token₁ with x_2 token₂ can be expressed as:

$$S(x_1) = \frac{x_1/x_2}{{}_1E_2} - 1 = \frac{x_1}{r_1 \cdot \frac{w_2}{w_1} \left[1 - \left(\frac{r_1}{r'_1} \right)^{\frac{w_1}{w_2}} \right]} - 1 \quad (31)$$

Figure 4b illustrates the relationship between Uniswap slippage and normalized token₁ reserve change $\frac{x_1}{r_1}$.

Divergence loss Given the constant value ratio assumption with Balancer, the value of the entire pool V can be expressed by the reserve quantity of token 1, r_1 divided by its weight w_1 (token₁ being numéraire):

$$V = \frac{V_1}{w_1} = \frac{V_2}{w_2} = \frac{V_k}{w_k} = \frac{r_1}{w_1} \quad (32)$$

If token₂ appreciates by ρ (depreciates when $\rho < 0$) while all other tokens' prices remain unchanged, the total value of the original reserve composition, when held outside of the pool, V_{held} becomes:

$$V_{\text{held}} = V + V_2 \cdot \rho = V \cdot (1 + w_2 \cdot \rho) \quad (33)$$

With r_1 token₁ and r_2 token₂ locked in a liquidity pool from the beginning, their quantity ratio would have been updated through users' swapping to result in token₂'s price change of ρ . The value ratio between the pool, token₁ and token₂, remains $1 : w_1 : w_2$, and the updated pool value V' becomes:

$$V' = \frac{V'_1}{w_1} = \frac{r'_1}{w_1} = \frac{r_1 \cdot (1 + \rho)^{w_2}}{w_1} = V \cdot (1 + \rho)^{w_2} \quad (34)$$

Note that $r'_2 = \frac{r_2}{(1+\rho)^{1-w_2}}$ and $r'_k = r_k \cdot (1 + \rho)^{w_2}$ for $k \neq 2$, reflecting the assumed scenario that only the value of token₂ appreciates by ρ , while the value of all other tokens against token₁ remains unchanged.

As illustrated in Figure 5b, the divergence loss due to liquidity provision as opposed to holding can thus be expressed as a function of price change:

$$L(\rho) = \frac{V'}{V_{\text{held}}} - 1 = \frac{(1 + \rho)^{w_2}}{1 + w_2 \cdot \rho} - 1 \quad (35)$$

4.3 Curve

4.3.1 Pool structure

With the Curve protocol, formerly StableSwap [10], a liquidity pool consists of two or more assets with the same underlying, for example, USDC and DAI, or wBTC and renBTC.

4.3.2 Formulas

Conservation function As assets from the same pool are connected to the same peg by design, the ideal exchange rate between them should always equal 1. Theoretically, this could be achieved by a constant-sum invariant. Nevertheless, Curve seeks to allow an exchange rate to deviate from 1, in order to reflect the supply-demand dynamic, while simultaneously keeping the slippage low.

Curve achieves this by interpolating between two invariants, constant sum and constant product [10], with hyperparameter \mathcal{A} as the interpolating factor (Eq. 36).⁴ When $\mathcal{A} \rightarrow 0$, the conservation function boils down to a constant-product one, as with Uniswap; when $\mathcal{A} \rightarrow +\infty$, the conservation function is essentially a constant-sum one with constant exchange rate equal to 1 (Figure 3c).

$$\mathcal{A} \left(\frac{\sum_k r_k}{\mathcal{C}} - 1 \right) = \frac{\left(\frac{\mathcal{C}}{n}\right)^n}{\prod_k r_k} - 1 \quad (36)$$

Spot exchange rate Rearrange Eq. 36 and let

$$Z(r_1, r_2) = \frac{\left(\frac{\mathcal{C}}{n}\right)^n}{r_1 r_2 \prod_{k \neq 1, 2} r_k} - 1 - \mathcal{A} \left(\frac{r_1 + r_2 + \sum_{k \neq 1, 2} r_k}{\mathcal{C}} - 1 \right) \quad (37)$$

Following Section 3.3, the spot exchange rate can be calculated as:

$${}_1E_2 = \frac{\partial Z(r_1, r_2) / \partial r_2}{\partial Z(r_1, r_2) / \partial r_1} = \frac{r_1 \cdot \left[\mathcal{A} \cdot r_2 \cdot \prod_k r_k + \mathcal{C} \cdot \left(\frac{\mathcal{C}}{n}\right)^n \right]}{r_2 \cdot \left[\mathcal{A} \cdot r_1 \cdot \prod_k r_k + \mathcal{C} \cdot \left(\frac{\mathcal{C}}{n}\right)^n \right]} \quad (38)$$

Swap amount We investigate the case when a user swaps token₁ for token₂, while the reserves of all other assets remain untouched in the pool. Based on the Curve conservation function (Eq. 36), the amount of token₂ received x_2 (spent when $x_2 < 0$) given amount of token₁ spent x_1 (received when $x_1 < 0$) can be calculated following the steps below:

⁴Note that \mathcal{A} here is equivalent to $A \cdot n^n$ in Curve's white paper [10].

$$\begin{aligned}
r'_1 &= r_1 + x_1 \\
r'_2 &= \frac{\sqrt{\frac{4C\left(\frac{c}{n}\right)^n}{\mathcal{A} \cdot \prod_{k \neq 2}'} + \left[\left(1 - \frac{1}{\mathcal{A}}\right)C - \sum_{k \neq 2}' \right]^2} + \left(1 - \frac{1}{\mathcal{A}}\right)C - \sum_{k \neq 2}'}{2} \\
x_2 &= r_2 - r'_2
\end{aligned} \tag{39}$$

where

$$\prod_{k \neq 2}' = r'_1 \cdot \prod_{k \neq 1,2} r_k \tag{40}$$

$$\sum_{k \neq 2}' = r'_1 + \sum_{k \neq 1,2} r_k \tag{41}$$

Slippage As illustrated in [Figure 4c](#), the slippage that a Curve user experiences when swapping x_1 token₁ with x_2 token₂ can be expressed as:

$$S(x_1) = \frac{x_1/x_2}{{}_1E_2} - 1 = \frac{\frac{x_1 \cdot \left[\mathcal{A} \cdot r_1 \cdot \prod_k r_k + C \cdot \left(\frac{c}{n}\right)^n \right]}{r_1 \cdot \left[\mathcal{A} \cdot r_2 \cdot \prod_k r_k + C \cdot \left(\frac{c}{n}\right)^n \right]}}{1 - \frac{\sqrt{\frac{4C\left(\frac{c}{n}\right)^n}{a \cdot \prod_{k \neq 2}'} + \left[\left(1 - \frac{1}{a}\right)C - \sum_{k \neq 2}' \right]^2} + \left(1 - \frac{1}{a}\right)C - \sum_{k \neq 2}'}{2r_2}} - 1 \tag{42}$$

Divergence loss Curve's divergence loss in full form cannot be easily presented in a concise and comprehensible fashion. Therefore, for Curve, we use the generalized method to calculate its divergence loss as described in [Section 3.3](#). The divergence loss in the case of a 2-asset pool is presented in [Figure 5c](#).

4.4 Dodo

4.4.1 Pool structure

Dodo only supports 2-asset liquidity pools at the moment. The pool creator opens a new pool with some amount of reserves on both sides, which determines the initial equilibrium state of the pool.

Importantly, the pool always anchors the exchange rate between the two assets to the external data fed by a price oracle. Thus, unlike Uniswap where asset exchange rates are implied by their reserve quantities, Dodo allows the reserve ratio between the two assets within a pool to be arbitrary, while still maintaining the asset exchange rate close to the market rate. Due to this feature, Dodo differentiates itself from traditional AMMs, and terms their pricing algorithm as “Proactive Market Making” algorithm, or PMM.

4.5 Formulas

Spot exchange rate As presented in the previous sections, conventional AMMs derive the exchange rate between two assets in a pool purely from the conservation function. Dodo does it the other way around: resorting to external market data as a major determinant of the exchange rate, Dodo has its conservation function derived from its exchange rate formula.

The exchange rate between the two assets in a Dodo pool is set by the market rate with an adjustment based on the pool composition. We denote the market exchange rate as P , namely $1 \text{ token}_2 = P \text{ token}_1$, and the initial reserve for token_1 and token_2 as \mathcal{C}_1 and \mathcal{C}_2 respectively. The formula [Eq. 43](#) sets the exchange rate ${}_1E_2$ higher than the market rate P —i.e. token_2 exhibits higher price in the pool than in the market, when the reserve of token_1 r_1 exceeds its initial state \mathcal{C}_1 , and sets ${}_1E_2$ lower than P —i.e. token_1 more expensive than its market value, when r_1 falls short of \mathcal{C}_1 . Formally,

$${}_1E_2 = \begin{cases} P \left[1 + \mathcal{A} \left(\left(\frac{\mathcal{C}_2}{r_2} \right)^2 - 1 \right) \right], & r_1 \geq \mathcal{C}_1 \\ P / \left[1 + \mathcal{A} \left(\left(\frac{\mathcal{C}_1}{r_1} \right)^2 - 1 \right) \right], & r_1 \leq \mathcal{C}_1 \end{cases} \quad (43)$$

Conservation function Dodo’s conservation function can be derived from its exchange formula [Eq. 43](#). In particular, the initial state of token_1 and token_2 reserves, \mathcal{C}_1 and \mathcal{C}_2 can be regarded as the two invariants of the conservation function. This aligns with the definition according to our framework ([Section 3](#)), as \mathcal{C}_1 and \mathcal{C}_2 remain constant with swapping activities, but get updated with liquidity provision or withdrawal.

$$\begin{aligned}
r_1 - \mathcal{C}_1 &= \int_{r_2}^{\mathcal{C}_2} P \left[1 + \mathcal{A} \left(\left(\frac{\mathcal{C}_2}{\delta} \right)^2 - 1 \right) \right] d\delta \\
&= P \cdot (\mathcal{C}_2 - r_2) \cdot \left[1 + \mathcal{A} \cdot \left(\frac{\mathcal{C}_2}{r_2} - 1 \right) \right], \quad r_1 \geq \mathcal{C}_1 \quad (44)
\end{aligned}$$

$$\begin{aligned}
r_2 - \mathcal{C}_2 &= \int_{r_1}^{\mathcal{C}_1} \frac{1 + \mathcal{A} \left(\left(\frac{\mathcal{C}_1}{\delta} \right)^2 - 1 \right)}{P} d\delta \\
&= \frac{(\mathcal{C}_1 - r_1) \cdot \left[1 + \mathcal{A} \cdot \left(\frac{\mathcal{C}_1}{r_1} - 1 \right) \right]}{P}, \quad r_1 \leq \mathcal{C}_1 \quad (45)
\end{aligned}$$

In the special case of $\mathcal{A} = 1$, when $\mathcal{C}_1 = P \cdot \mathcal{C}_2$, i.e. liquidity provided on both assets are of equal value, then Dodo's conservation function is equivalent to Uniswap, with $r_1 \cdot r_2 = \mathcal{C}_1 \cdot P \cdot \mathcal{C}_2$. This can be observed from Figure 3, where the Dodo's conservation function curve with $\mathcal{A} \rightarrow 1$ appears identical to that of Uniswap.

Swap amount The swap amount can be derived directly from the Dodo conservation function (Eq. 44):

$$r'_1 = r_1 + x_1 \quad (46)$$

$$r'_2 = \begin{cases} \frac{\mathcal{C}_1 - r'_1 + P \cdot \mathcal{C}_2 \cdot (1 - 2\mathcal{A}) + \sqrt{[\mathcal{C}_1 - r'_1 + P \cdot \mathcal{C}_2 \cdot (1 - 2\mathcal{A})]^2 + 4\mathcal{A} \cdot (1 - \mathcal{A}) \cdot (P \cdot \mathcal{C}_2)^2}}{2P \cdot (1 - \mathcal{A})} & r'_1 \geq \mathcal{C}_1 \\ \mathcal{C}_2 + \frac{(\mathcal{C}_1 - r'_1) \cdot \left[1 + \mathcal{A} \cdot \left(\frac{\mathcal{C}_1}{r'_1} - 1 \right) \right]}{P}, & r'_1 \leq \mathcal{C}_1 \end{cases} \quad (47)$$

$$x_2 = r_2 - r'_2 \quad (48)$$

Slippage As illustrated in Figure 4d, the slippage that a Dodo user experiences when swapping x_1 token₁ with x_2 token₂ can be expressed as:

$$S(x_1) = \begin{cases} \frac{2 \cdot (1 - \mathcal{A}) \cdot x_1}{r'_1 - \mathcal{C}_1 + \mathcal{C}_2 \cdot P - \sqrt{[\mathcal{C}_1 - r'_1 + P \cdot \mathcal{C}_2 \cdot (1 - 2\mathcal{A})]^2 + 4\mathcal{A} \cdot (1 - \mathcal{A}) \cdot (P \cdot \mathcal{C}_2)^2}} - 1 & r'_1 \geq \mathcal{C}_1 \\ \frac{x_1}{(r'_1 - \mathcal{C}_1) \cdot \left[1 + \mathcal{A} \cdot \left(\frac{\mathcal{C}_1}{r'_1} - 1 \right) \right]} - 1, & r'_1 \leq \mathcal{C}_1 \end{cases} \quad (49)$$

Divergence loss Dodo eliminates the kind of divergence loss seen in previously discussed protocols by not forcing liquidity providers to deposit tokens in pre-defined ratios. This is achieved by leveraging price oracles, which allow liquidity providers to deposit an arbitrary combination of base and quote tokens,

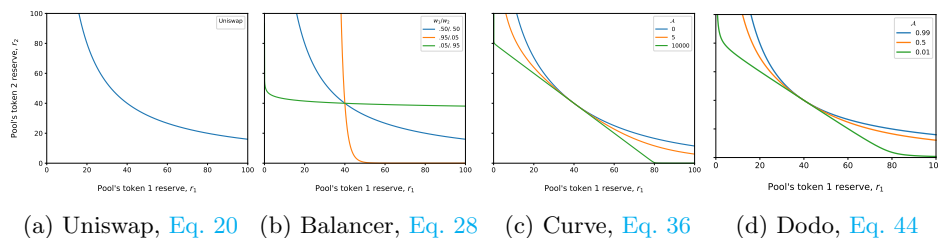


Figure 3: Conservation function of different AMMs

unlocking single-token exposure. The price oracle is used to protect LPs against heavy arbitrage.

4.6 Other protocols

4.6.1 Sushiswap

Sushiswap is a fork of Uniswap, though the two mainly differ in governance token structure and user experience. The conservation function, slippage and divergence loss are identical to the Uniswap protocol.

In August 2020, Sushiswap gained a huge portion of Uniswap’s liquidity by conducting a so-called “vampire attack”, where Sushiswap users were incentivized to provide Uniswap liquidity tokens into the Sushiswap protocol and rewarding them with **SUSHI** tokens [13]. After Uniswap launched **UNI** and its corresponding liquidity mining program, Uniswap is back on track with its growth schedule. Nevertheless, as shown in Table 2, Sushiswap remains a popular choice for users to deposit their funds.

4.6.2 Bancor

While the white paper gives people the impression that Bancor uses a different conservation function, a closer inspection of their transaction history and smart contract leads to the conclusion that Bancor is using the same formula as Balancer.⁵

As the vast majority of bancor pools consist of two assets, one of which is usually BNT, with the reserve weights of 50%–50%, Bancor’s swap mechanism is equivalent to Uniswap.

Bancor’s unique selling points include single-sided asset exposure, as well as impermanent loss insurance [14]. Both result in better protection for the liquidity provider.

⁵This has been confirmed by a developer in the Bancor Discord community

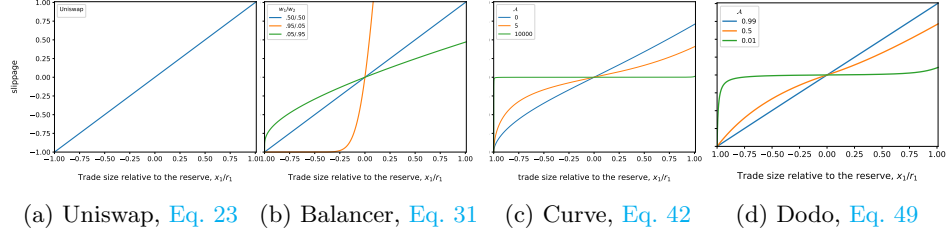


Figure 4: Slippage function of different AMMs

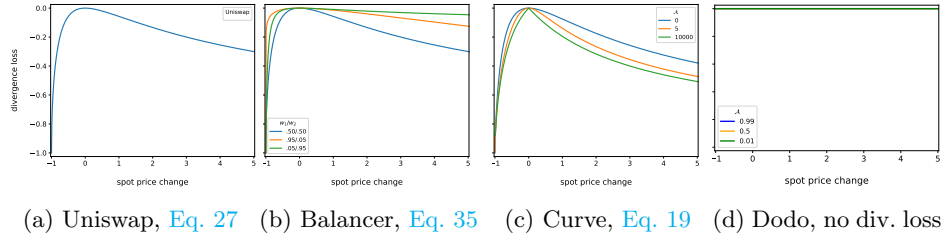


Figure 5: Divergence loss of different AMMs

5 Discussion

AMMs are an incredible innovation sprung up by the trustless, verifiable and censorship-resistant decentralized Turing complete and global execution machine. The concept was born in a decentralized space but does not have to stay there. Gas costs on Ethereum, the blockchain where all this innovation was born, are becoming increasingly prohibitive. It no longer is a matter of comparing which protocol suits the needs the best. It may all come down to who uses less gas. Of course, if the traded size is substantial, then the inherent advantages of DEXs play a much more significant role in deciding where to trade or to supply the liquidity.

If one needs to trade similarly priced assets, then Curve does that the best. If it concerns an ETF-like portfolio, which automatically re-balances, Balancer will help. As mentioned before, Balancer has the same slippage and divergence loss formulas as Uniswap in case of an equal 0.5/0.5 split, while Curve has almost identical formulas in case of $\mathcal{A} \rightarrow 0$, as can be seen in Figure 5. On Balancer, when the user deals with strongly unequally divided pool weights, the trade size has a relatively high impact on the slippage compared to a pool with equal weights, as is shown in Figure 4b. Conversely, divergence loss is less impactful in that situation, since arbitrageurs are eating less profits from the liquidity providers. In Curve, the bigger \mathcal{A} is, the smaller the price slippage should be, but the bigger the divergence loss is in case of spot price changes, as show in Figure 4c and Figure 5c. It must be noted that because of all assets in a Curve pool are backed by the same asset, spot price changes should have a low impact,

since all assets in the pool are facing that same spot price change. This is why Curve has an inherent advantage when trading similar assets. From a theoretical point of view, it seems like Dodo can offer similar functionalities as Curve, as seen in [Figure 3](#) and [Figure 4](#), but without having the disadvantage of divergence loss for liquidity providers. The one-to-one comparison of these protocols may not make complete sense in some cases, such as when one compares Curve and Uniswap, but it sheds light, nevertheless, on how much better it is to trade stablecoins and similarly priced assets on Curve.

6 Related work

The DeFi ecosystem is a relatively new concept, and innovations within the space are being developed at an incredible speed. As an integral part of that ecosystem, Automated Market Makers (AMM) gained significant traction. [\[15\]](#) introduces the DeFi ecosystem as a whole, and delineates it along its principal axes. It discusses the technical and economic security of DeFi Protocols in general and considering there is a small subsection dedicated to AMMs, this paper is an excellent introduction to our research. Our paper builds upon that introduction and discusses the fundamental concepts and components of AMMs, and the formalization of AMM mechanisms with state-space representation.

Mechanisms for constant product market makers and a state-space modeling framework are discussed in [\[16\]](#) and [\[17\]](#) respectively, defining a generalized way to model the behavior that is researched in this paper. While [\[17\]](#) gives a framework to capture the essential taxonomy to talk about blockchain-based economies, different formulas for invariants, fees and important metrics, we applied that framework on three specific protocols.

[\[18\]](#) discusses arbitrage behavior and price stability in constant product and constant mean markets. We recognize that this behavior is present for all AMMs. Security risk in terms of attack vectors in high-frequency trading on DEX are discussed in [\[1\]](#) and [\[19\]](#), while flash loan attack vectors are described in [\[20\]](#) and [\[21\]](#). [\[22\]](#) explores design weaknesses and volatility risks in Defi. Our research summarizes the economics and risks in AMMs discussed in these resources, to provide a general viewpoint to DEX and AMM fundamentals.

Uniswap original content about v1 and v2 can be found in the whitepapers and webpages. Built upon that information, flash swaps applied to Uniswap are discussed in [\[9\]](#). [\[18\]](#) provides a great analysis on Uniswap markets. The Balancer whitepaper introduces technical details on the functionality of the protocol and provides formulas for trading and liquidity provision. It generalizes the constant product invariant to a value function of multiple assets with appropriate weights. [\[2\]](#) extends that information and discusses the liquidity provider returns in this scenario. Finally, [\[10\]](#) introduces the concept of StableSwap, on which Curve Finance is built. The above resources provides a detailed context on the protocols at hand. The research we conducted generalizes the underlying

concepts present in those resources, by defining the actions, states and metrics of an AMM system.

AMMs have been studied in different contexts, including carbon trading with Bancor [23] and general decentralized marketplaces as discussed in [24]. This paper abstracts the generalizable information from those contexts with the goal of providing a comprehensive fundamental overview of AMM mechanics.

7 Conclusion

As the use of Decentralized Exchanges becomes increasingly important in the industry of Decentralized Finance, it is important to understand how different flavors of those protocols may fit in a general AMM framework and how the major players differentiate themselves given that framework.

During this research, we have systematized the knowledge around Automated Market Makers and applied that knowledge to four specific use cases being Uniswap, Balancer, Curve and Dodo. By formalizing few mechanisms and recognizing these mechanisms are generalizable for major AMM protocols, we divided the workings of AMM protocols in a generalized component and a differentiation component. Using the state space representation and generalized AMM formulas, an applicable AMM framework was built.

Future research into AMM mechanisms can build upon this generalized framework and establish unique ways for differentiating AMM innovations. Furthermore, existing protocols can be explored more in-depth using this framework.

References

- [1] Liyi Zhou, Kaihua Qin, Christof Ferreira Torres, Duc V Le, and Arthur Gervais. High-Frequency Trading on Decentralized On-Chain Exchanges. 9 2020.
- [2] Alex Evans. Liquidity Provider Returns in Geometric Mean Markets. 6 2020.
- [3] Fernando Martinelli and Nikolai Mushegian. Balancer: A non-custodial portfolio manager, liquidity provider, and price sensor. 2019.
- [4] Bancor. Bancor V2 Technical Explainer. 2020.
- [5] CryptoLocally. GIV Balancer Listing and Staking Rewards Updates, 2020.
- [6] Luca De Giglio. Geyser: Staking Rewards For Uniswap Liquidity Providers, 2021.

- [7] DODODEX. Core Concepts.
- [8] Henrik Andersson. mStable — Introducing Constant Sum Bonding Curves for Tokenised Assets — by Henrik Andersson, CFA — mStable — Medium, 2020.
- [9] Uniswap. Flash Swaps, 2020.
- [10] Michael Egorov. StableSwap-efficient mechanism for Stablecoin liquidity. 2019.
- [11] Dmitri Senchenko. Impermanent Losses in Uniswap-Like Markets, 2020.
- [12] Ethereum. Types, 2020.
- [13] Sushiswap. The SushiSwap Project, 9 2020.
- [14] Bancor. Announcing Bancor V2, 4 2020.
- [15] Andrei-Dragos Popescu. TRANSITIONS AND CONCEPTS WITHIN DE-CENTRALIZED FINANCE (DEFI) SPACE. Technical report.
- [16] Yi Zhang, Xiaohong Chen, and Daejun Park. Formal Specification of Constant Product ($x \cdot y = k$) Market Maker Model and Implementation. 2018.
- [17] Michael Zargham, Zixuan Zhang, and Victor Preciado. A State-Space Modeling Framework for Engineering Blockchain-Enabled Economic Systems. 7 2018.
- [18] Guillermo Angeris, Hsien-Tang Kao, Rei Chiang, Charlie Noyes, and Tarun Chitra. An analysis of Uniswap markets. 2019.
- [19] Kaihua Qin, Liyi Zhou, Benjamin Livshits, and Arthur Gervais. Attacking the DeFi Ecosystem with Flash Loans for Fun and Profit. Technical report, 2020.
- [20] Daniel Perez, Sam M Werner, Jiahua Xu, and Benjamin Livshits. Liquidations: DeFi on a Knife-edge. 2020.
- [21] Dabao Wang, Siwei Wu, Ziling Lin, Lei Wu, Xingliang Yuan, Yajin Zhou, Haoyu Wang, and Kui Ren. Towards understanding flash loan and its applications in defi ecosystem. 10 2020.
- [22] Lewis Gudgeon, Daniel Perez, Dominik Harz, Benjamin Livshits, and Arthur Gervais. The Decentralized Financial Crisis. Technical report.
- [23] Andreas Richardson and Jiahua Xu. Carbon Trading with Blockchain. In Panos Pardalos, Ilias Kotsireas, Yike Guo, and William Knottenbelt, editors, *Mathematical Research for Blockchain Economy*, chapter 7, pages 105–124. 5 2020.
- [24] Chris Dai. DEX: A DApp for the decentralized marketplace. In *Economics, Law, and Institutions in Asia Pacific*, pages 95–106. Springer, 2020.