

Direct data-driven model-reference control with Lyapunov stability guarantees

Valentina Breschi¹, Claudio De Persis², Simone Formentin¹ and Pietro Tesi³

Abstract—In this work, we introduce a novel data-driven model-reference control design approach for unknown linear systems with fully measurable state. The proposed control action is composed by a static feedback term and a reference tracking block, which are shaped from data to reproduce the desired behavior in closed-loop. By focusing on the case where the reference model and the plant share the same order, we propose an optimal design procedure with Lyapunov stability guarantees, tailored to handle state measurements with additive noise. Two simulation examples are finally illustrated to show the potential of the proposed strategy as compared to the state of the art approaches.

I. INTRODUCTION

In many control applications, it is usually the case that the desired performance is expressed in terms of an *a-priori* specified closed-loop model, to be matched using a controller with a given structure [19].

When a model of the plant to be controlled is available, the above model-matching issue can be formulated as an *interpolation* problem [27]. More often, the mathematical description of the system is not given and thus a model needs to be identified from a set of experimental data [22]. Such a 2-step procedure, namely the sequence of system identification and model-based control design, has been proven to lead to potentially sub-optimal solutions, in that the model that best fits the data is not necessarily also the most suitable for controller tuning [15].

Alternative approaches have thus been proposed to map the data *directly* onto the controller parameters without undertaking a full modeling study, see, *e.g.*, [18], [23], [3], [12]. Such techniques are usually referred to as “direct data-driven” approaches. Albeit appealing and effective (see, *e.g.*, the successful applications in [6], [13]), these approaches suffer from few drawbacks, which prevent them from being real competitors of more traditional model-based strategies. For instance, data-driven methods are mostly conceived to handle SISO (Single Input Single Output) systems, or at most MIMO (Multiple Inputs Multiple Outputs) ones with few input/output channels [14], which make them less suitable when the size of the inputs and outputs is large. Moreover,

stability is guaranteed only asymptotically, *i.e.*, as the number of data goes to infinity, see, *e.g.*, [3], [13], [23].

In this work, we propose a new direct data-driven design strategy for model-reference control, which is endowed with stability guarantees. The key technical step is the data-based representation of linear systems originally proposed in [25] within the behavioral framework, and recently reconsidered using state-space representations in [8]. This data-based representation has emerged as a powerful tool for tackling many important control problems, such as predictive [7], [4], [1], optimal and robust control [8], [5], [24], [26], [2], as well as control of time-varying and nonlinear systems [8], [17], [20]. Inspired by [8], we tackle the model-reference control problem in a state-space setting. For the case of noise-free data, we show that this problem can be equivalently cast as a semi-definite program, and thus solved using efficient optimization solvers. In the spirit of [9], we then address the case of noisy measurements by considering a strategy based on averaging multiple experiments and derive sufficient conditions for closed-loop stability. In the spirit of the recent paper [11], that provides an excellent discussion on the use of regularizations and relaxations in the context of data-driven control, we briefly introduce a strategy to further robustify our approach. This strategy is tested on two different numerical examples through Monte Carlo simulations. Throughout the paper, we will also discuss some variants of the baseline solution which can be adopted to increase the degree of robustness to noise and to find approximate solutions when the choice of the reference model results in an unfeasible problem.

The remainder of the paper is as follows. In Section II, the model-reference control design problem is formally stated. Section III describes the key technical passages allowing us to formulate the entire problem as a data-based optimization task. The main results are presented in Section IV and Section V, and some examples are discussed in Section VI. Section VII ends the paper with concluding remarks.

II. SETTING AND PROBLEM FORMULATION

Let \mathcal{P} be a discrete-time *linear time invariant* (LTI) system, the evolution of which is dictated by the following equations:

$$\mathcal{P}: \begin{cases} x^o(t+1) = Ax^o(t) + Bu(t), \\ x(t) = x^o(t) + v(t), \end{cases} \quad (1a)$$

where $x^o(t) \in \mathbb{R}^n$ is the state, $u(t) \in \mathbb{R}^m$ is an exogenous input signal fed into the system at time $t \in \mathbb{N}$, and w

¹Dipartimento di Elettronica, Informatica e Bioingegneria (DEIB), Politecnico di Milano, Piazza Leonardo da Vinci 32, 20133 Milano, Italy. Corresponding author: valentina.breschi@polimi.it

²ENTEG, Faculty of Science and Engineering, University of Groningen, 9747 AG Groningen, The Netherlands.

³Department of Information Engineering (DINFO), University of Florence, 50139 Florence, Italy.

Preprint submitted to the 60th IEEE Conference on Decision and Control (CDC) 2021.

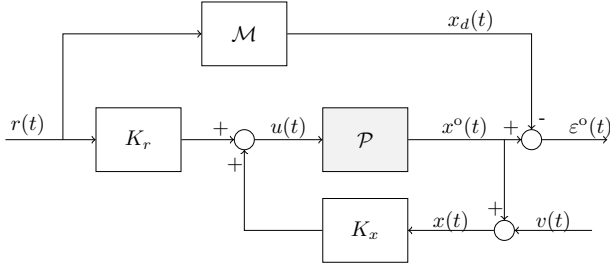


Fig. 1. Matching scheme. The unknown plant \mathcal{P} is highlighted in gray. The mismatch error is denoted with $\varepsilon^o(t)$.

measure the noisy state $x(t) \in \mathbb{R}^n$, where $v(t) \in \mathbb{R}^n$ is represents measurement noise.

We aim at designing a *stabilizing* controller that matches a user-defined reference model \mathcal{M} , dictating the desired closed-loop response to a customizable set point $r(t) \in \mathbb{R}^n$. The reference model is characterized by the equation

$$\mathcal{M}: \quad x_d(t+1) = A_M x_d(t) + B_M r(t) \quad (2)$$

with $x_d(t) \in \mathbb{R}^n$ indicating the desired state at time t . Here, the reference model \mathcal{M} is assumed to be stable and provided at design time, thus its matrices are fixed and known. The matching problem can be formally stated as follows.

Problem 1 (Matching problem): Let \mathcal{P} be an LTI system as in (1) and \mathcal{M} be a stable reference model as in (2). The matching problem amounts to finding two control matrices $K_x, K_r \in \mathbb{R}^{m \times n}$ such that

$$A + BK_x = A_M, \quad (3a)$$

$$BK_r = B_M, \quad (3b)$$

If such matrices exist, we say that the matching problem is *feasible*. \square

This definition comes from the fact that, if the equations in (3) have a solution, then the control law

$$u(t) = K_x x(t) + K_r r(t), \quad (4)$$

ensures that the noiseless behavior of \mathcal{P} matches that of \mathcal{M} . Note that K_x is responsible for closed-loop stability while K_r is a feed-forward term allows one to attain the desired response to $r(t)$. The considered matching scheme is depicted in the block diagram of Figure 1.

In principle, solving Problem 1 requires the knowledge of the plant matrices (A, B) characterizing (1). In this paper, we are interested in solving the matching problem when A and B are *unknown*, and we have access to a finite set of input-state pairs only. The available data are obtained by applying an input signal $\mathcal{U}_{T-1} = \{u(t)\}_{t=0}^{T-1}$ to \mathcal{P} and measuring the response of the system $\mathcal{X}_T = \{x(t)\}_{t=0}^T$, where T denotes the length of the experiment¹. This new matching problem is formalized as follows.

Problem 2 (Data-driven matching problem): Let \mathcal{P} be an LTI system as in (1), and let \mathcal{M} be a stable reference model

¹Open-loop experiments can be carried out on stable systems, while a stabilizing controller is assumed to be available to perform closed-loop experiments when the plant is unstable.

as in (2). The data-driven matching problem amounts to finding two control matrices $K_x, K_r \in \mathbb{R}^{m \times n}$ satisfying the conditions in (3) by using a set of data $(\mathcal{U}_{T-1}, \mathcal{X}_T)$. \square

III. DATA-BASED DESCRIPTION OF THE CLOSED-LOOP

Consider an experiment of length T carried out on \mathcal{P} , define the following data matrices:

$$X_{0,T-1} = \begin{bmatrix} x(0) & x(1) & \cdots & x(T-1) \end{bmatrix}, \quad (5a)$$

$$U_{0,T-1} = \begin{bmatrix} u(0) & u(1) & \cdots & u(T-1) \end{bmatrix}, \quad (5b)$$

$$V_{0,T-1} = \begin{bmatrix} v(0) & v(1) & \cdots & v(T-1) \end{bmatrix}, \quad (5c)$$

$$X_{1,T} = \begin{bmatrix} x(1) & x(2) & \cdots & x(T) \end{bmatrix}, \quad (5d)$$

$$V_{1,T} = \begin{bmatrix} v(1) & v(2) & \cdots & v(T) \end{bmatrix}, \quad (5e)$$

and let $X_{0,T-1}^o$ and $X_{1,T}^o$ be the noiseless counterparts of the matrices in (5a) and (5d), i.e.,

$$X_{0,T-1}^o = \begin{bmatrix} x^o(0) & x^o(1) & \cdots & x^o(T-1) \end{bmatrix}, \quad (6a)$$

$$X_{1,T}^o = \begin{bmatrix} x^o(1) & x^o(2) & \cdots & x^o(T) \end{bmatrix}. \quad (6b)$$

Consider now the following assumption, which is related to the richness of the data.

Assumption 1: The following condition holds:

$$\text{rank} \left(\begin{bmatrix} U_{0,T-1} \\ X_{0,T-1} \end{bmatrix} \right) = n + m. \quad (7)$$

\square

As shown next, condition (7) makes it possible to express the behavior of \mathcal{P} in feedback with (4) purely in terms of the data matrices in (5) for *any* control gains K_x and K_r . For controllable systems and noiseless data this condition can be enforced at the design stage by choosing \mathcal{U}_{T-1} as a *persistently exciting* signal [25]. It is also simple to see that Assumption 1 can be verified from data and that it holds even with noisy ones, whenever the noise is sufficiently small in magnitude.

Proposition 1 (Data-driven closed-loop representation): Let Assumption (1) be satisfied. For any matrices K_x, K_r , the closed-loop dynamics resulting from the control law (4) can be equivalently expressed in terms of data as

$$x^o(t+1) = A_{cl} x^o(t) + B_{cl} r(t) + D_{cl} v(t) \quad (8)$$

with $A_{cl} = (X_{1,T} + W_{0,T})G^x$, $B_{cl} = (X_{1,T} + W_{0,T})G^r$ and $D_{cl} = (X_{1,T} + W_{0,T})G^v$ where the matrices G^x, G^v and G^r satisfy the equalities

$$\begin{bmatrix} K_x \\ I_n \end{bmatrix} = \begin{bmatrix} U_{0,T-1} \\ X_{0,T-1} \end{bmatrix} G^x, \quad (9)$$

$$\begin{bmatrix} K_r \\ \mathbf{0}_n \end{bmatrix} = \begin{bmatrix} U_{0,T-1} \\ X_{0,T-1} \end{bmatrix} G^r, \quad (10)$$

$$\begin{bmatrix} K_x \\ \mathbf{0}_n \end{bmatrix} = \begin{bmatrix} U_{0,T-1} \\ X_{0,T-1} \end{bmatrix} G^v, \quad (11)$$

and where $W_{0,T} = AV_{0,T-1} - V_{1,T}$. \square

Proof: By combining the dynamics in (1) with (4), the closed-loop dynamics is given by

$$x^o(t+1) = (A + BK_x)x^o(t) + BK_r r(t) + BK_x v(t), \quad (12)$$

which can be equivalently written as:

$$x(t+1) = [B \ A] \left\{ \begin{bmatrix} K_x \\ I_n \end{bmatrix} x(t) + \begin{bmatrix} K_r \\ \mathbf{0}_n \end{bmatrix} r(t) + \begin{bmatrix} K_x \\ \mathbf{0}_n \end{bmatrix} v(t) \right\}. \quad (13)$$

Since the rank condition in (7) holds, by the Rouché-Capelli theorem there exist three matrices $G^x, G^r, G^v \in \mathbb{R}^{T \times n}$ such that (9)-(11) are satisfied. Therefore, the following equalities hold:

$$\begin{aligned} [B \ A] \begin{bmatrix} K_x \\ I_n \end{bmatrix} &= [B \ A] \frac{[U_{0,T-1}]}{[X_{0,T-1}^o]} G^x \\ &= [B \ A] \frac{U_{0,T-1}}{X_{0,T-1}^o + V_{0,T-1}} G^x \\ &= [B \ A] \frac{[U_{0,T-1}]}{[X_{0,T-1}^o]} G^x + AV_{0,T-1} G^x, \end{aligned} \quad (14a)$$

$$[B \ A] \begin{bmatrix} K_r \\ \mathbf{0}_n \end{bmatrix} = [B \ A] \frac{[U_{0,T-1}]}{[X_{0,T-1}^o]} G^r + AV_{0,T-1} G^r, \quad (14b)$$

$$[B \ A] \begin{bmatrix} K_x \\ \mathbf{0}_n \end{bmatrix} = [B \ A] \frac{[U_{0,T-1}]}{[X_{0,T-1}^o]} G^v + AV_{0,T-1} G^v, \quad (14c)$$

Because of the dynamics in (1), it straightforwardly follows that

$$[B \ A] \frac{[U_{0,T-1}]}{[X_{0,T-1}^o]} = X_{1,T}^o,$$

which, in turn, implies that (14) is equivalent to:

$$[B \ A] \begin{bmatrix} K_x \\ I_n \end{bmatrix} = X_{1,T}^o G^x + AV_{0,T-1} G^x, \quad (15a)$$

$$[B \ A] \begin{bmatrix} K_r \\ \mathbf{0}_n \end{bmatrix} = X_{1,T}^o G^r + AV_{0,T-1} G^r, \quad (15b)$$

$$[B \ A] \begin{bmatrix} K_x \\ \mathbf{0}_n \end{bmatrix} = X_{1,T}^o G^v + AV_{0,T-1} G^v. \quad (15c)$$

Finally, since $X_{1,T} = X_{1,T}^o + V_{1,T}$ we obtain

$$[B \ A] \begin{bmatrix} K_x \\ I_n \end{bmatrix} = (X_{1,T} + W_{0,T}) G^x, \quad (16a)$$

$$[B \ A] \begin{bmatrix} K_r \\ \mathbf{0}_n \end{bmatrix} = (X_{1,T} + W_{0,T}) G^r, \quad (16b)$$

$$[B \ A] \begin{bmatrix} K_x \\ \mathbf{0}_n \end{bmatrix} = (X_{1,T} + W_{0,T}) G^v, \quad (16c)$$

which easily leads to the data-based representation in (8). ■

Remark 1 (Relaxing Assumption 1): Having $X_{0,T-1}$ full row rank is necessary, as condition (9) cannot have solutions otherwise. In contrast, (9)-(11) might have a solution even when $U_{0,T-1}$ is not full row rank. In this case, the solutions of (9)-(11) are restricted to the matrices K_x, K_r that lie in the column space of $U_{0,T-1}$. In this sense, Assumption 1 ensures that the data-based representation of Proposition 1 is valid for *any* control matrices K_x, K_r . ■

By Proposition 1, the design problem can thus be cast in a data-driven fashion as

$$(X_{1,T} + W_{0,T}) G^x = A_M, \quad (17a)$$

$$(X_{1,T} + W_{0,T}) G^r = B_M, \quad (17b)$$

which have to be paired with the two consistency conditions

$$X_{0,T-1} G^x = I_n, \quad (17c)$$

$$X_{0,T-1} G^r = \mathbf{0}_n, \quad (17d)$$

needed for the constraints (17a) and (17b) to be equivalent to the model-based ones in (3). If the matching problem is feasible, K_x and K_r can be retrieved a posteriori using the relations $K_x = U_{0,T-1} G^x$ and $K_r = U_{0,T-1} G^r$, while G^v is not explicitly needed for computing K_x and K_r . We summarize this fact in the following result.

Theorem 1: Consider system (1) along with a reference model as in (2). Suppose that Assumption 1 holds. Then, the matching problem is feasible, namely there exist two control matrices K_x and K_r satisfying (3), if and only if there exist matrices G^x and G^r such that (17) holds. In such a case, K_x and K_r are given by $K_x = U_{0,T-1} G^x$ and $K_r = U_{0,T-1} G^r$, respectively. ■

IV. DATA-DRIVEN MODEL MATCHING

Theorem 1 provides an equivalent data-based formulation of the model-based matching problem without any explicit identification step. When the data are noiseless, the conditions in (17) reduce to

$$X_{1,T} G^x = A_M, \quad (18a)$$

$$X_{1,T} G^r = B_M, \quad (18b)$$

$$X_{0,T-1} G^x = I_n, \quad (18c)$$

$$X_{0,T-1} G^r = \mathbf{0}_n, \quad (18d)$$

Therefore, in this case, Theorem 1 gives a complete and easy-to-implement data-based solution for the matching problem. We summarize this result next, showing that Problems 1 and 2 are indeed equivalent with noiseless data satisfying Assumption 1.

Theorem 2: Consider system (1) along with a reference model as in (2). Let Assumption 1 hold for a set of noise-free data. Then, the matching problem is feasible if and only if (18) is satisfied. In this case, any solution (G^x, G^r) is such that the control matrices $K_x = U_{0,T-1} G^x$ and $K_r = U_{0,T-1} G^r$ solve the matching problem. ■

Remark 2: In the noiseless case, any solution of the system of equations (18) ensures the stability of the closed-loop system. Indeed, matrix A_M is stable by hypothesis and $X_{1,T} G^x = A + BK_x$. ■

A. Handling model mismatch

Theorem 2 rests on the assumption that the matching problem is feasible. In case one has selected a reference model \mathcal{M} for which perfect matching is not possible, (18) will have no solutions. One way to remedy this situation is to modify (18) so as to search for a stabilizing controller that best matches \mathcal{M} in some suitable sense, as specified below.

An intuitive way for relaxing the matching constraints is to lift them to an objective function, recasting the matching problem as

$$\begin{aligned} &\underset{G^x, G^r}{\text{minimize}} \quad \|X_{1,T} G^x - A_M\| + \lambda \|X_{1,T} G^r - B_M\| \\ &\text{subject to} \quad (18c), (18d) \end{aligned} \quad (19)$$

where $\lambda > 0$ weights the relative importance between the two matching objectives and $\|\cdot\|$ is any norm.

With this formulation, we have guarantees that the solution returns a stabilizing controller K_x only if the matching problem is feasible. Nonetheless, it is not difficult to incorporate a stability constraint in this new formulation. As a first step, note that the condition (18) can be equivalently written as

$$X_{1,T}Q^x = A_MP, \quad (20a)$$

$$X_{1,T}Q^r = B_MP, \quad (20b)$$

$$X_{0,T-1}Q^x = P, \quad (20c)$$

$$X_{0,T-1}Q^r = \mathbf{0}_n, \quad (20d)$$

having defined $Q^x = G^xP$ and $Q^r = G^rP$, where $P \succ 0$ but otherwise arbitrary. As a second step, recall that in the noiseless case $X_1G^x = A + BK_x$, which can be rewritten as $X_1Q^xP^{-1} = A + BK_x$. Hence, the closed-loop system with feedback controller K_x is stable if and only if there exists a matrix $P \succ 0$ that satisfies the Lyapunov inequality $X_{1,T}Q^xP^{-1}(X_{1,T}Q^x)' - P \prec 0$ which, in turn, can be rewritten as

$$\begin{bmatrix} P & X_{1,T}Q^x \\ (X_{1,T}Q^x)' & P \end{bmatrix} \succ \mathbf{0}_{2n}, \quad (21)$$

by using Schur complement. This immediately leads to the following formulation:

$$\begin{aligned} & \underset{Q^x, Q^r, P}{\text{minimize}} \quad \|X_{1,T}Q^x - A_MP\| + \lambda \|X_{1,T}Q^r - B_MP\| \\ & \text{subject to} \quad (20c), (20d), (21) \end{aligned} \quad (22)$$

where $\lambda > 0$. Note that (21) ensures $P \succ 0$. Compared with (19), this new formulation is such that any solution returns a stabilizing controller. We remark that the reason to work with Q^x, Q^r instead of G^x, G^r is to retrieve a formulation that can be efficiently solved numerically. Indeed, by using Q^x, Q^r , the matching problem in (22) corresponds to a *semi-definite program*, that can be efficiently handled by many existing solvers. The specific properties of this formulation are summarized in the next theorem.

Theorem 3: Consider system (1) along with a reference model as in (2). Let the data be gathered over a noise-free experiment and let Assumption 1 hold. Then:

- (i) If there exists a stabilizing controller for (1), the program (22) is feasible and any solution (Q^x, Q^r, P) is such that $K_x = U_{0,T-1}Q^xP^{-1}$ ensures closed-loop stability.
- (ii) If the matching problem is feasible, the program (22) is also feasible and any solution (Q^x, Q^r, P) is such that $K_x = U_{0,T-1}Q^xP^{-1}$ and $K_r = U_{0,T-1}Q^rP^{-1}$ solve the matching problem.

Proof: (i) Let \underline{K}_x be any stabilizing controller and let \underline{K}_r be an arbitrary matrix of dimension $m \times n$. By Assumption 1, there exists a matrix G^x such that $X_{0,T-1}G^x = I_n$ and $U_{0,T-1}G^x = \underline{K}_x$. This implies $A + B\underline{K}_x = X_{1,T}G^x$. Since \underline{K}_x is stabilizing, there exists a matrix $P \succ 0$ such that $X_{1,T}G^xP(X_{1,T}G^x)' - P \prec 0$. Further, there exists a matrix G^r such that $X_{0,T-1}G^r = \mathbf{0}_n$ and $U_{0,T-1}G^r = \underline{K}_r$. Hence, $Q^x = G^xP$ and $Q^r = G^rP$ ensure the fulfillment

of (20c), (20d) and (21), meaning that (22) is feasible. Let now $Q^x, Q^r, P \succ 0$ be any solution to (22). In view of the constraint (20c) and because $K_x = U_{0,T-1}Q^xP^{-1}$, we have $X_{1,T}Q^xP^{-1} = (AX_{0,T-1} + BU_{0,T-1})Q^xP^{-1} = A + BK_x$ and, thus, (21) ensures that K_x is stabilizing. (ii) The proof of the second part of the theorem follows directly from the previous point and the fact that, in this case, the minimum of the objective function is zero. ■

Remark 3 (Accounting for DC gains): The cost in (22) can be modified to account for other properties. As an example, we can add a term in the cost function penalizing $\|P - \bar{X}_{1,T}Q^x - \bar{X}_{1,T}Q^r\|$ to steer the closed-loop DC gain to be unitary, if \mathcal{M} has been chosen so as to have perfect tracking of step-like references. ■

V. NOISE-AWARE DATA-BASED MATCHING STRATEGY

With data corrupted by noise, the analysis gets sensibly more complex. Indeed, in this scenario, the solution to (22) might not exist or it may lead to a controller K_x that is not stabilizing. In this section, we provide a first strategy to handle noisy data

Suppose that the noise samples have zero-mean and are *independent and identically distributed* (i.i.d.). By the *Strong Law of Large Numbers* [21],

$$\lim_{N \rightarrow \infty} \frac{v(0) + v(1) + \dots + v(N)}{N} = 0. \quad (23)$$

with probability 1. This simple, yet fundamental, property suggests that if we perform multiple experiments on the system and we then average the collected data, the effect of noise will become decreasingly marked as the number of experiment increases. In this light, suppose that we make N experiments on system (1), each of length T . Let $(U_{0,T-1}^{(i)}, X_{0,T-1}^{(i)}, X_{1,T}^{(i)})$, $i = 1, \dots, N$, be the data matrices resulting from the i -th experiment and $(V_{0,T-1}^{(i)}, V_{1,T}^{(i)})$ be the corresponding noise matrices. Denote with

$$\bar{S} := \frac{1}{N} \sum_{i=1}^N S^{(i)} \quad (24)$$

the average of N matrices $S^{(i)}$. From a practical viewpoint and in light of the considerations made for the noiseless case, we can then cast the following optimization problem:

$$\underset{Q^x, Q^r, P}{\text{minimize}} \quad \|\bar{X}_{1,T}Q^x - A_MP\| + \lambda \|\bar{X}_{1,T}Q^r - B_MP\| \quad (25a)$$

$$\text{subject to} \quad \bar{X}_{0,T-1}Q^x = P, \quad (25b)$$

$$\bar{X}_{0,T-1}Q^r = \mathbf{0}_n, \quad (25c)$$

$$\begin{bmatrix} P & \bar{X}_{1,T}Q^x \\ (\bar{X}_{1,T}Q^x)' & P \end{bmatrix} \succ \mathbf{0}_{2n}, \quad (25d)$$

where $\lambda > 0$, and the two terms of the cost function are obtained by lifting the averaged matching conditions $\bar{X}_{1,T}Q^x = A_MP$ and $\bar{X}_{1,T}Q^r = B_MP$. If a solution to (25) is found, the control matrices are given by $K_x = \bar{U}_{0,T-1}Q^xP^{-1}$ and $K_r = \bar{U}_{0,T-1}Q^rP^{-1}$. We can term (25) a *certainty-equivalence* solution since the design is carried out as if the noise were zero, because of the use of averages.

Note that, from (25) we exactly recover Theorem 3 as $N \rightarrow \infty$, since $\bar{W}_{0,T} = 0$.

Remark 4 (Features of the measurement noise): The assumption on the noise is not restrictive. Indeed, by properly detrending the measured states, one can satisfy the zero-mean hypothesis in practice. This preprocessing phase is shared by most identification techniques and state-of-the-art data-driven control approaches [22]. ■

Hereafter, we provide a stability result and some consideration related to the properties of (25). To this end, let us consider the following assumption.

Assumption 2: The data satisfy the following

$$\begin{bmatrix} \mathbf{0}_{m,T} \\ \bar{V}_{0,T-1} \end{bmatrix} \begin{bmatrix} \mathbf{0}_{n,T} \\ \bar{V}_{0,T-1} \end{bmatrix}^\top \preceq \gamma_1 \begin{bmatrix} \bar{U}_{0,T-1} \\ \bar{X}_{0,T-1} \end{bmatrix} \begin{bmatrix} \bar{U}_{0,T-1} \\ \bar{X}_{0,T-1} \end{bmatrix}^\top \quad (26a)$$

$$\bar{V}_{1,T} \bar{V}_{1,T}^\top \preceq \gamma_2 \bar{X}_{1,T} \bar{X}_{1,T}^\top \quad (26b)$$

for some $\gamma_1 \in (0, 0.5)$ and $\gamma_2 > 0$. □

Since Assumption 2 requires the energy of the noise to be sufficiently small with respect to the one related to the data, it can be seen as a *signal-to-noise ratio* condition. Under this hypothesis, we can provide sufficient conditions for closed-loop stability under noisy data as follows.

Theorem 4: Consider system (1) and a reference model as in (2). Suppose that Assumption 2 holds and that (25) is feasible. Let (Q^x, Q^r, P) be any solution and let α and β be positive constants such that

$$\Xi + \alpha \bar{X}_{1,T} (\bar{X}_{1,T})' \preceq 0, \quad M \preceq \beta I, \quad (27)$$

where

$$\Xi = \bar{X}_{1,T} M \bar{X}_{1,T}' - P, \quad M = Q^x P^{-1} (Q^x)'. \quad (28)$$

If

$$\frac{6\gamma_1 + 3\gamma_2}{1 - 2\gamma_1} < \frac{\alpha^2}{2\beta(2\beta + \alpha)}, \quad (29)$$

then $K_x = \bar{U}_{0,T-1} Q^x P^{-1}$ ensures closed-loop stability.

Proof: The proof follows the same steps as the one of [8, Theorem 5] and [8, Corollary 1], so we will omit most of the details. First of all, note that $\alpha, \beta > 0$ exist since $\Psi \prec 0$ and $P \succ 0$ by hypothesis. Further, under Assumption 2,

$$\bar{W}_{0,T} \bar{W}_{0,T}' \preceq \gamma \bar{X}_{1,T} \bar{X}_{1,T}', \quad (30)$$

with γ equal to the left-hand side of (29) [8, Corollary 1]. Accordingly, we just need to prove that the matrix inequality in (30) with $\gamma < \alpha^2/(2\beta(2\beta + \alpha))$ ensures closed-loop stability. To this end, note that (25) result in the closed-loop transition matrix $A + BK_x = (\bar{X}_{1,T} + \bar{W}_{0,T}) Q^x P^{-1}$. Hence, K_x ensures stability if and only if

$$(\bar{X}_{1,T} + \bar{W}_{0,T}) M (\bar{X}_{1,T} + \bar{W}_{0,T})' - P \prec 0_n. \quad (31)$$

This condition can be written as $\Xi + \Xi_1 + \Xi_1' + \Xi_2 \prec 0_n$, with $\Xi_1 = \bar{X}_{1,T} M \bar{W}_{0,T}'$ and $\Xi_2 = \bar{W}_{0,T} M \bar{W}_{0,T}'$. By applying Young's matrix inequality, a sufficient stability condition is thus given by $\Xi + \epsilon \bar{X}_{1,T} M \bar{X}_{1,T}' + (1 + \epsilon^{-1}) \Xi_2 \prec 0_n$ with $\epsilon > 0$ arbitrary. Because of the assumptions on α and β , this latter condition holds if

$$(\epsilon\beta - \alpha) \bar{X}_{1,T} \bar{X}_{1,T}' + \beta(1 + \epsilon^{-1}) \bar{W}_{0,T} \bar{W}_{0,T}' \prec 0_n. \quad (32)$$

By choosing $\epsilon = \alpha/(2\beta)$, we thus conclude that a sufficient condition for stability is given by

$$\bar{W}_{0,T} \bar{W}_{0,T}' \prec \frac{\alpha^2}{2\beta(2\beta + \alpha)} \bar{X}_{1,T} \bar{X}_{1,T}', \quad (33)$$

which is satisfied because of (30) and (29). ■

Theorem 4 makes no explicit use of the averaging strategy. Besides recovering Theorem 3 as $N \rightarrow \infty$, this strategy plays a key role also for finite N , as remarked next.

1) Hypothesis fulfillment: A first important motivation for considering the averaging strategy is related to some *finite* sample properties of Gaussian noise. Consider $v \sim \mathcal{N}(0, \sigma^2 I_n)$. As shown in [9, Lemma 9], for any $\mu > 0$ it holds that²

$$\|\bar{V}_{0,T-1}\| \leq \sigma \sqrt{\frac{T}{N}} \left(1 + \mu + \sqrt{\frac{n}{T}} \right) \quad (34)$$

with probability at least $1 - e^{-T\mu^2/2}$. This inequality suggests that Assumption 2 is eventually satisfied if the experiments ensure that $\bar{U}_{0,T-1}$, $\bar{X}_{0,T-1}$ and $\bar{X}_{1,T}$ do not vanish as N increases. This is the case of *repeated* experiments, namely those ones that are carried out with the same input sequence \mathcal{U}_{T-1} and from the same initial state $x(0)$. In this scenario, it is simple to see that for any probability level there exists a finite N such that Assumption 2 is satisfied as long as \mathcal{U}_{T-1} is persistently exciting.

2) Hypothesis verification: For Gaussian noise, (34) also makes it possible to check Assumption 2 from data using a non-conservative estimate of the noise bound. Clearly, to have high confidence bounds we need $T\mu^2$ large. Averaging permits to take μ^2 large and compensate its effect on the estimate with N .

3) Computational complexity: Averaging allows us to exploit the benefits of large datasets, also required by systems identification and state-of-the-art data-driven control methods to cope with noisy data. Instead of running longer experiments, our strategy works by using several tests. This enables us to keep the number of constraints equal to the one in (22), not increasing complexity of the data-driven problem.

Remark 5 (Increasing robustness): From Theorem 4 one sees that closed-loop stability becomes easier to satisfy as β gets smaller. This suggests to turn (25) into an optimization problem where also M is taken into account. Similarly to [9], this additional insight can be exploited by regularizing the objective in (25) as follows

$$\begin{aligned} & \underset{Q^x, Q^r, P}{\text{minimize}} \quad \|\bar{\Psi}_1\| + \lambda \|\bar{\Psi}_2\| + \lambda_1 \|M\| \\ & \text{subject to} \quad (25b), (25c), (25d) \end{aligned} \quad (35)$$

with $\bar{\Psi}_1 = \bar{X}_{1,T} Q^x - A_M P$, $\bar{\Psi}_2 = \bar{X}_{1,T} Q^r - B_M P$ and $\lambda, \lambda_1 > 0$, which is again a semi-definite program. ■

VI. NUMERICAL EXAMPLES

We now assess the performance achieved when tackling Problem 2 through the certainty-equivalence solution in (25). We consider two third-order systems with three inputs, one

²An analogous bound holds for $\bar{V}_{1,T}$.

open-loop stable and the other unstable. Our goal is to decouple the dynamics of each state and enforce closed-loop stability. The examples have been designed so that the matching conditions in (3) are fulfilled by a unique pair of optimal gains K_x^* and K_r^* . This enables us to quantitatively evaluate the quality of the estimated controllers through

$$\|K_x - K_x^*\|_2, \quad \|K_r - K_r^*\|_2, \quad (36)$$

that have to be small for closed-loop matching to be attained. Since perfect matching can in principle be achieved, in (25) we minimize L_1 -norms, with $\lambda = 1$, so as to make the difference matrices in the cost as sparse as possible. The use of L_2 -norms led to a slight deterioration of the overall performance, that will be further investigated in the future.

Within each scenario, the performance is assessed by carrying out 100 Monte Carlo simulations for increasing levels of noise, which is quantified via the *Signal-to-Noise Ratio* (SNR) over the three output channels, *i.e.*,

$$\text{SNR}_j = 10 \log \left(\frac{\sum_{t=0}^T (x_j^o(t))^2}{\sum_{t=0}^T (v_j^{(i)}(t))^2} \right), \text{ [dB]} \quad (37)$$

with $j = 1, 2, 3$ and $i = 1, \dots, N$. Independently of the framework, the sequence $\{v(t)\}_{t=0}^T$ is zero-mean and Gaussian distributed, *i.e.*, $v \sim \mathcal{N}(0, \sigma^2 I)$, with increasing variance so as to span the interval $\text{SNR} \in [3, 100]$ dB. By considering initial datasets of length $T = 30$ samples, for each Monte Carlo run we evaluate the matching performance for an growing number N of experiments, starting from $N = 1$ up to $N = 1000$. These conditions correspond to datasets comprising a minimum of 30 state samples, up to $30 \cdot 10^3$ state points. The design problem was solved with the CVX package [16], by imposing

$$\begin{bmatrix} P & \bar{X}_{1,T} Q^x \\ (\bar{X}_{1,T} Q^x)' & P \end{bmatrix} \succeq 10^{-10} \cdot I_{2n},$$

and all the computations were carried out with an *i7* 2.8 GHz Intel core processor running MATLAB 2020a.

A. Model-reference control of a stable system

We initially consider a randomly generated open-loop stable system of the form in (1), characterized by the matrices

$$A = \begin{bmatrix} 0.1344 & 0.2155 & -0.1084 \\ 0.4585 & 0.0797 & 0.0857 \\ -0.5647 & -0.3269 & 0.8946 \end{bmatrix}, \quad (38)$$

$$B = \begin{bmatrix} 0.9298 & 0.9143 & -0.7162 \\ -0.6848 & -0.0292 & -0.1565 \\ 0.9412 & 0.6006 & 0.8315 \end{bmatrix},$$

with A having three distinct real eigenvalues $\{0.9536, -0.2118, 0.3670\}$. Our aim is to design a static law as in (4) such that the behavior of the reference model in (2) with $A_M = 0.2 \cdot I_3$ and $B_M = 0.8 \cdot I_3$ is matched. This choice allows us to speed up the dynamics of the open-loop system and to attain zero steady-state error when tracking

TABLE I
UNSTABLE CLOSED-LOOP vs AVERAGE SNR AND N .

	# unstable instances	
	$N = 1$	4
avg(SNR) $\in [14.12, 17.68]$ dB	$N = 2$	2
	$N = 100$	0
	$N = 1$	61
avg(SNR) $\in [6.08, 9.33]$ dB	$N = 2$	42
	$N = 100$	0

step like references. Perfect matching is achieved with

$$K_x^* = \begin{bmatrix} 0.6308 & -0.2920 & 0.3080 \\ -0.3814 & 0.4011 & -0.7166 \\ 0.2405 & 0.4340 & -0.6664 \end{bmatrix}, \quad (39)$$

$$K_r^* = \begin{bmatrix} 0.0768 & -1.3126 & -0.1809 \\ 0.4654 & 1.5957 & 0.7012 \\ -0.4231 & 0.3332 & 0.6604 \end{bmatrix}.$$

To retrieve them from data, the system is fed with a random input sequence uniformly distributed within $[-2, 2]$, which guarantees that the plant is persistently excited.

The obtained quality indexes (see (36)) are shown in Figure 2. As expected, the lower the noise corrupting the state measurements is, the better the quality of the retrieved gains results. Moreover, an increasing number N of experiments leads to a considerable reduction in the error between the optimal and data-driven gains, as we get closer to the limit condition. Indeed, the plant is never destabilized by the controller when $N \geq 100$, even for an average SNR ≈ 4 dB, while the attained closed-loop is always stable for $N \geq 2$ whenever the average SNR over the states is above 11 dB.

We then assess the actual matching performance, by comparing the desired and achieved closed-loop output for a piecewise constant reference. This comparison is shown in Figure 3, where we focus on the set of controllers retrieved when the data are characterized by an average SNR $\in [11.18, 14.27]$ dB. Clearly, the desired and closed-loop behavior closely match on average and the variance over the Monte Carlo runs is almost negligible on transients. A slight mismatch occurs at steady-state, when we do not exactly attain a unitary closed-loop DC gain.

B. Model-reference control of a unstable system

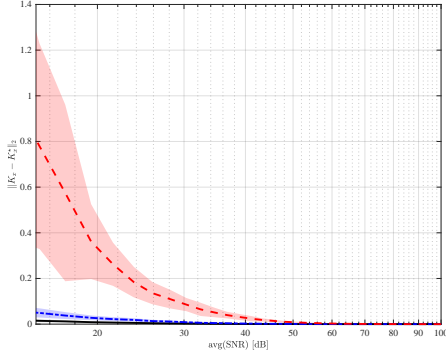
Let us now consider the benchmark unstable system introduced in [10], with

$$A = \begin{bmatrix} 1.01 & 0.01 & 0 \\ 0.01 & 1.01 & 0.01 \\ 0 & 0.01 & 1.01 \end{bmatrix}, \quad B = I_n. \quad (40)$$

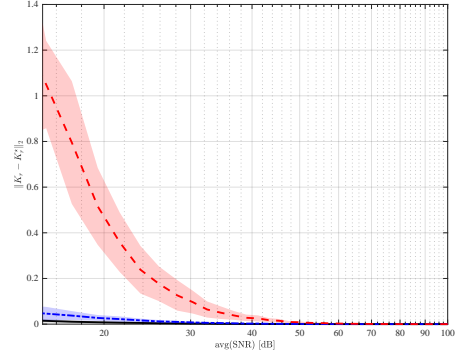
In this case, the matrices of the reference model in (2) are chosen as $A_M = 0.9 \cdot I_3$ and $B_M = 0.1 \cdot I_3$, so as to dictate a stable behavior and guarantee that step-references are perfectly tracked. This reference model is matched with the gains

$$K_x^* = \begin{bmatrix} -0.11 & -0.01 & 0 \\ -0.01 & -0.11 & -0.01 \\ 0 & -0.01 & -0.11 \end{bmatrix}, \quad K_r^* = 0.1 \cdot I_3. \quad (41)$$

Due to the open-loop instability of the plant, experiments are carried out in closed-loop by stabilizing the system with a

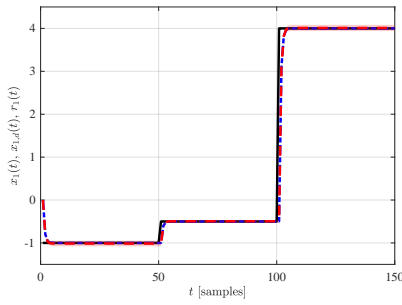


(a) $\|K_x - K_x^*\|_2$ vs average SNR over states

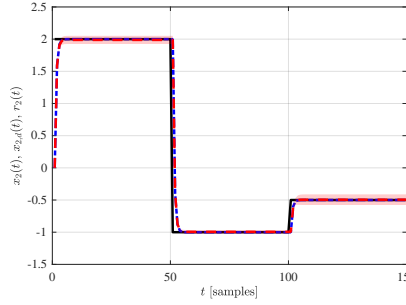


(b) $\|K_r - K_r^*\|_2$ vs average SNR over states

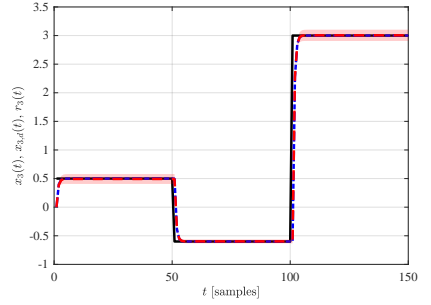
Fig. 2. Stable system: Average (solid lines) and standard deviation (colored areas) of the quality indexes in (36) over the Monte Carlo runs resulting in a stable closed-loop. The results in red are referred to $N = 1$, the blue ones are related to $N = 100$, while the black results are associated with $N = 1000$.



(a) First state component

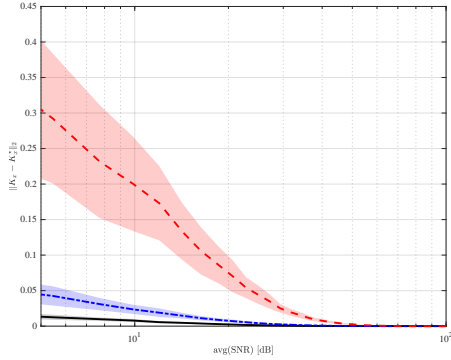


(b) Second state component

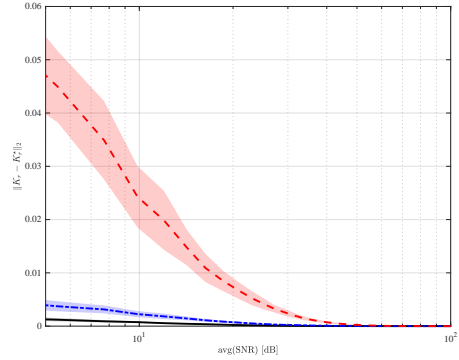


(c) Third state component

Fig. 3. Stable system: reference (solid black), desired response (dotted dashed blue) vs average (dashed red) closed-loop output for $N = 100$. The red area indicates the standard deviation with respect to the average response, which is almost negligible when looking at the first state component.



(a) $\|K_x - K_x^*\|_2$ vs average SNR over states



(b) $\|K_r - K_r^*\|_2$ vs average SNR over states

Fig. 4. Unstable system: Average (solid lines) and standard deviation (colored areas) of the quality indexes in (36) over the Monte Carlo runs resulting in a stable closed-loop. The results in red are referred to $N = 1$, the blue ones are related to $N = 100$, while the black results are associated with $N = 1000$.

static controller of the same form as (4), with $K_x = -I_n$ and $K_r = I_n$. The reference to be tracked throughout the experiments is selected as a sequence of uniformly distributed samples within $[-5, 10]$ generated at random. This choice guarantees that the input fed to the system is persistently exciting of order 4.

Figure 4 reports the quality indexes in (36) for an increasing level of noise and different dimensions of the dataset. As for the stable plant, larger sets of data lead to a better reconstruction of the matching gains, as the average

formulation in (25) increasingly resemble the noiseless ones. This result is aligned with the reduction in the number of unstable instances obtained when more experiments are performed, as shown in Table I. Indeed, their number is consistently reduced as long as N increases, becoming zero when the data gathered over 100 experiments are used. The retrieved controllers are always stabilizing for datasets yielding average SNRs above 19 dB, independently of N .

Let us now focus on the performance achieved when the training data are characterized by an average SNR

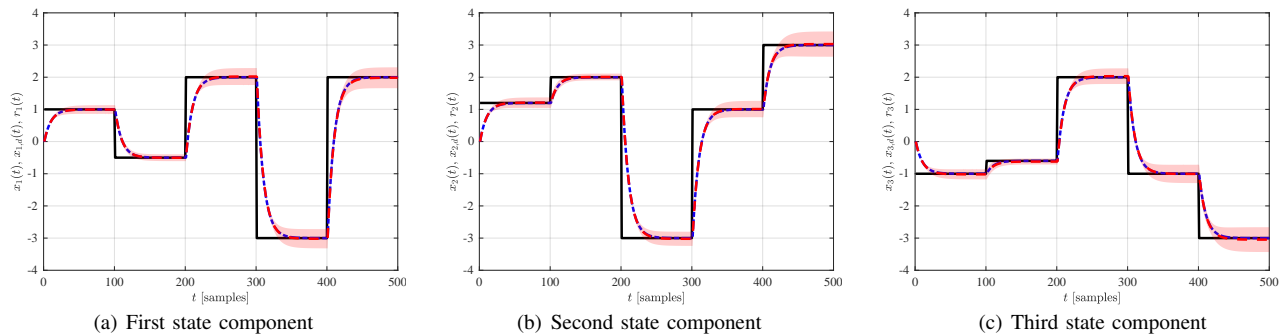


Fig. 5. Unstable system: reference (solid black), desired response (dotted dashed blue) vs average (dashed red) closed-loop output for $N = 100$. The red area indicates the standard deviation with respect to the average response.

$\in [10.33, 13.53]$ dB. As shown in Figure 5, the desired behavior and the attained one match exactly on average, when a piecewise constant reference is considered. While the transient behavior is generally not affected by differences in the realization of the dataset, there is a variation in the steady state values of the closed-loop output over the 100 gains retrieved. This behavior can be associated with slight differences between the optimal and actual gains, that eventually lead to a steady-state offset. This problem can be handled by exploiting an integrator, which we aim at introducing in future works.

VII. CONCLUSIONS

In this work, a direct data-driven design strategy for model-reference linear controllers guaranteeing Lyapunov stability has been introduced and discussed. Unlike existing data-based approaches, the one proposed here allows us to obtain non-asymptotic stability guarantees also in case of unfeasible perfect matching and noisy measurements. Numerical studies have confirmed the effectiveness of the proposed strategy.

Future work will also be devoted to the analysis of scenarios where the order of the reference model does not coincide with that of the plant and to further experimental validation, especially considering high-order systems.

REFERENCES

- [1] A. Allibhoy and J. Cortés. Data-based receding horizon control of linear network systems. *IEEE Control Systems Letters*, 5(4):1207–1212, 2021.
- [2] G. Baggio and F. Pasqualetti. Learning minimum-energy controls from heterogeneous data. *arXiv preprint arXiv:2006.10895*, 2020.
- [3] G. Battistelli, D. Mari, D. Selvi, and P. Tesi. Direct control design via controller unfalsification. *International Journal of Robust and Nonlinear Control*, 28:3694–3712, 2018.
- [4] J. Berberich, J. Köhler, M. Müller, and F. Allgöwer. Data-driven model predictive control with stability and robustness guarantees. *arXiv preprint arXiv:1906.04679*, 2019.
- [5] J. Berberich, A. Romer, C. W. Scherer, and F. Allgöwer. Robust data-driven state-feedback design. In *Proc. Amer. Control Conf.*, 2020.
- [6] L. Campestri, D. Eckhard, L. A. Chía, and E. Boeira. Unbiased MIMO VRFT with application to process control. *Journal of Process Control*, 39:35–49, 2016.
- [7] J. Coulson, J. Lygeros, and F. Dörfler. Data-enabled predictive control: In the shallows of the DeepPC. In *2019 18th European Control Conference (ECC)*, pages 307–312, June 2019.
- [8] C. De Persis and P. Tesi. Formulas for data-driven control: Stabilization, optimality, and robustness. *IEEE Transactions on Automatic Control*, 65(3):909–924, 2020.
- [9] C. De Persis and P. Tesi. Low-complexity learning of linear quadratic regulators from noisy data. *Automatica*, pages 1–1, 2021, <https://arxiv.org/pdf/2005.01082>.
- [10] S. Dean, H. Mania, N. Matni, B. Recht, and S. Tu. On the sample complexity of the linear quadratic regulator. *Foundations of Computational Mathematics*, 20(4):633–679, 2020.
- [11] F. Dörfler, J. Coulson, and I. Markovsky. Bridging direct & indirect data-driven control formulations via regularizations and relaxations. <https://arxiv.org/pdf/2101.01273>, 2021.
- [12] S. Formentin, M. C. Campi, A. Carè, and S. M. Savaresi. Deterministic continuous-time virtual reference feedback tuning (VRFT) with application to pid design. *Systems & Control Letters*, 127:25–34, 2019.
- [13] S. Formentin and A. Karimi. A data-driven approach to mixed-sensitivity control with application to an active suspension system. *IEEE Transactions on Industrial Informatics*, 9(4):2293–2300, 2012.
- [14] S. Formentin, S. M. Savaresi, and L. Del Re. Non-iterative direct data-driven controller tuning for multivariable systems: theory and application. *IET control theory & applications*, 6(9):1250–1257, 2012.
- [15] S. Formentin, K. Van Heusden, and A. Karimi. A comparison of model-based and data-driven controller tuning. *International Journal of Adaptive Control and Signal Processing*, 28(10):882–897, 2014.
- [16] M. Grant and S. Boyd. CVX: Matlab software for disciplined convex programming, version 2.1. <http://cvxr.com/cvx>, March 2014.
- [17] M. Guo, C. De Persis, and P. Tesi. Data-driven stabilization of nonlinear polynomial systems with noisy data. *arXiv preprint arXiv:2011.07833*, 2020.
- [18] H. Hjalmarsson. Iterative feedback tuning—an overview. *International journal of adaptive control and signal processing*, 16(5):373–395, 2002.
- [19] N. T. Nguyen. Model-reference adaptive control. In *Model-Reference Adaptive Control*, pages 83–123. Springer, 2018.
- [20] B. Nortmann and T. Mylvaganam. Data-driven control of linear time-varying systems. In *59th IEEE Conference on Decision and Control*, 2020.
- [21] S.M. Ross. *Introduction to Probability Models*. Academic Press, San Diego, CA, USA, sixth edition, 1997.
- [22] T. Söderström and P. Stoica. *System Identification*. Prentice-Hall, Inc., USA, 1988.
- [23] K. Van Heusden, A. Karimi, and D. Bonvin. Data-driven model reference control with asymptotically guaranteed stability. *International Journal of Adaptive Control and Signal Processing*, 25(4):331–351, 2011.
- [24] H. J. van Waarde, M. K. Camlibel, and M. Mesbahi. From noisy data to feedback controllers: non-conservative design via a matrix S-lemma. *IEEE Transactions on Automatic Control*, pages 1–1, 2021, in press.
- [25] J.C. Willems, P. Rapisarda, I. Markovsky, and B.L.M. De Moor. A note on persistency of excitation. *Systems and Control Letters*, 54(4):325 – 329, 2005.
- [26] A. Xue and N. Matni. Data-driven system level synthesis. *arXiv preprint arXiv:2011.10674*, 2020.
- [27] K. Zhou, J. C. Doyle, K. Glover, et al. *Robust and optimal control*, volume 40. Prentice hall New Jersey, 1996.