

# Instance-level Image Retrieval using Reranking Transformers

Fuwen Tan  
University of Virginia  
fuwen.tan@virginia.edu

Jiangbo Yuan  
eBay Computer Vision  
jiayuan@ebay.com

Vicente Ordonez  
University of Virginia  
vicente@virginia.edu

## Abstract

Instance-level image retrieval is the task of searching in a large database for images that match an object in a query image. To address this task, systems usually rely on a retrieval step that uses global image descriptors, and a subsequent step that performs domain-specific refinements or reranking by leveraging operations such as geometric verification based on local features. In this work, we propose Reranking Transformers (RRTs) as a general model to incorporate both local and global features to rerank the matching images in a supervised fashion and thus replace the relatively expensive process of geometric verification. RRTs are lightweight and can be easily parallelized so that reranking a set of top matching results can be performed in a single forward-pass. We perform extensive experiments on the Revisited Oxford and Paris datasets, and the Google Landmark v2 dataset, showing that RRTs outperform previous reranking approaches while using much fewer local descriptors. Moreover, we demonstrate that, unlike existing approaches, RRTs can be optimized jointly with the feature extractor, which can lead to feature representations tailored to downstream tasks and further accuracy improvements. Training code and pretrained models will be made public.

## 1. Introduction

Instance recognition is a challenging task that aims to visually recognize an object instance. This is distinct from category-level recognition that identifies only the object class. Instance recognition is important in e-commerce where it is desired to find a specific product in a large image collection, or in place identification where the objective is to infer the identity of a place from public landmarks. As the number of instances is much larger than the number of object categories, instance recognition is typically cast as image retrieval instead of classification, and usually involves both metric learning and local feature based reranking.

Over the last decade, instance recognition continues to be a major focus of research. Pioneering systems leveraged hand-crafted local descriptors and matching algo-

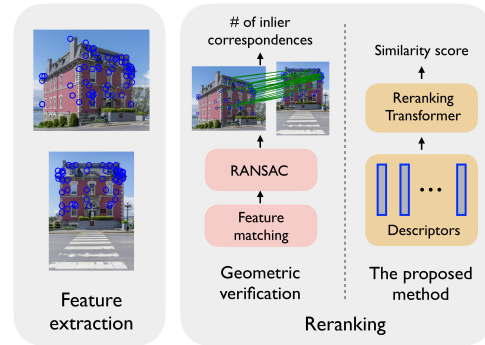


Figure 1. Top performing instance recognition methods often rely on reranking the top results using a score such as the number of inlier correspondences from geometric verification. We propose to replace this step with a Reranking Transformer (RRT) that can be learned with the underlying representations of the images.

rithms [46, 37]. More recent approaches incorporate both global and local descriptors extracted from deep learning models [3, 33]. Global descriptors summarize the contents of an image into a single vector, leading to a compact representation for large-scale search. Local descriptors encode the spatial layout of visual elements for patch-level matching, and are shown to be important for high retrieval precision [50, 10]. The best existing methods [45, 10] typically use a global descriptor to reduce the solution space, then use local descriptors to *re-rank* the nearest images. While extensive progress has been made to improve image retrieval using global features, fewer efforts have been made to develop similarity metrics based on local features. State-of-the-art approaches still rely on classic matching techniques, such as geometric verification (GV) [37] and aggregated selective match kernels (ASMK) [49]. Geometric verification assumes object instances are rigid and that local matches between images can be estimated as an affine transformation using RANSAC [20]. It is also an expensive process which requires iterative optimization on a large set of local descriptors. ASMK focuses more on aggregating the similarities between features without explicitly modeling the geometric alignment, but requires off-line clustering and encoding procedures. It is mainly used as a global retrieval technique in previous literature. Both geometric verifica-

tion and ASMK require large amounts of local descriptors (e.g. 1000 per image) to ensure retrieval performance.

In this work, we propose *Reranking Transformers* (RRTs), which learn to predict the similarity of an image-pair directly. Our method is general and can be used as a drop-in replacement for other reranking approaches such as geometric verification. We conduct detailed experiments showing that as either a drop-in replacement or trained together with a global metric learning approach, the proposed method is the top performing across the standard benchmarks for instance recognition. RRTs leverage the transformer architecture [53] which has led to significant improvements in several natural language processing [16, 27] and vision-and-language tasks [26, 13, 30]. Most recently, it has also been used for purely visual tasks, notably for image recognition [18] and object detection [11]. To the best of our knowledge, our work is the first to adopt transformers for a visual task involving the analysis of image pairs in the context of reranking image search results.

Reranking Transformers are lightweight. Compared with the CNN feature extractors which have over 20 million parameters (e.g. 25 million in ResNet 50), the proposed model only has 2.2 million parameters. It can also be easily parallelized such that re-ranking the top-100 neighbors requires only a single forward-pass. Similar with geometric verification, our method aims to learn the region-wise alignment of an image-pair but with a more straightforward pipeline. As shown in Fig. 1, our method directly predicts a similarity score of the matching images, instead of estimating a homography, which may be challenging under large viewpoint changes or may not even exist for deformable objects. Our method requires much fewer descriptors but achieves superior performance, especially for challenging cases. Also, in current state-of-the-art models, the feature extraction and the matching modules are separately optimized, which is undesirable as it may lead to suboptimal feature representation. In this paper, we first perform experiments using pretrained feature extractors. We then demonstrate the benefit of integrating the feature extractor and the proposed model into a unified framework, on a benchmark of product images [47]. We show that, by jointly optimizing the feature representation with our model, the re-ranking performance can be further improved.

**Contributions.** (1) We propose *Reranking Transformers* (RRTs), a small and effective model which learns to predict the similarity of an image-pair based on their global and local descriptors; (2) Compared with existing methods, RRTs require much fewer local descriptors and can be easily parallelized so that re-ranking the top neighbors only requires a single forward-pass; (3) We perform extensive experiments on three instance retrieval benchmarks: Revisited Oxford/Paris [39] and Google Landmarks v2 [56], and show that RRTs outperform prior reranking methods across a va-

riety of settings. The results demonstrate the effectiveness of the transformers on learning the visual similarity of an image-pair; (4) We further demonstrate the benefit of optimizing the proposed model jointly with the feature extractor on the Stanford Online Products (SOP) [47] benchmark.

## 2. Related Work

### Local features for instance recognition/retrieval.

Hand-crafted local descriptors [31], e.g. SIFT [29], were widely used in the earliest instance retrieval work [46, 32]. Recently, local features extracted from convolution neural networks (CNN) have been shown to be more effective on various retrieval tasks [33, 48, 45, 19]. These works typically learn the feature detection and representation jointly by non-local maximum suppression [34, 19, 50], or visual attention [33, 48, 10]. The detected local descriptors are usually used for geometric verification [37] or ASMK [49]. Different from these works, we focus on similarity learning rather than feature detection or representation learning.

### Global features for instance recognition/retrieval.

Compared to local features, global descriptors provide a compact representation of an image for large-scale search. Current global descriptors are typically extracted from CNN models [3, 52, 38, 21] by spatial pooling [2, 52, 38], which may not be ideal for modeling region-wise relations across images. Thus, state-of-the-art systems typically either use the global descriptor to reduce the solution space and then use local descriptors to *re-rank* the nearest neighbors, or encode the local descriptors using a large visual codebook, followed by image matching with an aggregated selective match kernel [49, 48, 50]. This work mainly follows the retrieve-and-rerank paradigm.

**Reranking for instance recognition/retrieval.** Geometric verification is the dominant image reranking approach and widely used in both traditional [37] and more recent work [45, 33, 10]. Geometric verification assumes rigid objects and seeks to estimate a linear transformation between images by iteratively aligning local descriptors. Inspired by text retrieval, query expansion techniques have also been introduced for image retrieval [15, 14, 51]. These methods differ from geometric verification and our work as they rely on analysing the local nearest neighbor graph for each query during testing. On the other hand, diffusion based approaches [17, 58, 24, 5, 4] aim to learn the structure of the data manifold by similarity propagation over the global affinity graph built on a query and all the gallery images, which is nontrivial to scale. Overall, the motivation of image reranking is to make better use of test-time knowledge to refine retrieval results. Our work shares the same vision with this line of research but focuses more on learning the similarity of an image-pair directly.

**Transformers for visual tasks.** Transformers have become the dominant model architecture in natural language

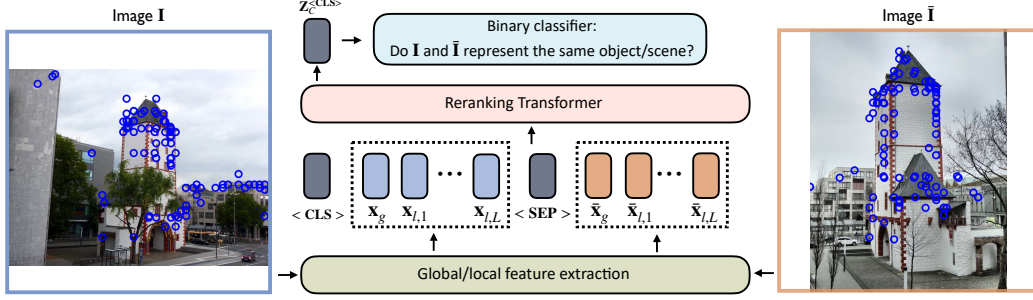


Figure 2. Illustration of the proposed *Reranking Transformer* (RRT) model. The input of RRT is a sequence of global and local descriptors (circled in blue) extracted from an image-pair ( $\mathbf{I}, \bar{\mathbf{I}}$ ). This sequence, together with two special tokens, are fed into a multi-layer transformer model which produces a similarity score of ( $\mathbf{I}, \bar{\mathbf{I}}$ ). The model is trained to optimize a binary cross entropy loss.

processing [16, 27]. Recently, it has also been introduced to vision-and-language [26, 30] and pure vision tasks [35, 11]. As the key ingredient of the transformer architecture, the self-attention mechanism has also been studied for visual recognition [6, 40, 59]. These prior works apply transformers for single image predictions while we leverage transformers to learn the visual relation of an image-pair.

### 3. Methodology

#### 3.1. Attention Modules in Transformers

First, we briefly review the key ingredients in the Transformer architecture: Single-Head Attention (SHA) and Multi-Head Attention (MHA).

**Single-Head Attention (SHA):** The input of a SHA layer comprises three sets of variables: the queries  $\mathbf{Q} := \{\mathbf{q}_i \in \mathbb{R}^{d_q}\}_{i=1}^N$ , the keys  $\mathbf{K} := \{\mathbf{k}_j \in \mathbb{R}^{d_k}\}_{j=1}^M$ , and the values  $\mathbf{V} := \{\mathbf{v}_j \in \mathbb{R}^{d_v}\}_{j=1}^M$ . Here,  $d_q, d_k, d_v$  are the dimensions of the corresponding feature vectors, while  $N$  and  $M$  are the sequence lengths. SHA produces a new feature sequence where each vector is a linear combination of  $\{\mathbf{v}_j\}$ . In doing this,  $\mathbf{Q}, \mathbf{K}, \mathbf{V}$  are first linearly projected as  $\bar{\mathbf{Q}} = \mathbf{Q}\mathbf{W}^Q$ ,  $\bar{\mathbf{K}} = \mathbf{K}\mathbf{W}^K$ ,  $\bar{\mathbf{V}} = \mathbf{V}\mathbf{W}^V$ , using parameter tensors:  $\mathbf{W}^Q \in \mathbb{R}^{d_q \times d}$ ,  $\mathbf{W}^K \in \mathbb{R}^{d_k \times d}$ ,  $\mathbf{W}^V \in \mathbb{R}^{d_v \times d}$ , where  $d$  is the new feature dimension. The output of a SHA layer is computed as:  $\text{SHA}(\mathbf{Q}, \mathbf{K}, \mathbf{V}) := \text{SOFTMAX}(\frac{\bar{\mathbf{Q}}\bar{\mathbf{K}}^T}{\sqrt{d}})\bar{\mathbf{V}}$ .

**Multi-Head Attention (MHA):** Like SHA, MHA takes  $\mathbf{Q}, \mathbf{K}, \mathbf{V}$  as input and comprises multiple SHA modules:  $\text{MHA}(\mathbf{Q}, \mathbf{K}, \mathbf{V}) := [\text{HEAD}_1; \dots; \text{HEAD}_h]\mathbf{W}^O$ ,  $\text{HEAD}_i := \text{SHA}_i(\mathbf{Q}, \mathbf{K}, \mathbf{V})$ . Here  $[\cdot]$  denotes the concatenation operator,  $h$  is the number of the SHA heads.  $\mathbf{W}^O \in \mathbb{R}^{d \times (hd)}$  is a linear projection with an output dimension of size  $h \times d$ .

#### 3.2. Model

With the fundamental building blocks defined above, we introduce the detailed formulation of our model:

**Image representations:** An image  $\mathbf{I}$  is represented by a global descriptor of a dimension  $d_g$ :  $\mathbf{x}_g \in \mathbb{R}^{d_g}$  and a set of  $L$  local descriptors:  $\mathbf{x}_l = \{\mathbf{x}_{l,i} \in \mathbb{R}^{d_l}\}_{i=1}^L$ , each of a

dimension  $d_l$ . Both  $\mathbf{x}_g$  and  $\mathbf{x}_l$  are extracted from a CNN backbone (to be discussed in Sec. 4.2). Optionally, each  $\mathbf{x}_{l,i}$  is associated with a coordinate tuple  $\mathbf{p}_{l,i} = (u, v) \in \mathbb{R}^2$  and a scale factor  $s_{l,i} \in \mathbb{R}$ , indicating the pixel location and image scale where  $\mathbf{x}_{l,i}$  is extracted from. In this work,  $s_{l,i}$  is an integer, indexing a set of pre-defined image scales.

**Input:** As a sequence transduction model [16, 27], Transformers take as input a list of “tokens” (e.g. Q, K, V in Sec. 3.1). In image retrieval, these “tokens” can be derived from the features of an image-pair ( $\mathbf{I}, \bar{\mathbf{I}}$ ). Following the BERT transformer encoder [16], we define the input as:

$$\mathbf{X}(\mathbf{I}, \bar{\mathbf{I}}) := [ \langle \text{CLS} \rangle; f_g(\mathbf{x}_g); f_l(\mathbf{x}_{l,1}); \dots; f_l(\mathbf{x}_{l,L}); \langle \text{SEP} \rangle; \bar{f}_g(\bar{\mathbf{x}}_g); \bar{f}_l(\bar{\mathbf{x}}_{l,1}); \dots; \bar{f}_l(\bar{\mathbf{x}}_{l,L}) ], \quad (1)$$

where:

$$\begin{aligned} f_g(\mathbf{x}_g) &:= \mathbf{x}_g + \alpha; \\ f_l(\mathbf{x}_{l,i}) &:= \mathbf{x}_{l,i} + \varphi(\mathbf{p}_{l,i}) + \psi(s_{l,i}) + \beta \\ \bar{f}_g(\bar{\mathbf{x}}_g) &:= \bar{\mathbf{x}}_g + \bar{\alpha}; \\ \bar{f}_l(\bar{\mathbf{x}}_{l,i}) &:= \bar{\mathbf{x}}_{l,i} + \varphi(\bar{\mathbf{p}}_{l,i}) + \psi(\bar{s}_{l,i}) + \bar{\beta}. \end{aligned} \quad (2)$$

Here,  $\langle \text{CLS} \rangle$  is a special token used for summarizing the signals from both images.  $\langle \text{SEP} \rangle$  is an extra separator token.  $\alpha, \bar{\alpha}, \beta, \bar{\beta}$  are one dimensional segment embeddings, being used to distinguish the global and local descriptors of  $\mathbf{I}$  and  $\bar{\mathbf{I}}$ .  $\varphi$  is a linear position embedding, as used in [11].  $\psi$  is a linear embedding taking the scale index  $s_{l,i}$  as input.

**Model architecture:** With input  $\mathbf{X}(\mathbf{I}, \bar{\mathbf{I}})$ , we define a multi-layer transformer model, where each layer is formulated as:

$$\begin{aligned} \bar{\mathbf{Z}}_{i+1} &= \text{LAYERNORM}(\mathbf{Z}_i + \text{MHA}(\mathbf{Z}_i)), \\ \mathbf{Z}_{i+1} &= \text{LAYERNORM}(\text{MLP}(\bar{\mathbf{Z}}_{i+1})), \\ \text{MLP}(\bar{\mathbf{Z}}_{i+1}) &= \text{RELU}(\bar{\mathbf{Z}}_{i+1}\mathbf{W}_1^T)\mathbf{W}_2^T, \\ i &= 0, \dots, C-1. \end{aligned} \quad (3)$$

In this setting, the Q, K, V features for MHA are the same set of vectors  $\mathbf{Z}_i$ , with  $\mathbf{Z}_0 = \mathbf{X}(\mathbf{I}, \bar{\mathbf{I}})$ . MLP is a two-layer perceptron with parameter matrices  $\mathbf{W}_1 \in \mathbb{R}^{(hd) \times d_c}$

and  $W_2 \in \mathbb{R}^{d_c \times (hd)}$ , and an intermediate dimension  $d_c$ . LAYERNORM is a layer normalization function proposed in [1]. The model includes  $C$  transformer layers in total.

**Training objective:** Our model is trained to optimize a binary cross entropy loss:

$$E(\mathbf{I}, \bar{\mathbf{I}}) = \text{BCE}(\text{SIGMOID}(\mathbf{Z}_C^{(\text{CLS})} W_z^T), \mathbb{1}(\mathbf{I}, \bar{\mathbf{I}})), \quad (4)$$

$\mathbf{Z}_C^{(\text{CLS})} \in \mathbb{R}^{hd}$  is a feature vector, corresponding to the  $\langle \text{CLS} \rangle$  token. It is extracted from the last transformer layer.  $W_z^T \in \mathbb{R}^{(hd) \times 1}$  is a linear function mapping  $\mathbf{Z}_C^{(\text{CLS})}$  to a logit scalar.  $\mathbb{1}(\mathbf{I}, \bar{\mathbf{I}})$  is an indicator function which equals to one when  $\mathbf{I}$  and  $\bar{\mathbf{I}}$  represent the same object, or zero otherwise. Fig. 2 provides an illustration of the proposed model.

## 4. Experiments

Next, we describe the datasets we use to evaluate our approach, and details about our implementation.

### 4.1. Datasets

We perform experiments on three datasets, Google Landmarks v2 [56], Revisited Oxford/Paris [39], and Stanford Online Products [47]. The former two are used for instance matching and showcase landmark locations where geometry verification plays a prominent role. The Stanford Online Products dataset showcases images of products that may be deformable so that correspondences between images cannot be modeled with an affine transformation. It has been mostly used for metric learning.

**GLDv2:** Google Landmarks v2 (GLDv2) [56] is a new benchmark for instance recognition that includes over five millions images from 200k natural landmarks. As the proposed Reranking Transformer has limited parameters (e.g. 2.2 millions), we sample a small subset of the images from the “v2-clean” split of GLDv2 for training. The “v2-clean” split consists of 1,580,470 images from 81,313 landmarks. We *randomly* sample 12,000 landmarks where each landmark has *at least* 10 images. For each landmark, we *randomly* sample *at most* 500 images. This results in 322,008 images, which is 20% of the “v2-clean” split and 8% of the original training set. We include the names of the sampled images in the supplementary material. For testing, we evaluate on the standard test set for the retrieval task, which contains 1,129 query images and 761,757 gallery images.

**ROxf** and **RPar:** Revisited Oxford (ROxf) and Paris (RPar) [39] are standard benchmarks for instance recognition, which have 4,993 and 6,322 gallery images respectively. They both have 70 query images, each with a bounding box depicting the location and span of the prominent landmark. An extra distractor set (R1M) with 1,001,001 images is included for large-scale experiments. We follow the standard evaluation protocol [39, 10] and crop the query

image using the provided bounding box. We report mean Average Precision (mAP) on the Medium and Hard setups.

**SOP:** To further investigate the benefit of jointly optimizing the feature representation and our Reranking Transformer, we perform experiments on a dataset of product images: Stanford Online Products (SOP) [47]. SOP is a commonly used benchmark for metric learning [57, 44, 42, 9, 43, 55, 8], which includes 120,053 images, 59,551 for training, 60,502 for testing. We follow the evaluation protocol for metric learning and measure the R@K scores.

### 4.2. Implementation

**Experiments on pretrained features:** As this work mainly focuses on similarity learning rather than feature learning, we leverage image descriptors obtained from state-of-the-art feature extractors. In particular, we use the pretrained DELG models provided by [10] with ResNet50 [23] as the CNN backbone. DELG provides a unified framework for global/local feature extraction. The local descriptors are extracted from 7 image scales ranging from 0.25 to 2.0, each with a dimension of 128. The global descriptor is extracted from 3 image scales:  $\{\frac{1}{\sqrt{2}}, 1, \sqrt{2}\}$ , with a dimension of 2048. We apply an extra linear projection to the global descriptor to reduce its dimension to 128. In the original DELG model, each local descriptor comes with an attention score. The top 1000 local descriptors with the highest attention scores are selected for image reranking. We observe that RRT does not require this amount of descriptors, and the retrieval performance saturates at 500 local descriptors. Thus, in our experiments we choose the top 500 local descriptors and set  $L = 500$ ,  $d_g = d_l = 128$ . We include an ablation study on the number of local descriptors in the supplementary materials. For images with fewer descriptors, we pad the feature sequence with empty vectors and use a binary attention mask, as in BERT [16], to indicate the padding locations. Both the global and local features are L2 normalized to unit norm. During training, the positive image is randomly sampled from the images sharing the same label as the query. The negative image is randomly sampled from the top-100 neighbors returned by the global retrieval, which have a different label from the query. DELG are pretrained on both Google Landmarks (GLD) v1 [33] and v2-clean [56]. Thus, we perform experiments on two sets of descriptors from these two pretrained models. For the architecture, we use 4 SHA heads ( $h = 4$ ) and 6 transformer layers ( $C = 6$ ).  $d_q$ ,  $d_k$ ,  $d_v$  and  $d$  in SHA are set to 128, while  $d_c$  in MLP (Eq. 3) is set to 1024. The number of learnable parameters is 2,243,201, which is 9% of the amount in ResNet50. The model is trained with AdamW [28] for 15 epochs, using a learning rate of 0.0001 and a weight decay of 0.0005.

**Experiments on SOP:** We perform experiments on SOP [47] using a single image scale, following the proto-



Method	# local desc.	# Reranked images	Desc. version	$\mathcal{ROxf}$	Medium			Hard			
					$+\mathcal{R1M}$	$\mathcal{RPar}$	$+\mathcal{R1M}$	$\mathcal{ROxf}$	$+\mathcal{R1M}$	$\mathcal{RPar}$	$+\mathcal{R1M}$
DELG global	0	0	v1	69.7	55.0	81.6	59.7	45.1	27.8	63.4	34.1
GV	1000	100	v1	75.4	61.1	82.3	60.5	54.2	36.8	64.9	34.8
RRT (ours)	500	100	v1	<b>75.5</b>	<b>61.2</b>	<b>82.7</b>	<b>60.7</b>	<b>56.4</b>	<b>37.0</b>	<b>68.6</b>	<b>37.5</b>
GV*	1000	200	v1	77.2	63.1	82.5	60.9	55.4	37.9	63.2	34.7
RRT (ours)	500	200	v1	<b>77.9</b>	<b>63.5</b>	<b>84.4</b>	<b>62.1</b>	<b>58.8</b>	<b>39.5</b>	<b>71.6</b>	<b>39.5</b>
DELG global	0	0	v2-clean	73.6	60.6	85.7	68.6	51.0	32.7	71.5	44.4
GV	1000	100	v2-clean	<b>78.3</b>	<b>67.2</b>	85.7	69.6	57.9	43.6	71.0	45.7
RRT (ours)	500	100	v2-clean	78.1	67.0	<b>86.7</b>	<b>69.8</b>	<b>60.2</b>	<b>44.1</b>	<b>75.1</b>	<b>49.4</b>
GV*	1000	200	v2-clean	79.2	68.2	85.5	69.6	57.5	42.9	67.2	44.5
RRT (ours)	500	200	v2-clean	<b>79.5</b>	<b>68.6</b>	<b>87.8</b>	<b>71.5</b>	<b>62.5</b>	<b>46.3</b>	<b>77.1</b>	<b>52.3</b>

Table 1. Comparison to geometric verification on Revisited Oxford/Paris [39]. The mAP scores on the Medium ( $+\mathcal{R1M}$ ) and Hard ( $+\mathcal{R1M}$ ) setups are reported. Results marked by \* are evaluated by us using the public models provided by [10].

Method	# local desc.	Desc. version	Retrieval	
			Public	Private
DELG global	0	v1	18.3	20.4
GV	1000	v1	20.4	22.3
RRT (ours)	500	v1	<b>21.5</b>	<b>23.1</b>
DELG global	0	v2-clean	22.2	24.2
GV	1000	v2-clean	—	24.3
RRT (ours)	500	v2-clean	<b>24.6</b>	<b>27.0</b>

Table 2. Comparison to geometric verification on the GLDv2 retrieval task [39]. The mAP@100 scores on the public and private test sets are reported.

col for metric learning [55]. During training, each image is randomly cropped to  $224 \times 224$ , followed by a random flip. During testing, each image is first resized to of  $256 \times 256$  then cropped at the center to  $224 \times 224$ . We use ResNet50 and extract features from the last convolutional layer, which leads to 49 ( $7 \times 7$ ) local descriptors for each image. The global descriptor is obtained by spatially averaging the local responses. The RRT architecture and most of the training details remain the same as in the DELG experiments. Here we only describe the main differences. The global retrieval model is trained with a contrastive loss, as in [55]. Different from [55], we do not rely on a cross batch memory but simply use a large batch size of 800. As all the local features are used, we do not incorporate the global descriptor term ( $f_g(\mathbf{x}_g), \bar{f}_g(\bar{\mathbf{x}}_g)$ ) in Eq. 1. We also drop the scale embedding ( $\psi$ ) as only one image scale is used. The global model is trained using SGD with Nesterov momentum for 100 epochs, using a learning rate of 0.001, a weight decay of 0.0005 and a momentum of 0.9. The learning rate drops by a factor of 10 after 60 and 80 epochs. We train a RRT model on top of the pretrained global model, either freezing

or finetuning the CNN backbone. Both models are trained with AdamW [28] for 100 epochs, using a learning rate of 0.0001. The learning rate drops by a factor of 10 after 60 and 80 epochs. We implement RRT in PyTorch [36]. The training code and pretrained models will be made public.

**Position embedding:** For the experiments on the DELG descriptors, we observe a limited benefit in applying position embeddings and do not use the  $\varphi$  term in Eq. 2. For the experiments on SOP, we observe the position embedding is indeed helpful, especially when the feature representations are jointly optimized with the Reranking Transformer.

## 5. Results

We present five sets of results demonstrating the effectiveness of Reranking Transformers (RRTs) across different settings, benchmarks and use cases.

### 5.1. Comparison with Geometric Verification

We consider geometry verification (GV) as the main baseline as it shares the same spirit of our method: both methods attend to *different* sub-regions of the query image when the target image is *different*, and vice versa. In other words, they make better use of test-time information. We perform experiments on comparing GV and RRT using the same set of descriptors, i.e. the pretrained DELG [10] descriptors. Following the protocol in [10], given a query, we use its global descriptor to retrieve a set of top-ranked images. The top-100 neighbors are reranked by GV and RRT. We present results on two sets of descriptors: DELG pretrained on GLD v1 [33] and v2-clean [56].

On  $\mathcal{ROxf}$  and  $\mathcal{RPar}$ , both GV and RRT significantly outperform global-only retrieval, as shown in Table 1. RRT shows further advantages over GV, with much fewer local descriptors. On  $\mathcal{ROxf}$  ( $+\mathcal{R1M}$ ), RRT performs on par with GV on the Medium setup and consistently better on the

Method	# Reranked images	Desc. version	Medium				Hard			
			$\mathcal{ROxf}$	$+\mathcal{R1M}$	$\mathcal{RPar}$	$+\mathcal{R1M}$	$\mathcal{ROxf}$	$+\mathcal{R1M}$	$\mathcal{RPar}$	$+\mathcal{R1M}$
DELG global		v1	69.7	55.0	81.6	59.7	45.1	27.8	63.4	34.1
$\alpha$ QE		v1	72.9	60.7	<u>83.4</u>	<u>63.7</u>	49.4	33.6	66.1	<u>38.1</u>
RRT (ours)	100	v1	75.5	61.2	82.7	60.7	56.4	37.0	68.6	37.5
RRT (ours)	200	v1	77.9	63.5	84.4	62.1	58.8	39.5	71.6	39.5
RRT (ours)	400	v1	<b>79.2</b>	<b>66.2</b>	<b>86.3</b>	<b>64.0</b>	<b>60.5</b>	<b>42.6</b>	<b>74.1</b>	<b>41.6</b>
$\alpha$ QE		v1	72.9	60.7	83.4	63.7	49.4	33.6	66.1	38.1
$\alpha$ QE + RRT (ours)	100	v1	<b>78.7</b>	<b>66.2</b>	<b>85.6</b>	<b>65.4</b>	<b>59.8</b>	<b>42.1</b>	<b>72.8</b>	<b>43.1</b>
DELG global		v2-clean	73.6	60.6	85.7	68.6	51.0	32.7	71.5	44.4
$\alpha$ QE		v2-clean	76.6	66.4	86.7	<u>72.8</u>	54.6	39.5	73.2	<u>51.2</u>
RRT (ours)	100	v2-clean	78.1	67.0	86.7	69.8	60.2	44.1	75.1	49.4
RRT (ours)	200	v2-clean	79.5	68.6	87.8	71.5	62.5	46.3	77.1	52.3
RRT (ours)	400	v2-clean	<b>80.5</b>	<b>70.6</b>	<b>89.1</b>	<b>73.8</b>	<b>64.2</b>	<b>49.5</b>	<b>78.1</b>	<b>55.6</b>
$\alpha$ QE		v2-clean	76.6	66.4	86.7	72.8	54.6	39.5	73.2	51.2
$\alpha$ QE + RRT (ours)	100	v2-clean	<b>80.4</b>	<b>71.7</b>	<b>88.5</b>	<b>74.8</b>	<b>64.0</b>	<b>50.9</b>	<b>77.7</b>	<b>57.1</b>

Table 3. Comparison to  $\alpha$ QE [38] on Revisited Oxford/Paris [39]. The mAP scores on the Medium ( $+\mathcal{R1M}$ ) and Hard ( $+\mathcal{R1M}$ ) setups are reported. We underline the scores of  $\alpha$ QE that RRT cannot match by just reranking the top-100 neighbors. RRT consistently outperforms  $\alpha$ QE when reranking the top-400 neighbors for each query. Moreover, combining  $\alpha$ QE with RRT significantly outperforms using  $\alpha$ QE only, showing that RRT and  $\alpha$ QE are complementary to each other.

Method	# local desc.	Desc. version	Medium		Hard	
			$\mathcal{ROxf}$	$\mathcal{RPar}$	$\mathcal{ROxf}$	$\mathcal{RPar}$
DELG global	0	v1	69.7	81.6	45.1	63.4
ASMK global	1000	v1	71.2	80.8	47.1	61.6
ASMK rerank	1000	v1	71.3	82.6	47.5	66.2
RRT (ours)	500	v1	<b>75.5</b>	<b>82.7</b>	<b>56.4</b>	<b>68.6</b>
DELG global	0	v2-clean	73.6	85.7	51.0	71.5
ASMK global	1000	v2-clean	70.4	80.9	45.8	62.0
ASMK rerank	1000	v2-clean	73.1	86.3	49.3	71.9
RRT (ours)	500	v2-clean	<b>78.1</b>	<b>86.7</b>	<b>60.2</b>	<b>75.1</b>

Table 4. Comparison to Aggregated Selective Match Kernel (ASMK) on Revisited Oxford/Paris [39]. The mAP scores on the Medium and Hard setups are reported.

Hard setup. On  $\mathcal{RPar}$  ( $+\mathcal{R1M}$ ), RRT consistently outperforms GV. The largest performance gap appears on the Hard setup. RRT obtains 2.2 (3.7) absolute improvements over GV on  $\mathcal{ROxf}$  ( $\mathcal{RPar}$ ), when using the “v1” descriptors. We posit that, while GV is very effective for sufficiently similar images, it has difficulty handling challenging cases, e.g. large variations in viewpoint. To verify this hypothesis, we try re-ranking more images (e.g. top-200). The performance gap becomes larger indeed. RRT obtains 3.4 (8.4) absolute improvements over GV on  $\mathcal{ROxf}$  ( $\mathcal{RPar}$ ), when using the “v1” descriptors.

We present results on the GLDv2 retrieval task [56] in Table 2. Following [10], we report the mAP@100 scores on both the public and private test sets. Compared with  $\mathcal{ROxf}$  and  $\mathcal{RPar}$ , the improvement of applying re-ranking

on GLDv2 becomes smaller. On the other hand, RRT performs consistently better than the global retrieval baseline and GV. When using “v2-clean” descriptors, the absolute improvements of RRT over global-only (GV) on the private set are 2.8 (2.7).

## 5.2. Comparison with Query Expansion

Query expansion (QE) [15, 14, 51] is another popular reranking technique for image retrieval. Different from GV and RRT, QE aggregates the query image and a number of top-ranked neighbors into a new query. This new query is used to rerank all the gallery images rather than the nearest ones as in GV and RRT. We compare RRT with one of the most widely used query expansion methods:  $\alpha$ -weighted query expansion ( $\alpha$ QE) proposed in [38]. We use the public implementation of  $\alpha$ QE released by [41].  $\alpha$ QE has two hyper-parameters: (1)  $nQE$ , the number of top-ranked neighbors to aggregate; (2)  $\alpha$ , the exponential weight. In [41], they are set as  $(nQE, \alpha) = (10, 2.0)$ . Our experiment shows that these values do not work out of the box for the DELG descriptors. We tune these parameters on  $\mathcal{ROxf}$  over the ranges:  $nQE \in [2, 15]$ ,  $\alpha \in [0.1, 3.0]$ , and eventually set them as  $(nQE, \alpha) = (2, 0.3)$ .

We present the results on  $\mathcal{ROxf}$  and  $\mathcal{RPar}$  in Table 3. When reranking only the top-100 neighbors, the performance of RRT is superior to  $\alpha$ QE on five of the eight settings, except for  $\mathcal{RPar}+\text{Medium}$ ,  $\mathcal{RPar}+\mathcal{R1M}+\text{Medium}$ ,  $\mathcal{RPar}+\mathcal{R1M}+\text{Hard}$  (underlined numbers). We believe it is because  $\alpha$ QE reranks all the gallery images while RRT reranks only 100 neighbors and keeps the ranks of all the

Method	Training set	Net	# local desc.	Medium				Hard			
				$\mathcal{ROxf}$	$+\mathcal{R1M}$	$\mathcal{RPar}$	$+\mathcal{R1M}$	$\mathcal{ROxf}$	$+\mathcal{R1M}$	$\mathcal{RPar}$	$+\mathcal{R1M}$
<i>(A) Global features</i>											
R-MAC [21]	Landmarks	R101	0	60.9	39.3	78.9	54.8	32.4	12.5	59.4	28.0
GeM [38]	SfM-120k	R101	0	64.7	45.2	77.2	52.3	38.5	19.9	56.3	24.7
GeM-AP [41]	SfM-120k	R101	0	67.5	47.5	80.1	52.5	42.8	23.2	60.5	25.1
DELG [10]	GLDv1	R50	0	69.7	55.0	81.6	59.7	45.1	27.8	63.4	34.1
<i>(B) Local feature aggregation</i>											
DELG-ASMK[48]	Landmarks	R50	1000	67.8	53.8	76.9	57.3	43.1	31.2	55.4	26.4
HOW-ASMK[50]	SfM-120k	R50	1000	78.3	63.6	80.1	58.4	55.8	36.8	60.1	30.7
HOW-ASMK[50]	SfM-120k	R50	2000	<b>79.4</b>	65.8	81.6	61.8	56.9	38.9	62.4	33.7
<i>(C) Global features + Re-ranking</i>											
GeM $\uparrow$ +DSM [45]	SfM-120k	R101	1000	65.3	47.6	77.4	52.8	39.2	23.2	56.2	25.0
DELG [10] + GV	GLDv1	R50	1000	75.1	61.1	82.3	60.5	54.2	36.8	64.9	34.8
DELG [10] + RRT (ours)	GLDv1&v2-clean	R50	500	75.5	61.2	82.7	60.7	56.4	37.0	68.6	37.5
DELG [10] + GV	GLDv2-clean	R50	1000	78.3	<b>67.2</b>	85.7	69.6	57.9	43.6	71.0	45.7
DELG [10] + RRT (ours)	GLDv2-clean	R50	500	78.1	67.0	<b>86.7</b>	<b>69.8</b>	<b>60.2</b>	<b>44.1</b>	<b>75.1</b>	<b>49.4</b>

Table 5. Comparison to state-of-the-art methods on Revisited Oxford/Paris [39]. mAP scores on the Medium and Hard setups are reported.

Method	Desc. Dim	SOP			
		$R@1$	$R@10$	$R@100$	$R@1k$
<i>Global-only retrieval</i>					
Margin [57, 43]	128	76.1	88.4	95.1	98.3
FastAP [9]	128	73.8	88.0	94.9	98.3
XBM [55]	128	80.6	91.6	96.2	98.7
CE [8]	2048	81.1	91.7	96.3	98.8
CO	128	80.7	91.9	<b>96.6</b>	<b>99.0</b>
CO + RRT (frozen)	128	81.8	92.4	<b>96.6</b>	<b>99.0</b>
CO + RRT (finetuned)	128	<b>84.5</b>	<b>93.2</b>	<b>96.6</b>	<b>99.0</b>

Table 6. Results of the experiments on jointly optimizing the feature extractor and RRT. The  $R@K$  ( $K=1, 10, 100, 1000$ ) scores on SOP [47] are reported.

other images unchanged. By reranking more neighbors, e.g. 200, 400, we show that the performance of RRT progressively improves and eventually surpasses  $\alpha$ QE by significant margins across all settings. On the Hard setup with the “v1” descriptors, the absolute gains of RRT over  $\alpha$ QE on ( $\mathcal{ROxf}$ ,  $\mathcal{ROxf}+\mathcal{R1M}$ ,  $\mathcal{RPar}$ ,  $\mathcal{RPar}+\mathcal{R1M}$ ) are (11.1, 9.0, 8.0, 3.5).

We also perform experiments on combining  $\alpha$ QE and RRT by reranking the top neighbors produced by  $\alpha$ QE. As shown in Table 3, combining  $\alpha$ QE and RRT considerably improves over using  $\alpha$ QE only, with improvements of (10.4, 8.5, 6.7, 5.0) on the Hard setup of ( $\mathcal{ROxf}$ ,  $\mathcal{ROxf}+\mathcal{R1M}$ ,  $\mathcal{RPar}$ ,  $\mathcal{RPar}+\mathcal{R1M}$ ) for the “v1” descriptors. We consider query expansion and RRT are thus complementary.

### 5.3. Comparison with Aggregated Selective Match Kernel (ASMK)

Aggregated Selective Match Kernel (ASMK) [49] also leverages local descriptors for image retrieval. The key idea is to create a large visual codebook (i.e. filter banks) by clustering the local descriptors. This visual codebook is used to encode the query and gallery images into global descriptors. The clustering and encoding procedures are typically performed off-line as they’re relatively time-consuming. Previously, ASMK was mainly considered as a global retrieval technique. In this paper, we treat ASMK as both a global retrieval baseline and a reranking baseline. We use the public implementation of ASMK released by [48]. Following the common practice proposed in [48], we train a codebook of 65,536 visual words on  $\mathcal{ROxf}$  for retrieval experiments on  $\mathcal{RPar}$ , and vice-versa. We conduct two experiments: a) ASMK global: using ASMK for global retrieval, as in all the previous literature [49, 48, 50]; b) ASMK rerank: using ASMK for image reranking, e.g. reranking the top-100 images from DELG global retrieval.

We present the results on  $\mathcal{ROxf}$  and  $\mathcal{RPar}$  in Table 4. ASMK, when used as a global retrieval approach, demonstrates comparable or inferior performance to the DELG global retrieval. When used as a reranking approach, ASMK gains further improvement over the DELG global retrieval, showing that they are complementary. The proposed method consistently outperforms ASMK global/rerank in all settings. We posit that compared with the hand-crafted kernel matching paradigm, RRTs learn a more holistic region-wise alignment between the image-pair.




Figure 3. Qualitative examples from Revisited Oxford/Paris [39]. For each query, the top-3 neighbors ranked by the global retrieval and reranked by RRT are presented. Correct/incorrect neighbors are marked with green/red borders.

#### 5.4. Feature Learning & RRT: Joint Optimization

To further explore the benefit of jointly optimizing feature representations and RRTs, we perform experiments on the Stanford Online Products (SOP) dataset [47]. We study three models: (1) *CO*: A global retrieval model trained with a contrastive loss [55], following the metric learning protocol. The global descriptor has a dimension of 128, as in most prior work [43, 9, 44, 42, 55]; (2) *CO + RRT (frozen)*: a RRT model trained on top of *CO*. The pretrained *CO* remains frozen and an extra linear projection is used to reduce the dimension of the local descriptors to 128; (3) *CO + RRT (finetune)*: a model with the same architecture as *CO + RRT (frozen)* but the backbone is also finetuned. It is also initialized by *CO + RRT (frozen)*. During testing, we perform global retrieval using the global descriptor from *CO*. The top-100 neighbors for each query are reranked by either *CO + RRT (frozen)* or *CO + RRT (finetune)*. While there is no direct comparison between our method and global-only retrieval work, we present the results of the most recent metric learning approaches [43, 9, 55, 8] to provide an overview of the state-of-the-art performance on SOP.

As shown in Table 6, the global *CO* model, which is trained with a contrastive loss using a relatively large batch size, performs surprisingly well. It achieves the same level of accuracy as well-established works on metric learning. This aligns with the recent research on self-supervised learning [12, 22] suggesting that contrastive loss is very effective for feature learning. *CO + RRT (frozen)* further improve the performance, demonstrating the effectiveness of reranking. Note that, as only the top-100 images are reranked, the R@100 and R@1k scores remain unchanged. *CO + RRT (finetuned)* achieves the best reranking performance, with an absolute improvement of 3.8 over the global-only retrieval on R@1. We believe it is because jointly optimizing the backbone and our model leads to bet-

ter local features that are tailored to the reranking tasks.

#### 5.5. Comparison with the State-of-the-Art

In Table 5, we compare the proposed method with the state-of-the-art on the *ROxf* (+*R1M*) and *RPar* (+*R1M*) benchmarks. We include the most recent instance recognition/retrieval models in three different groups: (A) Retrieval by global features only; (B) Retrieval by local feature aggregation; (C) Retrieval by combining global features with re-ranking. While our method performs favorably on most of the settings (except for *ROxf*, *ROxf+R1M*), these results include comparisons to other methods that differ on the training data used, the CNN backbones, and the number of local features. For context we provide as much information about each method regarding these differences.

In Fig. 3, we present qualitative examples on image retrieval when using only global features and when using our full reranking approach. While global-only retrieval can return highly similar images in general, reranking by global/local descriptors captures a more fine-grained matching between images, leading to better recognition accuracy.

### 6. Conclusion

We introduce *Reranking Transformers* (RRTs) as effective reranking models for instance image retrieval. We show with extensive experiments that the proposed method outperforms prior reranking approaches across a variety of settings. Compared to geometric verification [37] and other local feature based methods [49], RRTs use much fewer descriptors and can be easily parallelized such that reranking requires a single neural network forward pass. We also demonstrate that, unlike previous reranking approaches, RRTs can be optimized jointly with the feature extractor, which leads to improved accuracy.



## Supplementary Material

This document is organized as follows. In Sec. 7, we discuss why do we consider geometry verification, query expansion, and aggregated selective match kernel as the baseline methods. In Sec. 8, we present an ablation study on using different numbers of local descriptors in geometry verification (GV) [37] and the proposed Reranking Transformers (RRTs). The DELG model [10] used in these experiments is pretrained on the “v2-clean” split of the Google Landmarks v2 dataset (GLDv2) [56]. In Sec. 9, we include the latency and memory footprint of the proposed method. In Sec. 10, we discuss the limitation of the proposed method. Finally in Sec. 11, we include more qualitative examples.

The names of the training images sampled from GLDv2, as discussed in Section 4.1 of the main paper, are in a separate document.

### 7. Appropriate baselines

We consider geometry verification [37] and  $\alpha$ QE [15] as the main baselines as they share the same spirit with our method: they make better use of test-time information. When comparing the query and target images, geometry verification attends to *different* sub-regions of the query image when the target image is *different*, and vice versa, which is very similar to the proposed Reranking Transformers (RRTs).  $\alpha$ QE also leverages test-time knowledge, but relies on analyzing the local affinity graph created during testing. We believe incorporating test-time knowledge is the key motivation of image reranking. It also distinguishes our method from most of the previous approaches that focus on feature learning. Note that we use pretrained and fixed feature representation in most of our experiments.

Fig. 4 provides another intuitive example of the partial-matching cases. In this example, the target images are some crops of the query. We believe the global descriptor + cosine similarity paradigm is not ideal for this case, as no matter how large is the global descriptor, it contains irrelevant information that hinders the cosine similarity measurement.

We also trained a variant of our model that *disables* cross-image attentions and uses the cosine-similarity of the  $\mathbf{Z}_C^{(\text{CLS})}$  vectors as the score. This baseline performs even worse than the global-only retrieval. We posit that without finetuning the backbone, the extra transformer module may not help a lot with feature learning. On the other hand, it also demonstrates that any benefit of the proposed method can only be from the cross-image attentions.

Aggregated Selective Match Kernel (ASMK) [49] was previously not used for image reranking but as a global-only retrieval approach. Specifically, it proposes to create a set of new filters (i.e. visual codebook) by clustering. It



Figure 4. An extreme example where the target images are some crops of the query. In this case the global descriptor + cosine similarity retrieval paradigm is not ideal.

then remaps/aggregates the local descriptors of each image into a global vector. We perform experiments on ASMK as it also relies on local descriptors.

### 8. Ablation on the number of local descriptors

In the DELG model, for each image, a maximum of 1000 local descriptors with a predefined minimum attention score are extracted for geometric verification. In our experiment, we observe that for most of the images, the number of the extracted local descriptors is close to 1000. For example, on the sampled GLDv2 training set, the query and gallery sets of the Revisited Oxford (ROxf) [39] benchmark, DELG extracts 955/759/987 local descriptors per image on average.

We perform ablation experiments by setting the maximum number of local descriptors used for each image to different values. For purposes of comparison, we include the results of geometry verification (GV) and the proposed method (RRT). We report the mAP scores on the Revisited Oxford (ROxf) benchmark in Table 7.

Both GV and RRT benefit from using more local descriptors in general. Nevertheless, the performance of RRT saturates at 500 local descriptors. As the local descriptors are extracted from seven image scales, we conjecture that in each image there are descriptors extracted from the same geometry location, thus providing duplicate information. To verify this, we compute the number of *distinct* local descriptors extracted from different grid locations. In particular, we assign each local descriptor  $\mathbf{x}_{l,i}$  to a grid location  $(gu, gv)$  by  $(gu, gv) = (\lfloor u/16 \rfloor, \lfloor v/16 \rfloor)$ . Here  $(u, v)$  is the coordinate of  $\mathbf{x}_{l,i}$  provided by the DELG model, 16 is the stride of the convolutional feature map where  $\mathbf{x}_{l,i}$  is extracted from. We then group the descriptors sharing the same grid location as a *distinct* descriptor. We observe that, the number of *distinct* local descriptors is significantly smaller than the number of all local descriptors per image. For example, on the sampled GLDv2 training set, the query and gallery sets of Revisited Oxford (ROxf), the numbers of *distinct* local descriptors per image are 585/465/655 on average.

When using the same amount of local descriptors, the

# Local Desc.	Medium		Hard	
	GV	RRT	GV	RRT
200	72.1	76.7	48.3	58.9
400	75.2	77.6	53.8	58.6
500	75.7	78.1	53.4	60.2
600	77.4	77.9	55.9	59.6
800	77.9	76.9	56.7	57.4
1000	78.3	78.1	57.9	60.4

Table 7. Ablation on the number of local descriptors used per image. We compare the proposed Reranking Transformer (RRT) model to geometric verification (GV) on Revisited Oxford [39]. The mAP scores on the Medium and Hard setups are reported.

proposed method outperforms geometry verification in four of the six experiments on the Medium setup, and consistently outperforms geometry verification in all experiments on the Hard setup.

## 9. Latency and memory

For each query, when using an NVIDIA P100 GPU, RRT reranks the top-100 retrieved images in a single forward-pass, which takes 0.36/0.013 second on average in the DELG [10]/SOP [47] experiments. Our Transformer implementation has  $O(n^2)$  complexity on the number of descriptors. We believe that RRT can be further accelerated by incorporating recent architectures developed for linear-complexity Transformers [25, 7, 54].

In most of our experiments, we leverage the pretrained DELG descriptors provided by [10]. Specifically, we use the same global descriptor but only half (500 out of 1000) of the local descriptors of each image. In other words, the memory footprint is approximately half of that in DELG [10].

## 10. Limitation

**Interpretability.** Compared to the homography that explicitly models the alignment of the image-pair, the similarity score predicted by our model is less interpretable. In the future, we’d like to extend the work to learning more visual relation concepts, e.g. homography, dense matching, optical flow, which may lead to more interpretable results.

**Domain shift.** In the experiment on the pretrained DELG feature descriptors [10], our method is trained on Google Landmarks v2 [56] and tested on Revisited Oxford/Paris [39]. In the experiment on the Stanford Online Products benchmark [47], the training and test sets have no overlapping instance categories. Both experiments demonstrate that the proposed Reranking Transformer can transfer the knowledge across different instance categories to a certain extent. On the other hand, similar to all learning-based

approaches, our method might have difficulty in handling large domain shifts. It is also a major challenge for most of the recent approaches as another key component of the image retrieval pipeline, the feature extractor, may also suffer from domain shift. Learning transferable feature representation/matching could be an interesting topic for future research.

## 11. Qualitative examples

In Fig. 5, we provide qualitative examples on Stanford Online Products [47]. Here, we compare the results from the global-only model (*CO*) and the proposed model (*CO + RRT (finetuned)*). In particular, we showcase the examples of rigid objects (e.g. coffee maker, kettle) and deformable objects (e.g. stapler, lamp). The proposed method outperforms the global-only retrieval on challenging cases such as partial-matching (example (A)(C)(D)), articulated objects (example (E)(F)), and irrelevant context (example (B)).

In Fig. 6, we provide reranking examples produced by geometry verification and the proposed Reranking Transformer on Revisited Oxford/Paris [39]. It is shown that, compared to geometry verification, the proposed method performs favorably when large viewpoint variations are present. For example, the queries in example (A) and (B) represent the same landmark but exhibit a large viewpoint change. While geometry verification predicts two different sets of top neighbors, our model predicts the same set of top ranked images for the two queries. Example (E) and (F) also show some failure cases of our model.




Figure 5. Qualitative examples from Stanford Online Products [47]. For each query, the top-3 neighbors predicted by the global-only retrieval and the proposed Reranking Transformer are presented. Correct/incorrect neighbors are marked with green/red borders.

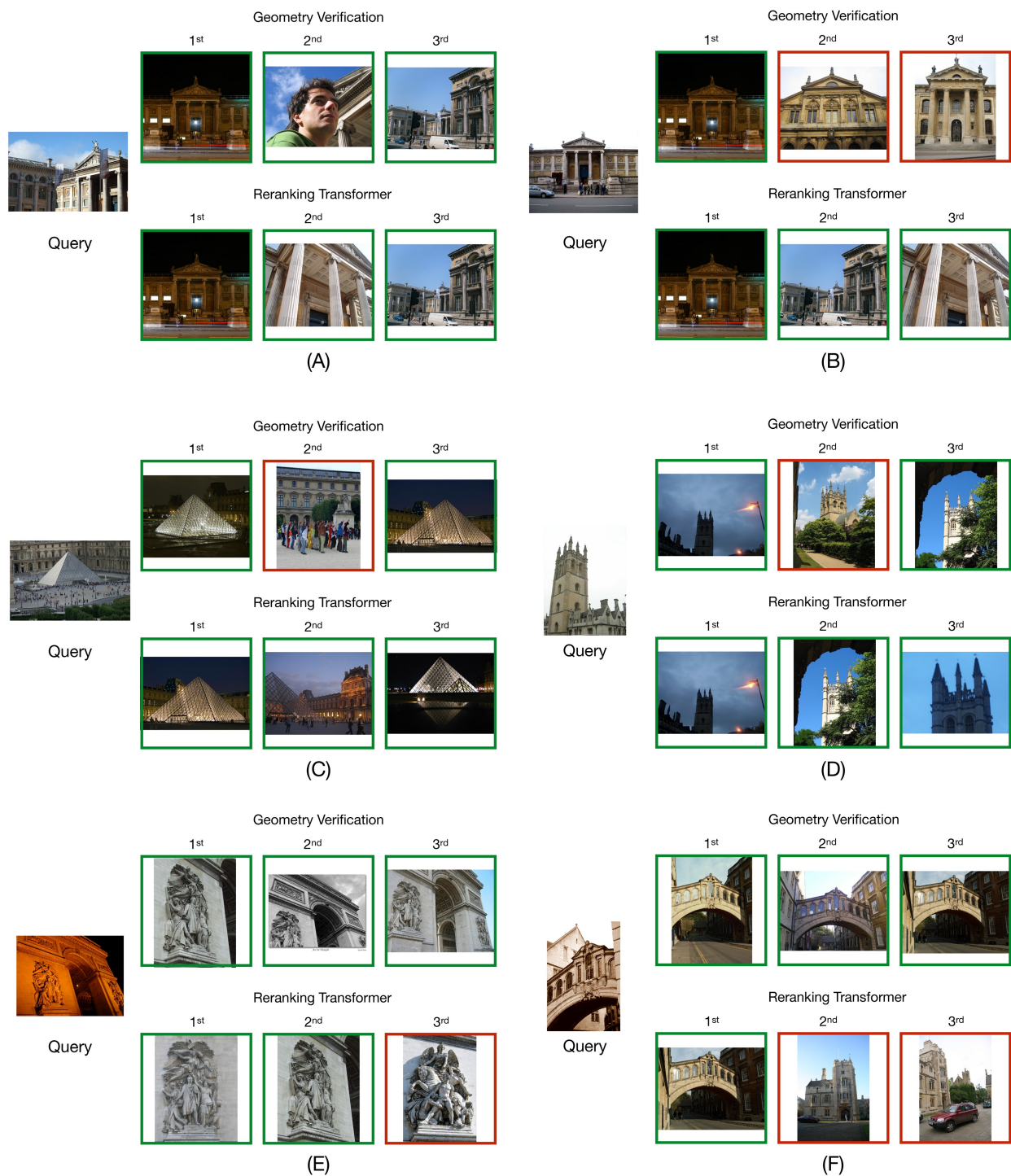


Figure 6. Qualitative examples from Revisited Oxford/Paris [39]. For each query, the top-3 neighbors predicted by geometry verification and the proposed Reranking Transformer are presented. Correct/incorrect neighbors are marked with green/red borders.



## References

- [1] Jimmy Lei Ba, Jamie Ryan Kiros, and Geoffrey E. Hinton. Layer normalization. *arXiv preprint arXiv:1607.06450*, 2016. [4](#)
- [2] Artem Babenko and Victor S. Lempitsky. Aggregating deep convolutional features for image retrieval. In *Int. Conf. Comput. Vis.*, 2015. [2](#)
- [3] Artem Babenko, Anton Slesarev, Alexander Chigorin, and Victor S. Lempitsky. Neural codes for image retrieval. In *Eur. Conf. Comput. Vis.*, 2014. [1](#), [2](#)
- [4] S. Bai, X. Bai, Q. Tian, and L. J. Latecki. Regularized diffusion process on bidirectional context for object retrieval. *IEEE Trans. Pattern Anal. Mach. Intell.*, 41(5):1213–1226, 2019. [2](#)
- [5] Song Bai, Peng Tang, Philip H.S. Torr, and Longin Jan Latecki. Re-ranking via metric fusion for object retrieval and person re-identification. In *IEEE Conf. Comput. Vis. Pattern Recog.*, June 2019. [2](#)
- [6] Irwan Bello, Barret Zoph, Ashish Vaswani, Jonathon Shlens, and Quoc V. Le. Attention augmented convolutional networks. In *Int. Conf. Comput. Vis.*, 2019. [3](#)
- [7] Iz Beltagy, Matthew E. Peters, and Arman Cohan. Longformer: The long-document transformer. *arXiv preprint arXiv:2004.05150*, 2020. [10](#)
- [8] Malik Boudiaf, Jérôme Rony, Imtiaz Masud Ziko, Éric Granger, Marco Pedersoli, Pablo Piantanida, and Ismail Ben Ayed. Metric learning: cross-entropy vs. pairwise losses. In *Eur. Conf. Comput. Vis.*, 2020. [4](#), [7](#), [8](#)
- [9] Fatih Cakir, Kun He, Xide Xia, Brian Kulis, and Stan Sclaroff. Deep metric learning to rank. In *IEEE Conf. Comput. Vis. Pattern Recog.*, June 2019. [4](#), [7](#), [8](#)
- [10] Bingyi Cao, Andre Araujo, and Jack Sim. Unifying deep local and global features for image search. In *Eur. Conf. Comput. Vis.*, 2020. [1](#), [2](#), [4](#), [5](#), [6](#), [7](#), [9](#), [10](#)
- [11] Nicolas Carion, Francisco Massa, Gabriel Synnaeve, Nicolas Usunier, Alexander Kirillov, and Sergey Zagoruyko. End-to-end object detection with transformers. In *Eur. Conf. Comput. Vis.*, 2020. [2](#), [3](#)
- [12] Ting Chen, Simon Kornblith, Mohammad Norouzi, and Geoffrey Everest Hinton. A simple framework for contrastive learning of visual representations. In *Int. Conf. Mach. Learn.*, 2020. [8](#)
- [13] Yen-Chun Chen, Linjie Li, Licheng Yu, Ahmed El Kholy, Faisal Ahmed, Zhe Gan, Yu Cheng, and Jingjing Liu. Uniter: Universal image-text representation learning. In *Eur. Conf. Comput. Vis.*, pages 104–120. Springer, 2020. [2](#)
- [14] O. Chum, A. Mikulík, M. Perdoch, and J. Matas. Total recall ii: Query expansion revisited. In *IEEE Conf. Comput. Vis. Pattern Recog.*, pages 889–896, 2011. [2](#), [6](#)
- [15] O. Chum, J. Philbin, J. Sivic, M. Isard, and A. Zisserman. Total recall: Automatic query expansion with a generative feature model for object retrieval. In *Int. Conf. Comput. Vis.*, 2007. [2](#), [6](#), [9](#)
- [16] Jacob Devlin, Ming-Wei Chang, Kenton Lee, and Kristina Toutanova. BERT: Pre-training of deep bidirectional transformers for language understanding. In *Conference of the North American Chapter of the Association for Computational Linguistics (NAACL-HLT)*, pages 4171–4186, Minneapolis, Minnesota, June 2019. Association for Computational Linguistics. [2](#), [3](#), [4](#)
- [17] M. Donoser and H. Bischof. Diffusion processes for retrieval revisited. In *IEEE Conf. Comput. Vis. Pattern Recog.*, pages 1320–1327, 2013. [2](#)
- [18] Alexey Dosovitskiy, Lucas Beyer, Alexander Kolesnikov, Dirk Weissenborn, Xiaohua Zhai, Thomas Unterthiner, Mostafa Dehghani, Matthias Minderer, Georg Heigold, Sylvain Gelly, Jakob Uszkoreit, and Neil Houlsby. An image is worth 16x16 words: Transformers for image recognition at scale. In *Int. Conf. Learn. Represent.*, 2021. [2](#)
- [19] Mihai Dusmanu, Ignacio Rocco, Tomáš Pajdla, Marc Pollefeys, Josef Sivic, Akihiko Torii, and Torsten Sattler. D2-net: A trainable CNN for joint detection and description of local features. In *IEEE Conf. Comput. Vis. Pattern Recog.*, 2019. [2](#)
- [20] Martin A. Fischler and Robert C. Bolles. Random sample consensus: A paradigm for model fitting with applications to image analysis and automated cartography. *Commun. ACM*, 24(6):381–395, 1981. [1](#)
- [21] Albert Gordo, Jon Almazán, Jérôme Revaud, and Diane Larlus. End-to-end learning of deep visual representations for image retrieval. *Int. J. Comput. Vis.*, 2017. [2](#), [7](#)
- [22] Kaiming He, Haoqi Fan, Yuxin Wu, Saining Xie, and Ross Girshick. Momentum contrast for unsupervised visual representation learning. In *IEEE Conf. Comput. Vis. Pattern Recog.*, June 2020. [8](#)
- [23] K. He, X. Zhang, S. Ren, and J. Sun. Deep residual learning for image recognition. In *IEEE Conf. Comput. Vis. Pattern Recog.*, pages 770–778, 2016. [4](#)
- [24] Ahmet Iscen, Giorgos Tolias, Yannis Avrithis, Teddy Furon, and Ondrej Chum. Efficient diffusion on region manifolds: Recovering small objects with compact CNN representations. In *IEEE Conf. Comput. Vis. Pattern Recog.*, 2017. [2](#)
- [25] Nikita Kitaev, Lukasz Kaiser, and Anselm Levskaya. Reformer: The efficient transformer. In *Int. Conf. Learn. Represent.*, 2020. [10](#)
- [26] Liunian Harold Li, Mark Yatskar, Da Yin, Cho-Jui Hsieh, and Kai-Wei Chang. Visualbert: A simple and performant baseline for vision and language. *arXiv preprint arXiv:1908.03557*, 2019. [2](#), [3](#)
- [27] Yinhan Liu, Myle Ott, Naman Goyal, Jingfei Du, Mandar Joshi, Danqi Chen, Omer Levy, Mike Lewis, Luke Zettlemoyer, and Veselin Stoyanov. Roberta: A robustly optimized bert pretraining approach. *1907.11692*, 2019. [2](#), [3](#)
- [28] Ilya Loshchilov and Frank Hutter. Decoupled weight decay regularization. In *Int. Conf. Learn. Represent.*, 2019. [4](#), [5](#)
- [29] David G. Lowe. Distinctive image features from scale-invariant keypoints. *Int. J. Comput. Vis.*, 2004. [2](#)
- [30] Jiasen Lu, Dhruv Batra, Devi Parikh, and Stefan Lee. Vilbert: Pretraining task-agnostic visiolinguistic representations for vision-and-language tasks. In *Adv. Neural Inform. Process. Syst.*, pages 13–23. Curran Associates, Inc., 2019. [2](#), [3](#)
- [31] K. Mikolajczyk and C. Schmid. A performance evaluation of local descriptors. *IEEE Trans. Pattern Anal. Mach. Intell.*, 27(10):1615–1630, 2005. [2](#)

- [32] D. Nister and H. Stewenius. Scalable recognition with a vocabulary tree. In *IEEE Conf. Comput. Vis. Pattern Recog.*, volume 2, pages 2161–2168, 2006. [2](#)
- [33] Hyeonwoo Noh, Andre Araujo, Jack Sim, and Bohyung Han. Image retrieval with deep local features and attention-based keypoints. In *Int. Conf. Comput. Vis.*, 2017. [1](#), [2](#), [4](#), [5](#)
- [34] Shanmin Pang, Jin Ma, Jianru Xue, Jihua Zhu, and Vicente Ordonez. Deep feature aggregation and image re-ranking with heat diffusion for image retrieval. *IEEE Trans. Multimedia*, 21(6):1513–1523, 2019. [2](#)
- [35] Niki Parmar, Ashish Vaswani, Jakob Uszkoreit, Lukasz Kaiser, Noam Shazeer, and Alexander Ku. Image transformer. In *Int. Conf. Mach. Learn.*, 2018. [3](#)
- [36] Adam Paszke, Sam Gross, Francisco Massa, Adam Lerer, James Bradbury, Gregory Chanan, Trevor Killeen, Zeming Lin, Natalia Gimelshein, Luca Antiga, Alban Desmaison, Andreas Kopf, Edward Yang, Zachary DeVito, Martin Raison, Alykhan Tejani, Sasank Chilamkurthy, Benoit Steiner, Lu Fang, Junjie Bai, and Soumith Chintala. Pytorch: An imperative style, high-performance deep learning library. pages 8024–8035. 2019. [5](#)
- [37] J. Philbin, O. Chum, M. Isard, J. Sivic, and A. Zisserman. Object retrieval with large vocabularies and fast spatial matching. In *IEEE Conf. Comput. Vis. Pattern Recog.*, pages 1–8, 2007. [1](#), [2](#), [8](#), [9](#)
- [38] Filip Radenovic, Giorgos Tolias, and Ondrej Chum. Fine-tuning CNN image retrieval with no human annotation. *IEEE Trans. Pattern Anal. Mach. Intell.*, 2018. [2](#), [6](#), [7](#)
- [39] Filip Radenović, Ahmet Iscen, Giorgos Tolias, Yannis Avrithis, and Ondřej Chum. Revisiting oxford and paris: Large-scale image retrieval benchmarking. In *IEEE Conf. Comput. Vis. Pattern Recog.*, 2018. [2](#), [4](#), [5](#), [6](#), [7](#), [8](#), [9](#), [10](#), [12](#)
- [40] Prajit Ramachandran, Niki Parmar, Ashish Vaswani, Irwan Bello, Anselm Levskaya, and Jon Shlens. Stand-alone self-attention in vision models. In *Adv. Neural Inform. Process. Syst.*, volume 32, pages 68–80, 2019. [3](#)
- [41] Jerome Revaud, Jon Almazan, Rafael S. Rezende, and Cesar Roberto de Souza. Learning with average precision: Training image retrieval with a listwise loss. In *Int. Conf. Comput. Vis.*, October 2019. [6](#), [7](#)
- [42] Karsten Roth, Biagio Brattoli, and Bjorn Ommer. Mic: Mining interclass characteristics for improved metric learning. In *Int. Conf. Comput. Vis.*, October 2019. [4](#), [8](#)
- [43] Karsten Roth, Timo Milbich, Samarth Sinha, Prateek Gupta, Björn Ommer, and Joseph Paul Cohen. Revisiting training strategies and generalization performance in deep metric learning. In *Int. Conf. Mach. Learn.*, July 2020. [4](#), [7](#), [8](#)
- [44] Artsiom Sanakoyeu, Vadim Tschernezki, Uta Buchler, and Bjorn Ommer. Divide and conquer the embedding space for metric learning. In *IEEE Conf. Comput. Vis. Pattern Recog.*, June 2019. [4](#), [8](#)
- [45] Oriane Siméoni, Yannis Avrithis, and Ondrej Chum. Local features and visual words emerge in activations. In *IEEE Conf. Comput. Vis. Pattern Recog.*, 2019. [1](#), [2](#), [7](#)
- [46] Josef Sivic and Andrew Zisserman. Video google: A text retrieval approach to object matching in videos. In *Int. Conf. Comput. Vis.*, pages 1470–1477 vol.2, 2003. [1](#), [2](#)
- [47] Hyun Oh Song, Yu Xiang, Stefanie Jegelka, and Silvio Savarese. Deep metric learning via lifted structured feature embedding. In *IEEE Conf. Comput. Vis. Pattern Recog.*, 2016. [2](#), [4](#), [7](#), [8](#), [10](#), [11](#)
- [48] Marvin Teichmann, Andre Araujo, Menglong Zhu, and Jack Sim. Detect-to-retrieve: Efficient regional aggregation for image search. In *IEEE Conf. Comput. Vis. Pattern Recog.*, 2019. [2](#), [7](#)
- [49] Giorgos Tolias, Yannis Avrithis, and Hervé Jégou. Image search with selective match kernels: Aggregation across single and multiple images. *Int. J. Comput. Vis.*, 116(3):247–261, 2016. [1](#), [2](#), [7](#), [8](#), [9](#)
- [50] Giorgos Tolias, Tomas Jeníček, and Ondřej Chum. Learning and aggregating deep local descriptors for instance-level recognition. In *Eur. Conf. Comput. Vis.*, 2020. [1](#), [2](#), [7](#)
- [51] Giorgos Tolias and Hervé Jégou. Visual query expansion with or without geometry: Refining local descriptors by feature aggregation. *Pattern Recognition*, 47(10):3466 – 3476, 2014. [2](#), [6](#)
- [52] Giorgos Tolias, R. Sicre, and H. Jégou. Particular object retrieval with integral max-pooling of cnn activations. In *Int. Conf. Learn. Represent.*, 2016. [2](#)
- [53] Ashish Vaswani, Noam Shazeer, Niki Parmar, Jakob Uszkoreit, Llion Jones, Aidan N Gomez, Łukasz Kaiser, and Illia Polosukhin. Attention is all you need. In I. Guyon, U. V. Luxburg, S. Bengio, H. Wallach, R. Fergus, S. Vishwanathan, and R. Garnett, editors, *Adv. Neural Inform. Process. Syst.*, pages 5998–6008. Curran Associates, Inc., 2017. [2](#)
- [54] Sinong Wang, Belinda Z. Li, Madian Khabsa, Han Fang, and Hao Ma. Linformer: Self-attention with linear complexity. *arXiv preprint arXiv:2006.04768*, 2020. [10](#)
- [55] Xun Wang, Haozhi Zhang, Weilin Huang, and Matthew R. Scott. Cross-batch memory for embedding learning. In *IEEE Conf. Comput. Vis. Pattern Recog.*, June 2020. [4](#), [5](#), [7](#), [8](#)
- [56] Tobias Weyand, Andre Araujo, Bingyi Cao, and Jack Sim. Google landmarks dataset v2 – a large-scale benchmark for instance-level recognition and retrieval. In *IEEE Conf. Comput. Vis. Pattern Recog.*, 2020. [2](#), [4](#), [5](#), [6](#), [9](#), [10](#)
- [57] Chao-Yuan Wu, R. Manmatha, Alexander J. Smola, and Philipp Krahenbuhl. Sampling matters in deep embedding learning. In *Int. Conf. Comput. Vis.*, Oct 2017. [4](#), [7](#)
- [58] S. Zhang, M. Yang, T. Cour, K. Yu, and D. N. Metaxas. Query specific rank fusion for image retrieval. *IEEE Trans. Pattern Anal. Mach. Intell.*, 37(4):803–815, 2015. [2](#)
- [59] Hengshuang Zhao, Jiaya Jia, and Vladlen Koltun. Exploring self-attention for image recognition. In *IEEE Conf. Comput. Vis. Pattern Recog.*, 2020. [3](#)