

# Direct-amplification enabled harmonic generation for seeding a high-repetition-rate free-electron laser\*

Xiaofan Wang<sup>1,2</sup>, Chao Feng<sup>3,†</sup>, Bart Faatz<sup>3</sup>, Weiqing Zhang<sup>1,4,‡</sup> and Zhentang Zhao<sup>3§</sup>

<sup>1</sup>*Institute of Advanced Science Facilities, Shenzhen 518000, China*

<sup>2</sup>*Southern University of Science and Technology, College of Science, Shenzhen 518055, China*

<sup>3</sup>*Shanghai Advanced Research Institute, Chinese Academy of Sciences, Shanghai 201210, China*

<sup>4</sup>*Dalian Institute of Chemical Physics, Chinese Academy of Sciences, Dalian 116023, China*

Various scientific and industrial researches such as spectroscopy and advanced lithography have been demanding high flux and coherent EUV and X-ray radiation. These demands can be commendably satisfied with a MHz-level repetition-rate seeded free-electron laser (FEL). Dictated by the seed laser system, seeded FELs have faced obstacles for the realization of MHz repetition rate. Reducing the required peak power of the seed laser is the most economic way to increase the repetition frequency of a seeded FEL. A novel technique named direct-amplification enabled harmonic generation is presented in this paper, which holds the ability to reduce the peak power of the seed laser by about three orders of magnitude while possessing consistent high coherence and stability relative to conventional seeded FELs. The proposed technique paves the way for the realization of fully coherent EUV and soft X-ray radiation with a repetition frequency of MHz.

## I. INTRODUCTION

MHz-level repetition-rate free-electron lasers (FELs) have been the continuous pursuit of institutions and groups around the world [1–6]. High-repetition-rate FELs with high temporal coherence and high stability in the extreme ultraviolet (EUV) and X-ray range hold the capability to support various scientific and industrial researches, with applications from spectroscopy to EUV lithography [7–11]. The most common FEL operational mode is the self amplified spontaneous emission (SASE) [12, 13], where the temporal coherence and stability are essentially limited due to the stochastic amplification process. The temporal coherence and stability of the SASE FEL can be appreciably improved by seeded FEL schemes. The most famous seeded FEL schemes are the high-gain harmonic generation (HG) [14, 15] and the echo-enabled harmonic generation (EEHG) [16, 17].

Triggered by an externally coherent seed laser, the repetition-rate of a seeded FEL is dictated by the properties of the seed laser system. In the conventional HG or EHG mechanism, a deep ultraviolet (DUV) laser with peak power of hundreds of megawatts (MW) and pulse length of dozens to hundreds of femtoseconds (fs) is used for FEL seeding [18–20]. To reach MHz-level repetition rate, tens of watts of average power is required for the DUV seed laser, which is two or three orders of magnitudes larger than currently achievable value from a commercial laser system. Tremendous efforts especially the work about optical parametric chirped-pulse amplifier have been dedicated into the development of high-average-power laser system [21–25]. However, such a high-average-power demand at DUV wavelength is still non-trivial for the state-of-art laser system. Besides, the high demands on the laser system are bound to increase the cost.

Another technical route is to reform the laser-electron interaction mechanism to relax the power requirement of a high-repetition-rate seeded FEL. Several methods have been developed, such as the optical resonator [26–29], angular dispersion enabled microbunching (ADM) [30, 31], self-modulation [32], etc. In the optical resonator, the electron beam is stored in an oscillator before it is dumped to generate radiation. The repetitive laser-electron interaction is able to effectively amplify the laser pulses. With combination of HG and EHG, the optical resonator is able to cover shorter wavelengths. However, it is such a complicated optical system that there might be stability problems caused by mirror damage. ADM takes use of multi-dimensional modulation of the electron beam to relax the requirement on the laser-induced energy modulation. The need for small angular dispersion, however, makes this method more suitable for use in storage rings. The latter method based on pre-bunched electron beam still needs a laser-induced energy modulation amplitude at least one times the initial energy spread. And the required dispersion to form the density modulation is much larger than that in conventional HG, which may cause the amplification of the phase error induced by the energy chirps in the electron beam.

\* Work supported by the National Key Research and Development Program of China (No. 2016YFA0401901), National Natural Science Foundation of China (11975300) and Shanghai Science and Technology Committee Rising-Star Program (20QA1410100).

† fengchao@zjlab.org.cn

‡ weiqingzhang@dicp.ac.cn

§ zhaozhentang@zjlab.org.cn

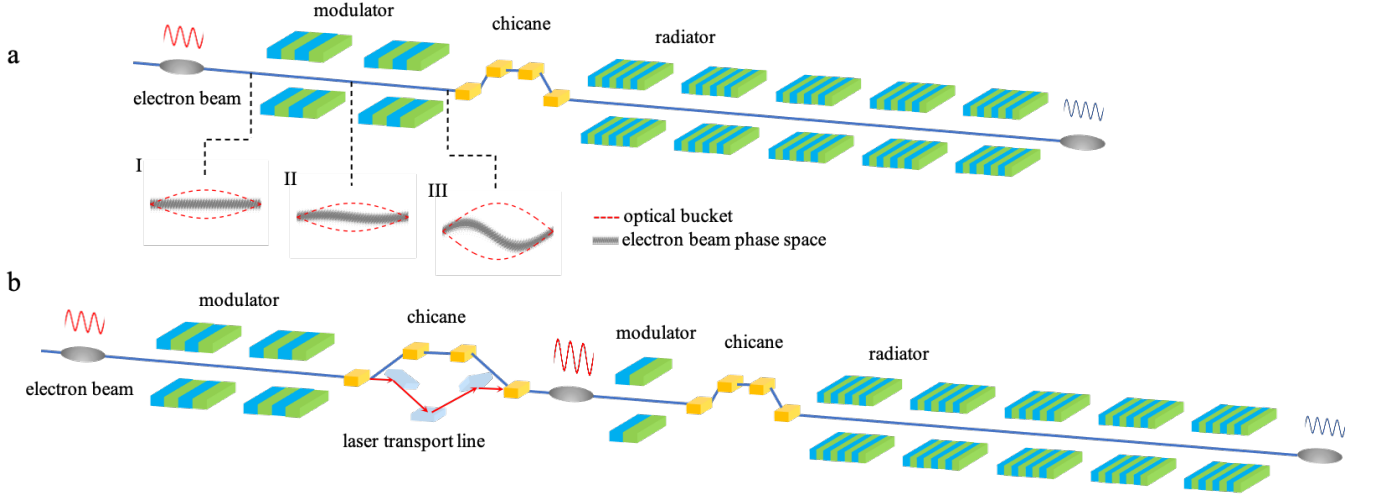


FIG. 1. Schematic layout of DEHG with its application in HGHG (a) and EEHG (b). I-III: the evolution of optical bucket and electron beam distribution in longitudinal phase space.

Here, an alternative method named direct-amplification enabled harmonic generation (DEHG) is presented. Different from nominal seeded FELs, this method uses a relative long modulator as a media for laser amplification and electron modulation. The requirement on the laser power is only large enough to suppress the shotnoise of the electron beam, which is about three orders of magnitude smaller than that required in a conventional HGHG. Hereby, the MHz-level repetition-rate could be realized by a commercially available fiber laser system. The absence of large dispersion in this direct amplification process maintains the excellent temporal coherence of the conventional seeded FEL. It makes stability even better natively that self feedback mechanism exists in DEHG. With economic saving and mechanical concision, the proposed technique opens the way for the realization of stable MHz-level repetition-rate seeded FELs.

## II. PHYSICAL PRINCIPLE OF THE PROPOSED TECHNIQUE AND ITS APPLICATIONS IN SEEDED FELS

Figure 1 shows the schematic layout of DEHG with its application in HGHG and EEHG, respectively. The laser-electron interaction mechanism is portrayed in Fig. 1(I-III). An externally coherent seed laser with a peak power as small as 1 MW or lower is directly injected into the long modulator. The long modulation section can ensure sufficient energy exchange between the electron beam and the seed laser. In the initial stage of the modulation, the power of the seed laser grows hardly during the laser-electron interaction process while a weak energy modulation is imprinted onto the electron beam. In the latter part, the lethargy regime of seeded FEL is overcome and there is an intense energy exchange between the laser and the electron beam. At this time, the electric field increases rapidly and produces a significant sinusoidal modulation of the electron beam. Although the power of the laser enters the exponential gain regime, it is far from saturation, which ensures that the energy modulation of the electron beam is purely sinusoidal. This laser-electron interaction mechanism realizes the direct amplification of coherent pulse and effectively sinusoidal energy modulation of the electron beam. And the laser-induced modulation amplitude can be tailored by tuning the seed laser power.

In the HGHG setup, perceptible energy modulation of the electron beam is induced by the MW-level seed laser through a long modulator. The energy-modulated electron beam is then exported to the chicane, where the energy modulation is then transformed into an associated spatial density modulation. Coherent radiation at shorter wavelength is generated after the micro-bunched electron beam traverses the radiator, which is tuned to a high harmonic of the seed laser frequency. HGHG enables more than tenth harmonic generation of the seed laser.

To demonstrate the feasibility of the proposed technique, start-to-end simulations [33] have been carried out with the typical parameters of a soft X-ray FEL. The electron beam is at 2.5 GeV with duration of 110 fs (FWHM), peak current of 800 A, energy spread of 0.19 MeV and normalized emittance of 0.4 mm mrad. Each undulator section is 4 m except for the second modulator in Fig. 1(b), which is 2.4 m. The period lengths of the modulator and radiator are 8 cm and 4.1 cm, respectively. The externally coherent seed laser is produced by the fourth harmonic generation of a commercial infrared fiber laser at 1030 nm. The achievable average power of the seed laser at 257.5 nm is about

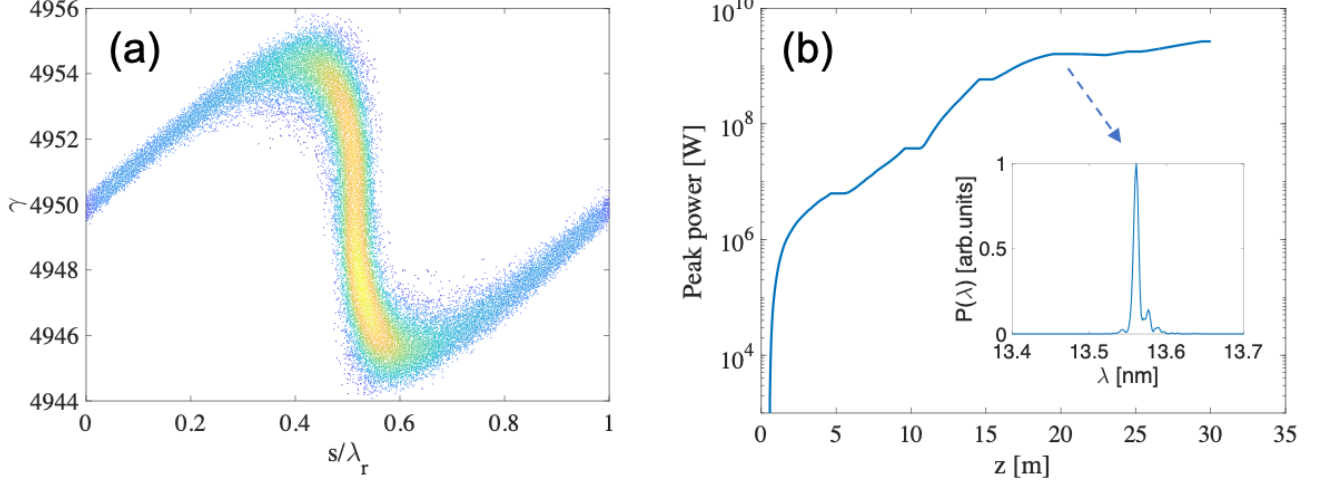


FIG. 2. Performances of DEHG at 13.5 nm with its application in HGHG: (a) distribution of the electron beam phase space at the entrance of radiator; (b) evolution of the radiation peak power and spectrum (at 20 m).

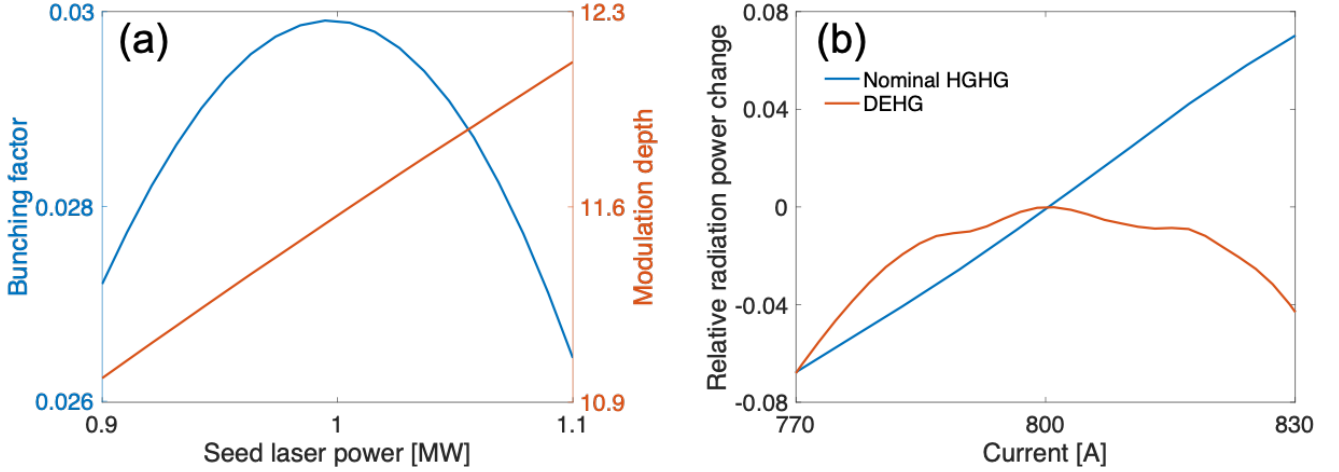


FIG. 3. Stabilities of DEHG in HGHG: (a) bunching factor and modulation depth as functions of the seed laser power; (b) sensitivity of radiation power to current.

0.35 W under the condition of 1 MW peak power, 350 fs pulse duration (FWHM) and 1 MHz repetition rate. The peak power of seed laser is adjustable to meet the specific requirements of HGHG and EEHG.

The required harmonic number for reaching the wavelength of EUV range is about 19-th, which can be generated by a single stage HGHG. Nineteenth harmonic generation is almost the limit of a single-stage HGHG with the above parameters. The peak power of the seed laser is 1 MW in this case and 11.6 times the slice energy spread is imprinted on the electron beam after the 8-m-long modulator. By setting the momentum compaction of the dispersive section as  $34 \mu\text{m}$ , the energy modulation is transformed into spatial density modulation, as shown in Fig.2(a). This phase space distribution is very close to that of a nominal HGHG, indicating that the proposed technique can perfectly maintain sinusoidal energy modulation. Maximum bunching factor of 3% is achieved here. Driven by this bunching factor, the peak power of the radiation grows exponentially and reaches saturation at 20 m with value of 1.6 GW and the pulse duration of about 60 fs (FWHM). At this point, the spectrum bandwidth is 1.25 times to the Fourier transform limit, indicating great temporal coherence. These results are shown in Fig.2(b). For the nominal HGHG whose modulator length is usually one Rayleigh length, the seed laser power needs to be larger than 640 MW to obtain the same energy modulation depth and radiation performances. Hereby the required peak power of the seed laser is reduced by almost three orders of magnitude with the proposed technique.

Stabilities of DEHG in HGHG are also studied. Fig.3 reveals the simulation results of stability research. Fig.3(a)

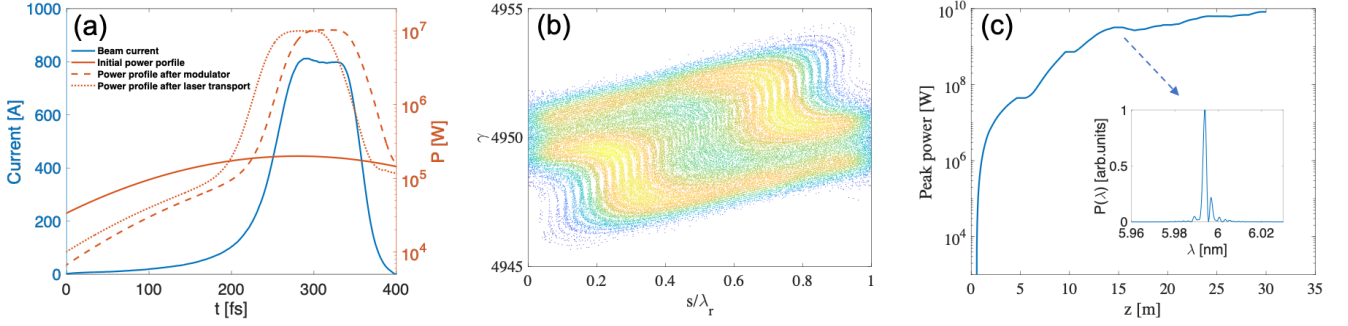


FIG. 4. Performances of DEHG at 6 nm with its application in EEHG: (a) the beam current distribution and power profile evolution; (b) distribution of the electron beam phase space at the entrance of radiator; (c) evolution of the radiation peak power and spectrum (at 15 m).

presents the bunching factor and modulation depth as functions of the seed laser power. It shows that the modulation depth is proportional to the square root of seed laser power. If the seed laser power is dithered within 10%, the bunching factor will not drop more than 11.8%. These performances are almost consistent with the nominal HGHG. Sensitivity of radiation power to current is revealed in Fig.3(b). In nominal HGHG, the radiation power is almost proportional to the current. In DEHG, although the increase of beam current will reinforce radiation, the coexisting increase in modulation depth results in a smaller bunching factor, which is not conducive to radiation growth. This feedback mechanism makes radiation not naturally sensitive to the beam current. As can be seen from Fig.3(b), the relative radiation power offset of DEHG is two times smaller than that of nominal HGHG. These results show that DEHG possesses great stabilization.

These simulation results indicate that the proposed technique is capable of generating stable, nearly full coherent and MHz-level repetition-rate EUV radiation through a single-stage HGHG. Shorter wavelengths are no longer at the scope of single-stage HGHG and it can be achieved through EEHG. The radiation at 6 nm is presented here as an example to illustrate the capability of DEHG with its application in EEHG to generate high-repetition-rate soft X-ray pulses.

Simulations have been carried out with the application of DEHG in EEHG. EEHG consists of two modulators and two chicanes, as shown in Fig.1(b). The required peak power of the seed laser is only 0.2 MW, indicating average power of 70 mW under 1 MHz repetition rate. The laser power would be amplified to 10 MW after the first modulator. Meanwhile, the electron beam would get 5.2 times the slice energy spread. Amplified seed laser is then directed to the laser transport line to accomplish transverse focusing and 30 fs time delay relative to the electron beam. The beam current distribution and power profile evolution are illustrated in Fig.4(a). Later the laser is forwarded to the second modulator to bring 2.9 times energy modulation on the electron beam. By setting the momentum compaction of two dispersive section as 8.1 mm and 0.18 mm, respectively, the electron beam is highly micro-bunched and the maximum bunching factor of 6% is achieved. Phase space distribution of the electron beam at the entrance of radiator is presented in Fig.4(b). The phase space is very close to that of a nominal EEHG, which indicates the feasibility of the setup in Fig.1(b). The peak power of the radiation grows exponentially and reaches saturation at 15 m, with a saturated power of 3.2 GW. At saturation, the spectrum bandwidth is 1.18 times to the Fourier transform limit. These results are shown in Fig.4(c). The radiation performances of EEHG at 6 nm is better than HGHG at 13.5 nm, because the bunching factor is larger and the laser-induced energy spread is smaller. In addition, the feedback mechanism also emerges in this case, indicating stable output.

The above simulation results indicate that the DEHG is capable of generating stable, nearly full coherent and MHz-level repetition-rate EUV and soft X-ray pulses with the setup of a single-stage HGHG or EEHG.

### III. SUMMARY AND DISCUSSIONS

Thanks to the development of superconducting cavity, MHz-level repetition-rate electron beam has come true. Seeded FELs have been proved to be convincing method to produce fully coherent EUV and soft X-ray radiation. However, limited by the average power of laser system today, seeded FEL mostly can not run at the repetition-rate as high as the electron beam from superconducting linac. The proposed technique reduces the requirement of seed laser power by about three orders and make it possible for a commercially available fiber laser system. The feedback mechanism that emerged in the proposed technique makes the radiation insensitive to the current jitter. The

mechanical layout of the proposed technique is close to the that of conventional seeded FELs and this provides excellent conditions for subsequent proof-of-principle demonstrations and technical applications. The proposed technique paves the way for the realization of fully coherent EUV and soft X-ray radiation with a repetition frequency of MHz.

## ACKNOWLEDGMENTS

The authors would like to thank Guorong Wu (IASF), Wei Liu (IASF), Yong Yu (DICP), Jun Zhao (SARI), Li Zeng (SINAP), Hao Sun (SINAP) and Georgia Paraskaki (DESY) for helpful discussions and useful comments related to this work. This research is funded by the National Key Research and Development Program of China (No. 2016YFA0401901), National Natural Science Foundation of China (11975300) and Shanghai Science and Technology Committee Rising-Star Program (20QA1410100).

- 
- [1] J. N. Galayda *et al.*, The lcls-ii project, Proceedings of IPAC **2014** (2014).
  - [2] K. Honkavaara, B. Faatz, J. Feldhaus, S. Schreiber, R. Treusch, M. Vogt, *et al.*, Flash: First soft x-ray fel operating two undulator beamlines simultaneously, WEB05, Proc. FEL **14** (2014).
  - [3] M. Altarelli, The european x-ray free-electron laser: toward an ultra-bright, high repetition-rate x-ray source, High Power Laser Science and Engineering **3** (2015).
  - [4] Z. Zhu, Z. Zhao, D. Wang, Z. Liu, R. Li, L. Yin, and Z. Yang, Self: An 8-gev cw scrf linac-based x-ray fel facility in shanghai, Proceedings of the FEL2017, Santa Fe, NM, USA , 20 (2017).
  - [5] L. Serafini, A. Bacci, A. Bellandi, M. Bertucci, M. Bolognesi, A. Bosotti, F. Broggi, R. Calandrino, F. Camera, F. Canella, *et al.*, Marix, an advanced mhz-class repetition rate x-ray source for linear regime time-resolved spectroscopy and photon scattering, Nuclear Instruments and Methods in Physics Research Section A: Accelerators, Spectrometers, Detectors and Associated Equipment **930**, 167 (2019).
  - [6] W. Decking, S. Abeghyan, P. Abramian, A. Abramsky, A. Aguirre, C. Albrecht, P. Alou, M. Altarelli, P. Altmann, K. Amyan, *et al.*, A mhz-repetition-rate hard x-ray free-electron laser driven by a superconducting linear accelerator, Nature Photonics **14**, 391 (2020).
  - [7] V. Petrillo, M. Oromolla, A. Bacci, I. Drebot, G. Ghiringhelli, A. Petralia, E. Puppini, M. R. Conti, A. R. Rossi, A. Tagliaferri, *et al.*, High repetition rate and coherent free-electron laser in the x-rays range tailored for linear spectroscopy, Instruments **3**, 47 (2019).
  - [8] H. H. Solak, C. David, J. Gobrecht, V. Golovkina, F. Cerrina, S. O. Kim, and P. Nealey, Sub-50 nm period patterns with euv interference lithography, Microelectronic Engineering **67**, 56 (2003).
  - [9] B. Paivanranta, A. Langner, E. Kirk, C. David, and Y. Ekinci, Sub-10 nm patterning using euv interference lithography, Nanotechnology **22**, 375302 (2011).
  - [10] N. Mojarad, J. Gobrecht, and Y. Ekinci, Interference lithography at euv and soft x-ray wavelengths: Principles, methods, and applications, Microelectronic Engineering **143**, 55 (2015).
  - [11] J. Zhao, S. Yang, C. Xue, L. Wang, Z. Liang, L. Zhang, Y. Wang, Y. Wu, and R. Tai, The recent development of soft x-ray interference lithography in ssrf, International Journal of Extreme Manufacturing **2**, 012005 (2020).
  - [12] A. Kondratenko and E. Saldin, Generation of coherent radiation by a relativistic electron beam in an undulator, Particle Accelerators **10**, 207 (1980).
  - [13] R. Bonifacio, C. Pellegrini, and L. M. Narducci, Collective instabilities and high-gain regime in a free electron laser, Optics Communications **50**, 373 (1984).
  - [14] L. H. Yu, Generation of intense uv radiation by subharmonically seeded single-pass free-electron lasers, Physical Review A **44**, 5178 (1991).
  - [15] L.-H. Yu, M. Babzien, I. Ben-Zvi, L. DiMauro, A. Doyuran, W. Graves, E. Johnson, S. Krinsky, R. Malone, I. Pogorelsky, *et al.*, High-gain harmonic-generation free-electron laser, Science **289**, 932 (2000).
  - [16] G. Stupakov, Using the beam-echo effect for generation of short-wavelength radiation, Physical Review Letters **102**, 074801 (2009).
  - [17] D. Xiang and G. Stupakov, Echo-enabled harmonic generation free electron laser, Physical Review Special Topics-Accelerators and Beams **12**, 030702 (2009).
  - [18] E. Allaria, R. Appio, L. Badano, W. Barletta, S. Bassanese, S. Biedron, A. Borga, E. Busetto, D. Castronovo, P. Cinquegrana, *et al.*, Highly coherent and stable pulses from the fermi seeded free-electron laser in the extreme ultraviolet, Nature Photonics **6**, 699 (2012).
  - [19] C. Feng, H. Deng, M. Zhang, X. Wang, S. Chen, T. Liu, K. Zhou, D. Gu, Z. Wang, Z. Jiang, *et al.*, Coherent extreme ultraviolet free-electron laser with echo-enabled harmonic generation, Physical Review Accelerators and Beams **22**, 050703 (2019).
  - [20] P. R. Ribic, A. Abrami, L. Badano, M. Bossi, H.-H. Braun, N. Bruchon, F. Capotondi, D. Castronovo, M. Cautero, P. Cinquegrana, *et al.*, Coherent soft x-ray pulses from an echo-enabled harmonic generation free-electron laser, Nature Photonics **13**, 555 (2019).

- [21] R. Riedel, M. Schulz, M. Prandolini, A. Hage, H. Höppner, T. Gottschall, J. Limpert, M. Drescher, and F. Tavella, Long-term stabilization of high power optical parametric chirped-pulse amplifiers, *Optics express* **21**, 28987 (2013).
- [22] S. Prinz, M. Haefner, C. Y. Teisset, R. Bessing, K. Michel, Y. Lee, X. T. Geng, S. Kim, D. E. Kim, T. Metzger, *et al.*, Cep-stable, sub-6 fs, 300-khz opcpa system with more than 15 w of average power, *Optics express* **23**, 1388 (2015).
- [23] M. Puppín, Y. Deng, O. Prochnow, J. Ahrens, T. Binhammer, U. Morgner, M. Krenz, M. Wolf, and R. Ernstorfer, 500 khz opcpa delivering tunable sub-20 fs pulses with 15 w average power based on an all-ytterbium laser, *Optics express* **23**, 1491 (2015).
- [24] H. Höppner, A. Hage, T. Tanikawa, M. Schulz, R. Riedel, U. Teubner, M. Prandolini, B. Faatz, and F. Tavella, An optical parametric chirped-pulse amplifier for seeding high repetition rate free-electron lasers, *New Journal of Physics* **17**, 053020 (2015).
- [25] K. Mecseki, M. K. Windeler, A. Miahnahri, J. S. Robinson, J. M. Fraser, A. R. Fry, and F. Tavella, High average power 88 w opcpa system for high-repetition-rate experiments at the lcls x-ray free-electron laser, *Optics letters* **44**, 1257 (2019).
- [26] M. Reinsch, G. Penn, P. Gandhi, and J. Wurtele, The radiator-first hghg multi-mhz x-ray fel concept, *Proceedings of the FEL2012, Nara, Japan*, 273 (2012).
- [27] K. Li, J. Yan, C. Feng, M. Zhang, and H. Deng, High brightness fully coherent x-ray amplifier seeded by a free-electron laser oscillator, *Physical Review Accelerators and Beams* **21**, 040702 (2018).
- [28] V. Petrillo, M. Oromolla, A. Bacci, F. Broggi, I. Drebot, G. Ghiringhelli, E. Puppín, M. R. Conti, A. Rossi, M. Ruijter, *et al.*, Coherent, high repetition rate tender x-ray free-electron laser seeded by an extreme ultra-violet free-electron laser oscillator, *New Journal of Physics* **22**, 073058 (2020).
- [29] S. Ackermann, B. Faatz, V. Grattoni, M. M. Kazemi, T. Lang, C. Lechner, G. Paraskaki, J. Zemella, G. Geloni, S. Serkez, *et al.*, Novel method for the generation of stable radiation from free-electron lasers at high repetition rates, *Physical Review Accelerators and Beams* **23**, 071302 (2020).
- [30] C. Feng and Z. Zhao, A storage ring based free-electron laser for generating ultrashort coherent euv and x-ray radiation, *Scientific reports* **7**, 1 (2017).
- [31] X. Wang, C. Feng, T. Liu, Z. Zhang, C.-Y. Tsai, J. Wu, C. Yang, and Z. Zhao, Angular dispersion enhanced prebunch for seeding ultrashort and coherent euv and soft x-ray free-electron laser in storage rings, *Journal of synchrotron radiation* **26**, 677 (2019).
- [32] J. Yan, Z. Gao, Z. Qi, K. Zhang, K. Zhou, T. Liu, S. Chen, C. Feng, C. Li, L. Feng, *et al.*, Self-amplification of coherent energy modulation in seeded free-electron lasers, *Physical Review Letters* **126**, 084801 (2021).
- [33] S. Reiche, Genesis 1.3: a fully 3d time-dependent fel simulation code, *Nucl. Instrum. Meth. A* **429**, 243 (1999).