

# A Survey on Image Aesthetic Assessment

Abbas Anwar\*, Saira Kanwal\*, Muhammad Tahir, Muhammad Saqib,  
Muhammad Uzair, Mohammad Khalid Imam Rahmani, Habib Ullah



Automatic image aesthetics assessment is a computer vision problem dealing with categorizing images into different aesthetic levels. The categorization is usually done by analyzing an input image and computing some measure of the degree to which the image adheres to the fundamental principles of photography such as balance, rhythm, harmony, contrast, unity, look, feel, tone and texture. Due to its diverse applications in many areas, automatic image aesthetic assessment has gained significant research attention in recent years. This article presents a review of the contemporary automatic image aesthetics assessment techniques. Many traditional hand-crafted and deep learning-based approaches are reviewed, and critical problem aspects are discussed, including why some features or models perform better than others and the limitations. A comparison of the quantitative results of different methods is also provided.

## 1 INTRODUCTION

It may be true that beauty lies in the eyes of the beholder but for a computer, automatically quantifying the beauty of a photograph is a challenging task. In computer vision, the task is known as automatic image aesthetics assessment and deals with quantifying the beauty, quality, and impression of photographs to categorize images into different aesthetic levels as shown in Figure 1. Image aesthetic assessment has diverse applications in multimedia content generation, processing, and communication. For example, it can be employed to benchmark the algorithms

- Abbas Anwar is research assistant with University of Engineering and Technology, Peshawar.
- Saira Kanwal is research assistant with COMSATS University Islamabad, Wah Campus, Pakistan
- Muhammad Tahir is associate professor are with Saudi Electronic University, Saudi Arabia.  
Corresponding Author: Muhammad Tahir (m.tahir@seu.edu.sa)
- Muhammad Saqib is research scientist with Imaging and Computer vision group, Data61-CSIRO, Australia.
- Muhammad Uzair is assistant professor with COMSATS University Islamabad, Wah Campus, Pakistan
- Mohammad Khalid Imam Rahmani are assistant professor with Saudi Electronic University, Saudi Arabia.
- Habib Ullah is associate professor scientist Norwegian University of Life Sciences, Norway.
- \* denotes equal contribution.




Figure 1: The sample images are taken from the Aesthetics and Attributes Database (AADB) [1], consisting of various photographic imagery of real scenes collected from Flickr. For each image, the rating is provided by averaging five rater's score as a ground-truth score. Eleven aesthetic attributes were considered while curating the dataset, such as *interesting content*, *object emphasis*, *good lighting*, *colour harmony*, *vivid colour*, *shallow depth of field*, *motion blur*, *rule of thirds*, *balancing element*, *repetition*, and *symmetry*. The photos a) and b) represent photos with a high aesthetic score of 1.0 and 0.7, while c) and d) represent the photos with a low aesthetic score of 0.4 and 0.1, respectively.

for image noise removal and image restoration as well as for monitoring of quality of service (QoS) in systems where images are digitally compressed, communicated, and decompressed.

Image recognition and classification systems can also benefit from aesthetic assessment techniques [25]. For instance, in biometric systems [26], image quality assessment can be used, and image enhancement approaches can be applied to improve quality and accuracy in case of low-quality image as input [27][28] [29]. Moreover, image quality assessment can be utilized in robotics, where a robot automatically assesses the image quality and change focus and position to recapture the image if the quality metric is below some recommended level. Due to its significant application potential in the rapidly increasing digital camera and photography industry, automated image aesthetic assessment has recently gained considerable research attention from the computer vision and pattern recognition community [30], [31], [32], [33],

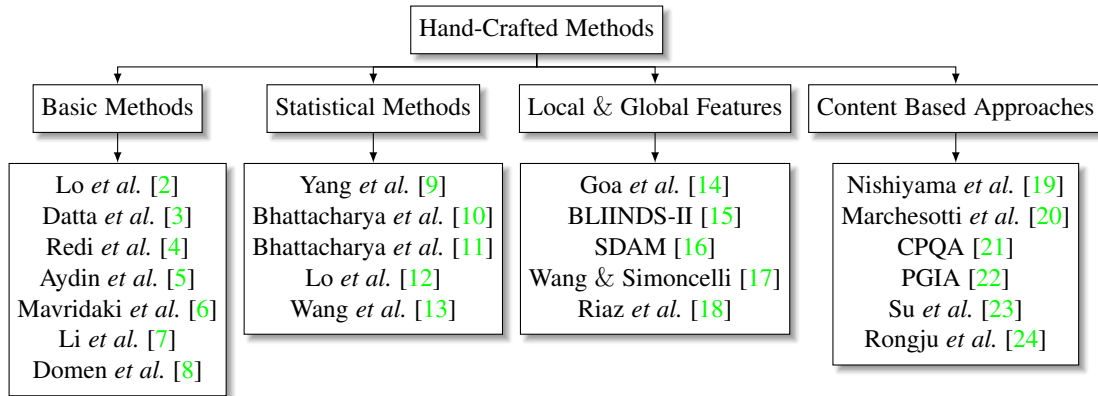


Figure 2: Overview and Categorization of hand-crafted based techniques for image aesthetics assessment.

[34]. Automatic image aesthetic assessment has many challenges. For example, the input visual data may contain noise and image artifacts such as illumination and environmental conditions. Focus and pose deflections introduce disparities in images. Images may be subject to variations in colour harmony because of sensor resolution issues. Background clutter can also hinder the accuracy of aesthetic assessment algorithms. Moreover, the visual judgment conflicts of humans also translate to different challenges for image quality rating algorithms.

Over the past couple of decades, many computer vision techniques have been developed for image aesthetic/quality assessment. Both hand-crafted feature-based approaches and deep learning-based approaches have been exploited for the task. Hand-crafted features-based algorithms generally design filters to encode aspects of the image aesthetics such as photographic rules, image texture, local and global content features, *etc.* The represented aesthetics features are then fed to classical machine learning approaches to classify the image in different aesthetic levels. Deep learning-based techniques use robust deep neural networks to learn and encode image aesthetics from a large number of training images. Deep learning-based methods are more accurate as they can model more complex image features and their relationships.

This article provides a survey of techniques for automatic image aesthetic assessment. Both hand-crafted feature-based methods and the recent deep learning approaches are covered in detail, describing each technique’s basic framework with its pros and cons. The outcomes of experimental method in terms of accuracy, the dataset used, its size, and the depth of each aesthetic rating algorithm are also discussed.

**Motivation:** We would like to emphasize that a survey is required in image aesthetics due to many papers published in deep learning; although a review of image aesthetics [35] was published half a decade ago, we argue that the number of articles published in the last year is significantly higher during the previous five years, therefore we expect further increase in the coming years. Furthermore, the review of [35] is more on the lines of explaining the image aesthetics and lacks in listing hand-crafted or deep learning methods in detail. Similarly, we want to provide detailed descriptions of important articles to help the community adopt the most appropriate approach and avoid reproducing the methodologies. Likewise, we strive to give a good research direction through this survey, specify the gaps and limitations, and provide future direction.

## 2 HAND-CRAFTED METHODS

Although hand-crafted features are considered a thing of the past, they still provide good insight into a computer vision task. Hand-crafted methods primarily design some kinds of pixel filters to extract or encode low-level image features. Standard features used by the hand-crafted techniques include colour, contrast, saturation, brightness, texture and foreground-background statistics, global features, and local features ratio statistics [36]. Figure 2 summarizes different techniques based on the features they use to encode the aesthetic information about images. We discuss each of these categories in detail in the following sections.

### 2.1 Basic Methods

These methods are pioneering image aesthetic approaches and provide a naive methodology for accuracy.

1) An intelligent photographic interface is proposed by Lo *et al.* [2], with on-device aesthetic quality assessment for bi-level image quality on general portable devices (Figure 3(a)). In this framework, photographic rules were followed, and a three-layered structure was designed. Using hand-tuned techniques, the first layer extracted composition, saturation, colour combinations, contrast, and richness features. In the second layer, an independent SVM classifier [37] was trained for each feature perspective to obtain the feature index. Moreover, the SVM classifier is trained to get the aesthetic score in the last layer. The mentioned framework is tested on CUHK [38] dataset, comprising 2078 high-quality and 7573 low-quality images, providing an accuracy of 89%.

2) A computational algorithm using region-based features and k-means clustering is presented by Datta *et al.* [3]. Colour segments are extracted from the image utilizing region-based features and texture information to assess the quality of images with the connected component technique. Subsequently, the SVM classifier on the extracted feature is trained to categorize images into high and low aesthetic categories. A regression model [39] is also trained to obtain a regression score. The dataset is collected from a photo-sharing website consisting of 3581 images.

3) To assess the quality of digital portraits, Redi *et al.* [4] introduced a technique based on composition, scene semantics, portrait-specific features, correct perception of signal and fuzzy properties, and the five essential features extracted from images. One should note that composition rules are the essential and basic photography rules, including sharpness, spatial arrangement, lighting, texture, and colour. The semantic contents represent the

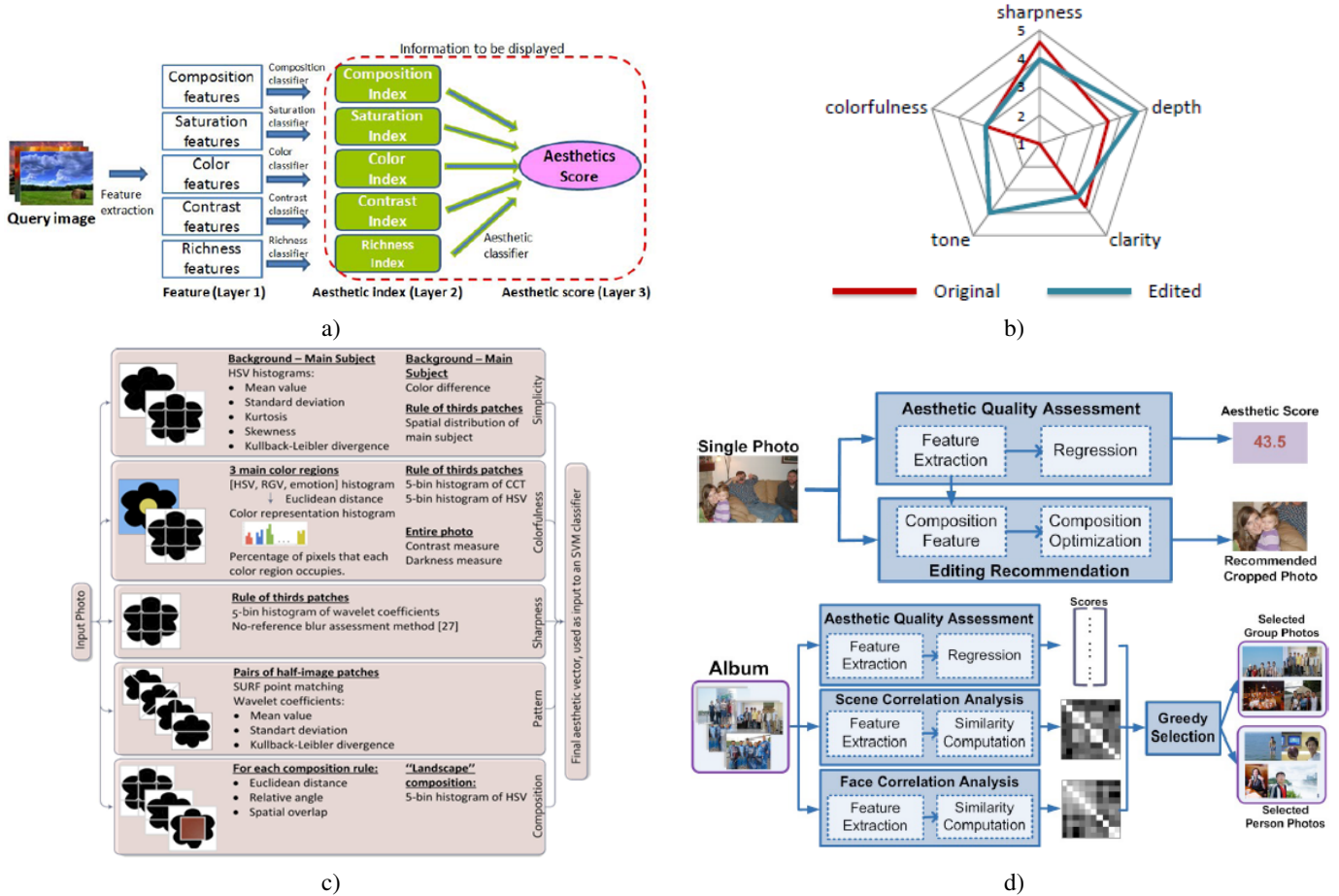


Figure 3: Comparative analysis of Basic hand-crafted assessment methods. a) Hierarchical Aesthetic Assessment Algorithm [2], b) Proposed Attributes in [5], c) Rule Based System [6], d) Photo Quality Assessment & Selection System [7].

overall photography depiction, including high-level features [40]. The correct perception of signals includes noise, contrast quality, exposure quality, and JPEG quality, while portrait-specific features include face position, face orientation, age, gender, eye, nose, mouth position, foreground, and background contrast. Fuzzy properties are originality, memorability, uniqueness, and emotion depiction. LASSO regression [41] is applied to the extracted composition features, learning regression parameters for every feature group. Moreover, a correlation between the predicted score and the original aesthetic value is computed. Using regression on all features, a final aesthetic score is predicted. First, the framework is tested on a small scale, and later it is tested on a large scale, classifying the images as beautiful and non-beautiful via SVM classification. The AVA dataset is used for training and testing, achieving 75.76% accuracy.

4) A photographic rating framework that computes aesthetic signatures using attributes of colorfulness, sharpness, depth, tone, and clarity as shown in Figure 3(b) is introduced by Aydin *et al.* [5]. Generally, relation to photographic rules and clear definition such as sharpness, clarity, colourfulness, *etc.* are essential building blocks of any image’s aesthetic algorithm. In the framework, a picture is shown on a screen with five images displayed on other screens and a short task description to determine the stimuli from the image for the five primary attributes, *i.e.* colourfulness, sharpness, depth, tone, and clarity where the task description

contains an aesthetic rating of the image individually for each attribute, working on 8-bit RGB images. The algorithm works in three steps: i) convert the input image to a double-precision image and normalize it, ii) an edge pyramid is computed with domain transform applied to each pyramid layer, and iii) a multi-scale [42] contrast image is estimated. Moreover, a data structure is built using detailed contrast images, known as a focus map that indicates in-focus regions in the image, and the inverse of the focus map depicts out-of-focus image regions. The focus map is used to calculate features such as depth, colourfulness, sharpness, clarity, and tone. The training is performed on 955 images randomly selected from DpChallenge [43] dataset. This research is applied mainly in HDR tone mapping, automatic photo editing applications, auto aesthetic analysis, and multi-scale contrast manipulation.

5) Mavridaki *et al.* [6] introduced a system using five basic photography rules: simplicity, colourfulness, sharpness, pattern, and composition. The *simplicity* refers to capturing images with emphasized subjects. For *colourfulness*, k-means clustering is performed to separate different colours. For *sharpness*, blur detection algorithm [44] is employed, and for *pattern* assessment, SURF point features [45] are extracted. For *composition* rule, landscape composition [46], and rule of thirds [47] are examined. All these features are combined in the last stage to produce an element feature vector fed to an SVM classifier and are



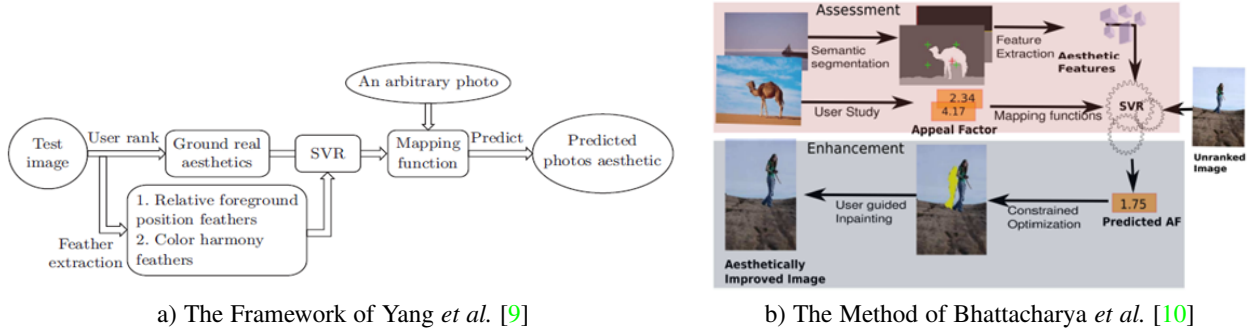


Figure 4: Comparative analysis of hand-crafted statistical methods.

depicted in Figure 3(c). The mentioned method is evaluated on 12k images collected from CUHKPQ [48], CUHK [38], and AVA [49] datasets, where half of them are high-quality, and the other half are of low-quality images. The proposed framework achieves an overall accuracy of 77.08 %.

6) An online photo-quality assessment and photo selection system is present in [7] as shown in Figure 3(d), where the users post their images, and the algorithm provides aesthetic evaluation and editing recommendations. The cropping-based editing algorithm uses composition features and composition optimization for the proposed system inputting a single image or photo album. The aesthetic score is calculated for a single image between 0-100, and image crop recommendations are provided if the aesthetic score is less than 70. Similarly, the top ten rated group photos and single-person photos are displayed in the photo album with respective scores. Aesthetic assessment is performed by extracting a feature vector from images followed by regression to compute the aesthetic score. Features are considered based on colour, light, composition, and face characteristics. The aesthetic quality assessment algorithm is trained on a dataset of 500 photos collected from Amazon Mechanical Turk with ten test images. For albums, images are categorized into single-person and group photos. Moreover, scene correlation analysis and face correlation analysis are performed for group photos, and aesthetic quality is determined.

7) Using feature extraction and SVM classifier, Domen *et al.* [8] proposes an aesthetic photo technique, where three basic photography features, including simplicity, composition, and colour selection, are considered for aesthetic assessment. The edge features determine simplicity and the ratio of background to image colour palette. The rule-of-thirds and golden ratio assess composition. To classify image in the high aesthetic score and low aesthetic score, the SVM classifier is trained on 258, and 1048 images are randomly selected from the Flickr and the DPChallenge [43] datasets, respectively, achieving an accuracy of 95% using 73 features from each image.

## 2.2 Statistical Methods

In this subsection, we discuss various methods for image aesthetics based on the statistics of texture, foreground and background.

1) The landscape photo assessment algorithm by Yang *et al.* [9] is shown in Figure 4(a). The authors extract as relative foreground position and colour harmony features, and according to the rule of thirds, the object of interest must be at the image centre. Moreover, colour harmony is the relative position of each colour

in the spatial domain, and colour harmonic normalization [50] is performed via hue wheel. The support vector regression (SVR) algorithm [51] is trained to map the foreground position and colour harmony features with the ground real aesthetics. A mapping model is learned to predict the aesthetic level after achieving the composition deviation and is tested on 431 images from Pconline and Flickr [52] concerning 84.83% accuracy.

2) Recently, a photo-quality assessment and enhancement algorithm to train SVR employing the relative foreground and visual weight ratio image features is given in [10], the architecture of their proposed framework is in Figure 4(b). The image is edited if the appeal factor is lower than the computed aesthetic score (*i.e.* between 1 to 5). The dataset consists of 384 single object images, and 248 images are scene images downloaded from Flickr [52]. This approach achieves 86% accuracy.

3) After image and photo aesthetic assessment [10], Bhattacharya *et al.* [11] next presented an aesthetic assessment framework for videos. As the algorithm deals with videos, three-level features are extracted, including cell level, frame level, and shot level. The *cell features* comprise dark-channel, sharpness, and eye sensitivity. For *frame-level*, Sentibank library [53] detects 1,200-dimensional feature vector. For *shot features*, the foreground motion [54], [55], [56], [57], the background motion and the texture dynamics [58] are computed from the video. A SVM is trained for each mentioned level feature. Finally, all SVM scores are fused using low-rank late fusion (LRLF) [59] while the algorithm is evaluated using NHK dataset [60] comprising of 1k videos.

4) Lo *et al.* [12] utilizes the colour palette, layout composition, edge composition, and global texture features for aesthetic assessment. The HSV histogram colour components extract colour palette features; layout composition features are determined through the  $\ell_1$  distance between H, S, and V channels; edge detection filters compute edge composition features [61]; global texture features are calculated by the sum of absolute differences between four channels. In addition to the features mentioned above, blur, dark channel, contrast, and HSV counts are also computed. An SVM classifier trained on the CUHK dataset rates the image in high and low aesthetic levels, providing 86% accuracy in the performance.

5) Using saliency enhancement, Wang *et al.* [13] introduced an image aesthetic level prediction algorithm. The authors use the salient region of the image to represent objects, computing the saliency map via Itti's visual saliency model [62]. The visual features from the image are extracted *i.e.* global, saliency regions,

and foreground-background relationship features, where the global features are composed of texture details, low depth of fields, and rule of thirds. It is also to be noted that the distribution, position, and area of salient regions are determined as features of salient regions. The hue count and edge spatial distribution represent the foreground-background relationship. Moreover, images are classified into high and low aesthetic levels by an SVM classifier trained on a dataset downloaded from Photo.net [63], which contains 3161 images and achieves an accuracy of 83.7%.

### 2.3 Local and Global Features Methods

In this section, we summarize the algorithms that consider both local and global features learned from images for aesthetic assessment.

1) The multi-label task for assessing the aesthetic quality of images based on different aesthetic attributes like aesthetic, memorable, and attractive attributes using high-level semantic information is explored in [14] as shown in Figure 5(a) by designing a Bayesian Network to predict the aesthetic level using multi aesthetic attribute prediction. Furthermore, a three-node Bayesian Network presents each aesthetic attribute, including its label, value, and measurement. There are two modules of the mentioned framework measurement acquisition by SIFT [64], GIST [65], HOG [66] or self-similarities and multi-attribute relation modeling. Finally, a support vector regression (SVR) is trained, the ground truth values are discretized in the building model, and a hybrid Bayesian Network structure is learned on continuous and discrete values. The training (with ten-fold cross-validation) and testing are performed on the memorability dataset [67] containing 2222 images and are evaluated on three different metrics: F1-score, Kappa, and accuracy.

2) The BLINDS-II algorithm [15] employs discrete cosine transform (DCT) [68], [69] is given in Figure 5(b), where local DCT is computed utilizing input image and lowpass downsampled image. Afterwards, a gaussian model is built, extracting model-based features, which are then fed to a Bayesian model that predicts the quality scores. The simple Bayesian probabilistic model requires minimum training [70] and is trained on randomly selected data samples from the LIVE IQA dataset [71] containing 779 images. The algorithm yields 91% accuracy.

3) A scene-dependent aesthetic model (SDAM) [16] takes into account both visual content and geo-context by utilizing the transfer learning [72] approach, where input images along with their geo-context (online images with similar contents as that of the input image) are used (see Figure 5(c)). The SDAM learns from two types of images, *i.e.* one category is geo contextual images that are location-wise similar to online photos, and in the other category, similar class images from the available database (DB). If a sufficient number of contextual images are available, the machine learning [73] approaches are applied to access the input image quality. The contextual image retrieval may contain the location of the same images but with different objects where the GIST identifies these types of irrelevant images and are discarded. Moreover, to learn, SDAM uses a state vector machine (SVM), which is tested on 9600 geo-tagged and 32k auxiliary dataset images, achieving an accuracy of 81% on popular spots and 73% accuracy on images of less prominent locations.

4) Wang & Simoncelli [17] uses a wavelet domain natural image statistical model, providing a distortion measure algorithm for

communication systems where images are transferred from one location to other. The input image is decomposed into 12 wavelet bands, *i.e.* three scales and four orientations. The six wavelet bands are randomly selected to extract features and minimize KLD [74], rendering a quality score to rate images in different distortion levels. The architecture of the proposed deployment scheme is given in Figure 5(d). The framework is tested on a LIVE database containing 489 images showing 92% accuracy.

5) Recently, Riaz *et al.* [18] employs generic features, including both global and local features, by extracting SURF features in addition to wavelet and composition features. The method also determines basic photographic features, colour combination, saturation, contrast, smoothness, intensity, hue, and aspect ratios from the input image. The approach applied three steps; in the first step, the online database comprising 250 images (downloaded from Photo.net), in the second step, human professionals rate pictures, and the third step, all the features mentioned above are extracted. An artificial neural network is trained on these features, achieving 83% accuracy.

### 2.4 Content-Based Methods

Content-based methods take into account the content of the images. We provide an overview of such methods in the following paragraphs.

1) Aesthetic quality is highly based on the local region's sum of colour harmony scores according to Nishiyama *et al.* [19], implementing bag-of-colour patterns for photograph quality classification (see Figure 6(a)). The authors employ the moon and spencer model [75], [76] computes the sum of colour harmony scores. The colour model evaluates the hue, chroma, and lightness from the sampled local regions of images, and then the collected distributions are integrated to form a bag-of-features [77] framework. Every local area is described using simple colour patterns of colour harmony models, assuming the colour distribution to be simple. Aesthetic rating is classified by calculating the histogram of each colour pattern. The SVM classifier is trained on 124,664 images collected from the DPChallenge [43] dataset to predict the photograph quality, categorized into high and low aesthetic levels. The algorithm is tested in two scenarios: a) whole image and 2304 local regions each of size  $32 \times 32$ , and (b) absolute and relative colour values offer an overall 77.6% accuracy. To further improve the classification, the authors also consider the saliency, blur, and edge features in addition to colour harmony patterns.

2) Marchesotti *et al.* [20] proposed an image descriptor-based with Fisher vector (FV) [78] and bag-of-visual-words (BOV) [79] which extracts generic descriptors from image and gradient information is obtained through Scale Invariant Feature Transform (SIFT). The input image is divided into patches, and for each patch, BOV computes discrete distribution, and FV calculates continuous distribution. Furthermore, SIFT is applied to each patch, and GIST descriptor is also considered, initially designed for scene categorization. The algorithm is evaluated on two datasets, Photo.net and CHUK, consisting of 3581 images and 12k images, respectively. The BOV and FV features are computed from  $32 \times 32$  patches at five different scales and represented by SIFT that generates a 128-dimensional feature vector for each patch reduced to 64 dimensions using PCA. The EM [80] algorithm learns visual vocabulary Gaussian mixture models, and the SVM classifier is learned using hinge loss and stochastic gradient descent algorithm

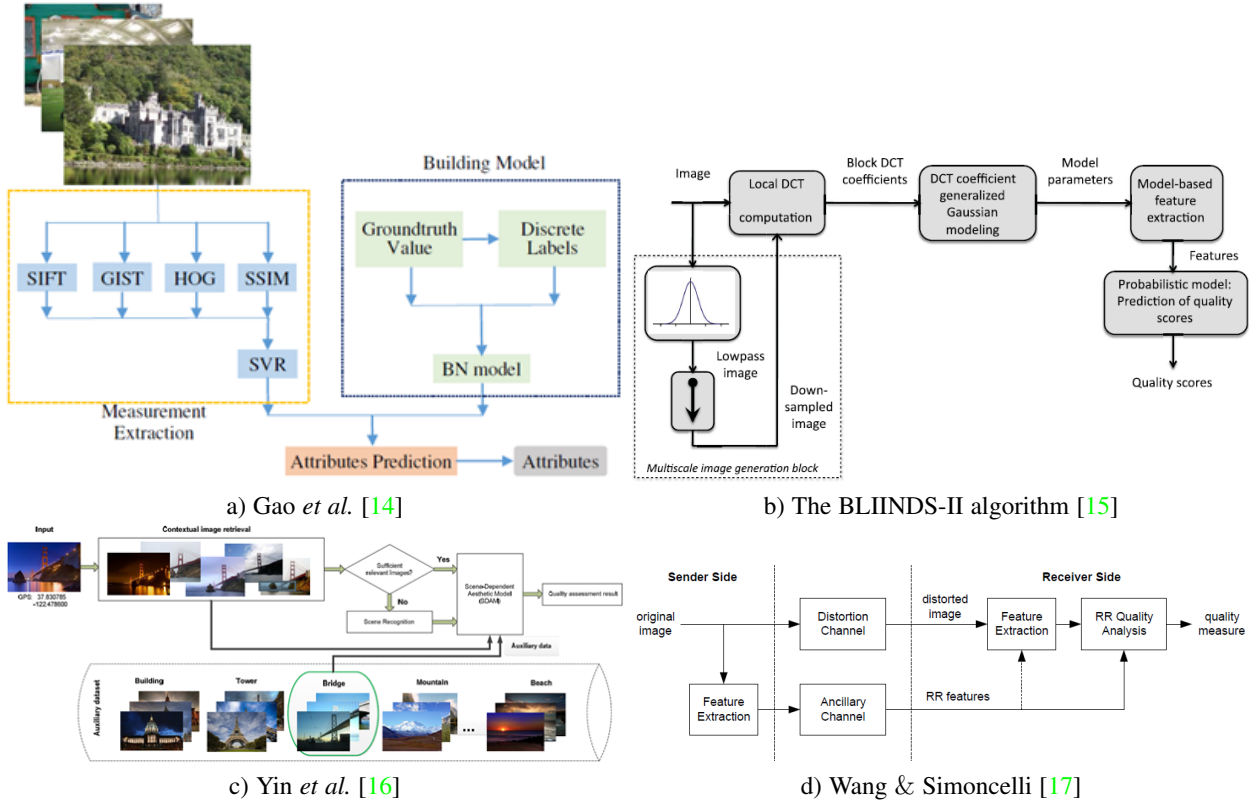


Figure 5: The frameworks of local and global hand-crafted features algorithms.

[81], [82]. In their experiments, Fisher Vector outperforms all other techniques and delivers a maximum of 78% accuracy.

3) The content-based photo quality assessment, abbreviated as (CPQA) [21], deals with both regional and global features concerning three different areas, including clarity-based detection, layout-based detection, and human-based detection. Regional features extracted from the input image are dark channel, clarity-contrast, lighting-contrast, composition geometry, complexity, and brightness. Besides, the global features include hue and scene composition features. An SVM is trained on the CUHK-PQ [48], including 17673 images classifying the images into high, low, and uncertain categories. The CPQA algorithm gives 83% accuracy.

4) The perception-guided image aesthetic (PGIA) [22] assessment algorithm learns the model constrained with different low-rank graphlets created by fusing low-level and high-level features from the image. The sparsity of the graphlets is then calculated to generate jointly sparse matrices as shown in Figure 6(b). The mentioned graphlets turn into actively viewing path (AVP) descriptors, and the Gaussian Mixture Model learns the distribution of these aesthetic descriptors. The proposed algorithm is trained and tested on AVA [49], Photo.net, and CUHK datasets comprising of 12k, 3581 images, and 25k images, providing 90.59%, 85.52%, and 84.13% accuracy, respectively.

5) Su *et al.* [23] proposes a bag-of-aesthetics preserving (BoAP) library. The algorithm is implemented in two steps: 1) The image is decomposed into multiple resolutions, 2) extraction of bag-of-aesthetics features. The HSV colour space, local binary patterns, and saliency map extract features from the images. The AdaBoost classifier is trained and tested on a dataset of 3k images downloaded from DPChallenge [43] and Flickr [52], providing 92.06%

accuracy. Figure 6(c) shows the framework of the BoAP algorithm.

6) To evaluate the quality of Chinese handwriting, Rongju *et al.* [24] explored the problem of artificial intelligence with aesthetic feature representation. The first step extracts component layout features and global features from Chinese handwritten images. For components, the semi-automatic component extraction method extracts layout feature strokes. Similarly, the alignment, stability, and distribution of white spaces and gaps between strokes are global features extracted from input Chinese handwritten images. A novel dataset named Chinese Handwriting Aesthetic Evaluation Database (CHAED) [83] is built and used to train the SVM classifier. Finally, neural networks are trained on CHAED to get the aesthetic evaluation ability.

### 3 DEEP LEARNING METHODS

Deep learning uses artificial neural networks to automatically learn complex low and high-level features useful for computer vision tasks. In many cases, deep learning has produced results compared to human accuracy or even surpassed humans in many areas. Convolutional neural networks are the backbone of deep learning for image analysis [98], [99]. Once trained on millions of images, these networks can provide outstanding accuracy on image understanding tasks such as image aesthetic assessment. In this section, we discuss various important works for image aesthetics prediction using deep learning methods, shown in Figure 7.

The aesthetic quality assessment of photographs can be formulated as a classification or regression or the combination of classification and regression approaches. There is a lack of consensus on the definition of aesthetic quality as it is a subjective matter. However, the photo-sharing communities rated the photos,

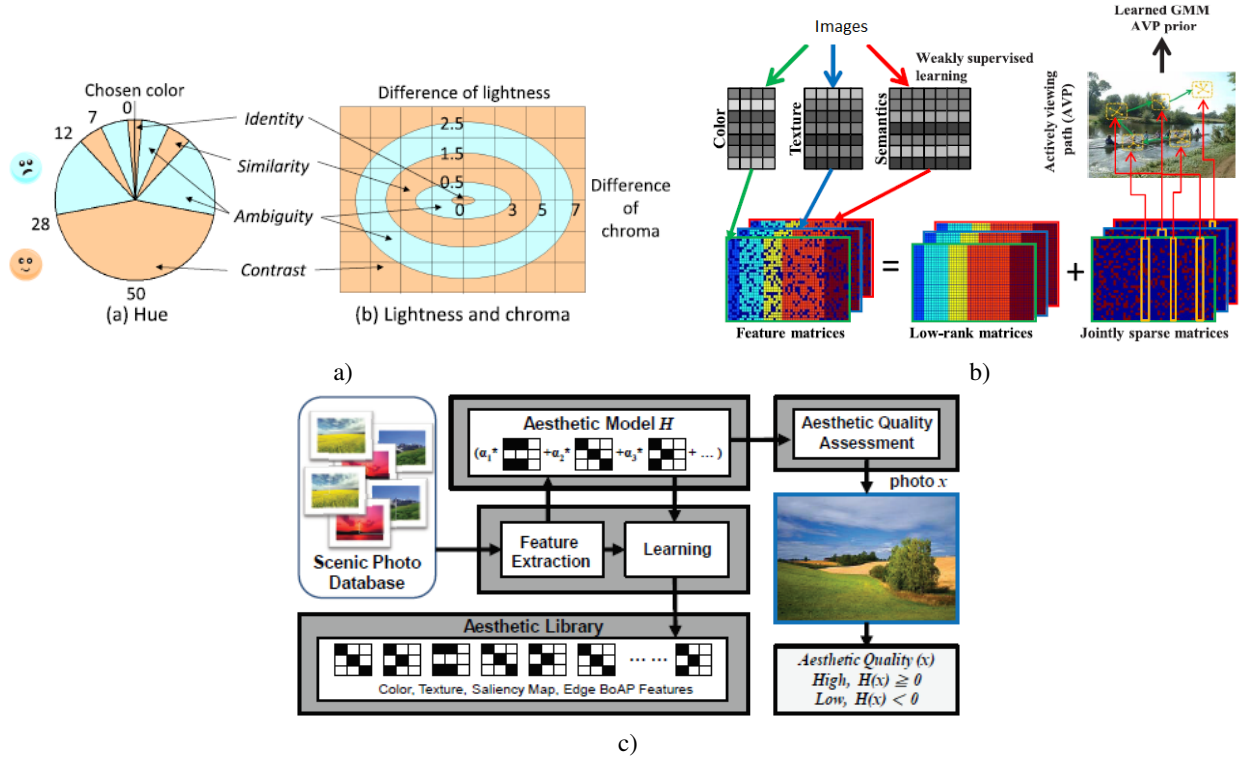


Figure 6: Comparative analysis of Content-Based Methods. a) Nishiyama *et al.* [19]’s Moon and Spencer Model, b) Algorithm by Zhang *et al.* [22], and c) Su *et al.* [23]’s algorithm overview

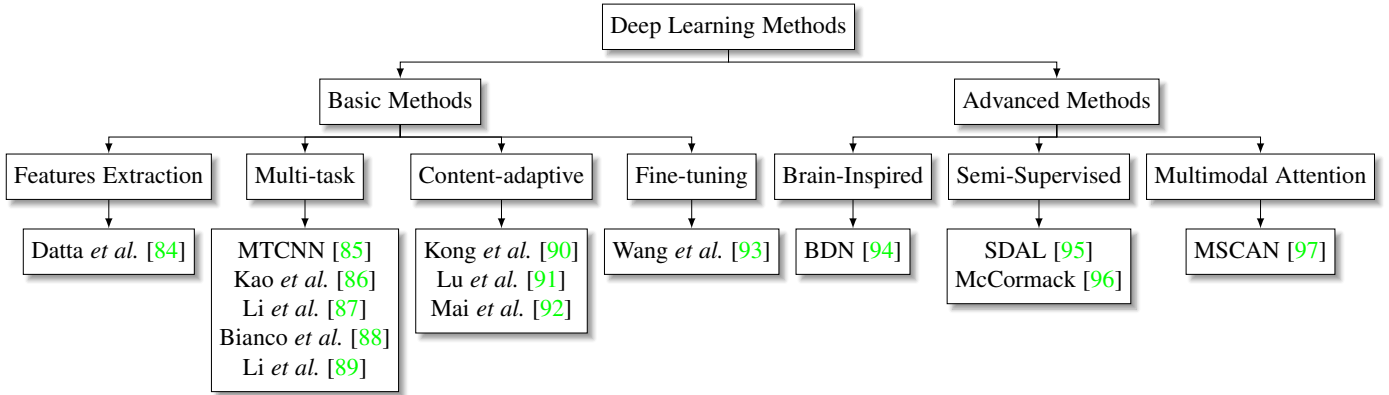


Figure 7: Overview of the deep learning methods and their classification based on similarity in structure

and the average score is usually taken as the quality of the images and used as ground truth for different algorithms. Therefore, the quality of the assessment task is taken as a classification problem. Nevertheless, the problem can also be formulated as a regression to regress the quality of photographs to aesthetic score. Thus, the aesthetic quality assessment feature could be either extracted as a hand-crafted or learned using deep learning architecture in multi-task settings. The multi-task approaches tend to learn better and improve the aesthetic score significantly.

### 3.1 Deep learning Basic Methods

#### 3.1.1 Deep Features Extraction Based Methods

The author used a deep neural network and extracted 56 visual features originally proposed by Datta *et al.* [84] for aesthetic

assessment [100]. The dataset is collected from the internet consisting of 28896 images, where each image is resized to 160×120 resolution, and features are extracted from images by converting them to HSV colour space. These extracted features include brightness, Earth Mover Distance (EMD), Hue, saturation, *etc.* The autoencoder has been used to compress the raw features into new features with 1/2 or 1/4 of its original input. The Artificial Neural Network (ANN) trains the network with both the extracted 56 visual features and the new features extracted from the autoencoder. The ANN is used here as a classifier to classify the photograph into two aesthetic categories: high and low aesthetics. Moreover, Convolutional Neural Networks and Deep Belief networks are also used for aesthetic evaluation on a larger dataset. The overall structure of their proposed scheme is



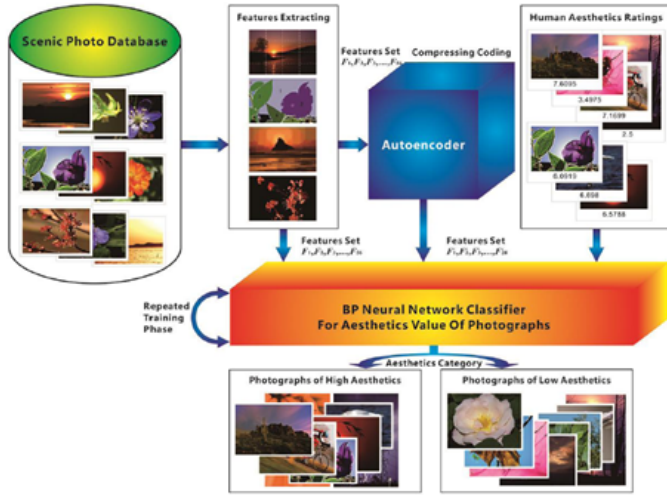


Figure 8: The scheme for deep features extraction methods [100].

depicted in Figure 8. This scheme is tested on an AMD Athlon II PC providing 82.1% accuracy. A global, local, and scene-aware information of images are considered and exploited the composite features extracted from corresponding pre-trained deep learning models for classification using SVM [101]. They found that a deep residual network could produce more aesthetics-aware image representation and composite features.

### 3.1.2 Multi-task Convolutional Networks

A Multi-task learning approach is employed to explore the correlation between automatic aesthetic assessment and semantic information. The task is to utilize semantic information in the joint objective function to improve the quality assessment task [102]. The approach provides both aesthetic and semantic labels as output. A Multi-Task Convolutional Neural network (MTCNN) [85] is designed that performs both semantic recognition and quality assessment considering an input image size of  $227 \times 227$ . The proposed CNN automatically learns the relation between semantics and aesthetics. Their CNN consists of five convolutional layers, three pooling layers, and three fully-connected layers. The proposed Convolutional Neural Network architecture is shown in Figure 9(a). Furthermore, three representations of the MTCNN are proposed in which different configurations of convolutional layers and pooling layers [103], [104], [105] are designed. A multi-task probabilistic framework is applied. The network is trained and tested on the AVA dataset [49] and Photo.net [3] dataset. AVA dataset consists of 255k images, and the photo.net dataset comprises 20,278 images. On the AVA dataset, MTCNN achieves up to 77.71% accuracy, and on Photo.net, it achieves up to 65.20% accuracy.

A Convolutional Neural Network-based framework has been proposed for the visual quality assessment [86]. There are three categories defined for each image; scene, object, and texture. Firstly, each image is classified into one of the three categories using SVM. Then for each category, a separate convolutional neural network named Scene CNN, Object CNN, and Texture CNN is trained to learn features and classify the output into a high aesthetic or low aesthetic class and a numerical aesthetic score. In addition, another single CNN called A&C CNN is deployed, which performs recognition of quality and aesthetic ratings simultaneously for overall images. Figure 9(b) shows the

overall structure of the implemented scheme. The algorithm is tested on an AVA dataset containing 255k images. It achieves 91.3% accuracy. The scene, object, and texture CNN are highly dependent on the classification accuracy of the SVM classifier. If SVM provides the wrong classification, the incorrect CNN gets activated and outputs inaccurate results.

An end-to-end personality-driven multi-task deep learning model has been introduced to assess the aesthetics of an image [87] as shown in Figure 9(c). Firstly, image aesthetics and personality traits are learned from the multi-task model. Then the personality features are used to modulate the aesthetics features, producing the optimal generic image aesthetics scores.

Bianco *et al.* [88] used deep learning to predict image aesthetics using aesthetic visual analysis (AVA) [49] dataset. This model fine-tuned canonical convolutional neural network architecture to obtain aesthetic scores in this model. Aesthetic quality assessment is treated as a regression problem. Caffe network [106] is selected to be fine-tuned, and the last fully connected layer of CaffeNet is replaced by a single neuron providing an aesthetic score between 1 and 10. Another modification is incorporated in Caffe Net to use Euclidean loss [107] instead of Softmax loss [108]. A stochastic gradient descent backpropagation algorithm fine-tunes the new network. The dataset contains 255k images, from which 250,129 images are used for training and 4970 images for testing. The algorithm achieves 83% accuracy.

A personality-assisted multi-task deep learning framework is presented [89] as shown in Figure 9(d) for both generic and personalized image aesthetics assessment. Initially, they introduced a multi-task learning network with shared weights to predict the aesthetics distribution of an image and Big-Five (BF) personality traits of people who like the image. They then used an inter-task fusion to generate individuals' personalized aesthetic scores on the image.

### 3.1.3 Content-Adaptive Deep Learning Methods

A content adaptation technique using deep CNN has been proposed for image quality aesthetic assessment [90]. A new dataset is published by these researchers, which they named as Aesthetics and Attributes Database (AADB) [109] comprising 10k images. AlexNet architecture [110] is fine-tuned on AADB dataset. Softmax loss is replaced by Euclidean loss. Another Siamese network [111], [112] is fine-tuned with content category classification and attribute layers to achieve hybrid performance. An attribute-adaptive model and a content-adaptive model are designed. Figure 10(a) shows three different models initially based on AlexNet. Model (a) uses shared low-level layers of AlexNet and adopts Euclidean loss and Ranking loss, whereas model (b) is an attribute-adaptive net with an additional attribute predictor branch. Model (c) provides a combined adaptive net and attribute adaptive net approach. It takes an input image of size  $227 \times 227$  and provides 77.33% accuracy.

A two-column content-adaptive aesthetic rating neural network is proposed that takes into account both style contents and semantic information [91]. Each column is trained on two different crops of a single image. Each column consists of three convolutional layers and three pooling layers followed by a fully connected layer. Finally, style and semantic features extracted by both columns are fused by two fully connected layers as shown in Figure 10(b). The network is trained using end-to-end learning and stochastic gradient descent. A network adaptation strategy is proposed to facilitate content-based image aesthetics. This helps



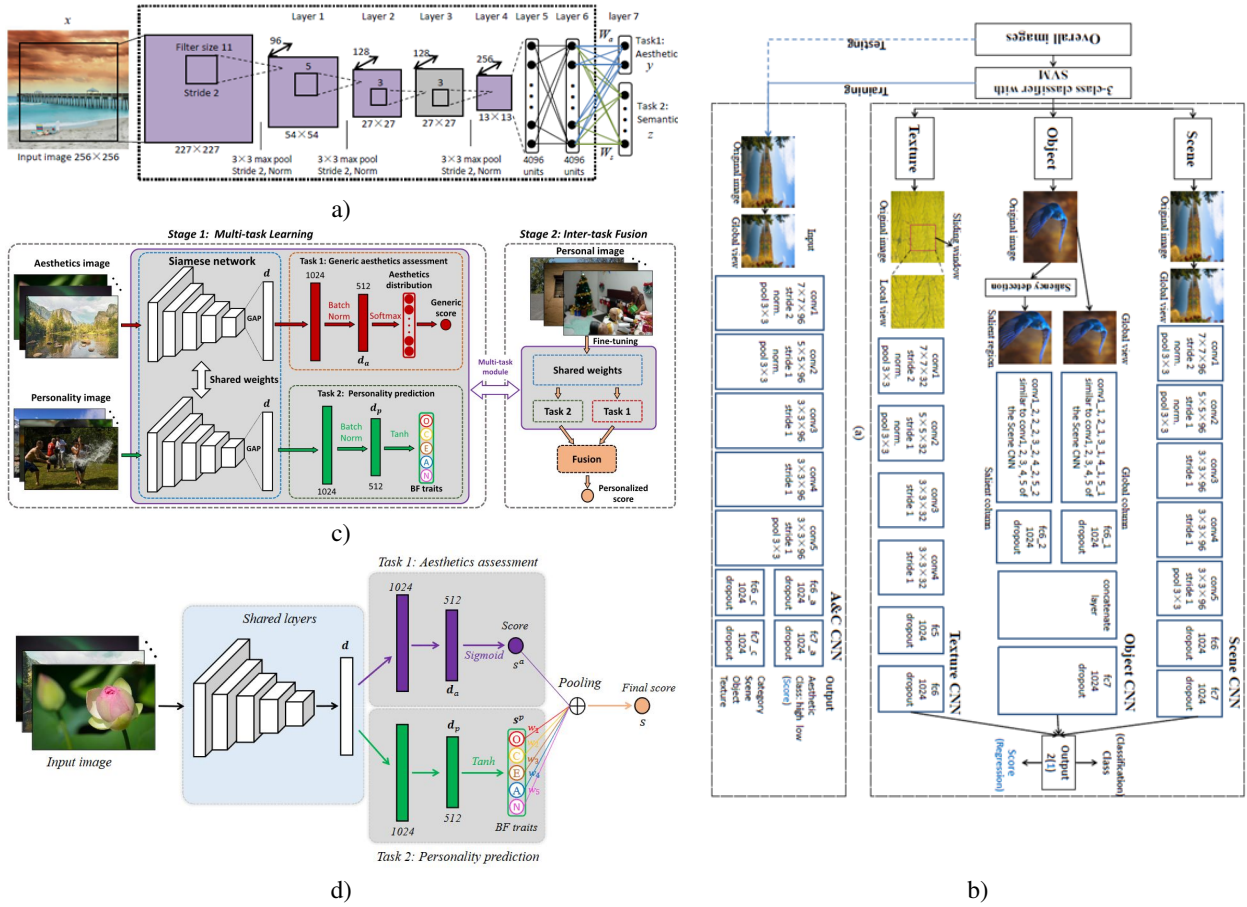


Figure 9: Multi-task Convolutional Networks Based Methods. a) Architecture of the system proposed by Kao *et al.* [102], b) Framework of the system proposed by Kao *et al.* [86], c) The personality-assisted multi-task learning model by Li *et al.* [89], and d) The architecture of the multi-task learning model by Li *et al.* [87].

improve the adaptation of images’ semantic contents; hence, fewer images from each category are required for training. A Regularized Double-column Convolutional Neural Network (RDCNN) is proposed, which includes a single Style Column Convolutional Neural Network (Style-SCNN) for style information and a Double-Column Convolutional Neural Network (DCNN) for semantic information. The final structure of the framework is shown in Figure 10(c). This network is tested on the AVA dataset and IAD dataset [113] to categorize images into high and low quality and achieves 71.2% accuracy.

A composition preserving convolutional neural network has been proposed for photo aesthetic assessment [92]. The network incorporates the concept of image quality degradation by resizing and clipping. Multi Net Adaptive spatial pooling Convolutional Neural Network (MNA-CNN) is designed to rate variable size images. For this purpose, an adaptive spatial pooling layer is introduced that adjusts its receptive size according to output rather than input. There are multiple streams of network [114] where an adaptive spatial pooling layer replaces the last pooling layer. Pre-trained VGG [115] is fine-tuned on Torch Deep Learning package [116], and each sub-network is trained separately. Another scene categorization CNN is trained on Places205-GoogleLeNet consisting of 2.5 million images. This framework is shown in Figure 10(d). Scene categorization network increases aesthetic assessment accuracy to 77.1% accuracy.

### 3.1.4 Fine-tuning Based Approaches

A pre-trained convolutional neural network is fine-tuned for assessing the quality of images [93]. AlexNet and VGG are fine-tuned to provide output in two categories (high and low). VGG is a deeper network than AlexNet, providing high accuracy and requiring more training time. AlexNet comprises five convolutional layers with ReLU non-linearity, five pooling layers, and three fully-connected layers. The last layer is replaced by a fully connected layer for a two-class classification. VGG is a deeper network consisting of sixteen to nineteen convolutional and pooling layers. Both global and local views train the networks. AVA and CUHKPQ datasets are used to fine-tune and are trained on both the global and local views. AlexNet achieves 91.20% accuracy CUHKPQ dataset, and VGG achieves 91.93% accuracy. AlexNet achieves 83.24% accuracy on the AVA dataset, and VGG achieves 85.41% accuracy.

A ResNet152 network has been used for image aesthetic quality assessment [117], which was trained on the ImageNet dataset for object classification and further fine-tuned on AVA, Places, and emotion6 datasets. The network is trained for four different categories; scene images, object images, emotion images, and general semantic images as depicted in Figure 11. For the scene images, 2.5 million images from the Places dataset [118] are used to fine-tune ResNet152. The network is trained using the AVA dataset for object images, and the emotion images network is

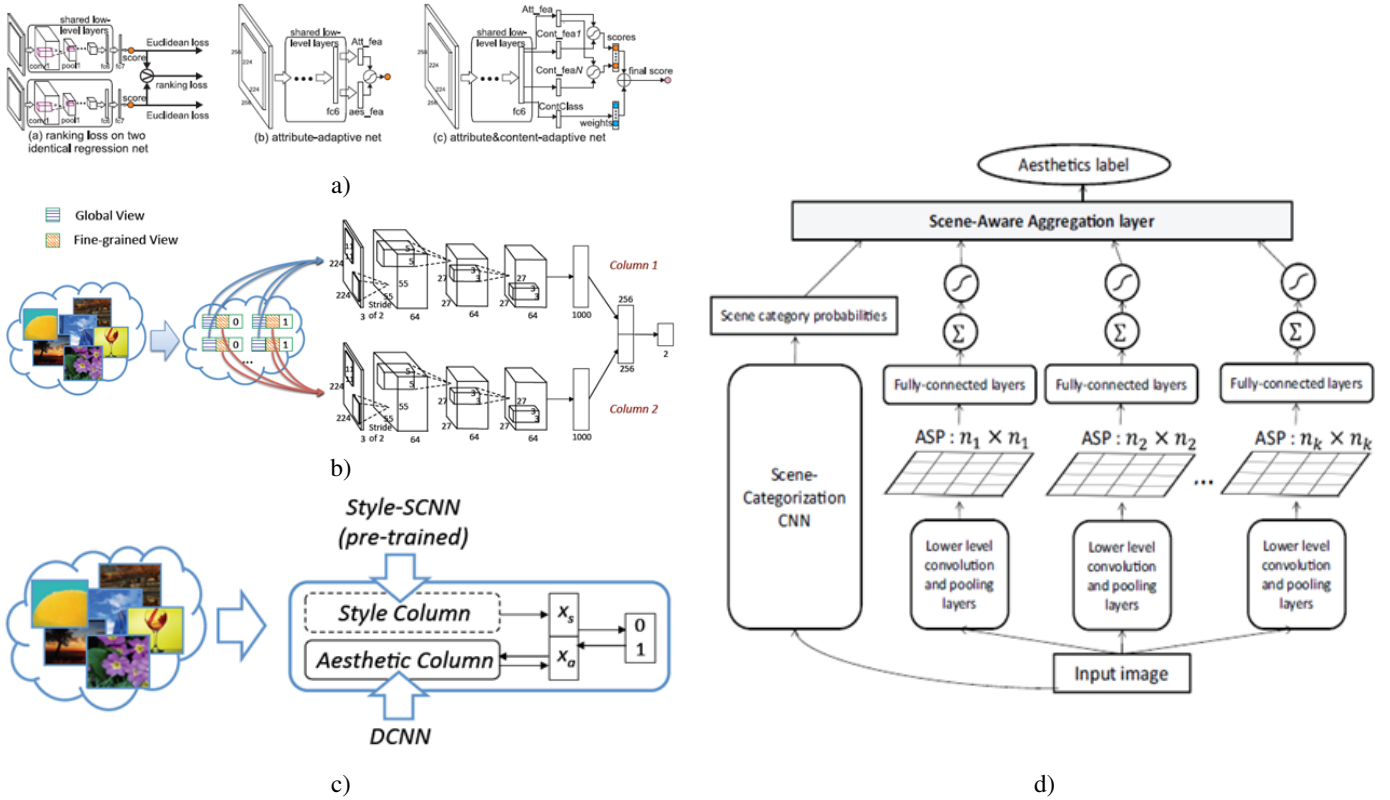


Figure 10: Content-adaptive Deep Learning Methods. a) Architectures of different models proposed by Kong *et al.* [90], b) Double column convolutional neural network model for aesthetic quality assessment proposed by Lu *et al.* [91], c) Regularized double-column convolutional neural network model proposed by Lu *et al.* [91], and d) Scene aware multi-net regression model of Mai *et al.* [92].

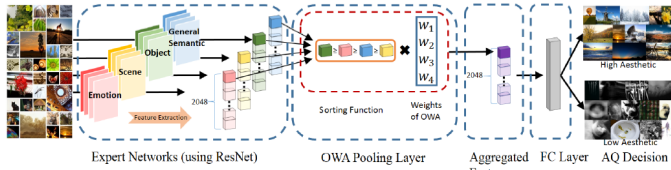


Figure 11: Deep semantic aggregation network proposed by Lu *et al.* [117].

trained on the Emotion6 dataset consisting of 1980 images. This network achieves 78.6% accuracy.

### 3.2 Advanced Deep Methods

#### 3.2.1 Brain-inspired Approaches

A Brain-inspired Deep Neural Network (BDN) has been proposed for image aesthetic assessment [94] and is composed of two parts. The first part is attribute learning via parallel pathways, and the second part is a high-level synthesis network as shown in Figure 12(a). Attribute learning via parallel pathways is a combination of deep neural network streams. Different attributes are learned from input images, including hue, saturation, value, complementary colours, duotones, high dynamic range, image grain, light on white, long exposure, macro, motion blur, negative image, rule of thirds, shallow DOF, silhouettes, soft focus and vanishing point. Hue, saturation, and value are directly computed from the image, whereas the other attributes are learned using parallel deep neural networks as shown in Figure 12(b). This network

predicts a label 0 or 1 and is trained using the AVA dataset. Their high-level synthesis network is a four-layer convolutional neural network. This network predicts the overall aesthetic level of the image. At this stage, the entire network is trained end-to-end using the AVA dataset. Experiments are performed on 12 CPUs (Intel Xeon 2.7 GHz) and a GPU (Nvidia GTX680). Training and fine-tuning take around one day with an accuracy of 76.80%.

#### 3.2.2 Semi-Supervised Approaches

For image aesthetic quality assessment, Liu *et al.* [95] proposed a semi-supervised deep active learning (SDAL) algorithm, which discovers how humans perceive semantically significant regions from many images partially assigned with contaminated tags.

An adaptive fractional dilated convolution is developed [119], which is aspect-ratio-embedded, composition-preserving and parameter-free. The fractional dilated kernel is adaptively constructed according to the image aspect ratios, where the interpolation of the nearest two integers dilated kernels are used to cope with the misalignment of fractional sampling.

A convolutional neural network is used to investigate the relationship between image measures, such as complexity, and human aesthetic evaluation, using dimension reduction methods to visualize both genotype and phenotype space to support the exploration of new territory in a generative system [96]. Convolutional neural networks trained on the artist’s prior aesthetic evaluations are used to suggest new possibilities similar to or between known high-quality genotype-phenotype mappings.

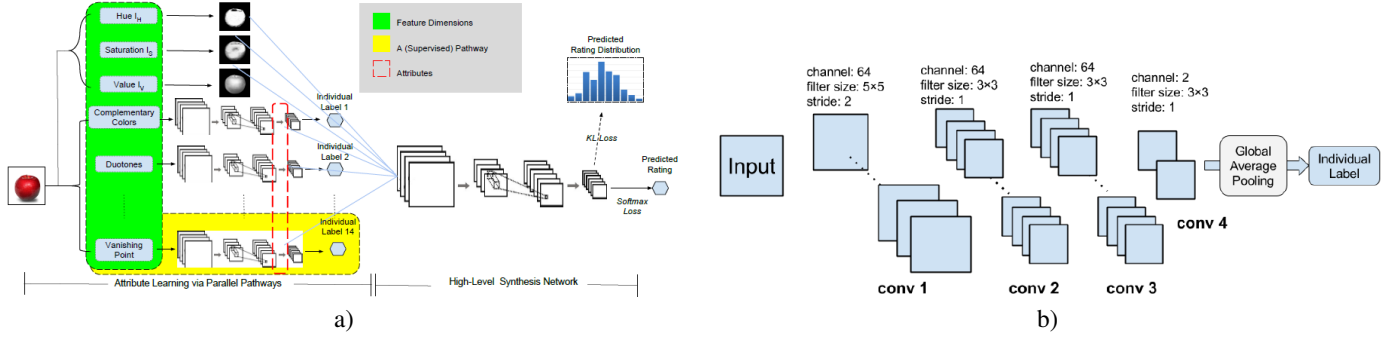


Figure 12: Brain-inspired Approaches of [94]. a) Brain inspired network architecture and b) Attribute learning via parallel pathways.

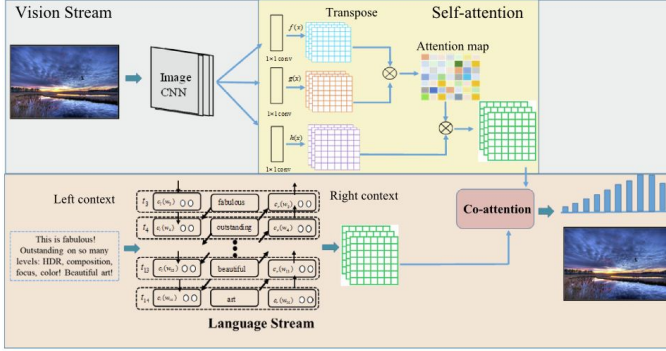


Figure 13: The multimodal self and collaborative attention network by Zhang *et al.* [97].

### 3.2.3 Multimodal Attention-Based Networks

The MSCAN, a multimodal self, and collaborative attention network is proposed for aesthetic prediction task [97] as shown in Figure 13. The self-attention module finds the response at a position by attending to all positions in the images to encode spatial interaction of the visual elements. To model the complex image-textual feature relations, a co-attention module is used to perform textual-guided visual attention and visual-guided textual attention jointly.

## 4 EXPERIMENTAL SETTINGS

To make the survey more comprehensive, we first provide information about the publicly available widely used benchmark datasets and evaluation metrics, followed by the hand-crafted and deep learning comparisons.

### 4.1 Datasets

#### 4.1.1 Photo.net

This dataset [3] is collected from “Photo.net”, a website of photo-sharing community established in 1997. The authors considered originality and aesthetic qualities used for rating photos on this website. Both the qualities are correlated, but originality is considered by the authors to be used for further processing due to its role in aesthetic value. The authors finally obtained 3581 photos for their work. The original dataset contains 20278 images.

#### 4.1.2 Aesthetic Visual Analysis Dataset

Aesthetic Visual Analysis (AVA) dataset [49] is derived from “dpchallenge.com” where the community uploads images to participate in different photographic challenges having titles and descriptions. In this connection, each image is linked with the information of its corresponding challenge that can provide the context of annotations when combined with aesthetic scores or semantic labels.

AVA dataset contains 255,000 images that are associated with 963 challenges. While treating the aesthetic quality as a binary-class classification problem, images having an average aesthetic score value greater than the threshold value  $5 + \sigma$  are labelled as positive. In contrast, those with an average aesthetic score value less than  $5 - \sigma$  are negative. Training and testing sets contain 230,000 and 20,000 images respectively for a hard threshold  $\sigma = 0$ . Another split is also used to account for the top 10% and bottom 10% of the images, thus obtaining 25,000 images in the training set and 25,000 in the testing set.

#### 4.1.3 CUHK

CUHK [120] is a publicly available dataset that contains photos of diversified aesthetic quality where 60,000 images were collected from “dpchallenge.com” each of which is rated by a minimum of 100 users. The images with top 10% average rates are considered good category whereas the bottom 10% average rates are considered bad category and, therefore, are manually examined. Due to the fact that CUHK draws a clear boundary between the classes, it is not a challenging dataset compared to the datasets where the class boundaries are not very clear.

#### 4.1.4 CUHK-PhotoQuality

CUHK-PhotoQuality (CUHK-PQ) dataset [48] is a collection of 17,690 images obtained from multiple online community platforms and university students. The images are aesthetically labelled either as high quality or low quality based on the feedback of independent viewers. The label for each image is decided only if eight reviewers out of ten favours it. CUHK-PQ dataset covers seven distinct categories: animal, plant, night, human, landscape, architecture, and static. The data is randomly partitioned according to 50-50 split to generate training and testing sets where the ratio of positive to negative samples is 1:3.

#### 4.1.5 MIRFLICKR

In the domain of multimedia retrieval, MIRFLICKR dataset [49] is a collection of 1 million images accompanied by textual tags, aesthetic annotations in the form of Flickr’s interestingness, and



EXIF metadata. As opposed to the AVA dataset, the MIRFLICKR dataset has an interestingness flag only that describes the aesthetic preference. Exposure and blur are two aspects associated with 44 visual concepts in the MIRFLICKR dataset. Images in this dataset are categorized in the following categories: neutral illumination, over-exposed, under-exposed, motion blur, no blur, out of focus, and partially blurred.

#### 4.1.6 Aesthetics and Attributes Database

Aesthetics and Attributes Database (AADB) dataset [109] is constructed by downloading 10k images from the Flickr website, where each image is rated by five raters independently. In this way, each image in the dataset is annotated with an aesthetic score and eleven attributes. The training, validation, and testing sets contain (8,500), (500), and (1,000) images, respectively. This dataset is distributed in different categories by the K-means clustering technique, where the value of k is set to ten based on experimental observation.

### 4.2 Evaluation Metrics

The most commonly used evaluation metrics in image aesthetic assessment are summarized in subsections.

#### 4.2.1 Overall Accuracy

Overall accuracy (OA) takes into account True Positive (TP), True Negative (TN), False Positive (FP), and False Negative (FN) samples of a dataset. Accuracy may be misleading in the case of imbalanced data. However, it is a widely used measure to assess the performance of a classification model. It can be expressed mathematically as

$$OA = \frac{(TP + TN)}{(TP + FN + TN + FP)} \times 100 \quad (1)$$

#### 4.2.2 Balanced Accuracy

In the case of an imbalanced dataset, *Balance Accuracy* (BA) can be used to evaluate the performance of a classifier and averaging recall values can calculate it for each class. Balance accuracy is computed as the arithmetic mean of sensitivity and specificity. Mathematically, it can be expressed by Eq. (2).

$$BA = \frac{Sensitivity + Specificity}{2} \quad (2)$$

*Sensitivity* is the true positive rate that computes the correctly predicted positive samples out of total positive samples, whereas *specificity* is the true negative rate that computes the correctly predicted negative samples out of total negative samples. Sensitivity and specificity are given below

$$Sensitivity = \frac{TP}{TP + FN} \quad (3)$$

$$Specificity = \frac{TN}{TN + FP} \quad (4)$$

#### 4.2.3 Precision-recall curve

When the classes are highly imbalanced, the precision-recall curve is beneficial in assessing the performance of a classification model. The precision-recall curve highlights the trade-off between precision and recall for various threshold values. Higher the value of area under the precision-recall curve, higher are the values of

recall and precision where the high precision value indicates a low false-positive rate and high recall value shows a low false-negative rate

$$Precision = \frac{TP}{TP + FP} \quad (5)$$

$$Recall = \frac{TP}{(TP + FN)}, \quad (6)$$

where precision and recall are given in Eq. (5) and (6), respectively. Here, precision refers to the number of true positives over the number of true positives and the number of false positives predicted by the classifier. On the other hand, recall indicates the number of true positives over the total number of positives, including true positives and false negatives in the positive class.

### 4.3 Analysis

This section provides a comparative performance analysis of both hand-crafted and deep learning-based methods. We provide an overview of how the reviewed techniques are different from each other with respect to features utilized, accuracy, dataset size, and classifiers used.

#### 4.3.1 Performance of Hand-Crafted Methods

In this section, we show the analysis of various hand-crafted techniques as follows

- **Basic Feature Methods.** Table 1 presents the accuracy of basic feature methods results for image aesthetic assessment. Depending on the dataset used for testing, the accuracy varies significantly. The maximum accuracy is obtained by [8] for DPChallenge and Flickr datasets. However, recent methods such as [4] and [6] reports less accuracy as the datasets employed are different and the number of images is significantly higher. The basic feature method's popular choice for the classifier is SVM, and the essential feature is colour.
- **Statistical Methods.** A comparison of accuracy, dataset size, classifier, and features extracted for statistical methods is given in Table 2. In multi-level classification, Yang *et al.* [9] achieves the highest accuracy of 84.83% while in bi-level classification Lo *et al.* [12] obtained 86%. Although the authors employed different for each classification level. SVM is mostly employed for classification.
- **Global and Local Features Methods.** The local and global features methods are provided in Table 3 showing the comparison of accuracy, datasets, the number of images, classifiers, year of publication, and attributes extracted. The accuracy for the mentioned methods ranges from 72.7% to 92%. The algorithms utilize different features, datasets, and classifiers for each technique.
- **Content Based Methods.** Table 4 gives the comparison between content-based hand-crafted methods. All the methods are evaluated for bi-level image aesthetic assessment tasks. The number of images employed by content-based is relatively higher than other previously mentioned methods. Most methods use SVM as a classifier while there is no set choice for features and datasets. It can also be observed that the higher the number of images in the dataset lower the accuracy and vice versa.

In summary, a large dataset is not required for hand-crafted methods. These techniques use a few hundred or a few thousand images to train classifiers. Almost 75% of articles discussed in

Table 1: Comparative analysis of handcrafted techniques using basic image features for image aesthetic assessment.

Authors	Year	Features											Classifiers			Dataset					No. of Images	Categorization Task	Accuracy				
		Color	Hue	Saturation	Composition	Richness	Contrast	Brightness	Simplicity	Sharpness	Texture	Depth & Clarity	Tone	SVM	Linear Regression	Sparse Coding	PhotoWeb	DPCChallenge	Flicker	Photo Database				CUHKKQ	CUHK	AVA	Self Collected
Ditta et al. [3]	2006	✓	✓	✓									✓			✓									3581	Bi	71%
Li et al. [7]	2010	✓				✓	✓						✓	✓									✓		510	Multi	72%
Gadde et al. [121]	2011	✓						✓	✓				✓			✓									12k	Bi	79%
Pogacnik et al. [8]	2012	✓			✓					✓			✓			✓	✓								1306	Bi	95%
Lo et al. [2]	2013	✓	✓	✓	✓								✓					✓							9651	Bi	89%
Mavridaki et al. [6]	2015	✓			✓								✓								✓	✓	✓		12k	Bi	77.1%
Redi et al. [4]	2015	✓				✓							✓	✓									✓		250k	Bi	75.7%
Aydin et al. [5]	2015	✓											✓			✓									955	Bi	-

Table 2: Comparative analysis of hand-crafted techniques using texture and FG/BG features for image aesthetic assessment.

Methods	Year	Features										Classifiers		Dataset				Dataset Size	Task	Accuracy			
		Color	Relative FG Position	Visual Weight Ratio	Sentibank	FG/ BG	Spatio-Temporal Binary Patterns	Global Texture/features	Edge Composition	Layout Composition & Color Palette	Salient Regions	SVR	SVM	Internet	Flickr	NHK Video Database	CUHK				Photo.net		
Yang et al. [9]	2015	✓	✓	✓									✓		✓						431	Multi	84.8%
Bhattacharya et al. [10]	2010		✓										✓			✓					632	Bi	87.3%
Bhattacharya et al. [11]	2013				✓	✓	✓									✓					1k	Bi	-
Lo et al. [12]	2012	✓								✓	✓		✓				✓					Bi	86.0%
Wang et al. [13]	2010					✓				✓	✓		✓				✓				3161	Bi	83.7%

Table 3: Comparative analysis of hand-crafted techniques using local and global features for Bi-level image aesthetic assessment categorization task.

Authors	Year	Features						Classifiers						Dataset	No. of Images	Accuracy		
		SIFT	GIST	SDAM	DCT	Wavelet	SURF	BN	SVR	KNN	Bayesian	SVM	KLD				ANN	
Gao et al. [14]	2015	✓	✓					✓	✓							Proprietary	2222	72.7%
Yin et al. [16]	2012		✓	✓						✓	✓				Flicker	10200	73%	
Saad et al. [15]	2012				✓						✓				Live	799	91%	
Wang et al. [17]	2005					✓						✓			Live	489	92%	
Riaz et al. [18]	2012					✓	✓						✓		Photo.net	250	83%	

this survey utilized an SVM classifier to classify images into high and low aesthetic levels, and around 15% used support vector regression. Here, the regression provides a continuous score on which threshold is applied for classification into different aesthetic levels. Hand-tuned approaches mainly rely on low-level features and do not consider semantic information of images, providing a minimal scoped aesthetic rating.

4.3.2 Performance of Deep Learning Methods

This section presents the comparative analysis of deep learning approaches in terms of layers, learning models, datasets, number of images per dataset, classification level, and accuracy. Table 5 shows the comparison of various deep learning techniques for image aesthetic assessment. Deep learning techniques provide better accuracy than hand-crafted techniques, focusing on the broader picture, including low-level and high-level features. The deep convolutional neural networks require considerable data for training. As the Table depicts, the datasets are more significant than those used in hand-crafted techniques. The depth of the network i.e. the number of layers for each method is also represented in Table 5. Moreover, the accuracy may not be directly

proportional to the depth of the network. One should also note that deep learning techniques require more computational resources and time for training and deployment.

5 LIMITATION AND CHALLENGES

We here list some of the limitations and challenges in the following paragraphs.

- **Lack of Dataset:** The algorithms are trained on various datasets; hence, there is no accurate way to determine the actual performance comparison. The best approach is to fix the dataset for training and evaluation.
- **Open Source Algorithms:** In image aesthetics, most of the algorithms and networks are not open source. The open-source codes are essential for future development and improvement.
- **Lack of Benchmark:** The image aesthetics lack a benchmark dataset to evaluate the algorithms, where each one reports the accuracy on the dataset of their choice. A standard benchmark will help accurately record algorithms’ progress in image aesthetics.

Table 4: Comparative analysis of hand-crafted techniques using content based features for Bi-level image aesthetic assessment categorization task.

Authors	Year	Features					Classifiers			Dataset						No. of Images	Accuracy	
		Bag-of-Words	Fish Vector	Dark Channel	SCL	Bag-of-Aesthetics	Global Features	SVM	AdaBoost	GMM	DPChallenge	Photo.net	CHUK	CUHKPQ	AVA			Flicker
Nishiyama <i>et al.</i> [19]	2012	✓					✓			✓							124664	77.6%
Marchesotti <i>et al.</i> [20]	2011	✓	✓				✓				✓	✓					15581	78.0%
Tang <i>et al.</i> [21]	2013			✓			✓					✓					17673	83.0%
Zhang <i>et al.</i> [22]	2014				✓			✓			✓	✓		✓			40581	85.5%
Su <i>et al.</i> [23]	2011					✓		✓			✓				✓		3k	92.1%
Sun <i>et al.</i> [24]	2015					✓		✓							✓		-	-

Table 5: Comparative analysis of deep learning techniques for image aesthetic assessment.

Authors	Year	Layers			Models	Dataset								No. of Images	Classification Level			Accuracy			
		Convolutional	Pooling	Fully Connected		Learning Model & Backbone	Dattra	Photo.net	ATA	Places205	GoogleLeNet	AVA	CUHKPQ		CHUK	LIVE-IQ	Lomas		Bitlevel	Multilevel	High-Low
Lu <i>et al.</i> [91]	2014	6	6	3													255k	✓			71.20%
Zhou <i>et al.</i> [100]	2015	2	2	1		✓											29k	✓			82.10%
Kao <i>et al.</i> [102]	2016	5	3	1			✓	✓									275k	✓			79.08%
Mai <i>et al.</i> [92]	2016	12	5	3					✓	✓							255k	✓			77.10%
Wang <i>et al.</i> [93]	2016	5	5	3						✓	✓						273k		✓		91.93%
Liu <i>et al.</i> [95]	2018				Semi-Supervised & Active Learning	✓				✓		✓	✓				12k, 3581 & 250k, 779	✓			94.65%
Fu <i>et al.</i> [101]	2018				Different deep & Learning models					✓							250k		✓		90.01%
Li <i>et al.</i> [87]	2019				DenseNet121					✓							250k	✓			81.50%
Chen <i>et al.</i> [119]	2020				ResNet-50					✓							250k	✓			83.24%
Li <i>et al.</i> [89]	2020				Siamese Network					✓							250k	✓			83.70%
McCormack & Lomas <i>et al.</i> [96]	2021				ResNet-50									✓			1774		✓		97.00%
Zhang <i>et al.</i> [97]	2021				InceptionNet					✓							250k	✓			86.66%

- **Parameters Comparison:** The methods in image aesthetics lack comparison on the number of parameters that are critical for many real-time computer vision applications. Unfortunately, existing models only focus on performance without giving any information about the number of parameters and efficiency, which may not be a true representation in the accuracy. Hence, attempts should be made for efficient models for deployment on real-time devices.
- **Generalization:** is a challenging task, and many proposed models only work well on the suggested settings. The mentioned models perform better in one scenario due to their design for that specific task and fail in other settings. Further, the data can influence the generalization as well as robustness; thus, a significant step is to generalize these algorithms on more generalized tasks.

## 6 CONCLUSION

Images may be degraded due to compression artifacts, illumination or lighting issues, pose or camera angle, sensor problems, background clutter, and other imperfections. Image quality assessment can quantify such degradations, which can then be analyzed for corrections. With the rapid use of digital photographs in almost every field of life like medical, communication, safety, security, entertainment, sports *etc.*, image quality assessment becomes a

basic needed functionality. This paper provides a detailed review of image aesthetic assessment techniques available in the literature, along with their strengths and shortcomings. The accuracy, dataset size, classifier selection, and the choice of deep learning models used for each technique are also presented. Our paper also provides an insight for future research to compare the performance of different image aesthetic assessment algorithms.

## REFERENCES

- [1] S. Kong, X. Shen, Z. Lin, R. Mech, and C. Fowlkes, "Photo aesthetics ranking network with attributes and content adaptation," in *European Conference on Computer Vision*, pp. 662–679, Springer, 2016.
- [2] K.-Y. Lo, K.-H. Liu, and C.-S. Chen, "Intelligent photographing interface with on-device aesthetic quality assessment," in *Asian Conference on Computer Vision*, 2012.
- [3] R. Datta, D. Joshi, J. Li, and J. Z. Wang, "Studying aesthetics in photographic images using a computational approach," in *ECCV'06 Proceedings of the 9th European Conference on Computer Vision*, 2006.
- [4] M. Redi, N. Rasiwasia, G. Aggarwal, and A. Jaimes, "The beauty of capturing faces: Rating the quality of digital portraits," in *2015 11th IEEE International Conference and Workshops on Automatic Face and Gesture Recognition (FG)*, vol. 1, 2015.
- [5] T. O. Aydin, A. Smolic, and M. Gross, "Automated aesthetic analysis of photographic images," *IEEE Transactions on Visualization and Computer Graphics*, vol. 21, no. 14777775, pp. 31–42, 2015.
- [6] E. Mavridaki and V. Mezaris, "A comprehensive aesthetic quality assessment method for natural images using basic rules of photography," in *IEEE International Conference on Image Processing*, 2015.



- [7] C. Li, A. C. Loui, and T. Chen, "Towards aesthetics: a photo quality assessment and photo selection system," in *MM'10 Proceedings of the 18th ACM International Conference on Multimedia*, 2010.
- [8] D. Pogacnik, R. Ravnik, N. Bovcon, and F. Solina, "Evaluating photo aesthetic using machine learning," in *Slovenian KDD Conference on Data Mining and Data Warehouses (SiKDD) 2012*, 2012.
- [9] W. Yang, Q. Tao, and H. Wu, "Figure and landscape photo quality assessment based on visual aesthetics," *Journal of Information and Computational Science*, vol. 1, no. 1, pp. 2477–2486, 2015.
- [10] S. Bhattacharya, R. Sukthakar, and M. Shah, "A framework for photo-quality assessment and enhancement based on visual aesthetics," in *MM '10 Proceedings of the 18th ACM international conference on Multimedia*, pp. 271–280, 2010.
- [11] S. Bhattacharya, B. Nojavansghari, T. Chen, D. Liu, S.-F. Chang, and M. Shah, "Towards a comprehensive computational model for aesthetic assessment of videos," in *MM'13 Proceedings of the 21st International Conference on Multimedia*, pp. 361–364, 2013.
- [12] K. Lo, K. Liu, and C. Chen, "Assessment of photo aesthetics with efficiency," in *International Conference on Pattern Recognition*, 2012.
- [13] L.-K. Wang and K.-L. Low, "Saliency-enhanced image aesthetics class prediction," in *IEEE Int. Conference on Image Processing*, 2010.
- [14] Z. Gao, S. Wang, and Q. Ji, "Multiple aesthetic attribute assessment by exploiting relations among aesthetic attributes," in *ACM on International Conference on Multimedia Retrieval*, 2015.
- [15] M. A. Saad, A. C. Bovik, and C. Charrier, "Blind image quality assessment: a natural scene statistics approach in the dct domain," in *Transactions on Image Processing*, 2012.
- [16] W. Yin, T. Mei, and C. W. Chen, "Assessing photo quality with geo-context and crowd sourced photos," in *Proceedings of VCIP*, 2012.
- [17] Z. Wang and E. P. Simoncelli, "Reduced-reference image quality assessment using a wavelet-domain natural image statistic model," in *Proceedings of SPIE - The International Society for Optical Engineering*, vol. 5666, pp. 149–159, 2005.
- [18] S. Riaz, K. H. Lee, and S.-W. Lee, "Aesthetic score assessment based on generic features in digital photography," in *AUN/SEED-Net Regional Conf. on Inf. and Communication Technology*, pp. 76–79, 2012.
- [19] M. Nishiyama, T. Okabe, I. Sato, and Y. Sato, "Aesthetic quality classification of photographs based on color harmony," in *IEEE Conference on Computer Vision and Pattern Recognition*, 2011.
- [20] L. Marchesotti, F. Perronnin, D. Larlus, and G. Csurka, "Assessing the aesthetic quality of photographs using generic image descriptors," in *International Conference on Computer Vision*, 2011.
- [21] X. Tang, W. Luo, and X. Wang, "Content-based photo quality assessment," *IEEE Trans. on Multimedia*, vol. 15, pp. 1930–1943, 2013.
- [22] L. Zhang, Y. Gao, V. Zhang, Q. Tian, and R. Zimmermann, "Perception-guided multimodel feature fusion for photo aesthetic assessment," in *MM'14 Proceedings of 22nd ACM International Conference on Multimedia*, pp. 237–246, 2014.
- [23] H.-H. Su, T.-W. Chen, C.-C. Kao, W. H. Hsu, and S.-Y. Chien, "Scenic photo quality assessment with bag of aesthetics-preserving features," in *MM'11 Proceedings of the 19th ACM International Conference on Multimedia*, pp. 1213–1216, 2011.
- [24] R. Sun, Z. Lian, Y. Tang, and J. Xiao, "Aesthetic visual quality evaluation of chinese handwritings," in *International Joint Conference on Artificial Intelligence*, pp. 2510–2516, 2015.
- [25] Y. Ke, X. Tang, and F. Jing, "The design of high-level features for photo quality assessment," in *IEEE Computer Society Conference on Computer Vision and Pattern Recognition*, 2006.
- [26] M. Uzair, A. Mahmood, A. Mian, and C. McDonald, "Periocular region-based person identification in the visible, infrared and hyperspectral imagery," *Neurocomputing*, vol. 149, pp. 854–867, 2015.
- [27] A. Chatterjee and O. Vartanian, "Neuroscience of aesthetics," *Annals of the New York Academy of Sciences*, vol. 1369, pp. 172–194, 2016.
- [28] Y. Deng, C. C. Loy, and X. Tang, "Image aesthetic assessment: An experimental survey," *IEEE Signal Processing Magazine*, vol. 34, no. 4, pp. 80–106, 2017.
- [29] L. Barrett, B. Masquita, K. Ochsner, and J. Gross, "The experience of emotion," *Annual Review of Psychology*, vol. 58, pp. 373–403, 2007.
- [30] H. Maitre, "A review of image quality assessment methods with application to computational photography," in *SPIE Proceedings of Multispectral Image Processing and Analysis*, vol. 9811, 2015.
- [31] A. Joy and S. K., "Aesthetic quality classification of photographs: A literature survey," *International Journal of Computer Applications*, vol. 108, no. 15, 2014.
- [32] Marchesotti, L., Murray, N., and Perronnin, "Discovering beautiful attributes for aesthetic image analysis," *International Journal of Computer Vision*, vol. 1, no. 21, 2014.
- [33] X. Lu, Z. Lin, X. Shen, R. Mech, and J. Z. Wang, "Deep multi-patch aggregation network for image style, aesthetics and quality estimation," in *IEEE International Conference on Computer Vision (ICCV)*, pp. 990–998, 2015.
- [34] R. Datta, J. Li, and J. Z. Wang, "Algorithmic inferring of aesthetics and emotion in natural images: An exposition," in *15th IEEE International Conference on Image Processing*, 2008.
- [35] Y. Deng, C. C. Loy, and X. Tang, "Image aesthetic assessment: An experimental survey," *IEEE Signal Processing Magazine*, vol. 34, no. 4, pp. 80–106, 2017.
- [36] A. Mahmood, M. Uzair, and S. Al-Maadeed, "Multi-order statistical descriptors for real-time face recognition and object classification," *IEEE Access*, vol. 6, pp. 12993–13004, 2018.
- [37] H. Ullah, M. Uzair, A. Mahmood, M. Ullah, S. D. Khan, and F. A. Cheikh, "Internal emotion classification using eeg signal with sparse discriminative ensemble," *IEEE Access*, vol. 7, pp. 40144–40153, 2019.
- [38] J. Yan, S. Lin, S. Bing Kang, and X. Tang, "Learning the change for automatic image cropping," in *Proceedings of the IEEE conference on computer vision and pattern recognition*, pp. 971–978, 2013.
- [39] M. Uzair, A. Mahmood, and A. Mian, "Hyperspectral face recognition with spatio-spectral information fusion and pls regression," *IEEE Transactions on Image Processing*, 2015.
- [40] M. Ullah, H. Ullah, S. D. Khan, and F. A. Cheikh, "Stacked lstm network for human activity recognition using smartphone data," in *2019 8th European Workshop on Visual Information Processing (EUVIP)*, pp. 175–180, IEEE, 2019.
- [41] T.-F. Lee, P.-J. Chao, H.-M. Ting, L. Chang, Y.-J. Huang, J.-M. Wu, H.-Y. Wang, M.-F. Horng, C.-M. Chang, J.-H. Lan, Y.-Y. Huang, F.-M. Fang, and S. W. Leung, "Using multivariate regression model with least absolute shrinkage and selection operator (lasso) to predict the incidence of xerostomia after intensity-modulated radiotherapy for head and neck cancer," *PLoS One Journal*, vol. 9, 2014.
- [42] S. D. Khan, H. Ullah, M. Uzair, M. Ullah, R. Ullah, and F. A. Cheikh, "Disam: Density independent and scale aware model for crowd counting and localization," in *2019 IEEE International Conference on Image Processing (ICIP)*, pp. 4474–4478, IEEE, 2019.
- [43] "Dpchallenge." <https://www.dpchallenge.com/>. [Online; accessed 09-Jan-2018].
- [44] J. H. Elder and S. W. Zucker, "Local scale control for edge detection and blur estimation," *IEEE Transactions on pattern analysis and machine intelligence*, vol. 20, no. 7, pp. 699–716, 1998.
- [45] H. Bay, A. Ess, and L. V. Gool, "Speeded-up robust features (surf)," *Journal of Computer Vision and Image Understanding*, vol. 110, no. 3, pp. 346–359, 2008.
- [46] F. J. Bianchi, C. Booi, and T. Tschardt, "Sustainable pest regulation in agricultural landscapes: a review on landscape composition, biodiversity and natural pest control," *Proceedings of the Royal Society B: Biological Sciences*, vol. 273, no. 1595, pp. 1715–1727, 2006.
- [47] L. Mai, H. Le, Y. Niu, and F. Liu, "Rule of thirds detection from photographs," in *IEEE International Symposium on Multimedia*, 2011.
- [48] W. Luo, X. Wang, and X. Tang, "Content-based photo quality assessment," in *International Conference on Computer Vision*, pp. 2206–2213, IEEE, 2011.
- [49] N. Murray, L. Marchesotti, and F. Perronnin, "Ava: A large-scale database for aesthetic visual analysis," in *2012 IEEE Conference on Computer Vision and Pattern Recognition*, pp. 2408–2415, IEEE, 2012.
- [50] F. A-Osaimai, M. Bennamoun, and A. Mian, "Illumination normalization for color face images," *International Symposium on Visual Computing ISVC*, pp. 99–101, 2006.
- [51] D. Basak, S. Pal, and D. C. Patranabis, "Support vector regression," *Journal of Neural Information Processing*, vol. 11, no. 10, 2007.
- [52] T. Rattenbury, N. Good, and M. Naaman, "Towards automatic extraction of event and place semantics from flickr tags," in *Proceedings of the 30th annual international ACM SIGIR conference on Research and development in information retrieval*, pp. 103–110, ACM, 2007.
- [53] D. Borth, T. Chen, R. Ji, and S.-F. Chang, "Sentibank: large-scale ontology and classifiers for detecting sentiment and emotions in visual content," in *Proceedings of the 21st ACM international conference on multimedia*, pp. 459–460, 2013.
- [54] M. Ullah, H. Ullah, and F. A. Cheikh, "Single shot appearance model (ssam) for multi-target tracking," *Electronic Imaging*, vol. 2019, no. 7, pp. 466–1, 2019.
- [55] H. Ullah, I. U. Islam, M. Ullah, M. Afaq, S. D. Khan, and J. Iqbal, "Multi-feature-based crowd video modeling for visual event detection," *Multimedia Systems*, pp. 1–9, 2020.
- [56] H. Ullah, A. B. Altamimi, M. Uzair, and M. Ullah, "Anomalous entities detection and localization in pedestrian flows," *Neurocomputing*, vol. 290, pp. 74–86, 2018.

- [57] H. Ullah, M. Uzair, M. Ullah, A. Khan, A. Ahmad, and W. Khan, "Density independent hydrodynamics model for crowd coherency detection," *Neurocomputing*, vol. 242, pp. 28–39, 2017.
- [58] H. Ullah, M. Ullah, and M. Uzair, "A hybrid social influence model for pedestrian motion segmentation," *Neural Computing and Applications*, vol. 31, no. 11, pp. 7317–7333, 2019.
- [59] G. Ye, D. Liu, I.-H. Jhou, and S.-F. Chang, "Robust late fusion with rank minimization," in *IEEE Conference on Computer Vision and Pattern Recognition (CVPR)*, 2012.
- [60] S. Bhattacharya, B. Nojavanasghari, T. Chen, D. Liu, S.-F. Chang, and M. Shah, "Towards a comprehensive computational model for aesthetic assessment of videos," in *Proceedings of the 21st ACM international conference on Multimedia*, pp. 361–364, ACM, 2013.
- [61] M. Uzair, R. Brinkworth, and A. Finn, "Bio-inspired video enhancement for small moving target detection," *IEEE Transactions on Image Processing*, vol. 30, pp. 1232–1244, 2021.
- [62] L. Itti, C. Koch, and E. Niebur, "A model of saliency-based visual attention for rapid scene analysis," *IEEE Trans. on Pattern Analysis and Machine Intelligence*, vol. 20, no. 11, pp. 1254–1259, 1998.
- [63] T.-T. Ng, S.-F. Chang, J. Hsu, and M. Pepeljugoski, "Columbia photographic images and photorealistic computer graphics dataset," *Columbia University, ADVENT Technical Report*, pp. 205–204, 2005.
- [64] D. Lowe, "Object recognitions using local scale-invariant features," in *IEEE International Conference on Computer Vision*, 1999.
- [65] M. Douze, H. Jegou, H. Sandhawalia, L. Amsaleg, and C. Schmid, "Evaluation of gist descriptors for web-scale image search," in *ACM International Conference on Image and Video Retrieval*, 2009.
- [66] N. Dalal and B. Triggs, "Histograms of oriented gradients for human detection," in *IEEE Computer Vision and Pattern Recognition*, 2005.
- [67] A. Khosla, A. S. Raju, A. Torralba, and A. Oliva, "Understanding and predicting image memorability at a large scale," in *IEEE International Conference on Computer Vision*, pp. 2390–2398, 2015.
- [68] N. Ahmed, T. Natarajan, and K. R. Rao, "Discrete cosine transform," *IEEE Transactions on Computers*, vol. 23, pp. 90–93, 1974.
- [69] M. Uzair, A. Mahmood, and A. S. Mian, "Hyperspectral face recognition using 3d-dct and partial least squares," in *British Machine Vision Conference (BMVC)*, vol. 1, p. 10, 2013.
- [70] D. D. Lewis, "Naive (bayes) at forty: The independence assumption in information retrieval," in *European conference on machine learning*, pp. 4–15, Springer, 1998.
- [71] L. Zhang and H. Li, "Sr-sim: A fast and high performance iqa index based on spectral residual," in *IEEE international conference on image processing*, pp. 1473–1476, 2012.
- [72] M. Uzair and A. Mian, "Blind domain adaptation with augmented extreme learning machine features," *IEEE Transactions on Cybernetics*, vol. 47, no. 3, pp. 651–660, 2017.
- [73] M. Uzair, F. Shafait, B. Ghanem, and A. Mian, "Representation learning with deep extreme learning machines for efficient image set classification," *Neural Computing and Applications*, vol. 30, no. 4, pp. 1211–1223, 2018.
- [74] Y. Lifang, Q. Sijun, and Z. Huan, "Feature selection algorithm for hierarchical text classification using kullback-leibler divergence," in *IEEE Int. Conf. on Cloud Computing and Big Data Analysis*, 2017.
- [75] R. Schade, "Moon and spencer and the small universe," *Evolution Journal*, vol. 2, no. 2, pp. 20–22, 1981.
- [76] R. Iordache, A. Beghdadi, and P. V. de Lesegno, "Pyramidal perceptual filtering using moon and spencer contrast," in *Proceedings of International Conference on Image Processing*, 2001.
- [77] K. Liu and J. Yang, "Recognition of people reoccurrences using bag-of-features representation and support vector machine," in *Chinese Conference on Pattern Recognition*, 2009.
- [78] J. Sanchez, F. Perronnin, T. Mensink, and J. Verbeek, "Image classification with the fisher vector: Theory and practice," *International Journal of Computer Vision*, 2013.
- [79] A. Faheema and S. Rakshit, "Feature selection using bag-of-visual-words representation," in *IEEE 2nd International Conference on Advanced Computing Conference (IACC)*, 2010.
- [80] G. J. McLachlan and T. Krishnan, *The EM algorithm and extensions*, vol. 382. John Wiley & Sons, 2007.
- [81] J. Lewis, "Creation by refinement: a creativity paradigm for gradient descent learning networks," in *Int. Conf. on Neural Networks*, 1988.
- [82] Takefuji, "Parallel distributed gradient descent and ascent methods," in *International Joint Conference on Neural Networks (IJCNN)*, 1989.
- [83] R. Sun, Z. Lian, Y. Tang, and J. Xiao, "Aesthetic visual quality evaluation of chinese handwritings," in *International Joint Conference on Artificial Intelligence*, 2015.
- [84] R. Datta, D. Joshi, J. Li, and J. Z. Wang, "Studying aesthetics in photographic images using a computational approach," in *European conference on computer vision*, pp. 288–301, Springer, 2006.
- [85] J. Xiang and G. Zhu, "Joint face detection and facial expression recognition with mtcnn," in *International Conference on Information Science and Control Engineering*, pp. 424–427, 2017.
- [86] Y. Kao, K. Huang, and S. Maybank, "Hierarchical aesthetic quality assessment using deep convolutional neural networks," *Image Communication Journal*, vol. 47, pp. 500–510, 2016.
- [87] L. Li, H. Zhu, S. Zhao, G. Ding, H. Jiang, and A. Tan, "Personality driven multi-task learning for image aesthetic assessment," in *International Conference on Multimedia and Expo*, pp. 430–435, 2019.
- [88] S. Bianco, L. Celona, P. Napolitano, and R. Schettini, "Predicting image aesthetics with deep learning," in *International Conference Advanced Concepts for Intelligent Vision Systems*, pp. 117–125, 2016.
- [89] L. Li, H. Zhu, S. Zhao, G. Ding, and W. Lin, "Personality-assisted multi-task learning for generic and personalized image aesthetics assessment," *IEEE Transactions on Image Processing*, vol. 29, pp. 3898–3910, 2020.
- [90] S. Kong, X. Shen, Z. Lin, R. Mech, and C. Fowlkes, "Photo aesthetics-ranking network with attributes and content adaptation," in *European Conference on Computer Vision*, 2016.
- [91] X. Lu, Z. Lin, H. Jin, J. Yang, and J. Z. Wang, "Rating image aesthetics using deep learning," *IEEE Transactions on Multimedia*, vol. 17, no. 11, pp. 2011–2034, 2014.
- [92] L. Mai, H. Jin, and F. Liu, "Composition-preserving photo aesthetics assessment," in *IEEE Conference on Computer Vision and Pattern Recognition (CVPR)*, 2016.
- [93] Y. Wang, Y. Li, and F. Porikli, "Fine-tuning convolutional neural networks for visual aesthetics," in *2016 23rd International Conference on Pattern Recognition (ICPR)*, 2016.
- [94] Z. Wang, F. Dolcos, D. Beck, S. Chang, and T. S. Huang, "Brain-inspired deep networks for image aesthetics assessment," *CoRR*, vol. abs/1601.04155, 2016.
- [95] Z. Liu, Z. Wang, Y. Yao, L. Zhang, and L. Shao, "Deep active learning with contaminated tags for image aesthetics assessment," *IEEE Transactions on Image Processing*, 2018.
- [96] J. McCormack and A. Lomas, "Deep learning of individual aesthetics," *Neural Computing and Applications*, vol. 33, no. 1, pp. 3–17, 2021.
- [97] X. Zhang, X. Gao, L. He, and W. Lu, "Mscan: Multimodal self-and-collaborative attention network for image aesthetic prediction tasks," *Neurocomputing*, vol. 430, pp. 14–23, 2021.
- [98] S. D. Khan, H. Ullah, M. Ullah, F. A. Cheikh, and A. Beghdadi, "Dimension invariant model for human head detection," in *2019 8th European Workshop on Visual Information Processing (EUVIP)*, pp. 99–104, IEEE, 2019.
- [99] S. D. Khan, H. Ullah, M. Ullah, N. Conci, F. A. Cheikh, and A. Beghdadi, "Person head detection based deep model for people counting in sports videos," in *IEEE International Conference on Advanced Video and Signal Based Surveillance*, pp. 1–8, 2019.
- [100] Y. Zhou, G. Li, and Y. Tan, "Computational aesthetics of photo quality assessment and classification based on artificial neural network with deep learning methods," *Int. Journal of Signal Processing, Image Processing and Pattern Recognition*, vol. 8, no. 1, pp. 173–282, 2015.
- [101] X. Fu, J. Yan, and C. Fan, "Image aesthetics assessment using composite features from off-the-shelf deep models," in *IEEE International Conference on Image Processing*, pp. 3528–3532, 2018.
- [102] Y. Kao, R. He, and K. Huang, "Deep aesthetic quality assessment with semantic information," *IEEE Transactions on Image Processing*, vol. 26, no. 3, pp. 1482–1495, 2017.
- [103] A. Giusti, D. C. Ciresan, J. Masci, L. M. Gambardella, and J. Schmidhuber, "Fast image scanning with deep max-pooling convolutional neural networks," in *IEEE Int. Conference on Image Processing*, 2013.
- [104] M. Yang, B. Li, H. Fan, and Y. Jiang, "Randomized spatial pooling in deep convolutional neural networks for scene recognition," in *IEEE International Conference on Image Processing (ICIP)*, 2015.
- [105] L. Liu, C. Shen, and A. van den Hengel, "The treasure beneath convolutional layers: Cross-convolutional-layer pooling for image classification," in *IEEE Conference on Computer Vision and Pattern Recognition (CVPR)*, 2015.
- [106] Y. Jia, E. Shelhamer, J. Donahue, S. Karayev, J. Long, R. Girshick, S. Guadarrama, and T. Darrell, "Caffe: Convolutional architecture for fast feature embedding," in *IEEE Conference on Computer Vision and Pattern Recognition (CVPR)*, 2014.
- [107] J. Wang, Y. Li, Z. Miao, Y. Yu, and G. Tao, "Euclidean output layer for discriminative feature extraction," in *2nd International Conference on Image, Vision and Computing (ICIVC)*, 2017.
- [108] S. Tao, T. Zhang, J. Yang, X. Wang, and W. Lu, "Bearing fault diagnosis method based on stacked autoencoder and softmax regression," in *34th Chinese Control Conference (CCC)*, 2015.

- [109] S. Kong, X. Shen, Z. Lin, R. Mech, and C. Fowlkes, "Photo aesthetics ranking network with attributes and content adaptation," in *European Conference on Computer Vision*, pp. 662–679, Springer, 2016.
- [110] A. Krizhevsky, T. Sutskever, and G. E. Hinton, "Imagenet classification with deep convolutional neural networks," in *Proceedings of Int. Conf. on Neural Information Processing Systems*, pp. 1097–1105, 2012.
- [111] I. Melekhov, J. Kannala, and E. Rahtu, "Siamese network features for image matching," in *23rd International Conference on Pattern Recognition (ICPR)*, 2016.
- [112] Y. Qi, Y.-Z. Song, H. Zhang, and J. Liu, "Sketch-based image retrieval via siamese convolutional neural network," in *IEEE International Conference on Image Processing (ICIP)*, 2016.
- [113] C. Gao, Y. Du, J. Liu, L. Yang, and D. Meng, "A new dataset and evaluation for infrared action recognition," in *CCF Chinese Conference on Computer Vision*, pp. 302–312, Springer, 2015.
- [114] H. Ullah, S. D. Khan, M. Ullah, F. A. Cheikh, and M. Uzair, "Two stream model for crowd video classification," in *European Workshop on Visual Information Processing*, pp. 93–98, 2019.
- [115] L. Wang, S. Guo, W. Huang, and Y. Qiao, "Places205-vggnet models for scene recognition," *arXiv preprint arXiv:1508.01667*, 2015.
- [116] N. Léonard, S. Waghmare, Y. Wang, and J.-H. Kim, "rnn: Recurrent library for torch," *arXiv preprint arXiv:1511.07889*, 2015.
- [117] K.-H. Lu, K.-Y. Chang, and C.-S. Chen, "Image aesthetic assessment via deep semantic aggregation," in *IEEE Global Conference on Signal and Information Processing*, 2016.
- [118] B. Zhou, A. Lapedriza, A. Khosla, A. Oliva, and A. Torralba, "Places: A 10 million image database for scene recognition," *IEEE transactions on pattern analysis and machine intelligence*, vol. 40, no. 6, pp. 1452–1464, 2017.
- [119] Q. Chen, W. Zhang, N. Zhou, P. Lei, Y. Xu, Y. Zheng, and J. Fan, "Adaptive fractional dilated convolution network for image aesthetics assessment," in *Proceedings of the IEEE/CVF Conference on Computer Vision and Pattern Recognition*, pp. 14114–14123, 2020.
- [120] L. Marchesotti, F. Perronnin, D. Larlus, and G. Csurka, "Assessing the aesthetic quality of photographs using generic image descriptors," in *2011 international conference on computer vision*, pp. 1784–1791, IEEE, 2011.
- [121] R. Gadde and K. Karlapalem, "Aesthetic guideline driven photography by robots," in *Proceedings of the International Joint Conference on Artificial Intelligence*, 2011.