

# Pedagogical Justifications That Zero Factorial Equals One

Munir Mahmood, Ph.D, Mathematics and Statistics Education Australia, Melbourne, Victoria, Australia  
Lori L. Murray, Assistant Professor, King's University College, Western University, London, Canada  
Ricardas Zitikis, Associate Professor, Western University, London, Canada  
Ibtihal Mahmood, Ph.D Candidate, University of Melbourne, Victoria, Australia

## Abstract

Zero factorial, defined to be one, is often counterintuitive to students but nonetheless an interesting concept to convey in a classroom environment. The challenge is to delineate the concept in a simple and effective way. This article reveals and makes contribution to much simpler justifications on the notion of zero factorial to be one when compared to previous studies in the area. We note that the connection of zero factorial to the definition of the gamma function provides a first-hand conceptual understanding of the concept of zero factorial. But for the purpose of teaching, it is not particularly helpful from the pedagogical point of view in early years of study, as it is quite challenging to explain the rationale behind the origin of the definite integral that defines the gamma function. In this regard two algebraic and one statistical justification are presented. The “squeeze theorem” plays a pivotal role in this article. To assess the effectiveness of the justifications pedagogically, an online survey was conducted at a Canadian university.

*Keywords:* factorial, bound, limit, squeeze theorem

## 1. Introduction

Quite often in introductory statistics and calculus courses we emphasize learning concepts by means of repetition and ample practice problems. Sometimes, we simply provide students with “cheat sheets”. While such practices are widely accepted and unavoidable, when time and class-size permit, some elements of “mathematical fun” may be introduced to internalize those concepts (Taylor 2019). This facilitates recovery of the concepts if students happen to forget their exact formulations. Another tool to facilitate internalization of concepts is to make them easier to remember by building a learning process by associating what needs to be learned with what has already been learned. For this task, the development of curricula plays a decisive role. In this regard, Chen and Zitikis (2017, 2020) have explored the effects of learning a subject due to prior subjects learned, based on real data and in-depth statistical analyses.

In this article we concentrate on a specific problem facing teachers in introductory statistics and calculus courses. Namely, we present three intuitive pedagogical justifications – all relying on the squeeze theorem – of why zero factorial (i.e.,  $0!$ ) is equal to 1, and not to 0 as many students would expect. These justifications are either in addition to Mahmood and Mahmood

(2015) and Mahmood and Romdhane (2015) or improved versions of them. Having several choices is useful for selecting a most suitable one for the level and perceived inclinations of a given group of students (Dare, Nowicki, and Murray 2021). This has been clear during our classroom interactions, and we shall also see this fact from the survey results in Section 3.

At the outset we note that there is no simple way to express the factorial function  $h(n) = n!$  beyond the positive integers  $n$ , and thus to reveal its value at  $n = 0$ . In particular, for the sole purpose of conveying a meaningful concept of the zero factorial, a simpler approximation to the integral form of the gamma function to date is unavailable. Hence it is desirable to derive or present a formula that would transition the factorial function for positive integer values to non-integer values, particularly to those that are in the interval  $(0,1)$ , and then approach 0 along the curve.

In more advanced statistics and calculus courses, this goal is effectively achieved via the well-known gamma function, which is  $\Gamma(t) = \int_0^\infty x^{t-1}e^{-x} dx$  for all real  $t > 0$ . For details, see Devore (2012). The relationship  $\Gamma(n+1) = n\Gamma(n) = n!$  between the gamma and factorial functions, and the equation  $\Gamma(t+1) = t\Gamma(t)$  that holds for all  $t \in (0,1)$ , create a genuine bridge between the cases  $n = 1$  and  $n = 0$ . Intuitively, if we take the limit as  $t \rightarrow 0$  inside the integral  $\int_0^\infty x^t e^{-x} dx$ , and all limits in this paper approach 0 from the right, we are left with the exponential function, which integrates to 1. This shows that  $\Gamma(t+1)$  converges to 1 when  $t \rightarrow 0$ . Defining  $0!$  as the limit of  $\Gamma(t+1)$  when  $t \rightarrow 0$ , we can now claim that  $0!$  is indeed equal to 1. This explanation supports the presentations of  $0! = 1$  in Mahmood and Mahmood (2015) and Mahmood and Romdhane (2015) although it is not explicitly mentioned in those articles.

The aim of this article is to seek further simplified algebraic and statistical justifications for the purpose of effective understanding of zero factorial in classes that may not have yet encountered the concept of the gamma function, or may have seen it in other contexts such as statistics but have not associated it with real numbers other than positive integers. In this regard, we acknowledge to have greatly benefited from historical notes of Hairer and Wanner (1996) on the gamma function, factorials and Euler's interest and achievements in interpolating factorials to non-integer values. Of course, the use of the gamma function would give the most mathematically rigorous justification of  $0! = 1$ , whereas Mahmood and Mahmood (2015) and Mahmood and Romdhane (2015) presented a particularly intuitive explanation. The present paper slightly reduces the intuitive appeal but adds more mathematical rigor to the justification

of  $0! = 1$ , hence exhibiting the delicate balance that we desire to achieve in a classroom setting when explaining new concepts to students. The issue is that the definite integral form of the gamma function presents a tricky form, one which is not easy to absorb by students at such an early exposure stage of the concepts of  $n$  factorial and zero factorial. Moreover, it is hard to explain the rationale behind the basis of such an integral in  $t$  and  $x$ , of which  $t$  ascertains the factorial calculation while the embedded exponential function assures the definite integral to produce the aim of any given factorial value.

To facilitate our following arguments in a gentle and intuitive fashion, a symbolic  $t!$  is introduced in the next section, which allows movement from the discrete to the continuous. This enables taking the limits in a subtle way, aligning more in light of the gamma function, but avoiding its extreme mathematical precision and thus its complexity.

## 2. Main Results

The factorial of  $n$  is defined by

$$n! = (n)(n-1)\dots(3)(2)(1) \quad (1)$$

for integer  $n \geq 1$ , but for  $n = 0$ , zero factorial, symbolically written as  $0!$ , is defined as  $0! = 1$ . In this section we present some easier justifications of  $0! = 1$  in light of Section 1.

### Justification 1:

Restating from Mahmood and Mahmood (2015), a lower bound for  $n!$  is given by

$1 = 1^n = (1)(1)\dots(1)(1)(1) \leq n!$  whereas we now propose using the following lower bound

$$\left(\frac{n}{2}\right)^{\frac{n}{2}} \leq n!. \quad (2)$$

Further, they noted that an upper bound for  $n!$  follows from

$$n! \leq (n)(n)\dots(n)(n)(n) = n^n. \quad (3)$$

To avoid the application of l'Hospital's Rule to demonstrate  $0! = 1$  of Mahmood and Mahmood (2015), we next propose the following upper bound

$$n^n \leq 2^{n^2}, \quad (4)$$

which is valid since  $n < 2^n$ . The information conveyed in statements (1) to (4) establishes the inequalities

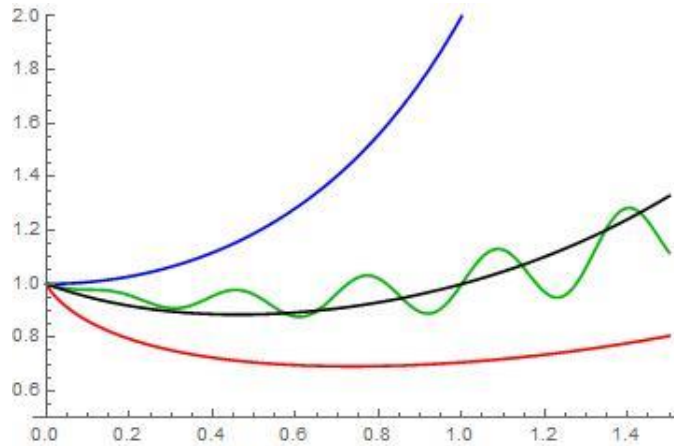
$$\left(\frac{n}{2}\right)^{\frac{n}{2}} \leq n! \leq 2^{n^2}. \quad (5)$$

The above inequalities are correct for positive integers, but we wish to see where they take us when  $n$  goes to 0. Recall, however, that  $n$  is a positive integer, and thus limits such as  $n \rightarrow 0$  do not make sense. Hence, we build a bridge via a parameter  $t \in (0, 1)$  and a symbolic  $t!$ , which is merely a function of  $t$  squeezed between  $\left(\frac{t}{2}\right)^{\frac{t}{2}}$  and  $2^{t^2}$ . Hence, we write the inequalities

$$\left(\frac{t}{2}\right)^{\frac{t}{2}} \leq t! \leq 2^{t^2}. \quad (6)$$

The left- and right-hand sides of (6) converge to 1 when  $t \rightarrow 0$ . Hence as a consequence of the squeeze (or “two policemen and a drunk”) theorem, defining  $0!$  as the limit of  $t!$  when  $t \rightarrow 0$ , we conclude that  $0! = 1$ . Figure 1 visualizes these arguments by depicting the lower bound

$a(t) = \left(\frac{t}{2}\right)^{\frac{t}{2}}$ , the upper bound  $b(t) = 2^{t^2}$ , the symbolic  $t! \equiv \text{factorial}(t)$  drawn in a wiggly way we would depict on the whiteboard in a classroom set up, along with the Euler’s factorial or gamma function  $\Gamma(t + 1)$  when  $t \in (0, 1)$ .



**Figure 1:** Pictorial summary of Justification 1 with the curves  $a(t)$  (red),  $b(t)$  (blue), symbolic  $t!$  (green), and  $\Gamma(t + 1)$  (black).

**Justification 2:**

We bypass the rigorous presentation of using l'Hospital's Rule and the harmonic mean (*HM*) of Mahmood and Romdhane (2015) in order to arrive at zero factorial to be one. Applying the well-known inequality  $GM \leq AM$  to the set  $\{1, 2, 3, \dots, n\}$ , where  $GM$  and  $AM$  are the geometric and arithmetic means, gives the bound

$$\{(1)(2)\dots(n)\}^{\frac{1}{n}} \leq \frac{1+2+\dots+n}{n}. \quad (7)$$

Expressing the left-hand term of (7) by the  $n$  factorial notation given by (1) and also using the equation  $1 + 2 + \dots + n = \frac{n(n+1)}{2}$ , it is clear that

$$1 \leq n! \leq \left(\frac{n+1}{2}\right)^n. \quad (8)$$

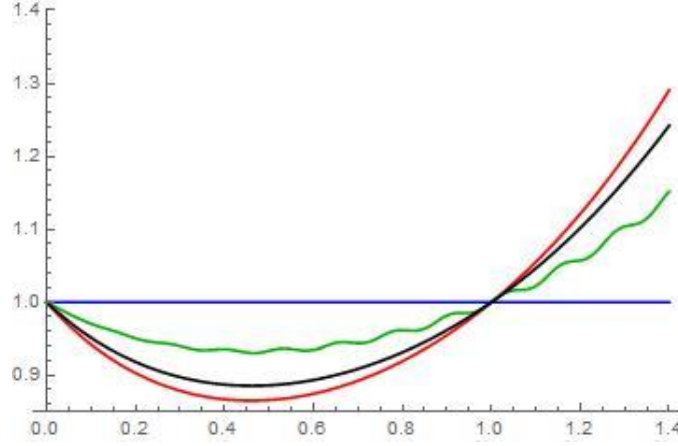
Again, these bounds are valid for positive integers, but we wish to have a bridge that connects  $n = 1$  with  $n = 0$ , and thus we again rely on the symbolic  $t!$  for all  $t \in (0, 1)$ . Hence, we write the inequalities

$$\left(\frac{t+1}{2}\right)^t \leq t! \leq 1. \quad (9)$$

**Remark 1:** The inequalities in (8) are true for  $n \geq 1$ , but when  $t$  is in  $(0, 1)$ , the two "policemen" interchange their sides as noted by the inequalities in (9), keeping the "drunk", which is  $t!$ , still between themselves.

The left-hand side of (9) converges to 1 when  $t \rightarrow 0$ , and so by the squeeze theorem and following the definition of  $0!$  as the limit of  $t!$  when  $t \rightarrow 0$ , we conclude the equation  $0! = 1$  from (9).

Figure 2 visualizes the above arguments by presenting  $a(t) = \left(\frac{t+1}{2}\right)^t$ ,  $b(t) = 1$ , the symbolic  $t!$ , and the Euler's gamma function  $\Gamma(t + 1)$  for  $t \in (0, 1)$ .



**Figure 2:** Pictorial summary of Justification 2 with the curves  $a(t)$  (red),  $b(t)$  (blue), symbolic  $t!$  (green), and  $\Gamma(t + 1)$  (black).

### Justification 3:

Consider now a random variable  $X$  that follows the exponential distribution with rate  $\lambda = 1$ , that is, its mean is  $E[X] = 1$  and the probability density function is given by

$$f(x) = e^{-x} \quad (10)$$

for  $x > 0$ . For details of the exponential distribution, see Devore (2012). The  $n$ -th moment of  $X$  is

$$E[X^n] = \int_0^\infty x^n f(x) dx = \int_0^\infty x^n e^{-x} dx = n!, \quad (11)$$

that is,  $n! = E[X^n]$ .

We now again create a bridge between  $n = 1$  and  $n = 0$  by introducing bounds  $a(t)$  and  $b(t)$  such that  $a(t) \leq E[X^t] \leq b(t)$  for  $t \in (0, 1)$ . We start with an upper bound. For any concave function  $g(x)$ , the Jensen's inequality states that

$$E[g(X)] \leq g(E(X)). \quad (13)$$

Applying this inequality for the concave function  $g(x) = x^t$  for any  $t \in (0, 1)$  yields

$$E[X^t] \leq [E(X)]^t = 1^t = 1. \quad (14)$$

Hence  $b(t) = 1$ . We next find a lower bound  $a(t)$ . We have

$$E[X^t] = \int_0^\infty e^{-x} x^t dx \geq \int_0^1 e^{-x} x^t dx \geq \int_0^1 \left(1 - x\right) x^t dx$$

because  $e^{-\theta} \geq 1 - \theta$  for every  $\theta \geq 0$ , and in our case  $\theta = x^{\frac{1}{t}}$ . Hence,

$$E[X^t] \geq 1 - \int_0^1 x^{\frac{1}{t}} dx = 1 - \frac{1}{1+\frac{1}{t}} = \frac{1}{1+t}$$

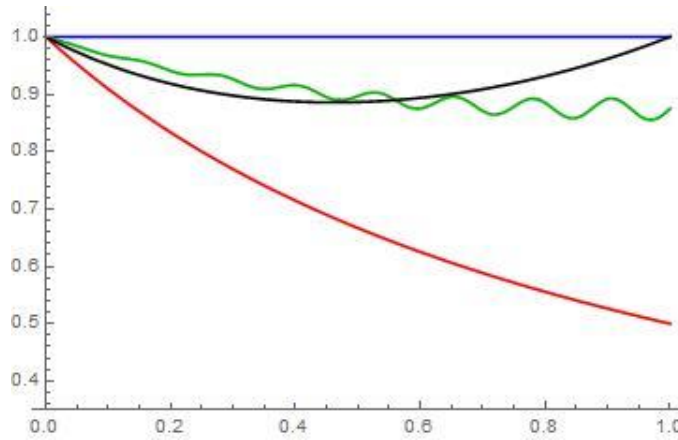
and so  $a(t) = \frac{1}{1+t}$ . In summary, we have

$$\frac{1}{1+t} \leq E[X^t] \leq 1 \quad (15)$$

and thus whatever the graph of symbolic  $t!$  we may wish to draw on the classroom whiteboard, it must satisfy the bound

$$\frac{1}{1+t} \leq t! \leq 1. \quad (16)$$

Since the left-hand side of bound (15) converges to 1 when  $t \rightarrow 0$ , we conclude that the limit of  $t!$  when  $t \rightarrow 0$ , which is by definition equal to  $0!$ , must be equal to 1.



**Figure 3:** Pictorial summary of Justification 3 with the curves  $a(t)$  (red),  $b(t)$  (blue), symbolic  $t!$  (green), and  $\Gamma(t+1)$  (black).

Figure 3 visualizes  $a(t) = \frac{1}{1+t}$ ,  $b(t) = 1$ , the symbolic  $t!$  in a wiggly way we would draw on the classroom whiteboard, and the gamma function  $\Gamma(t+1)$  for  $t \in (0, 1)$ .

### 3. Evaluation of Justifications

To assess the effectiveness of the three justifications pedagogically, a class presentation (Appendix) and an online survey were implemented. Sixty-four undergraduate students enrolled

in an introductory statistics course majoring in mathematics, finance, and economics at a Canadian university were invited to participate in the study.

### ***3.1 Class Presentation and Survey***

To accommodate the varying levels of student abilities with differing backgrounds, the justifications, as they are presented in Section 2, were modified accordingly. For example, the gamma function in Figure 1 was removed as shown in the presentation slides in the Appendix. This was to ensure that all students invited to participate in the study would have the foundational knowledge and calibre to identify and understand the mathematics described in the presentation without compromising the study objective.

Students were asked to complete an online survey using five response categories (strongly agree, somewhat agree, neither agree nor disagree, somewhat disagree, strongly disagree) in the form of statements of which statement 0 was asked prior to the presentation and statements 1a to 4 were asked after the presentation. The statements are given as follows:

- 0. *Zero factorial equals one (i.e.,  $0! = 1$ ) is believable.*
- 1a. *The explanation of symbolic  $t!$  in Justification 1 is helpful.*
- 1b. *The pictorial summary of Justification 1 by the graph on slide 5 aided further to conceptualize  $0!$  to be 1.*
- 1c. *Justification 1 is helpful in believing that  $0! = 1$ .*
- 2a. *The explanation of symbolic  $t!$  in Justification 2 is helpful.*
- 2b. *The pictorial summary of Justification 2 by the graph on slide 8 aided further to conceptualize  $0!$  to be 1.*
- 2c. *Justification 2 is helpful in believing that  $0! = 1$ .*
- 3a. *The explanation of symbolic  $t!$  in Justification 3 is helpful.*
- 3b. *The pictorial summary of Justification 3 by the graph on slide 11 aided further to conceptualize  $0!$  to be 1.*
- 3c. *Justification 3 is helpful in believing that  $0! = 1$ .*
- 4. *Overall, the statement that zero factorial equals one (i.e.,  $0! = 1$ ) is more believable after having read the justifications.*



We note that out of 64 students there were at least 62 responses for all statements, reflecting a response rate of 96.88% approximately.

### 3.2 Survey Results

A summary of the data gathered from the online survey are shown in Tables 1 to 4. Table 1 shows the counts and percentages for the statement “*the explanation of symbolic  $t!$  is helpful*” for each justification. The aggregate counts for the categories “strongly agree” and “somewhat agree” are 55/62 (88.71%), 51/62 (82.26%), and 45/62 (72.85%) for the three justifications respectively, and indicate that the explanation of symbolic  $t!$  is the most helpful in Justification 1. Table 2 shows the counts and percentages for the statement “*the pictorial summary by the graph aided further to conceptualize  $0!$  to be 1*” for each justification. The aggregate counts for “strongly agree” and “somewhat agree” are 57/62 (91.94%), 57/62 (91.94%), and 51/62 (82.26%) for the three justifications respectively, and indicate that the graphs used in Justifications 1 and 2 are the most helpful. Table 3 shows the counts and percentages for the statement “*justification is helpful in believing that  $0! = 1$* ” for each justification. The aggregate counts for the categories “strongly agree” and “somewhat agree” are 53/62 (85.48%), 49/62 (79.03%), and 44/62 (70.97%) for the three justifications respectively, and indicate that Justification 1 is the most helpful in believing that zero factorial equals one. We have to be mindful, however, of the lurking framing effect, which could have made Justification 1 preferred due to its first place in the survey, although we believe that its pronounced simplicity must have made it more attractive to the majority of students.

Table 4 shows the counts and percentages for the pre- and post-presentation statements “*zero factorial equals one (i.e.,  $0! = 1$ ) is believable*”, and “*overall, the statement that zero factorial equals one (i.e.,  $0! = 1$ ) is more believable after having read the justifications*”, respectively. The aggregate counts for the categories “strongly agree” and “somewhat agree” are 55/64 (85.94%) for statement 0, and 59/62 (95.15%) for statement 4, an increase of 9.21%. Most notably, the counts for the category “strongly agree” for the pre- and post-presentation statements has an increase of 16.02%. A striking difference observed (in the category “neither agree nor disagree”) between the counts for the pre- and post-presentation statements are from 4 to 0 results which in percentages from 6.25% to 0% respectively. This attests to the scenario of those 4 students who could not conclusively make a decision of their understanding from any of the Justifications 1 through 3, are now being able to decide on their preferences from the other

four progressively decisive categories. The percentage of students on the fence (neither agree nor disagree), somewhat disagree, or strongly disagree for the pre-presentation statement is 9/64 (14.1%) and 3/62 (4.8%) for the post-presentation statement.

A matched-pairs  $t$ -test was conducted to see if there was an improvement in the responses between the pre- and post-presentation statements, ie. before – after  $< 0$ . Using the survey data collected from the students that responded to both statements ( $n = 62$ ), the students' individual responses for each statement were assigned numerical values: strongly agree = 5, somewhat agree = 4, neither agree nor disagree = 3, somewhat disagree = 2, and strongly disagree = 1. The result of the test is statistically significant ( $p$ -value = 0.008). The results provide strong evidence that the justifications are helpful in believing that zero factorial equals one.

Figures 4 to 7 provide summaries of the survey results corresponding to the survey response values and statements given in Tables 1 to 4 for visual comparison. The comparison of Statements 0 and 4 in Figure 7 clearly shows that, overall, the justifications are helpful in believing that zero factorial equals one.

**Table 1:** Survey response summaries for the statement “*the explanation of symbolic  $t!$  is helpful*” (Statements 1a, 2a, and 3a) for the three justifications.

Response	Justification 1		Justification 2		Justification 3	
	Percentage	Count	Percentage	Count	Percentage	Count
Strongly agree	33.87%	21	33.87%	21	32.26%	20
Somewhat agree	54.84%	34	48.39%	30	40.32%	25
Neither agree nor disagree	8.06%	5	14.52%	9	12.90%	8
Somewhat disagree	1.61%	1	1.61%	1	11.29%	7
Strongly disagree	1.61%	1	1.61%	1	3.23%	2

**Table 2:** Survey response summaries for the statement “*the pictorial summary by the graph aided further to conceptualize  $0! = 1$* ” (Statements 1b, 2b and 3b) for the three justifications.

Response	Justification 1		Justification 2		Justification 3	
	Percentage	Count	Percentage	Count	Percentage	Count
Strongly agree	38.71%	24	45.16%	28	43.55%	27
Somewhat agree	53.23%	33	46.77%	29	38.71%	24
Neither agree nor disagree	4.84%	3	6.45%	4	11.29%	7
Somewhat disagree	0.00%	0	0.00%	0	3.23%	2
Strongly disagree	3.23%	2	1.61%	1	3.23%	2

**Table 3:** Survey response summaries for the statement “*justification is helpful in believing that  $0! = 1$* ” (Statements 1c, 2c, and 3c) for the three justifications.

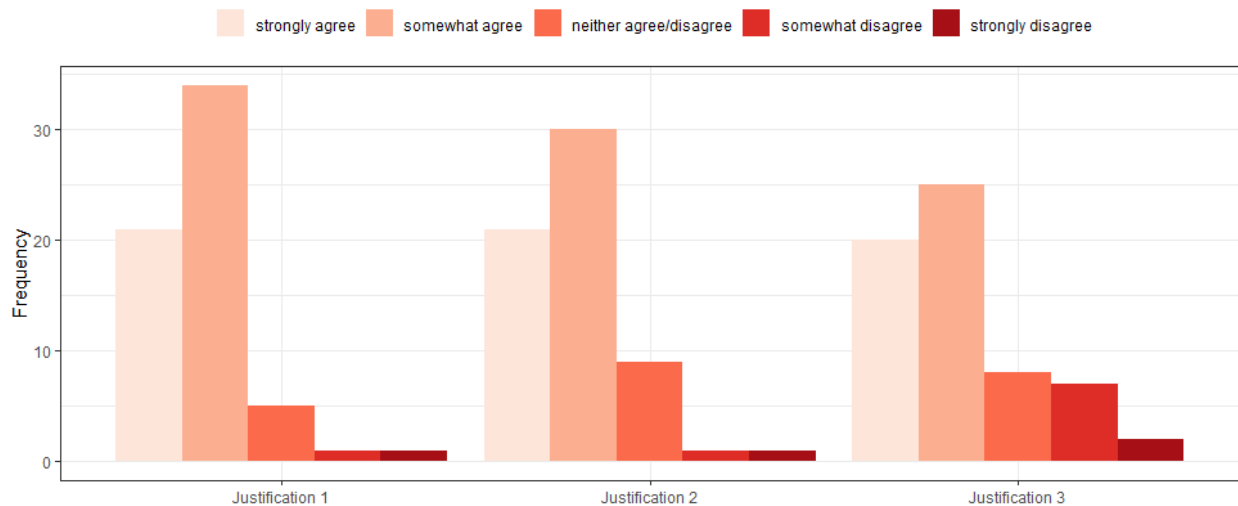
Response	Justification 1		Justification 2		Justification 3	
	Percentage	Count	Percentage	Count	Percentage	Count
Strongly agree	45.16%	28	43.55%	27	35.48%	22
Somewhat agree	40.32%	25	35.48%	22	35.48%	22
Neither agree nor disagree	8.06%	5	14.52%	9	17.74%	11
Somewhat disagree	4.84%	3	4.84%	3	8.06%	5
Strongly disagree	1.61%	1	1.61%	1	3.23%	2

**Table 4:** Survey response summaries for the pre- and post-presentation statements “zero factorial equals one (i.e.,  $0! = 1$ ) is believable” (Statement 0), and “overall, the statement that zero factorial equals one (i.e.,  $0! = 1$ ) is more believable after having read the justifications” (Statement 4).

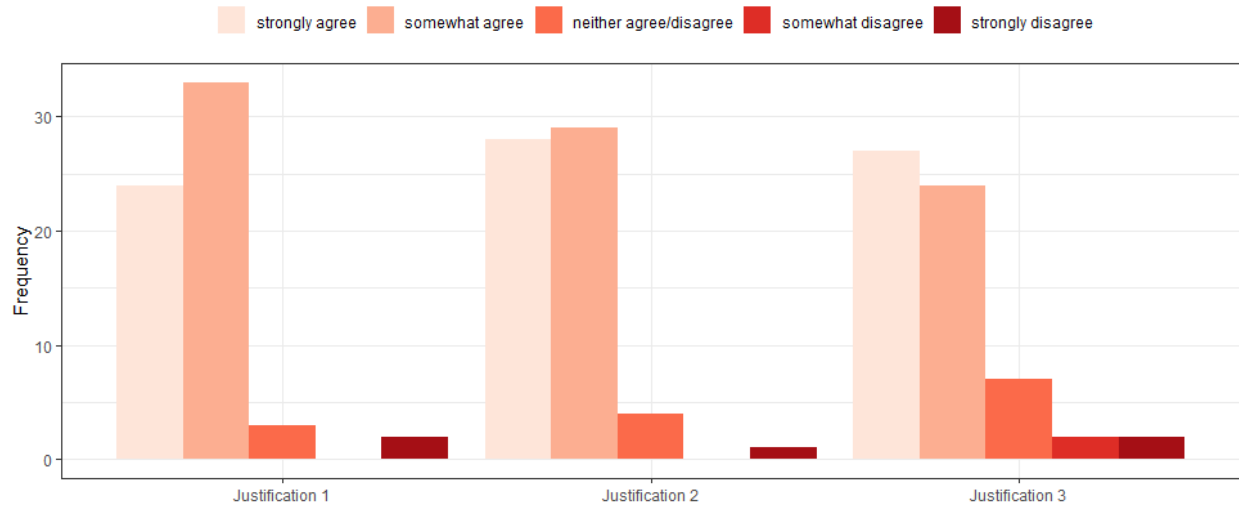
Pre-presentation statement (Statement 0)		
Response	Percentage	Count
Strongly agree	46.88%	30
Somewhat agree	39.06%	25
Neither agree nor disagree	6.25%	4
Somewhat disagree	3.13%	2
Strongly disagree	4.69%	3

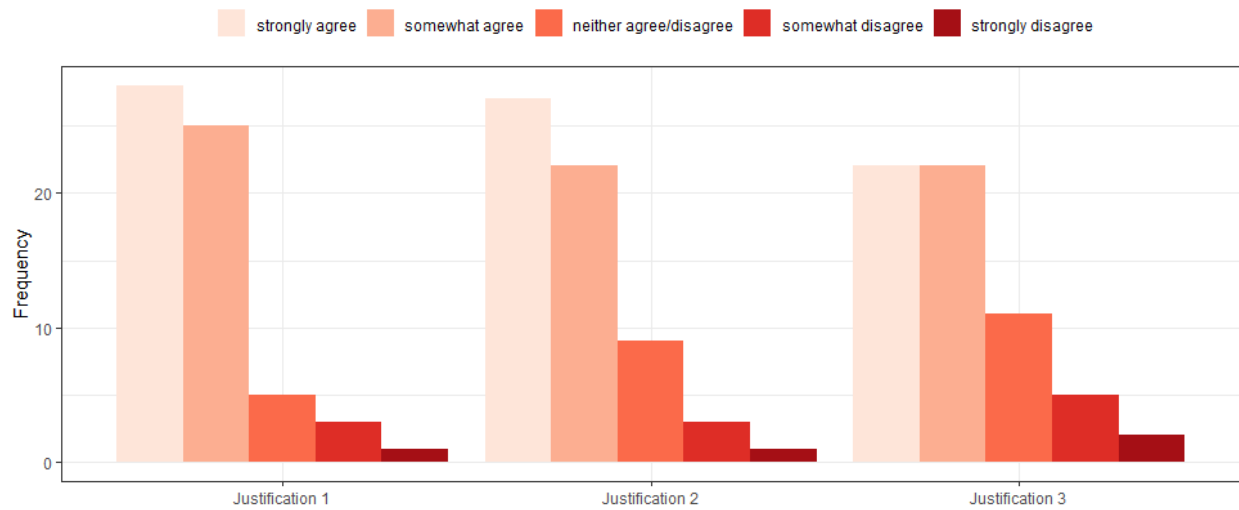
Post-presentation statement (Statement 4)		
Response	Percentage	Count
Strongly agree	62.90%	39
Somewhat agree	32.26%	20
Neither agree nor disagree	0.00%	0
Somewhat disagree	3.23%	2
Strongly disagree	1.61%	1



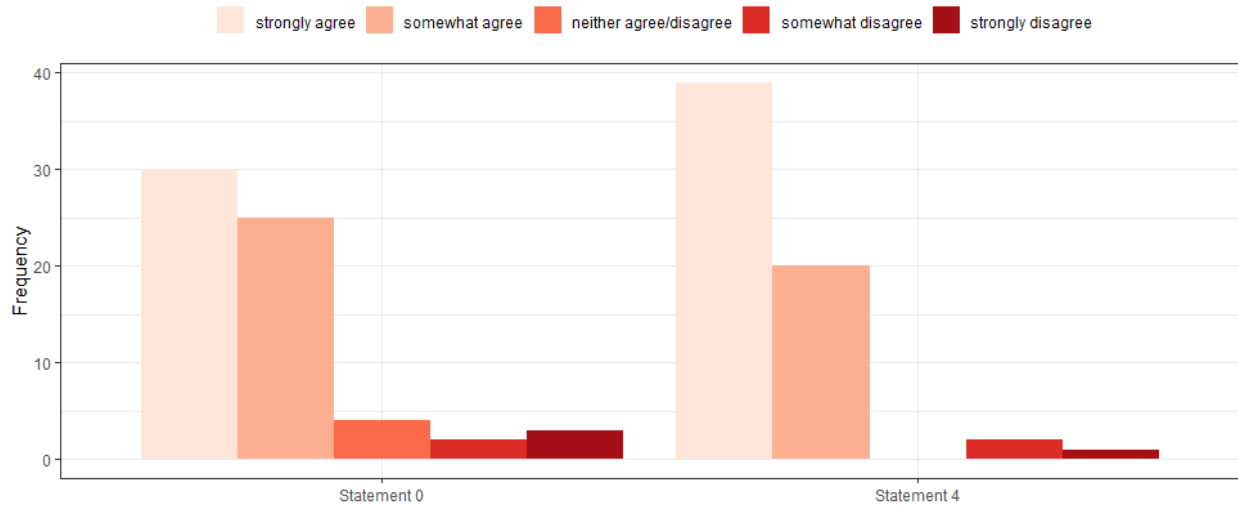
**Figure 4:** Survey response comparison for the statement “the explanation of symbolic  $t!$  is helpful” (Statements 1a, 2a, and 3a) for the three justifications.



**Figure 5:** Survey response comparison for the statement “*the pictorial summary by the graph aided further to conceptualize  $0!$  to be 1*” (Statements 1b, 2b and 3b) for the three justifications.



**Figure 6:** Survey response comparison for the statement “*justification is helpful in believing that  $0! = 1$* ” (Statements 1c, 2c, and 3c) for the three justifications.



**Figure 7:** Survey response comparison for the pre- and post-presentation statements “*zero factorial equals one (i.e.,  $0! = 1$ ) is believable*” (Statement 0), and “*overall, the statement that zero factorial equals one (i.e.,  $0! = 1$ ) is more believable after having read the justifications*” (Statement 4).

### 3.3 Summary and Comments

Quite often when teaching introductory statistics and calculus courses, students are merely instructed that zero factorial equals one as a fact and are not provided a methodical explanation as to why. The results of our study may help instructors of these courses convey this counterintuitive concept more clearly. Additionally, students’ learning may be facilitated by instructors who apply our justifications in their teaching.

The results of the pre- and post-presentation statements have clearly indicated that the justifications are pedagogically useful in believing that zero factorial equals one.

Overall, the results from the online survey show that the students preferred Justification 1. We note that the order of the justifications in which they are presented can be very influential. For instance, the first justification may have convinced many students that zero factorial equals one, and thus, subsequent justifications scored lower. Another possible reason that Justification 1 was preferred is that it is the most straightforward and may have been the most convincing for students with a weaker mathematical background.

Note that – at least in our opinion – Justification 3 is the best in terms of mathematical rigor, yet it scored lowest in the survey, whereas Justification 1, which scored highest, is the easiest to

assimilate but not necessarily the best in terms of mathematical merit. This observation highlights the already made note that the use of the gamma function when teaching statistics at such an early stage is not particularly welcome on pedagogical grounds. Yet, working with the binomial distribution and thus, inevitably, with factorials of all non-negative integers (including zero) is necessary.

The appeal of any preferred justification depends on the ability to engage productively based on cognitive skills, acumen and understanding of a given group of students. Having several justifications thus provides a way to meet the educational needs of all students. Inclusive approaches to education have become more prevalent and “psychologists, counselors, educators, and researchers must critically examine interventions for students with unique educational needs” (Dare, Nowicki, and Murray 2021, p. 47).

#### **4. Conclusion**

This paper provides three – what we believe – illuminating pedagogical justifications for zero factorial to be equal to one. We are convinced, particularly in view of the survey results, that the explanations given in this article provide the rationale and an accessible way for all students for rectifying the perception of some students that zero factorial should be zero.

## References

- Chen, L. and Zitikis, R. (2017). "Measuring and comparing student performance: a new technique for assessing directional associations," *Education Sciences*. Vol. 7, No. 4, Article #77. <https://doi.org/10.3390/educsci7040077>
- Chen, L. and Zitikis, R. (2020). "Quantifying and analyzing nonlinear relationships with a fresh look at a classical dataset of student scores," *Quality & Quantity: International Journal of Methodology*, Vol. 54, No. 4, 1145-1169.
- Dare, L., Nowicki, E., and Murray, LL., (2021). "How students conceptualize grade-based acceleration in inclusive settings," *Psychology in the Schools*, Vol 58 (1), 33-50. <http://doi.org/10.1002/pits.22435>
- Devore, J.L. (2012). *Probability and Statistics for Engineering and the Sciences*. Canada: Brooks/Cole, Cengage Learning.
- Hairer, E. and Wanner, G. (1996). *Analysis by Its History*. Readings in Mathematics, Springer, New York.
- Mahmood, M. and Mahmood, I. (2015). "A simple demonstration of zero factorial equals one," *International Journal of Mathematical Education in Science and Technology*, Vol. 47, No. 6, 2016, 959-960.
- Mahmood, M. and Romdhane, M.B. (2015). "An algebraic justification that zero factorial equals one," *The Mathematical Scientist*, Vol. 40, No. 2, 134-135.
- Taylor, P. (2019). "Mathematics is about wonder, creativity and fun, so let's teach it that way," *The Conversation*. <https://theconversation.com/mathematics-is-about-wonder-creativity-and-fun-so-lets-teach-it-that-way-120133>.



## APPENDIX: CLASS PRESENTATION

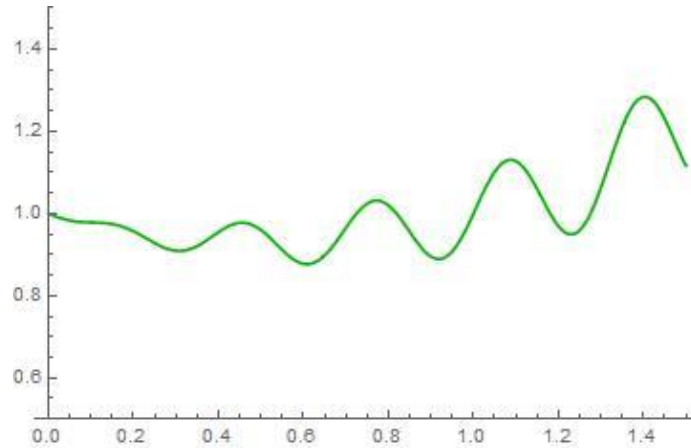


### Introduction

---

- As a continuation of  $2! = 2$ ,  $1! = 1$ , some propose  $0! = 0$
- But in fact,  $0! = 1$ . Why?
- The aim of this talk is to seek pedagogical justifications for the purpose of effective understanding of  $0! = 1$

- KEY IDEA: A symbolic  $t!$  is any unspecified function of  $t > 0$ , that is equal to  $n!$  when  $t = n = 1, 2, \dots$



3

## Justification 1

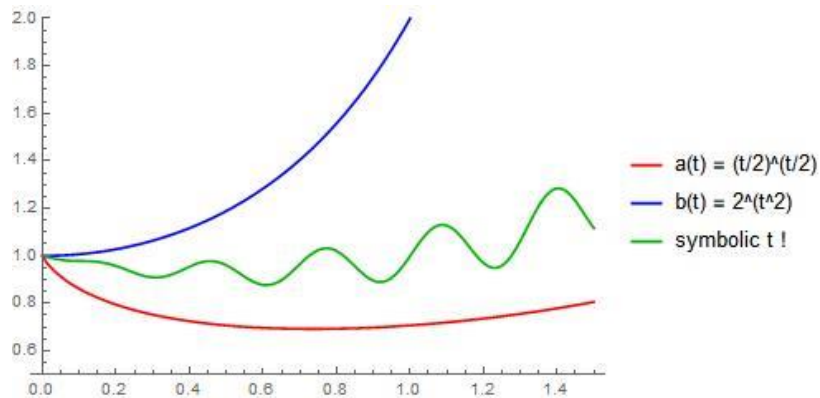
---

- $n! = (n)(n-1) \dots (3)(2)(1)$  for integer  $n \geq 1$
- Since  $n$  is an integer, limits such as  $n \rightarrow 0$  do not make sense
- We build a “bridge” between  $n = 1$  and  $n = 0$  via bounds on symbolic  $t!$  with functions  $a(t)$  and  $b(t)$  such that  $a(t) \leq t! \leq b(t)$
- We have

$$\left(\frac{t}{2}\right)^{\frac{t}{2}} \leq t! \leq 2^{t^2}$$

because these bounds hold for  $n = 1, 2, \dots$  and are also well defined for all  $t > 0$ , including  $t \in (0,1)$

4



- We conclude that  $t! \rightarrow 1$  when  $t \rightarrow 0$  by the Squeeze Theorem

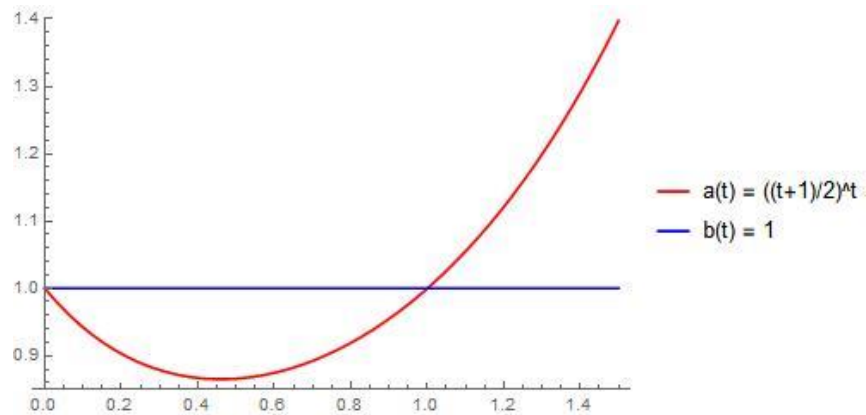
5

## Justification 2

---

- We know that  $1 \leq n! \leq \left(\frac{n+1}{2}\right)^n$  for  $n = 1, 2, \dots$
- Extend  $\left(\frac{n+1}{2}\right)^n$  to all  $t > 0$ . We get the graph for  $\left(\frac{t+1}{2}\right)^t$

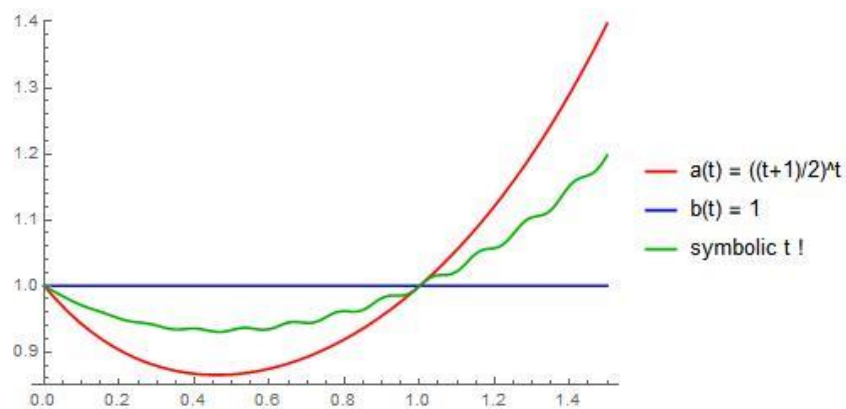
6



- Hence  $\left(\frac{t+1}{2}\right)^t \leq t! \leq 1$  when  $0 < t < 1$

7

- Since  $\left(\frac{t+1}{2}\right)^t$  converges to 1 when  $t \rightarrow 0$ , we conclude that  $t!$  also converges to 1 when  $t \rightarrow 0$  for  $0 < t < 1$  by the Squeeze Theorem



8

## Justification 3

---

- For the exponential distribution with rate  $\lambda = 1$ , the  $n$ -th moment is  $E[X^n] = \int_0^\infty x^n f(x) dx = \int_0^\infty x^n e^{-x} dx = n!$
- We create a bridge between  $n = 1$  and  $n = 0$  by introducing the notation  $t! = E[X^t]$
- We now want to find  $a(t)$  and  $b(t)$  such that  $a(t) \leq t! \leq b(t)$
- Using some well-known bound in maths, we get  $E[X^t] \leq [E(X)]^t$

9

- Since  $E(X) = 1$ , we get

$$E[X^t] \leq 1$$

- Using some calculus, we get

$$E[X^t] \geq 1 - \int_0^1 x^{1/t} dx = 1 - \frac{1}{1 + \frac{1}{t}} = \frac{1}{1 + t}$$

- Hence

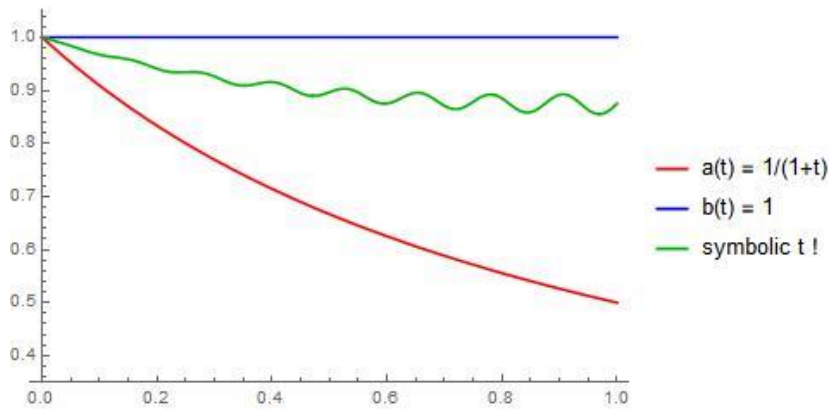
$$E[X^t] \geq \frac{1}{1 + t}$$

- In summary,

$$\frac{1}{1 + t} \leq t! \leq 1$$

10

- Letting  $t \rightarrow 0$ , we get  $t! \rightarrow 1$



11

## Concluding Remarks

- This talk has provided three justifications of why  $0! = 1$
- We believe that the explanations are convincing to some degrees
- Let us know which one you like best!
- Thank you for attending this talk on zero factorial
- Please complete the short survey
- We highly appreciate in advance for your time, effort, and support of this project

12