

# Fragmentation of ring galaxies and transformation to clumpy galaxies

Shigeki Inoue<sup>1,2\*</sup>, Naoki Yoshida<sup>3,4,5</sup> & Lars Hernquist<sup>6</sup>

<sup>1</sup>Center for Computational Sciences, University of Tsukuba, Ten-nodai, 1-1-1 Tsukuba, Ibaraki 305-8577, Japan

<sup>2</sup>Chile Observatory, National Astronomical Observatory of Japan, Mitaka, Tokyo 181-8588, Japan

<sup>3</sup>Kavli Institute for the Physics and Mathematics of the Universe (WPI), UTIAS, The University of Tokyo, Chiba 277-8583, Japan

<sup>4</sup>Department of Physics, School of Science, The University of Tokyo, Bunkyo, Tokyo 113-0033, Japan

<sup>5</sup>Research Center for the Early Universe, School of Science, The University of Tokyo, Bunkyo, Tokyo 113-0033, Japan,

<sup>6</sup>Institute for Theory and Computation, Harvard-Smithsonian Center for Astrophysics, 60 Garden Street, Cambridge, MA 02138, USA

Accepted XXX. Received YYY; in original form ZZZ

## ABSTRACT

We study the fragmentation of collisional ring galaxies (CRGs) using our linear perturbation analysis that computes the physical conditions of gravitational instability. We adopt the analysis to our CRG simulations, and show that our analysis accurately characterises the stability and the onset of fragmentation that is determined by the balance of self-gravity against pressure and Coriolis forces. In addition, since the orthodox ‘density-wave’ model is inapplicable to such self-gravitating rings, we devise a simple model that describes the rings propagating as material waves. We find that the toy model can predict the behaviour of the rings in our simulations. We also apply our instability analysis to a CRG discovered at a high redshift  $z = 2.19$ . We find that a quite high velocity dispersion is required for the stability of the ring, and therefore the CRG can be unstable against ring fragmentation. CRGs are rarely observed at high redshifts, and it may be because CRGs are usually too faint. Since the fragmentation can induce active star formation and make the ring bright enough to observe, the instability may explain the rarity. Fragmenting CRGs would evolve into clumpy galaxies with low surface densities in their inter-clump regions.

**Key words:** instabilities – methods: numerical – methods: analytical – galaxies: interactions – galaxies: kinematics and dynamics

## 1 INTRODUCTION

A collisional ring galaxy (CRG) is formed by a head-on merger between a disc galaxy and a companion that penetrates a region near the disc centre (e.g. [Theys & Spiegel 1976](#)). The formation of ring structures is driven by radial perturbations in the disc plane, which propagate outwards like ripples on the surface of a pond or canal. Their formation, evolution and details of the ring structures have long been investigated in a number of theoretical and observational studies, including  $N$ -body, hydrodynamics and cosmological simulations (e.g. [Theys & Spiegel 1977](#); [Hernquist & Weil 1993](#); [Mapelli et al. 2008](#); [Renaud et al. 2018](#)).

[Lynds & Toomre \(1976\)](#) have proposed an analytical model that describes the formation and propagation of rings as ‘density waves’ resulting from crowding of stars in a disc. If the merger of a companion is impulsive and vertically passes through the disc centre, the disc stars acquire velocities inwards. The head-on collision thus induces epicyclic motions of the stars ([Binney & Tremaine 2008](#)). Their epicyclic frequencies  $\kappa$  generally decrease with radius. Therefore, when the stars at a given radius rebound and move outwards, other stars at outer radii are still moving inwards. Their collective motions generate a high-density ring region between these radii, and the stellar ring propagates outwards. Note that the stars do not migrate along with the ring propagation. This theory is thought to be valid when the self-gravity of the ring is negligible and the gas mass in the disc is small (e.g. [Struck 2010](#)).


Ring structures can, however, be self-gravitating if they are massive. The simulations of [Hernquist & Weil \(1993\)](#) demonstrate that CRGs can fragment into several clumps when head-on mergers drive strong perturbations that can sweep up a large amount of gas and stars into the ring. Although analytical studies argue that dynamical instability can lead a ring structure to collapse locally (e.g. [Randers 1942](#); [Wong 1974](#)), none of them has examined whether such an instability analysis can explain the fragmentation of CRGs.

In this Letter, we perform simulations of CRGs in Section 2 and apply our linear perturbation analysis presented in Section 3 to the simulation results. Our analysis has been successfully applied to the (in)stability of spiral arms ([Inoue & Yoshida 2018, 2019, 2020](#)), and it is also well-suited for the dynamical analysis of ring structures. We demonstrate that our analysis can characterise the dynamical (in)stability of the rings in our simulations.

The propagation of such self-gravitating rings formed by strong perturbations is beyond the applicable domain of the density-wave theory of [Lynds & Toomre \(1976\)](#). In Section 4, we consider a simple model to describe the formation of a massive ring in the limit of strong perturbations, in which the impact of a merger is assumed to accumulate all gas and stars of the disc into the ring.

In Section 5, we discuss a high-redshift CRG, R5519, found at  $z = 2.19$  ([Yuan et al. 2020](#)). We apply our analysis to this CRG and deduce its dynamical state. From our result, we argue about the origin of the high surface brightness of R5519 and speculate possible reasons why CRGs are rarely found at high redshifts. We present discussion and our conclusions in Section 6.

\* E-mail: inouesg@ccs.tsukuba.ac.jp



**Figure 1.** Face-on density distributions of the gas (top) and stellar (bottom) components in our CRG simulations. The left and right sets of panels indicate the runs with  $f_g = 0.1$  and  $0.15$ . The side length of each panel corresponds to 20 kpc. In both runs, the companions pass through the disc centres at  $t = 193$  Myr.

## 2 SIMULATIONS

We use the moving-mesh code **AREPO** (Springel 2010; Weinberger et al. 2020) to follow the formation and evolution of CRGs, in which a galactic disc is modeled as  $10^6$  gas cells and  $5 \times 10^6$  stellar particles in a rigid halo potential. Our simulation models are similar to the fiducial example of Hernquist & Weil (1993) that produces a CRG closely resembling the Cartwheel galaxy. Our initial condition (ICs) assume a galaxy to have an exponential density profile with a total disc mass of  $5.6 \times 10^{10} M_\odot$  and a scale radius (height) of 3.5 (0.7) kpc. The galaxy has no bulge and is embedded within a halo represented by a fixed isothermal potential with a total mass of  $1.6 \times 10^{11} M_\odot$ , a core radius of 3.5 kpc and a cut-off radius of 35 kpc. Unlike Hernquist & Weil (1993), the halo and a companion galaxy are represented with rigid potentials. The equation of state of the gas is isothermal, and the temperature is maintained at  $10^4$  K. Our simulations include neither star formation nor feedback effects. In this IC, the gas fraction of the disc is set to  $f_g = 0.1$ . The softening length of the stellar particles is chosen to be  $\epsilon_s = 50$  pc, and that of the gas cells is  $\max(\epsilon_s, 2.5r_g)$ , where  $r_g$  is an approximate cell size. The initial velocity distribution is determined using the method of Hernquist (1990) with the minimum  $Q$  value of 1.3, and the stellar and gas components in the disc initially have the same spatial and velocity distribution.

The above ICs are, however, not in dynamical equilibrium, and transient ring structures emerge within a few rotation periods even in the absence of a merger. We, therefore, evolve the disc in isolation for 1 Gyr. During this time, the transient rings expand and disappear while propagating through the outer regions. After this procedure, the disc does not form such a ring. We use the last snapshot of this procedure as the actual ICs of our CRG simulations; we refer to these as ‘relaxed ICs’. We generate two sets of the relaxed ICs. In the first one, the gas fraction is kept constant at  $f_g = 0.1$  during the relaxing process. In the second one, the gas fraction gradually increases at a constant rate for 1 Gyr and reaches  $f_g = 0.15$  while the total disc mass is unchanged. In both cases, the gas and stellar density distributions in the relaxed ICs are hardly different from the initial exponential profile. The velocity dispersion of the stars is also nearly unchanged, but that of the gas decreases to values significantly lower than the sound speed.

We let a companion galaxy collide with the disc of the relaxed ICs. The companion is represented with a spherical potential of Hernquist (1993), where the total mass is  $5.6 \times 10^{10} M_\odot$ , and the scale radius is 1.75 kpc. It is initially placed at 52.5 kpc above the disc centre and on a straight orbit towards the centre with the escape velocity of

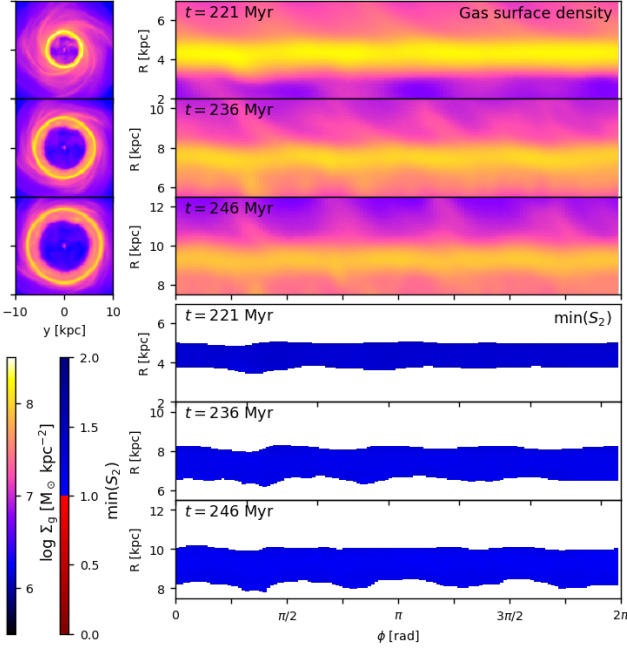
$186 \text{ km s}^{-1}$ . The trajectory of the companion is determined by the gravity of the disc and the halo in a self-consistent manner. We run two simulations with the relaxed ICs with  $f_g = 0.1$  and  $0.15$  and the same companions.

Fig. 1 shows the gas and stellar distributions in the two simulations. In the case of  $f_g = 0.1$  (the left panels), the first ring is quickly formed but does not fragment. It expands and dissipates at  $R \simeq 10$  kpc. A certain amount of gas falls back to regions around the centre, and a few successive rings form recursively. Behind the second ring, a number of ‘spokes’ are found in the gas distribution (see the snapshot at  $t = 484$  Myr in Fig. 1). In the case of  $f_g = 0.15$  (the right panels), knotty structures form in the first ring when it is located at  $R \simeq 5$  kpc. The ring fragments into several massive clumps. The remnant retains the disc rotation and therefore would be observed as a clumpy galaxy. It has been suggested that clumpy galaxies are formed through spontaneous instability of a galactic disc at high redshifts (e.g. Noguchi 1998). Fragmentation of CRGs can thus be an alternative path of clumpy galaxy formation although it does not account for all the clumpy galaxies.<sup>1</sup> Elmegreen & Elmegreen (2006) have discussed this scenario from their observations of ring galaxies with clumpy star formation at redshift  $z \sim 0.8$ . Mapelli et al. (2008) argue that remnants of CRGs finally evolve into a population of giant low-surface brightness galaxies after their rings disappear. The clumps in our simulation also rotate in the diffuse disc. In the observations of Elmegreen et al. (2009), a few galaxies hosting multiple clumps in underlying red discs at  $z < 1.5$  indicate nearly an order of magnitude lower surface densities in their inter-clump regions than other clumpy and spiral galaxies. Since such low-density discs are expected to be dynamically stable, the formation of their clumps cannot be explained by disc instabilities.

## 3 INSTABILITY ANALYSIS

Inoue & Yoshida (2018) develop the linear perturbation analysis of Takahashi et al. (2016) to derive physical conditions for gravitational instability of a structure resembling a ring in a disc. The analysis considers azimuthal perturbations in an axisymmetric ring, in which the radial density profile is assumed to be a Gaussian function. Inoue & Yoshida (2020) extend the analysis to include the stabilising effects by differential rotation and the vertical thickness of a ring. For a two-component ring consisting of gas and stars, the instability parameter

<sup>1</sup> Clumpy galaxies account for nearly half of the star-forming galaxies at  $z \sim 2$  (e.g. Shibuya et al. 2016).



**Figure 2.** Our instability analysis for the run with  $f_g = 0.1$  at  $t = 221, 236$  and  $246$  Myr. The top set of panels show surface densities of gas in Cartesian (left) and the polar (right) coordinates. The bottom panels show the instability parameters  $\min(S_2)$  in the ring regions where  $\log(\chi_g^2 + \chi_s^2) < -0.3$ .

for a perturbation with wavenumber  $k$  is given as

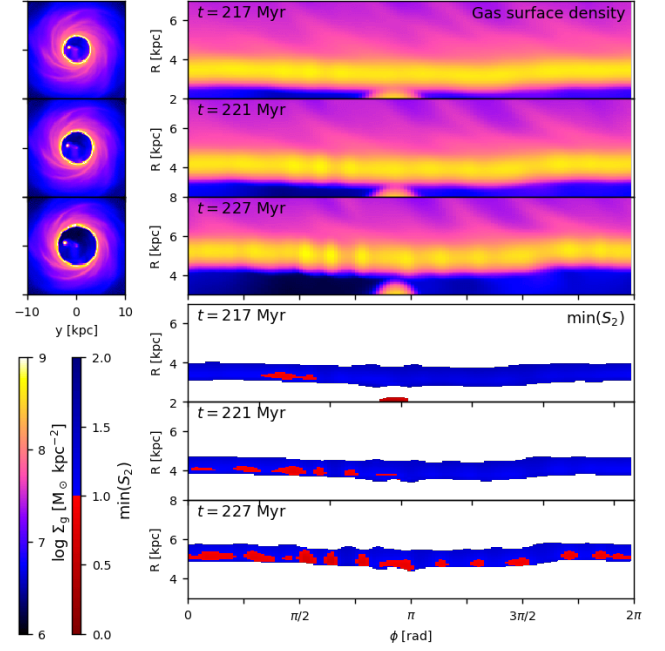
$$S_2 \equiv \frac{1}{\pi G k^2} \left[ \frac{\Upsilon_g f(kW_g) F(kh_g)}{\sigma_g^2 k^2 + \kappa_g^2} + \frac{\Upsilon_s f(kW_s) F(kh_s)}{\sigma_s^2 k^2 + \kappa_s^2} \right]^{-1}, \quad (1)$$

where the suffixes ‘g’ and ‘s’ denote quantities of the gas and stellar components,  $G$  is the gravitational constant,  $W$  and  $\Upsilon$  are the half-width and the mass of the ring per unit length (line-mass),  $\sigma$  is the azimuthal velocity dispersion, and  $f(kW) \equiv [K_0(kW)L_{-1}(kW) + K_1(kW)L_0(kW)]$  with  $K_i$  and  $L_i$  are the modified Bessel and Struve functions of order  $i$ . From [Toomre \(1964\)](#), the thickness correction factor is given as  $F(kh) = [1 - \exp(-kh)]/(kh)$ , where  $h$  is the vertical thickness. If  $S_2(k) < 1$ , the perturbation  $k$  is expected to grow exponentially with time and therefore be unstable. The instability condition of the ring is given as  $\min[S_2(k)] < 1$ .

Local values of  $\sigma$ ,  $\Upsilon$ ,  $W$ ,  $\kappa$  and  $h$  are computed for both gas and stars from the simulation outputs. We use vertically averaged values of these physical quantities by applying two-dimensional Gaussian smoothing of  $0.2$  kpc to the gas and stellar distributions. Then we make polar plots of the quantities as functions of  $(R, \phi)$ . For gas,  $\sigma_g^2 = c_{\text{snd}}^2 + \sigma_{\phi, g}^2$ , where  $c_{\text{snd}}$  and  $\sigma_{\phi, g}$  are the sound speed and dispersion of azimuthal turbulent velocities. For stars,  $\sigma_s$  is the dispersion of their azimuthal velocities. Thicknesses are  $h_g = (c_{\text{snd}}^2 + \sigma_{z, g}^2)/(\pi G \Sigma_g)$  for gas and  $h_s = \sigma_{z, s}^2/(\pi G \Sigma_s)$  for stars, where  $\sigma_z$  and  $\Sigma$  are vertical velocity dispersion and surface density. As in [Inoue et al. \(2016\)](#), we compute  $\kappa$  from the mean rotation velocities  $v_\phi$  as

$$\kappa^2 = 2 \frac{v_\phi}{R} \left( \frac{dv_\phi}{dR} + \frac{v_\phi}{R} \right). \quad (2)$$

To measure the half-width  $W$  of the ring, we use radial Gaussian fitting at a given  $\phi$  on the polar plot of  $\Sigma(R, \phi)$ . The fitting function is defined as  $\tilde{\Sigma}(R, \xi, \phi) = \Sigma(R, \phi) \exp[-\xi^2/2w^2]$ , where  $\xi$  represents



**Figure 3.** Same as Fig. 2 but for the run with  $f_g = 0.15$  at  $t = 217, 221$  and  $227$  Myr.

the radial offset from  $R$ . While varying  $w$ , the fitting is iteratively performed in the range of  $-1.55w < \xi < 1.55w$ . We search for a value of  $w$  that minimises the goodness-of-fit  $\chi^2$ , and the half-width is defined as  $W = 1.55w$ . With this definition, the estimated Gaussian surface density at the edge of the ring corresponds to 30 per cent of the peak value, i.e.  $\tilde{\Sigma}(R, \pm W, \phi) = 0.3 \Sigma(R, \phi)$ , and the line-mass is obtained as  $\Upsilon(R, \phi) = 1.44 W \Sigma$ . For computing  $\kappa$ , we calculate the local velocity gradient  $dv_\phi/dR$  at  $(R, \phi)$  by linear least-squares fitting for  $v_\phi$  in the radial range of  $-W < \xi < W$ .

Fig. 2 shows our instability analysis for the run with  $f_g = 0.1$ , where the CRG does not fragment. The bottom panels show that  $\min(S_2) > 1$ , predicting stable states in all regions of the ring. Fig. 3 shows the results for the run with  $f_g = 0.15$ . Our analysis indicates  $\min(S_2) < 1$  in the regions at  $\phi \simeq \pi/2$  at  $t = 217$  Myr. In the following snapshots, other regions also indicate  $\min(S_2) < 1$ . At  $t = 227$  Myr, the ring fragments at  $\phi \simeq \pi/2$  where  $\min(S_2)$  is below unity. Our analysis can thus characterise the stability and the onset of ring fragmentation in our simulations. Our analysis can also estimate the physical scales of the instability as  $\lambda_{\text{MU}} = 2\pi/k_{\text{MU}}$ , where  $k_{\text{MU}}$  is the wavenumber that gives the minimum  $S_2(k)$ . The number of clumps expected from our analysis is  $2\pi R/\lambda_{\text{MU}} \simeq 7$ . Although this is fewer than the actual number of clumps in the simulation, it is consistent to within a factor of two. From the above results, we explain qualitatively that a ring fragments by its self-gravity when it is massive (large  $\Upsilon$ ), thin (small  $W$  and  $h$ ) and/or cold (small  $\sigma$ ) in a galaxy with small  $\kappa$  (see equation 1).

#### 4 SWEEP-UP APPROXIMATION

Here we consider a simple model applicable to rings in the marginal states with  $\min(S_2) \simeq 1$ , where their self-gravity is not negligible. If appropriate physical quantities are given, the physical model allows us to predict whether a CRG fragments before the merger. We assume



that the impact of a merger forms a ring at  $R$ , which has swept up all the gas and stars inside  $R$ . The line-mass of the ring is then

$$\Upsilon = \frac{1}{2\pi R} \int_0^R 2\pi r \Sigma_{\text{IC}} dr, \quad (3)$$

where  $\Sigma_{\text{IC}}$  is the surface density of the disc before the merger, i.e. the relaxed IC. This model considers the ring to be a ‘material wave’ in contrast with the density-wave theory of [Lynds & Toomre \(1976\)](#). The ring expands while accumulating the gas and stars within the ring radius, obtaining the total mass of  $M_{\text{ring}} = 2\pi R \Upsilon$ . The accumulated material conserve its angular momentum, and thus obtain the mean rotation velocity at  $R$  is

$$v_\phi = \frac{1}{RM_{\text{ring}}} \int_0^R 2\pi r^2 v_{\phi, \text{IC}} \Sigma_{\text{IC}} dr, \quad (4)$$

where  $v_{\phi, \text{IC}}$  is the rotation velocity in the relaxed IC. We approximate  $\kappa = 2v_\phi/R$  since self-gravitating structures such as rings have rigid rotation ([Takahashi et al. 2016; Inoue & Yoshida 2018](#)). Gas and stars migrate from  $r$  to  $R$  while their rotation velocities scale as  $v_{\phi, \text{IC}}(r/R)$ . Since the ring sweeps up these with different velocities into the ring, it generates azimuthal velocity dispersion,

$$\sigma_A^2 = \frac{1}{M_{\text{ring}}} \int_0^R 2\pi r \Sigma_{\text{IC}} \left[ v_\phi - v_{\phi, \text{IC}} \frac{r}{R} \right]^2 dr. \quad (5)$$

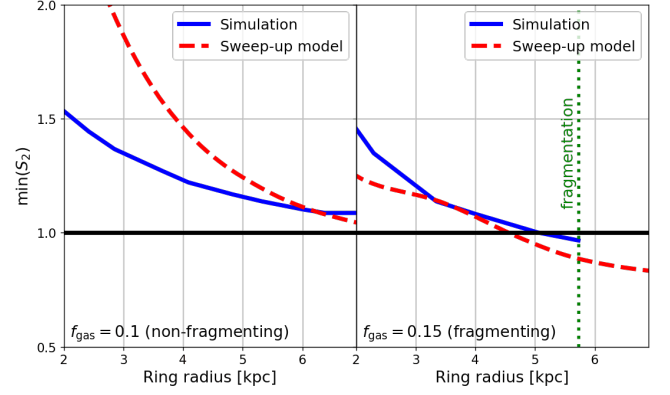
We assume that the intrinsic dispersions of azimuthal and vertical velocities are approximately conserved while the ring expands,<sup>2</sup> and then the contribution is calculated as

$$\sigma_B^2 = \frac{1}{M_{\text{ring}}} \int_0^R 2\pi r \Sigma_{\text{IC}} \sigma_{\text{IC}}^2 dr. \quad (6)$$

where  $\sigma_{\text{IC}}$  is the velocity dispersion in the relaxed ICs. We evaluate  $\sigma_B$  separately in the azimuthal and vertical directions. For the gas component,  $\sigma_{\text{IC}}$  includes the contributions from the sound velocity. Then, the azimuthal and vertical velocity dispersions in the ring are computed as  $\sigma_\phi^2 = \sigma_A^2 + \sigma_{B, \phi}^2$  and  $\sigma_z^2 = \sigma_{B, z}^2$ , respectively. The above equations (3–6) set the lower limit of the integration to be  $R = 0$  where there can be a bulge, and a companion would not penetrate the exact centre. However, the contribution from the central regions is expected to be small in the integration.

Finally, we need to evaluate  $W$  for the analysis to be completed. In our simulations, we find that the ring widths  $W$  are nearly constant with time until they fragment or reach  $R \simeq 7$  kpc:  $W_s \simeq 2$  kpc and  $W_g \simeq 0.5$  kpc in both runs. Hence, we approximate  $W$  to be constant in the radial range from  $R \sim 2$  to 7 kpc. By assuming a Gaussian density distribution, the surface density at the crest of the ring is given as  $\Sigma = \Upsilon/(1.44W)$ .

Using the above model and the relaxed ICs, we compute  $\Upsilon$ ,  $\sigma$ ,  $\kappa$  and  $h$  as functions of ring radius  $R$  for each of the gas and stellar components. Systematic differences of these quantities are not significantly large between the sweep-up model and the actual rings in the simulations. We substitute the quantities obtained from the model into equation (1) and compute  $\min(S_2)$ . Fig. 4 compares the results with the simulations. For the run with  $f_g = 0.1$  (left), the sweep-up model and the simulation are consistent in terms of the stability indicated by  $\min(S_2) > 1$  in  $R \lesssim 7$  kpc where the assumption of the constant  $W$  is valid. Although the model indicates larger  $\min(S_2)$  than the simulation at small  $R$ , the values are close to the simulation result at large  $R$  and do not fall below unity. In the run with  $f_g = 0.15$



**Figure 4.** The instability parameters  $\min(S_2)$  as functions of ring radius  $R$ . The left and right panels show the results for the cases of  $f_g = 0.1$  and  $0.15$ . For the simulations, we compute the median values of  $S_2$  measured along the crests of the simulated rings. In the right panel, the simulated CRG completely fragments at  $R \simeq 5.7$  kpc (the vertical green dotted line), and therefore  $S_2$  is not measured at the larger radius.

(right), the sweep-up model indicates  $\min(S_2)$  consistent with or slightly below the simulation result. It is noteworthy that the sweep-up model predicts the unstable states for the ring with  $\min(S_2) < 1$  at  $R = 4.5$  kpc, and this is in agreement with the simulation. These results of our toy model support the ability of our linear perturbation analysis to characterise the dynamical instability of CRGs, and the self-gravitating rings in our simulations can be approximated as material waves accumulating gas and stars in the discs.

## 5 A HIGH-REDSHIFT CRG

R5519 has been discovered at redshift  $z = 2.19$  and is the most distant CRG ever observed ([Yuan et al. 2020](#)). Here we adopt our instability analysis to this high-redshift CRG. The observations measure various physical properties of R5519 as follows. The CRG has a total star formation rate (SFR) of  $38 \text{ M}_\odot \text{ yr}^{-1}$  and stellar mass of  $\log(M_s/M_\odot) = 10.78$ . It is estimated that 45–70 per cent of the total SFR resides in the ring. The ring is nearly circular and has a radius of  $R = 5.1$  kpc, a width of 3.7 kpc, and an estimated rotation velocity of  $v_\phi = 90 \text{ km s}^{-1}$ .

Using these observed quantities, we consider two extreme cases for R5519: the minimum and maximum ring models. The former (latter) model assumes the least (most) massive ring and provides the upper (lower) limit of  $S_2$ . In the minimum ring model, we ignore the stellar component and assume that the ring has 45 per cent of the total SFR of the galaxy. The averaged SFR surface density in the ring is estimated to be  $\bar{\Sigma}_{\text{SFR}} = 0.14 \text{ M}_\odot \text{ yr}^{-1} \text{ kpc}^{-2}$ , and this is converted to the averaged gas surface density of  $\bar{\Sigma}_g = 9.3 \times 10^7 \text{ M}_\odot \text{ kpc}^{-2}$  through the star formation law of [Kennicutt \(1998\)](#). Although the measurements of the ring width by [Yuan et al. \(2020\)](#) are not exactly compatible with our definition of  $W$ , we take the width to be  $2W = 3.7$  kpc in our analysis. Adopting the Gaussian distribution for the ring, the surface density at the crest is calculated to be  $\Sigma_g = 1.41 \bar{\Sigma}_g = 1.3 \times 10^8 \text{ M}_\odot \text{ kpc}^{-2}$ . We assume rigid rotation for the ring:  $\kappa = 2v_\phi/R$ . Because the velocity dispersion  $\sigma$  of the ring is not measured, we compute  $\min(S_2)$  as a function of  $\sigma$ . We assume the velocity dispersion is isotropic:  $\sigma_\phi = \sigma_z$ . From equation (1),  $\min(S_2)$  monotonically increases with  $\sigma$ . We find that  $\min(S_2) < 1$  when  $\sigma < 27 \text{ km s}^{-1}$ . This model ignores the stellar component and

<sup>2</sup> Note that the accumulated materials can be in a new equilibrium with different velocity dispersions. We find, however, that values of  $\sigma$  computed with this assumption are quite similar to those in the simulations.

uses the lower limit of  $\bar{\Sigma}_{\text{SFR}}$  to provide the upper limit, and R5199 is therefore expected to be unstable if  $\sigma < 27 \text{ km s}^{-1}$ .

The maximum ring model takes into account the stellar component and assumes that the ring has 70 per cent of the total SFR. Since the width and mass of the stellar ring are not measured, we assume  $W_s = W_g$  and that 70 per cent of the total stellar mass of the galaxy resides in the ring. We consider that  $v_\phi$  is the same between the gas and stellar components. The free parameter  $\sigma$  is again assumed to be isotropic, and the stellar component shares the same  $\sigma$  with the gas. Assigning  $W$  and  $\sigma$  of the gas to the stars can significantly underestimate  $S_2$  since the stars are thought to have larger  $W$  and  $\sigma$  than the gas. Moreover, assuming the maximum  $\bar{\Sigma}_{\text{SFR}}$  for the ring also results in relatively low  $S_2$ . Thus,  $\min(S_2)$  in this model gives a lower limit. We find that  $\min(S_2) < 1$  when  $\sigma < 105 \text{ km s}^{-1}$  in this model. This means that R5199 is expected to be stable if  $\sigma > 105 \text{ km s}^{-1}$ .

In the range between  $\sigma = 27$  and  $105 \text{ km s}^{-1}$ , there remains the possibility of dynamical instability. Turbulent velocities of star-forming discs at  $z \sim 2$  are observed to range from  $\sigma \sim 20\text{--}130 \text{ km s}^{-1}$  with a median value of  $\sim 50 \text{ km s}^{-1}$  (Yuan et al. 2017). If the progenitor of R5199 is such a typical galaxy with  $\sigma \sim 50 \text{ km s}^{-1}$ , it is possible that the ring instability operates, and the high-redshift CRG would evolve into a clumpy galaxy.

Although CRGs are rare and only account for  $\sim 0.01$  per cent of galaxies in the local Universe (Madore et al. 2009), they are expected to be more abundant at higher redshifts since mergers are more frequent then. Yuan et al. (2020) argue, however, that CRGs at  $z \sim 2$  are as rare as in the local Universe, and this is an open question of high-redshift galaxies. They show that R5199 has a significantly higher surface brightness than the local CRGs, and the Cartwheel Galaxy would be too faint to observe if it were at the same redshift as R5199. If a high-redshift CRG is unstable, its fragmentation can drive active star formation and may elevate the brightness of the ring to an observable level. Not all CRGs would be unstable at high redshifts. Therefore, if the current high-redshift observations are limited to such unstable CRGs that can be bright enough, the instability of rings may explain the rarity of high-redshift CRGs.

## 6 DISCUSSION AND CONCLUSIONS

Our linear perturbation analysis can thus predict the (un-)occurrence of fragmentation of the CRGs in our simulations. Although the density-wave theory of Lynds & Toomre (1976) ignores self-gravity of rings, our analysis including self-gravity can characterise their dynamical states and accurately predict the fates of massive CRGs. In Fig. 4, despite its simplicity, the results of our sweep-up model agree remarkably with the actual evolution of  $\min(S_2)$  in the simulations. However, the toy model is not completely stand-alone but uses  $W$  measured in the actual simulations. If we can approximate  $W$  from a progenitor disc without running a simulation, our sweep-up model can predict the evolution of a CRG before a head-on merger takes place. It may enable us to estimate, from observations, the fraction of disc galaxies that can fragment by strong perturbations.

Figs. 3 and 4 demonstrate that the ring fragments when it reaches  $\min(S_2) < 1$  in our simulation and the toy model. These figures show that  $\min(S_2)$  is not necessarily constant with time. This is mainly because  $\Upsilon$  and  $\kappa$  vary as the ring expands. Therefore, even if a ring indicates  $\min(S_2) > 1$  at a certain time, the instability may operate later at an outer radius. However, if the relevant physical quantities can be obtained from observations, the subsequent evolution of  $\min(S_2)$  can be predicted using the sweep-up model.

For R5199, the available information is still limited. Especially,

determining turbulent velocity  $\sigma_g$  with spectroscopic observations would be a key to improve our estimation of  $S_2$ ; the properties of the stellar component are also important. As high-redshift disc galaxies tend to form giant clumps due to their highly gas-rich nature, CRGs may be prone to fragmentation at high redshifts. We expect that our instability analysis is essential for understanding high-redshift CRGs such as R5519.

## ACKNOWLEDGEMENTS

We thank Volker Springel for kindly providing the simulation code AREPO. This study was supported by World Premier International Research Center Initiative (WPI), MEXT, Japan. The simulations and numerical analysis presented in this paper were carried out on Cray XC50 and the analysis servers at Center for Computational Astrophysics, National Astronomical Observatory of Japan.

## DATA AVAILABILITY

The data underlying this article will be shared on reasonable request to the corresponding author.

## REFERENCES

- Binney J., Tremaine S., 2008, *Galactic Dynamics* Second Edition. Princeton Univ. Press, Princeton
- Elmegreen D. M., Elmegreen B. G., 2006, *ApJ*, **651**, 676
- Elmegreen D. M., Elmegreen B. G., Marcus M. T., Shahinyan K., Yau A., Petersen M., 2009, *ApJ*, **701**, 306
- Hernquist L., 1990, *ApJ*, **356**, 359
- Hernquist L., 1993, *ApJ*, **86**, 389
- Hernquist L., Weil M. L., 1993, *MNRAS*, **261**, 804
- Inoue S., Yoshida N., 2018, *MNRAS*, **474**, 3466
- Inoue S., Yoshida N., 2019, *MNRAS*, **485**, 3024
- Inoue S., Yoshida N., 2020, *MNRAS*, **491**, L24
- Inoue S., Dekel A., Mandelker N., Ceverino D., Bournaud F., Primack J., 2016, *MNRAS*, **456**, 2052
- Kennicutt Jr. R. C., 1998, *ApJ*, **498**, 541
- Lynds R., Toomre A., 1976, *ApJ*, **209**, 382
- Madore B. F., Nelson E., Petrillo K., 2009, *ApJS*, **181**, 572
- Mapelli M., Moore B., Ripamonti E., Mayer L., Colpi M., Giordano L., 2008, *MNRAS*, **383**, 1223
- Noguchi M., 1998, *Nat*, **392**, 253
- Randers G., 1942, *ApJ*, **95**, 88
- Renaud F., et al., 2018, *MNRAS*, **473**, 585
- Shibuya T., Ouchi M., Kubo M., Harikane Y., 2016, *ApJ*, **821**, 72
- Springel V., 2010, *MNRAS*, **401**, 791
- Struck C., 2010, *MNRAS*, **403**, 1516
- Takahashi S. Z., Tsukamoto Y., Inutsuka S., 2016, *MNRAS*, **458**, 3597
- Theys J. C., Spiegel E. A., 1976, *ApJ*, **208**, 650
- Theys J. C., Spiegel E. A., 1977, *ApJ*, **212**, 616
- Toomre A., 1964, *ApJ*, **139**, 1217
- Weinberger R., Springel V., Pakmor R., 2020, *ApJS*, **248**, 32
- Wong C. Y., 1974, *ApJ*, **190**, 675
- Yuan T., et al., 2017, *ApJ*, **850**, 61
- Yuan T., et al., 2020, *Nature Astronomy*, **4**, 957

This paper has been typeset from a  $\text{\LaTeX}$  file prepared by the author.