

Optimizing Edge Sets in Networks to Produce Ground Truth Communities Based on Modularity

Daniel Kosmas¹, John E. Mitchell¹, Thomas C. Sharkey², and Boleslaw K. Szymanski³

¹Department of Mathematics, Rensselaer Polytechnic Institute

²Department of Industrial Engineering, Clemson University

³Department of Computer Science, Rensselaer Polytechnic Institute

Abstract

We consider two new problems regarding the impact of edge addition or removal on the modularity of partitions (or community structures) in a network. The first problem seeks to add edges to enforce that a desired partition is the partition that maximizes modularity. The second problem seeks to find the sparsest representation of a network that has the same partition with maximum modularity as the original network. We present integer programming formulations, a row generation algorithm, and heuristic algorithms to solve these problems. Further, we demonstrate a counter-intuitive behavior of modularity that make the development of heuristics for general networks difficult. We then present results on a selection of social and illicit networks from the literature.

1 Introduction

A well studied problem in network science is community detection. Given a network $G = (V, E)$, where m is the number of edges and d_i is the degree of node i , the community detection problem seeks to partition the node set into disjoint clusters (or communities), C_1, \dots, C_k , satisfying $\bigcup_{i=1}^k C_i = V$ and $C_i \cap C_j = \emptyset$ for all $i \neq j$, in order to maximize some measure of this partition. Typically, this measure would give preference to partitions where there are a large number of edges within each cluster, but a small number of edges between the clusters. This problem has applications in many domains, including biological networks [1], social networks [1], and illicit network analysis [2].

A popular method to perform community detection is through modularity maximization. Introduced by Newman and Girvan [3], modularity maximization seeks to find the partition P that maximizes the Newman-Girvan modularity metric, which compares, for each cluster, its number of actual edges and expected numbers of edges. Brandes et. al. [4] provides an

equivalent definition of modularity as

$$Q = \sum_{C \in P} \left(\frac{|E(C)|}{m} - \left(\frac{|E(C)| + \sum_{C' \in P} |E(C, C')|}{2m} \right)^2 \right),$$

where $E(C)$ is the number of edges within cluster C and $E(C, C')$ is the number of edges between clusters C and C' . The problem of modularity maximization is known to be NP-hard [4].

In some scenarios, we may know the community structure of a network before all of its edges are identified. However, community detection methods will find the optimal partition in this partial network, and that optimal partition may or may not agree with the true community structure since not all edges are currently identified. Edge recommendation in social networks is a well-studied problem [5], but it has not been studied when trying to enforce that a fixed partition should maximize modularity across all potential partitions. In this paper, we introduce the problem of finding the minimal number of edges to add in order to enforce that the ground truth community structure has the maximum modularity across all partitions.

Our analysis of this problem is motivated by problems in understanding and disrupting illicit networks. In disrupting these networks, it is important to predict how the network will react to disruptions since interdicting all participants may not be possible. In such cases, the ‘ground truth’ communities of the participants would be known prior to the disruptions and could have been obtained through intelligence-gathering activities on these illicit networks. We then have the ‘remaining’ network after disruptions have removed participants from the illicit network. The illicit network will then react by adding edges into this network to restore the ground truth communities and the problem we consider helps to understand the fewest number of edges required to accomplish such restoration.

Additionally, it may be of interest to identify the so-called ‘backbone’ of the network that underlies its current partition. This problem can be framed as identifying a sparse sub-network which maintains the partition of the original network. In other words, we seek to find the smallest number of edges (amongst the current ones) such that the partition that maximizes the modularity in the sub-network is the same as the partition that maximizes modularity in the original network. This problem is important when edges are suspected to exist in the network due to partial information and resources must be allocated to confirm their presence. This again finds applications in disrupting illicit supply networks as initial information may cause ‘suspected’ edges to appear and disruptions may not be implemented until the underlying network structure is confirmed. Understanding the minimum number of edges to produce the ground truth communities will allow scarce resources to be allocated to best investigate the edges of the network.

We present approaches to formulate these problems as mixed integer nonlinear programs (MINLPs). For the case where edges are unweighted, we are able to formulate these problems as binary nonlinear programs. We then show how to reformulate the binary nonlinear program as an equivalent binary linear program. For the case where edges are weighted, we show how the MINLP can be relaxed to a mixed integer linear program (MILP) and also discuss exact approaches to solve this problem. We additionally develop heuristic approaches to solve these problems, and demonstrate properties about modularity that make

the development of more accurate heuristics difficult. We apply our approaches to several case studies as a proof of concept and show our heuristics perform quite well.

1.1 Literature Review

Community detection has been a problem of interest in network analysis for many years, with many different methods [1]. One such method, modularity maximization, has been particularly well studied [6]. The goal of modularity maximization is to find the partition that maximizes the Newman-Girvan modularity metric, a global metric of community structure. Many heuristic methods have been developed to quickly find partitions with relatively large modularity scores. Similar metrics have also been proposed to capture the same intuitive principles guiding modularity, while accounting for some of its shortcomings.

Modularity maximization can be formulated as an integer programming (IP) problem. Brandes et. al. [4] introduces this formulation, and Agarwal and Kempe [7] propose a rounding technique to improve the solve time of these problems. Let A be the adjacency matrix of G , and for every pair of nodes $i, j \in V$, let $x_{ij} = 0$ if i and j are in the same cluster, and $x_{ij} = 1$ otherwise. The integer programming formulation of modularity maximization is as follows:

$$\begin{aligned} \max_{x \in \{0,1\}^{|V|^2}} \quad & \frac{1}{2m} \sum_{i,j \in V} \left(A_{ij} - \frac{d_i d_j}{2m} \right) (1 - x_{ij}) \\ \text{s.t. } & x_{ij} \leq x_{ik} + x_{kj} \quad \text{for all } i, j, k \in V \end{aligned} \quad (1)$$

There have since been other formulations of this problem to improve solve time of the integer program (see [8] for such methods), but discussing them is outside the scope of our paper. Such methods can easily be adapted to fit into our framework.

One issue that arises in our problems, compared to this past work on using IP to maximize modularity, is the fact that we are enforcing that the modularity of the given partition is maximum amongst all partitions. This leads to a number of constraints equal to the number of partitions, i.e., an exponential number of constraints based on the number of nodes in the network. To avoid this difficulty, our framework operates on ‘row generation,’ i.e., only maintaining a subset of these constraints at a time and then generating new constraints (rows) when needed. In each iteration of our framework, a master problem is solved for a potential optimal solution based on a subset of the partition constraints. A subproblem is then solved to verify optimality, which fails when there is a partition not currently included that has a modularity larger than the ground truth community structure. In such a case, a new constraint is added to the master problem. Fischetti et. al. [9] demonstrates this is an effective method to solve bilevel integer optimization problems. More recently, community detection through the degree-corrected stochastic block model, which is known to be equivalent to modularity maximization [10], has been modeled as a MINLP in [11]. The authors linearized the model and solved the resulting MILP using a row generation framework. However, our problem has the added complication of needing to compare the ground truth to all potential partitions in a graph where the problem is deciding the existence of edges.

1.2 Paper Organization

The rest of the paper is organized as follows: in Section 2, our two problems of interest are formally introduced. In Section 3, we describe a row generation algorithm to solve the problem exactly, and reformulate the problem as a MILP. In Section 4, we demonstrate properties of modularity that prove challenging when designing heuristic solution methods. We also present our heuristic approaches. In Section 5, we present our computational results of our row generation algorithm and heuristics. We discuss our conclusions in Section 6.

2 Description of Problems

2.1 Enforcing Ground Truth Communities as an Optimal Partition

Consider an unweighted, but not necessarily simple, network $G = (V, E)$ and partition $T = (C_1^T, C_2^T, \dots, C_l^T)$, and let $K_{|V|}$ be the set of all edges on $|V|$ nodes and \mathcal{P} be the set of all possible partitions. We seek to find the minimum set of edges $E^* \subset K_{|V|} \setminus E$ to add to the network such that T is the partition that maximizes modularity in $G' = (V, E \cup E^*)$. Let $Q_P(E')$ be the modularity of partition P in the network $(V, E \cup E')$. We can define this problem as a mathematical program as follows:

$$\begin{aligned} \min_{E' \subset K_{|V|} \setminus E} \quad & |E'| \\ \text{s.t. } & T \in \arg \max_{P \in \mathcal{P}} \{Q_P(E')\} \end{aligned} \quad (2)$$

By enumerating over all possible partitions, we can easily convert the constraint in model (2) to the following:

$$\begin{aligned} \min_{E' \subset K_{|V|} \setminus E} \quad & |E'| \\ \text{s.t. } & Q_T(E') \geq Q_P(E') \quad \text{for all } P \in \mathcal{P} \end{aligned} \quad (3)$$

In this program, the constraint enforces that the modularity associated with partition T after adding the set of edges E' is at least as large as the modularity of every other partition P after adding the set of edges E' . Thus, T is in the set of optimal partitions for the modularity maximization problem. To enforce that T is the unique optimal solution, the constraint could be replaced with $Q_T(E') \geq Q_P(E') + \epsilon$ for some small $\epsilon > 0$.

We can further extend this problem for weighted networks, where we seek to find the minimum set of weights to add such that the partition T is the partition that maximizes the modularity in the weighted networks. Consider a weighted network $G = (V, E)$ with weights $w \in \mathbb{R}_{\geq 0}^{|E|}$. Let $u \in \mathbb{R}_{\geq 0}^{K_{|V|}}$ be the bound on weights on the edges, and $a \in \mathbb{R}_{\geq 0}^{K_{|V|}}$ be the amount of weight added to the edges. Unlike before, $Q_P(E')$ should be the modularity of partition P in the network $(V, E \cup E')$ with edge weights $w + a$.

$$\begin{aligned}
& \min_{E' \subset K_{|V|}} \sum_{e \in K_{|V|}} a_e \\
& \text{s.t. } Q_T(E') \geq Q_P(E') && \text{for all } P \in \mathcal{P} \\
& w_e + a_e \leq u_e && \text{for all } e \in K_{|V|} \\
& a \geq 0
\end{aligned} \tag{4}$$

2.2 Sparsest Representation of a Partition

We now introduce the problem of finding the minimum set of edges in a network such that the sub-network composed of only these edges has the same optimal partition as the original network. Consider a network $G = (V, E)$ with optimal partition $T = P^*$. We can express this as the following mathematical program:

$$\begin{aligned}
& \min_{E' \subseteq E} |E'| \\
& \text{s.t. } Q_{P^*}(E') \geq Q_P(E') && \text{for all } P \in \mathcal{P}
\end{aligned} \tag{5}$$

Unlike model (3), where we optimize over $K_{|V|} \setminus E$, here we optimize over E . Because the constraints in both models are the same, we can use a similar solution method to solve both problems.

3 Integer Programming Framework

3.1 Initial Framework

To solve model (3) by enumeration, we would need to verify the modularity of every possible partition, the number of which is exponentially large in the number of nodes. However, we expect that most of those partitions can be rejected based on modularity properties. For example, if every node is in the same cluster, or every node is in their own cluster, the modularity will always be zero. As long as our given partition has a non-negative modularity, we do not need to compare against these two partitions.

We propose a row generation method to solve these problems. In this framework, we iteratively identify partitions of higher modularity than our given modularity. We then use these partitions to determine what edges should be added to the network so the given partition has a higher modularity than these partitions.

Let \mathcal{P}^k be the set of partitions identified by the k^{th} iteration of our iterative procedure. Instead of solving model (3), we solve the following:

$$\begin{aligned}
& \min_{E' \subset K_{|V|} \setminus E} |E'| \\
& \text{s.t. } Q_T(E') \geq Q_P(E') && \text{for all } P \in \mathcal{P}^k
\end{aligned} \tag{6}$$

In model (6), we enforce that T has a modularity at least as large as every partition in \mathcal{P}^k . However, this does not enforce that the given partition T is in the set of partitions that maximize modularity. Let E^k be the optimal solution found in model (6). We now find the partition that maximizes modularity in the new network with edges added. Let \bar{A} be the adjacency matrix of $G^k = (V, E \cup E^k)$, $\bar{m} = |E \cup E^k|$, and \bar{d}_i be the degree of node i in G^k . We find the partition that maximizes modularity with the following:

$$\begin{aligned} \max_{x \in \{0,1\}^{|V|^2}} \quad & \frac{1}{2\bar{m}} \sum_{i,j} \left(\bar{A}_{ij} - \frac{\bar{d}_i \bar{d}_j}{2\bar{m}} \right) (1 - x_{ij}) \\ \text{s.t. } & x_{ij} \leq x_{ik} + x_{kj} \quad \text{for all } i, j, k \in V \end{aligned} \quad (7)$$

By solving model (7), we find the partition \bar{P} that maximized modularity in the new network, as well as its modularity. If $Q_T(E^k) = Q_{\bar{P}}(E^k)$, then we have that T is in the set of optimal partitions, and we are done. If not, then we have found a partition, \bar{P} , which has greater modularity than T which must be considered when adding edges. We set $\mathcal{P}^{k+1} = \mathcal{P}^k \cup \bar{P}$, and repeat this process. Formalizing this procedure yields Algorithm 1.

Algorithm 1 Row Generation for Edge Addition

Initialize: network $G = (V, E)$, ground truth partition T , initial set of partitions \mathcal{P}^1 , iteration counter $k = 1$.

while not converged **do**

Step 1. Solve model (6) for E^k .

if (6) is infeasible **then**

 terminate; model (3) is infeasible.

end if

Step 2. Create test network $G^k = (V, E \cup E^k)$. With test network G^k , solve model (7) for optimal partition \bar{P} .

if $Q_T(E^k) = Q_{\bar{P}}(E^k)$ **then**

 terminate; E^k is the optimal solution to model (3).

else

 Set $\mathcal{P}^{k+1} = \mathcal{P}^k \cup \bar{P}$, $k = k + 1$, and return to Step 1.

end if

end while

To analyze, each iteration of this procedure can result in one of three outcomes. First, if model (6) is infeasible, then model (3) is also infeasible. If model (6) is feasible, we have two cases. If $Q_T(A) = Q_{\bar{P}}(A)$ in the k^{th} iteration, we have found the optimal set of edges to add to the network. Otherwise, we have $Q_T(A) < Q_{\bar{P}}(A)$, and we continue the process. Since $|\mathcal{P}|$ is finite, our framework has a finite number of iterations, and will thus solve model (3) in finite time.

While we choose to use modularity as our measure of community structure, note that our framework can work for any optimization based clustering measure. In model (3), and likewise model (6), the constraint enforcing that the given partition T has modularity at least as large as all other partitions would be replaced with the desired measure of T being at least as large as all other partitions, and model (7) would be replaced with finding the

partition that optimizes that measure. In this paper, though, we are able to express model (3) as an integer program, rather than a nonlinear integer program, which we demonstrate over the next two subsections.

3.2 Nonlinear Integer Programming Representation

We now express model (3) as an integer program. Let z_{ij} be the indicator of whether or not the edge (i, j) is included. We can rewrite the modularity of a given partition with added edges as:

$$Q_P(A) = \sum_{(i,j) \in V} \left(\frac{A_{ij} + z_{ij}}{2(m + \sum_{(i,j) \in \bar{E}} z_{ij})} - \frac{(d_i + \sum_{l \in V} z_{il})(d_j + \sum_{h \in V} z_{jh})}{(2(m + \sum_{(s,t) \in \bar{E}} z_{st}))^2} \right) (1 - x_{ij}^P). \quad (8)$$

We can thus express the nonlinear integer program as:

$$\begin{aligned} \min_{z \in \{0,1\}^{K|V| \setminus E}} \quad & \sum_{(i,j) \in K|V| \setminus E} z_{ij} \\ \text{s.t.} \quad & \sum_{(i,j) \in V} \left(\frac{A_{ij} + z_{ij}}{2(m + \sum_{(i,j) \in \bar{E}} z_{ij})} - \frac{(d_i + \sum_{l \in V} z_{il})(d_j + \sum_{h \in V} z_{jh})}{(2(m + \sum_{(s,t) \in \bar{E}} z_{st}))^2} \right) (1 - x_{ij}^T) \\ & \geq \sum_{(i,j) \in V} \left(\frac{A_{ij} + z_{ij}}{2(m + \sum_{(i,j) \in \bar{E}} z_{ij})} - \frac{(d_i + \sum_{l \in V} z_{il})(d_j + \sum_{h \in V} z_{jh})}{(2(m + \sum_{(s,t) \in \bar{E}} z_{st}))^2} \right) (1 - x_{ij}^P) \\ & \text{for all } P \in \mathcal{P} \end{aligned} \quad (9)$$

We note that model (5) can be expressed similarly, where z_{ij} is no longer a binary vector indicating inclusion of edges, but a vector of integers, expressing the amount of weight added to edges.

3.3 Linearizing the Problem

The constraints in model (9) is nonlinear, but can be linearized quite nicely using standard techniques. Below, we describe the process of linearizing these constraints. The equivalent constraint in the weighted version of the problem can be linearized similarly, but we will highlight some key differences after the derivation is complete.

The first point to note is that the $2(m + \sum_{(i,j) \in \bar{E}} z_{ij})$ in the denominator is the same on both sides of the equality. Furthermore, it will always be strictly greater than 0, assuming the network has a nonempty edge set. Thus, multiplying both sides of the inequality by this denominator does not change the inequality, resulting in:

$$\begin{aligned} & \sum_{(i,j) \in V} \left(A_{ij} + z_{ij} - \frac{(d_i + \sum_{l \in V} z_{il})(d_j + \sum_{h \in V} z_{jh})}{2(m + \sum_{(s,t) \in \bar{E}} z_{st})} \right) (1 - x_{ij}^T) \\ & \geq \sum_{(i,j) \in V} \left(A_{ij} + z_{ij} - \frac{(d_i + \sum_{l \in V} z_{il})(d_j + \sum_{h \in V} z_{jh})}{2(m + \sum_{(s,t) \in \bar{E}} z_{st})} \right) (1 - x_{ij}^P). \end{aligned} \quad (10)$$

Again, using that $2(m + \sum_{(i,j) \in \bar{E}} z_{ij}) > 0$, we multiply both sides of the inequality by $2(m + \sum_{(i,j) \in \bar{E}} z_{ij})$ to remove fractions from our inequality. Additionally, the factors $1 - x_{ij}^T$ and $1 - x_{ij}^P$ are multiplied by the same terms. Thus, we can reduce the inequality to the following:

$$\begin{aligned} & \sum_{i,j \in V} \left((A_{ij} + z_{ij})(2(m + \sum_{(s,t) \in \bar{E}} z_{st})) - (d_i + \sum_{l \in V} z_{il})(d_j + \sum_{h \in V} z_{jh})) \right) x_{ij}^T \\ & \leq \sum_{i,j \in V} \left((A_{ij} + z_{ij})(2(m + \sum_{(s,t) \in \bar{E}} z_{st})) - (d_i + \sum_{l \in V} z_{il})(d_j + \sum_{h \in V} z_{jh})) \right) x_{ij}^P \end{aligned} \quad (11)$$

We now have a quadratic constraint equivalent to the original constraint. To linearize this constraint, we use the McCormick inequalities [12]. For a pair of edges (i, j) and (s, t) , let $w_{ijst} = z_{ij}z_{st}$. The following inequalities enforce that w_{ijst} takes the correct value:

$$\begin{aligned} w_{ijst} &\leq z_{ij}, \\ w_{ijst} &\leq z_{st}, \\ w_{ijst} &\geq 0, \\ w_{ijst} &\geq z_{ij} + z_{st} - 1. \end{aligned}$$

By multiplying out the quadratic terms, and replacing any bilinear terms with the appropriate variable, we can express the term multiplied by x_{ij}^T (and x_{ij}^P) as

$$\begin{aligned} f_{ij}(z, w) &= 2mA_{ij} + 2A_{ij} \sum_{(s,t) \in \bar{E}} z_{st} + 2mz_{ij} + 2 \sum_{(s,t) \in \bar{E}} w_{ijst} \\ &\quad - \left(d_i d_j + d_i \sum_{h \in V} z_{jh} + d_j \sum_{l \in V} z_{il} + \sum_{h,l \in V} w_{iljh} \right). \end{aligned}$$

We can now express the linearized constraint as:

$$\sum_{i,j \in V} (x_{ij}^P - x_{ij}^T) f_{ij}(z, w) \geq 0 \quad (12)$$

Thus, our integer programming formulation is:

$$\begin{aligned} & \min_{z \in \{0,1\}^{K|V| \setminus E}} \sum_{(i,j) \in K|V| \setminus E} z_{ij} \\ & \text{s.t. } \sum_{i,j \in V} (x_{ij}^P - x_{ij}^T) f_{ij}(z, w) \geq 0 \text{ for all } P \in \mathcal{P} \\ & \quad w_{ijst} \leq z_{ij} \text{ for all } (i, j), (s, t) \\ & \quad w_{ijst} \leq z_{st} \text{ for all } (i, j), (s, t) \\ & \quad w_{ijst} \geq 0 \text{ for all } (i, j), (s, t) \\ & \quad w_{ijst} \geq z_{ij} + z_{st} - 1 \text{ for all } (i, j), (s, t) \end{aligned} \quad (13)$$

Theorem 1. Model (13) is equivalent to model (9).

In the framework of Algorithm 1, we would solve model (13) to determine E^k , then solve model (7) to determine the partition that maximizes modularity in the network $G^k = (V, E \cup E^k)$. We additionally add a constraint regarding the previous iteration's objective value to model (13). Let c^k be the objective value in the k^{th} iteration. We add the constraint $\sum_{(i,j) \in K_{|V|} \setminus E} z_{ij} \geq c^k$, with c^0 initialized as 0. By enforcing that the objective value is non-decreasing, we can reduce the time of the branch-and-bound procedure needed to solve iterations where the objective value stays the same as in the previous iteration.

We note that, when extending these manipulations to the weighted version of the problem, we use the generalized McCormick envelope [12]. For integer variables z_{ij}, z_{st} with $l_{ij} \leq z_{ij} \leq u_{ij}$ and $l_{st} \leq z_{st} \leq u_{st}$, we can represent w_{ijst} as:

$$\begin{aligned} w_{ijst} &\leq l_{st}z_{ij} + u_{ij}z_{st} - l_{st}u_{ij} \\ w_{ijst} &\leq l_{ij}z_{st} + u_{st}z_{ij} - l_{ij}u_{st} \\ w_{ijst} &\geq l_{st}z_{ij} + l_{ij}z_{st} - l_{ij}l_{st} \\ w_{ijst} &\geq u_{st}z_{ij} + l_{ij}z_{st} - u_{ij}u_{st} \end{aligned}$$

However, for non-binary z_{ij} and z_{st} , we no longer have the guarantee that $w_{ijst} = z_{ij}z_{st}$, and these substitutions will not result in an equivalent model. A potential solution to this is to use binary expansion, replacing each integer variable with a set of binary variables to represent any value that integer variable can take [13]. More formally, for integer variable z_{ij} with $z_{ij} \leq u_{ij}$, we would create binary variables $b_{ij}^0, \dots, b_{ij}^k$, with $k = \lfloor \log_2(u_{ij}) \rfloor$. We would then include $z_{ij} = \sum_{l=0}^k 2^l b_{ij}^l$, and replace z_{ij} with $\sum_{l=0}^k 2^l b_{ij}^l$ in the model, converting the bilinear terms with integer variables to be bilinear terms with binary variables. While this substitution would result in an equivalent model, it also results in a large number of binary variables that does not scale well with problem size. Preliminary computational results show this is not a feasible approach.

3.4 Disjunctive Cuts and Additional Partitions

In order to better enforce that the ground truth partition is optimal, we augment model (6) by defining valid disjunctive cuts, and augment Algorithm 1 by generating additional partitions. We first consider how to enforce that a single node v is clustered correctly. For ease of notation, consider a pair of arbitrary partitions $P = (C_1 \cup \{v\}, C_2, C_3, \dots, C_l)$ and $P' = (C_1, C_2 \cup \{v\}, C_3, \dots, C_l)$, where P is the desired partition. Let $e_i(v)$ be the set of edges between v and cluster C_i for $i = 1, 2$ and $e_-(v)$ be set of edges between v and $\bigcup_{j=3}^l C_j$. Let $E(C_i, C_-)$ be the set of edges between C_i and $\bigcup_{j=3}^l C_j$, and let Q_- be the contribution to modularity by C_3, \dots, C_l . We want to identify conditions on when $Q_P < Q_{P'}$ to derive valid inequalities that can be added to the model (13) to prevent it from occurring.

$$\begin{aligned} &(4m^2)(Q_P - Q_{P'}) \\ &= 4m(|E(C_1)| + |e_1(v)|) - (2|E(C_1)| + 2|e_1(v)| + |E(C_1, C_2)| + |e_2(v)| + |E(C_1, C_-)| + |e_-(v)|)^2 \\ &+ 4m|E(C_2)| - (|2E(C_2)| + |E(C_1, C_2)| + |e_2(v)| + |E(C_2, C_-)|)^2 + 4mQ_- \\ &- 4m|E(C_1)| + (2|E(C_1)| + |E(C_1, C_2)| + |e_1(v)| + |E(C_1, C_-)|)^2 - 4mQ_- \\ &- 4m(|E(C_2)| + |e_2(v)|) + (2E(C_2) + 2|e_2(v)| + |E(C_1, C_2)| + |e_1(v)| + |E(C_2, C_-)| + |e_-(v)|)^2 \\ &= 4m(|e_1(v)| - |e_2(v)|) + (2|E(C_1)| + |e_1(v)| + |E(C_1, C_2)| + |E(C_1, C_-)|)^2 \\ &- [(2|E(C_1)| + |e_1(v)| + |E(C_1, C_2)| + |E(C_1, C_-)|) + (|e_1(v)| + |e_2(v)| + |e_-(v)|)]^2 \end{aligned}$$

$$\begin{aligned}
& - (|2E(C_2)| + |e_2(v)| + |E(C_1, C_2)| + |E(C_2, C_-)|)^2 \\
& + [(2|E(C_2)| + |e_2(v)| + |E(C_1, C_2)| + |E(C_2, C_-)|) + (|e_1(v)| + |e_2(v)| + |e_-(v)|)]^2 \\
& = 4m(|e_1(v)| - |e_2(v)|) - (|e_1(v)| + |e_2(v)| + |e_-(v)|)^2 \\
& - 2(2|E(C_1)| + |e_1(v)| + |E(C_1, C_2)| + |E(C_1, C_-)|)(|e_1(v)| + |e_2(v)| + |e_-(v)|) \\
& + 2(2|E(C_2)| + |e_2(v)| + |E(C_1, C_2)| + |E(C_2, C_-)|)(|e_1(v)| + |e_2(v)| + |e_-(v)|) \\
& + (|e_1(v)| + |e_2(v)| + |e_-(v)|)^2 \\
& = (4m - 2|e_1(v)| - 2|e_2(v)| - 2|e_-(v)|)(|e_1(v)| - |e_2(v)|) \\
& - 2(2|E(C_1)| + |E(C_1, C_-)| - 2|E(C_2)| - |E(C_2, C_-)|)(|e_1(v)| + |e_2(v)| + |e_-(v)|)
\end{aligned}$$

Note that $0 \leq |e_1(v)| + |e_2(v)| + |e_-(v)| \leq m$, so if $|e_1(v)| \leq |e_2(v)|$ and $2|E(C_1)| + |E(C_1, C_-)| > 2|E(C_2)| + |E(C_2, C_-)|$, then $Q_P < Q_{P'}$. Thus, we must have that

$$|e_1(v)| \geq |e_2(v)| + 1 \text{ or } 2|E(C_2)| + |E(C_2, C_-)| \geq 2|E(C_1)| + |E(C_1, C_-)|.$$

Likewise, if $|e_1(v)| < |e_2(v)|$ and $2|E(C_1)| + |E(C_1, C_-)| \geq 2|E(C_2)| + |E(C_2, C_-)|$, then $Q_P < Q_{P'}$. This results in needing to enforce

$$|e_1(v)| \geq |e_2(v)| \text{ or } 2|E(C_2)| + |E(C_2, C_-)| \geq 2|E(C_1)| + |E(C_1, C_-)| + 1.$$

To define these cuts regarding T , we must first discuss how to determine which nodes are “classified incorrectly,” especially when our ground truth community structure and the current optimal partition have a different number of clusters. Let \bar{P} be the partition that maximizes modularity, as determined by Algorithm 1. We construct a complete bipartite network, where one set of nodes represents the clusters in T , and the other set represents the clusters in \bar{P} . For a pair of clusters C_i^T and $C_j^{\bar{P}}$, we set the edge weight for (i, j) to be $|C_i^T \cap C_j^{\bar{P}}|$, the number of nodes shared by those clusters. We then solve the maximum weight matching problem on this bipartite network, indicating how the clusters should be ordered. From this, we can easily determine which nodes are incorrectly classified. Note that if the optimal partition has more clusters than the ground truth community structure, then at least one cluster in the optimal partition will not be matched with any cluster in the ground truth. In this scenario, all nodes in this cluster are considered incorrectly classified. Similarly, if the ground truth community structure has more clusters than the optimal partition, at least one cluster in the ground truth communities will not be matched with any cluster in the optimal partition. All nodes in this unmatched cluster will also be considered incorrectly classified. An example of this distinction being important is when two clusters in the ground truth community structure are merged into a single cluster in the optimal partition. While these nodes will all be clustered with all of the nodes they should be clustered with, whichever ground truth cluster is smaller will have its nodes considered incorrectly classified. This indicates that edges (or weights) must be added to distinguish this smaller cluster as its own individual cluster.

Once we have determined the set of incorrectly classified nodes M , we can now define the disjunctive cuts. Let $v \in M$ be an incorrectly classified node, and, without loss of generality, assume $v \in C_1^T$. Let \bar{C} be the cluster v belongs to in \bar{P} . Suppose $\bar{C} \setminus C_1^T$ is nonempty, and consider $w \in \bar{C} \setminus C_1^T$. Without loss of generality, assume $w \in C_2^T$. We define the partition $P' = (C_1^T \setminus \{v\}, C_2^T \cup \{v\}, C_3^T, \dots, C_l^T)$. By utilizing \bar{P} , we ensure that the partition generated provides a meaningful contribution by clustering v with a node with which it was previously clustered. Besides defining the disjunctive cuts, we also include the partition P' in \mathcal{P}^k . Computationally, this inclusion improved solve time.

In the case when $\bar{C} \setminus C_1^T = \emptyset$, the above partition is no longer properly defined, as $\bar{C} \subseteq C_1^T$. One option would be to have v in a cluster on its own in P' . This partition, however, is known to

not be optimal as long as $d_v > 0$ [4]. Instead, we consider a partition that separates all of \bar{C} , not just a single node, since $\bar{C} \subset C_1^T$. We can define a new partition $P' = (C_1^T \setminus \bar{C}, \bar{C}, C_2^T, \dots, C_l^T)$. This partition is well defined, since if $C_1^T \setminus \bar{C} = \emptyset$ and $\bar{C} \setminus C_1^T = \emptyset$, then $C_1^T = \bar{C}$ and thus $v \notin M$. By including the constraint $Q_T \geq Q_{P'}$, we enforce that edges are added to merge $C_1^T \setminus \bar{C}$ and \bar{C} .

At each iteration of Algorithm 1, we generate the set of incorrectly nodes M , and remove nodes whose cluster in \bar{P} is a subset of a cluster in T . For each of these nodes v , we pick an arbitrary node w , where v and w are in the same cluster in \bar{P} , but different clusters in T , to define the disjunctive cuts and additional partition. Then, for every cluster $C_i^{\bar{P}} \in \bar{P}$, we check if it is a subset of a cluster in $C_j^T \in T$, and generate additional partitions for it when $C_i^{\bar{P}} \subset C_j^T$.

4 Heuristic Approaches

The potential downsides of using model (13) include (i) that there could be a large number of binary variables, particularly if the network is sparse, and (ii) we must repeatedly solve model (13) as we generate new partitions to be added to it. With this, even small networks can be computationally expensive to solve, especially when trying to solve model (5). Thus, good heuristics are important for obtaining high quality solutions in a reasonable amount of time. Before we present our heuristic algorithms, we discuss some wonky behaviours of modularity as a measure of community strength.

4.1 Counter-Intuitive Behavior of Modularity

As modularity is a measure of the strength of communities, there are two nice properties we would hope to have. Intuitively, we would expect that adding an edge between two nodes in the same cluster would increase the modularity score of that partition. Likewise, we would expect that adding an edge between two nodes in different clusters would decrease the modularity score of that partition. Neither of these intuitive properties are true. Figure 1 demonstrates that adding an edge within a cluster can decrease modularity.

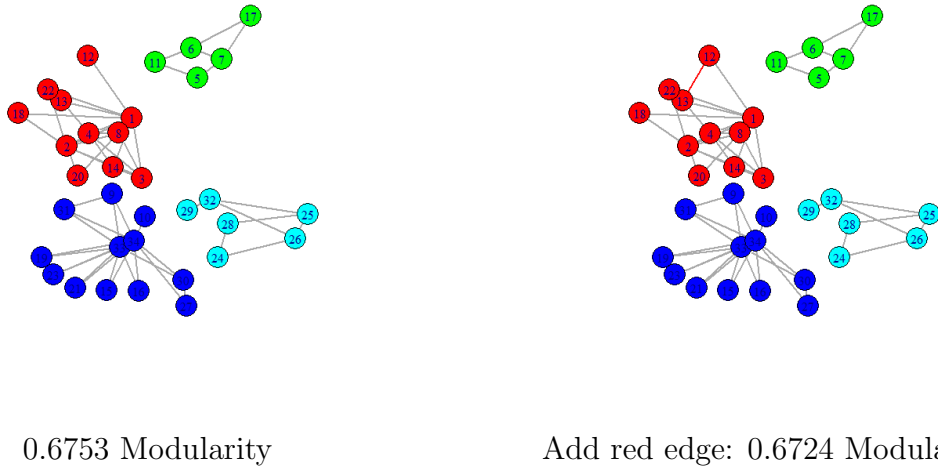


Figure 1: Example of adding an edge within a cluster decreasing modularity of the partition

We construct this example by taking Zachary’s karate club network [14] and removing all edges between distinct communities in the optimal partition of the network. The modularity of the

partition where each disjoint component is its own community is 0.6753. By adding the red edge, which is between two nodes within the red cluster, the modularity decreases to 0.6724.

We can likewise create an example where adding an edge across clusters increase the modularity. Figure 2 demonstrates this behavior.

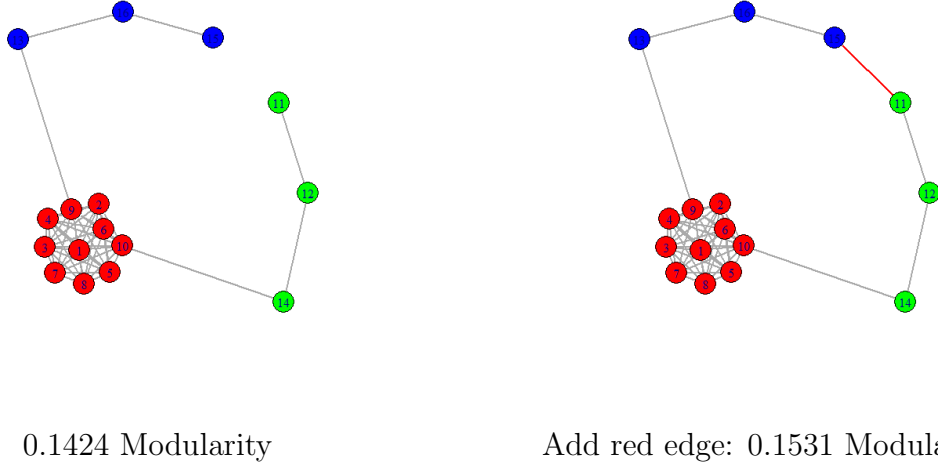


Figure 2: Example of adding an edge across clusters increasing modularity of the partition

We create the example by starting with a complete network on 10 nodes. We then add six more nodes, and create two disjoint paths of edge-length two on these nodes. We take one endpoint of each path, and connect them to one node each in the complete sub-network. With the partition where the complete sub-network and two paths are in their own clusters, we have a modularity of 0.1424. By adding the red edge, which connects the degree 1 nodes in the blue and green clusters, the modularity increases to 0.1531.

A property of modularity being a global measure is that only the numbers of edges within clusters and between clusters are relevant to computing modularity, but not what specific nodes each edge connects [3]. We would then expect that the change in modularity of a particular partition from adding an edge is dependent only on the clusters the incident nodes are in, not the nodes themselves. Exact computations for the change in modularity are presented in Appendix A.

While this is a nice property for a global measure, this property makes developing heuristics based on local properties difficult; we cannot distinguish between edges to add to improve the modularity of our ground truth communities. Further, the change in modularity *across different partitions* will be different and thus understanding how adding an edge changes the current best partition remains challenging without enumerating all partitions. However, we still use our intuition in developing our heuristics.

We also wish to understand what edges may be necessary in creating a distinct cluster. From Brandes et. al. [4], we know the following two properties.

Lemma 1. A partition P that maximizes modularity will not have disconnected clusters.

Lemma 2. A partition P that maximizes modularity will not have any clusters that consist of a single node with degree 1.

We can combine these two results into a more powerful result.

Theorem 2. Given a partition $P = \{C_1, \dots, C_k\}$, a sparsest network to have P as a partition that maximizes modularity has each cluster C_i consisting of a connected component whose edges form a star network.

This theorem helps us understand what edges would be useful to add to the network to get the best gain for the smallest number of edges. In particular, we will seek to ‘reinforce’ star-like sub-networks for each distinct cluster in the ground truth. This also provides a lower bound on the objective value of model (5).

4.2 Our Algorithms

Since we know exactly how adding edges to the network will impact modularity, we can easily describe the ideal edges to add: ones that are within a single cluster in ground truth partition T , and across two clusters in the currently optimal partition P^* . Our procedure follows a simple scheme adding edges to the network. First, we look for a “most incorrectly classified” node to be one endpoint of the edge, which we will call u . We then consider all nodes in the cluster in the ground truth partition T containing u that are not adjacent to u . We then choose the node v that minimizes the local increase in modularity. From the computations on change in modularity in Appendix A, we expect that choosing such an edge will decrease the gap between Q_{P^*} and Q_T , which works towards enforcing that T is the partition that maximizes modularity.

First, we must choose which incorrectly classified node u will be incident to the added edge. We do so by comparing the number of nodes that u should be clustered with in T but is currently not in the partition P^* that currently maximizes modularity, to the number of nodes it should be clustered with. Let M be the set of incorrectly classified nodes, where $C^P(u)$ is the set of nodes in the cluster of P containing u . We order the nodes in M in decreasing order, determined by the fraction

$$q_u = \frac{|C^T(u) \setminus C^{P^*}(u)|}{|C^T(u) - 1|}. \quad (14)$$

Unless $C^T(u) = \{u\}$, the denominator of this term will be strictly greater than 0, and thus the term is well defined. Brandes et. al. [4] proves that, as long as there are no isolated nodes in the network, the partition that maximizes modularity will never have a cluster that is just a single node. Additionally, they show that an isolated node can be placed in any cluster (including its own) without impacting modularity. Thus, if a ground truth partition ever has a cluster that is a single node u , that problem will either be infeasible if $d_u > 0$, or that node can be placed in its own cluster in the partition that maximizes modularity, so it will never be incorrectly classified.

By looking at the proportion of two terms of q_u , we can differentiate between different size clusters. If there are two nodes i and j such that $|C^T(i) \setminus C^{P^*}(i)| = |C^T(j) \setminus C^{P^*}(j)|$, and $|C^T(i)| < |C^T(j)|$, then $\frac{|C^T(i) \setminus C^{P^*}(i)|}{|C^T(i) - 1|} > \frac{|C^T(j) \setminus C^{P^*}(j)|}{|C^T(j) - 1|}$. By normalizing the clusters by their size, we allow for smaller clusters to more easily distinguish themselves and be selected earlier in the heuristic.

Once we have chosen u , we must then choose the other endpoint node v . We consider candidate nodes from the set $N(u) = \{j \in V : j \in C^T(u) \setminus C^{P^*}(u) \wedge A_{uv} = 0\}$. This set considers all non-adjacent nodes that u should be clustered with but currently is not. If this set is empty, we consider a different node instead of u . From this set of nodes, we look at the change in modularity attributed to v . Instead of summing over all pairs of nodes in the cluster C , which results in a constant value regardless of choice of u, v , we just sum over pairs of nodes where v is at least one of those nodes, which we define to be $Q_{v,T}(A)$. Multiplying by $(2m)^2(2m+2)^2$, we compute this

as follows:

$$\begin{aligned}
& Q_{v,T}(\{e\}) - Q_{v,T}(\emptyset) \\
&= (2m)^2(2m+2)A_{vv} - (2m)^2(d_v+1)^2 - (2m)(2m+2)^2A_{vv} + (2m+2)^2d_v^2 \\
&+ 2((2m)^2(2m+2)A_{uv} + (2m)^2(2m+2) - (2m)^2(d_u+1)(d_v+1)) \\
&- 2((2m)(2m+2)^2A_{uv} + (2m+2)^2d_u d_v) \\
&+ 2 \left(\sum_{u,v \neq y \in C} ((2m)^2(2m+2)A_{vy} - (2m)^2(d_v+1)d_y - (2m)(2m+2)^2A_{vy} + (2m+2)^2d_v d_y) \right) \\
&= (-8m^2 - 8m)A_{vv} - 8m^2d_v - 4m^2 + 8md_v^2 + 4d_v^2 \\
&+ 2((-8m^2 - 8m)A_{uv} + 8m^3 + 8m^2 - (4m^2)(d_u d_v + d_u + d_v + 1) + (4m^2 + 8m + 4)d_u d_v) \\
&+ 2 \left(\sum_{u,v \neq y \in C} ((-8m^2 - 8m)A_{vy} - 4m^2(d_v d_y + d_y) + (4m^2 + 8m + 4)d_v d_y) \right) \\
&+ (-8m^2 - 8m)A_{vv} + (8m + 4)d_v^2 - 8m^2d_v - 4m^2 \\
&+ 2((-8m^2 - 8m)A_{uv} + (8m + 4)d_u d_v + 8m^3 + 4m^2 - 4m^2d_u - 4m^2d_v) \\
&+ 2 \left(\sum_{u,v \neq y \in C} ((-8m^2 - 8m)A_{vy} + (8m + 4)d_v d_y - 4m^2d_y) \right) \\
&= 16m^3 + 4m^2 + (-8m^2 - 8m)A_{vv} - 16m^2d_v \\
&+ 2 \sum_{y \neq v, y \in C} ((-8m^2 - 8m)A_{vy} + (8m + 4)d_v d_y - 4m^2d_y)
\end{aligned}$$

We drop the $16m^3 + 4m^2$ term, since that will be constant across all choices of v , reducing our rule to

$$\delta_v = (-8m^2 - 8m)A_{vv} - 16m^2d_v + 2 \sum_{y \neq v, y \in C} ((-8m^2 - 8m)A_{vy} + (8m + 4)d_v d_y - 4m^2d_y).$$

We choose to take the node $v^* = \arg \min_{v \in N(u)} \delta_v$, as a smaller local change in modularity indicates that node v is better connected within its cluster.

We note that our choice is closely related to the degree of each candidate node. Intuitively, this aligns with Theorem 2. By adding edges to the highest degree node within a cluster, we work towards creating a star sub-network in the cluster. For incorrectly classified nodes connected to many nodes in other clusters, we need to add more edges than just establishing a base framework.

If, for every $u \in M$, $N(u) = \emptyset$, no edge can be added such that it is within a cluster in T and across clusters in P^* . This may indicate that some cluster of T is a subset of a cluster of P^* . In this case, we may be able to distinguish that cluster by adding edges to it. Instead of considering $N(u)$, we consider $\tilde{N}(u) = \{j \in V : j \in C^T(u) \wedge A_{uv} = 0\}$. This allows us to add edges that are both within $C^T(u)$ and C^{P^*} , relaxing our restriction to include edges we expect to also be beneficial to the modularity of P^* . If, for every $u \in M$, $\tilde{N}(u) = \emptyset$, then every incorrectly classified node is adjacent to every node it should be clustered with. In this case, we cannot add any edges to the

network that are incident to an incorrectly classified node, providing a termination criterion under which the problem may be infeasible.

As with defining the disjunctive cuts, we need to understand which nodes are incorrectly classified. We again solve the maximum weight matching problem on our auxiliary bipartite graph to determine the correspondence between clusters in T and clusters in P^* . We formalize the full procedure in Algorithm 2.

Extending this heuristic to weighted networks is quite simple. While computations of m and d_i change, the above computation remains the same. We additionally allow for weight to be added to edges already existing in the network, removing the condition $A_{uv} = 0$ from the definition of $N(u)$ and $\tilde{N}(u)$. In a weighted network, we note that we could have instead added weight to an edge until the partition changes. Even if we were to do so, this does not guarantee that an incorrectly classified node will be correctly classified in future iterations nor that an edge will not be re-visited by the heuristic in future iterations, as demonstrated in the example in Figure 3. In this example, each edge has weight 1, and the weight limit for each edge is 10.

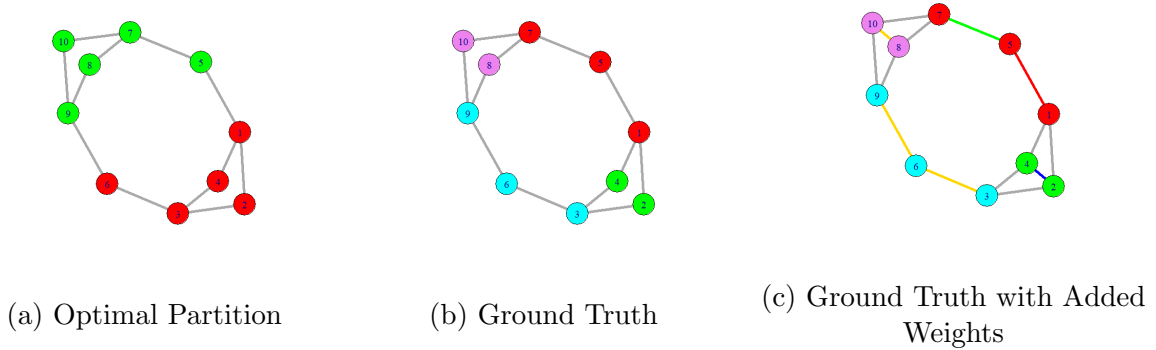


Figure 3: Example network where an edge needs additional weight added after first visit by the heuristic approach

In this network, weight is added to the colored edges in Figure 3c. In the first iteration, a unit of weight is added to the red edge, (1, 5), causing nodes 1 and 5 to be clustered together. The second iteration adds the blue edge, (2, 4). The third and fourth iterations add a unit of weight to the green edge (5, 7). The addition of this weight causes nodes 5 and 7 to be clustered together, but separates node 1 from node 5. Our algorithm next adds another weight to the red edge. At the beginning, only one unit weight is needed for node 1 to be classified correctly. However, after more iterations, node 1 is no longer classified correctly, and an edge needs to be revisited.

When considering model (5), instead of selecting which edge to include from the edge set, we turn our attention to removing edges from the network. The idea behind this procedure is quite intuitive as well; order the edges in the network, then, one by one, check if removing the i^{th} edge results in a change in the optimal partition. If the optimal partition does not change, then that edge can be removed from the network. Note that, if the i^{th} edge was removed, that edge could have been critical for changing the optimal partition when removing any of the first $i - 1$ edges. Thus, if any single edge is removed, we must check the full edge list again to determine if more edges can be removed. We repeat this procedure until it determines that removing any single edge in the network results in a change of the optimal partition. We formalize this approach in Algorithm 3.

We test the following rules for ordering the edges:

1. a prespecified order,

Algorithm 2 Heuristic for Edge Addition

Initialize: initial network $G^1 = (V, E)$, set of edges added $E' = \emptyset$ ground truth partition T , iteration counter $k = 1$.

while not converged **do**

Step 1. Find partition P^k that maximizes modularity of G^k . Identify set M of incorrectly classified nodes.

if $M = \emptyset$ **then**

 Terminate, E' is a solution.

end if

Step 2. Match communities in the ground truth partition to communities in the optimal partition.

Step 3. Order $M = \{u_1, \dots, u_{|M|}\}$ in descending order based on $\frac{|C^T(u) \setminus C^{P^k}(u)|}{|C^T(u) - 1|}$. Set $chosen = false$, $l = 1$.

while $chosen = false$ **do**

if $l \leq |M|$ **then**

Step 3a. Identify candidate nodes $N(u) = \{j \in V : C^T(u_l) \setminus C^{P^k}(u_l) \wedge A_{ju_l} = 0\}$.

if $N(u) = \emptyset$ **then**

 Set $l = l + 1$, return to Step 3a.

else

Step 3b. Set $u = u_l$

for $i \in N(u)$ **do**

Step 3c. Choose $v = \arg \min_{i \in N(u)} \delta_i$.

end for

end if

else if $l > |M|$ and $l \leq 2|M|$ **then**

Step 3a. Identify candidate nodes $\tilde{N}(u) = \{j \in V : C^T(u_l) \wedge A_{ju_l} = 0\}$.

if $\tilde{N}(u) = \emptyset$ **then**

 Set $l = l + 1$, return to Step 3a.

else

Step 3b. Set $u = u_l$

for $i \in \tilde{N}(u)$ **do**

Step 3c. Choose $v = \arg \min_{i \in \tilde{N}(u)} \delta_i$.

end for

end if

else

 Terminate, problem is infeasible.

end if

end while

Step 4. Set $G^{k+1} = (V(G^k), E(G^k) \cup (u, v))$, $E' = E' \cup (u, v)$, $k = k + 1$. Return to Step 1.

end while

2. a random permutation,

Algorithm 3 Heuristic for Edge Removal

Initialize: initial network $G^1 = (V, E)$, set of edges removed $E' = \emptyset$, optimal partition T , $check = true$, iteration counter $k = 1$.
while $check = true$ **do**
 Step 1. Set $check = false$, $I = \emptyset$.
 Step 2. Order edges $E(G^k) = \{e_1, \dots, e_{|E(G^k)|}\}$.
 for $i \in 1 : |E(G^k)|$ **do**
 Step 2. Create network $G' = (V(G^k), E(G^k) \setminus (I \cup \{e_i\}))$.
 Step 3. Find the optimal partition P^* of G' .
 if $P^* = T$ **then**
 Step 3a. Set $I = I \cup \{e_i\}$, $check = true$.
 end if
 end for
 Step 4. Create network $G^{k+1} = (V(G^k), E(G^k) \setminus I)$.
 Step 5. Set $E' = E' \cup I$.
end while

3. a fixed order based on contribution to modularity,
4. a dynamically updated order based on contribution to modularity.

A weakness of the first rule is that the prespecified order may choose edges whose removal may cause fewer edges to be removed in subsequent iterations. The second rule randomizes the order in which the edges are processed in each iteration. This provides a workaround for the weakness of the first rule, but the quality of the solution obtained using this rule is determined by the orders randomly generated.

The third and fourth rules use an edge's contribution to modularity to determine order. We order the edges in decreasing order of their values in the modularity matrix, $M_{ij} = A_{ij} - \frac{d_i d_j}{2m}$. Intuitively, edges with a large value of M_{ij} have small products of degrees, meaning this edge has a low probability to be generated in the corresponding random network. We suspect that these edges are unlikely to be impactful in determining the optimal partition, making them good candidates for removal. For our third rule, we choose to pre-compute this ordering and use it in each iteration, as with the first rule. For the fourth rule, we update this ordering after each iteration. Since it is possible that the removal of certain edges can cause changes of importance of other edges to the optimal partition, the updates may result in more edges removed.

Since Algorithm 3 ensures that each subsequent network has the same optimal partition as the original network, we can improve the solution found by Algorithm 2 by taking the output solution G' as the input for Algorithm 3. This removes edges that were added, but later become redundant due to the addition of other edges. For this addition as post-processing, we simply choose to process the edges in the order in which they were added. Extending this algorithm to weighted networks is also straightforward. Instead of removing one edge at a time, we remove a unit of weight on one edge at a time.

5 Computational Results

We test our methods on multiple networks, some of which are popular in community detection literature and some popular in illicit network analysis. We retrieved this data from the CASOS Public Datasets [15] and Pajek Datasets [16]. For the Montreal Gangs data set, which has disconnected components, we delete the nodes that are not in the largest connected component. We model the integer programming problem in AMPL with CPLEX 12.10 [17] as the solver. Experiments are conducted on a laptop with an Intel® Core™ i5-8250 CPU @ 1.6 GHz - 1.8 GHz and 16 GB RAM running Windows 10. We set a time limit of 7200 seconds. We develop the heuristics in R using the iGraph package [18]. Due to integer programming limitations, we additionally restrict the set of edges considered for addition in these experiments. To ensure feasibility, we start with the set of edges identified by the heuristics with post-processing and without edge restrictions as the initial set of allowable edges. We then generate the list of all pairs of nodes with shortest path length 2 between them, and randomly select from that list to add to the set of allowable edges. We consider 100 edges for each network.

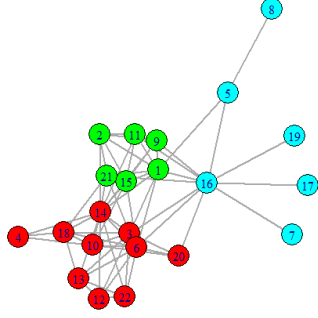
5.1 Results on Unweighted Networks

All networks except the Ciel data set have a known community structure. For networks with a known community structure, we use it as the ground truth. For the Ciel data set, we use the Louvain method [19] to find a near-optimal partition, and use it as the ground truth. For networks that are originally weighted, we remove edge weights and experiment on their unweighted versions. Table 1 reports the networks we use for our experiments organized by the number of edges in the network. Figures 4 and 5 demonstrate the differences in the optimal partition and the ground truth community structure for example networks.

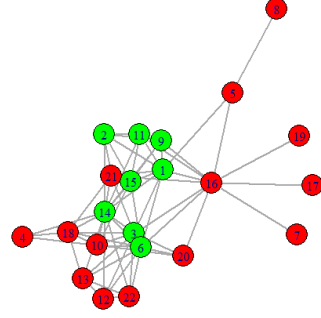
Network	$ V $	$ E $
Ciel [20]	25	35
Caviar6 [20]	27	47
Sawmill [21]	36	62
Rhodes [22]	22	66
Dolphins small [23]	40	70
Montreal Gangs [24]	29	75
Karate [14]	34	78

Table 1: Size of test networks

Table 2 reports the initial number of incorrectly classified nodes as well as the number of edges added to each network to reach the desired communities. Table 3 reports the run time of each method. We denote the integer program without disjunctive cuts and extra partitions as IP, and the integer program with disjunctive cuts and additional partitions as IP+. Entries marked with * did not converge to the optimal solution within the time limit, and the lower bound on the optimal solution is reported.

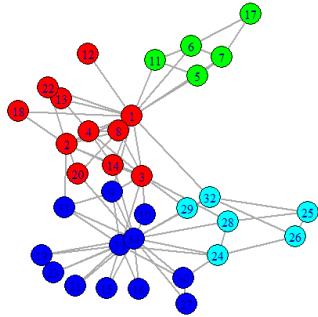


(a) Optimal Partition

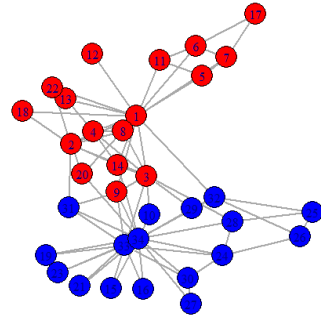


(b) Ground Truth

Figure 4: Optimal partition and ground truth community structure of Rhodes Network



(a) Optimal Partition



(b) Ground Truth

Figure 5: Optimal partition and ground truth community structure of Karate Club Network

Network	Init # Misclassified	#Edges Added (IP)	#Edges Added (IP+)	#Edges Added (Alg2)	#Edges Added (Alg2&3)
Ciel	3	1	1	1	1
Caviar6	3	11	11	12	12
Sawmill	10	9	9	16	13
Rhodes	10	18*	18*	34	34
Dolphins small	17	24*	29*	34	30
Montreal Gangs	16	18*	18*	45	42
Karate	12	8	8	11	9

Table 2: Comparison of Number of Edges Added to Tested Networks with Edge Restrictions

Network	IP (nParts)	IP+ (nParts)	Alg2	Alg2&3
Ciel	1.58 (1)	1.83 (1)	0.09	0.13
Caviar6	39.92 (8)	39.13 (5)	4.95	10.68
Sawmill	287.08 (14)	2968.05 (8)	4.83	14.25
Rhodes	7200* (9)	7200* (6)	4.69	7.31
Dolphins small	7200* (8)	7200* (9)	26.47	258.66
Montreal Gangs	7200* (2)	7200* (2)	627.23	1256.49
Karate	1725.09 (16)	488.25 (12)	3.80	13.82

Table 3: Run Time (in seconds) on Tested Networks with Edge Restrictions

Table 2 shows that the integer programming formulation is able to find a relatively small number of edges as compared to the density of the network in the case of the Karate club and Ciel networks. For some networks, such as Caviar6 and Montreal Street Gangs, the layout of the network requires edges to be added to distinguish a smaller cluster from a larger cluster that can relatively easily absorb it, as well as a significant number of edges that connect nodes that are clustered together in the ground truth, but do not have any edges in the between them in the network. However, for the other networks, the integer programming formulation is not able to solve the problem within the time limit. This is due to the edge-anonymity property of modularity, as that unintentionally creates a lot of symmetry in the branch-and-bound procedure for the master problem. Integer programming problems with symmetry are particularly difficult to solve [25]. Additionally, as the number of edges being included increases, the number of symmetric solutions increases exponentially. We observed that, in early iterations and in subsequent iterations where the master problem objective value stays the same, the master problem is solved to optimality relatively quickly. However, in later iterations when the number of edges needed must be larger than in the previous iteration, the master problem may not necessarily solve to optimality due to the number of branches that need to be explored. We suspect that, in each iteration of the master problem, the integer program identifies the optimal solution with respect to the set of previously explored partitions, but does not complete the branching procedure to verify that the identified solution is indeed optimal.

Including disjunctive cuts and additional partitions improves the solve time of the integer programming formulation for the Karate club network, and only hinders the solve time of the Sawmill network. This indicates that the extra information generated may have prevented a useful partition that was visited by the base integer program from being visited by the augmented procedure. For

the Dolphins network, the best known lower bound increases from 24 to 29, drastically improving the result, and improving the known quality of the heuristic solution. For Montreal Gangs and Rhodes, no improvements are made by including the disjunctive cuts and additional partitions. This indicates that the edge-anonymity caused the solver to stall early on in this procedure. Increasing the run time to 36000 seconds on these instances shows that little-to-no progress is made in improving these lower bounds for either procedure. This demonstrates that problem difficulty is not only dependent on the size of the network, but the density of the network and difference between the ground truth community structure and initial optimal partition.

The heuristic approach is able to find reasonably high quality solutions as compared to the integer program optimal solutions before post-processing is implemented. With post processing, we are able to reduce the number of edges needed in some networks. Furthermore, where the integer program may not solve the problem in the time limit, the heuristic approach is able to find a solution in under an hour in all instances. When the integer program does solve the problem within the time limit, the heuristic approach is able to solve the problem significantly faster. We note that, since some of the allowable edges are determined by the heuristic without edge restrictions, adding the same edge restrictions to the heuristic will result in the same solution. However, allowing any edge currently not in the network to be added to the integer programming formulation would drastically increase the run time.

We observe that when the ground truth communities are relatively similar to the initial optimal community structure, fewer edges are needed. Additionally, if the ground truth community structure has clear boundaries between the communities, fewer edges are needed. Figures 4 and 5 help distinguish this difference. In Figure 5b, there are very few edges between the two clusters, and there are very few nodes that have edges that cross between clusters. This results in fewer edges being needed to properly cluster these boundary nodes. However, in Figure 4b, the distinction between the clusters is significantly less clear, resulting in a need for each cluster to have more edges added to properly distinguish them. Another example of this is the difference between the Caviar6 and Ciel networks. While both have only three initially incorrectly classified nodes, the Caviar6 network has a cluster that is mostly absorbed into another cluster, where the boundaries between the clusters in the Ciel network are more distinct. This causes a need for more edges in the Caviar6 network to properly distinguish this cluster.

5.2 Results on Weighted Networks

We also test our methods on weighted versions of each network used in our unweighted test set. Networks that are already weighted have an upper bound on the weight of edge set to the weight of the maximum weight edge. For networks that are unweighted, we randomly generate weights between 1 and 15 for each edge, with a maximum edge weight of 15 allowed. We use the unweighted optimal partition as the ground truth, and verify that the optimal partition for the weighted network is not the same as that of the unweighted network. We note that, unlike with unweighted networks, we cannot compare the heuristic results directly against the integer programming results. The integer program cannot find the optimal solution due to the inaccuracy in the McCormick inequalities. Table 4 reports the weights on networks used for experiments, using the same ordering as above.

As before, we restrict the set of edges to which weight can be added to in each network. We restrict this to be the set of currently existing edges, enforcing that no new edges can be added. Additionally, we restrict the total weight that an edge can have. Table 5 reports the initial number of incorrectly classified nodes and the amount of weight added to each network. Table 6 reports the run time of each method.

Network	Total Weight
Ciel	198
Caviar6	668
Sawmill	481
Rhodes	524
Dolphins small	544
Montreal Gangs	621
Karate	654

Table 4: Total Weights of Edge Sets of Test Networks

Network	Init. #Misclassified	Weight Added (Alg2)	Weight Added(Alg2&3)
Ciel	3	12	12
Caviar6	7	115	113
Sawmill	16	30	26
Rhodes	6	38	31
Dolphins small	8	61	58
Montreal Gangs	11	45	43
Karate	13	45	44

Table 5: Comparison of Amount of Weight Added to Tested Networks with Edge Restrictions

Network	Alg2	Alg2&3
Ciel	0.51	0.96
Caviar6	17.42	60.38
Sawmill	11.02	48.58
Rhodes	2.64	7.37
Dolphins small	20.79	68.19
Montreal Gangs	51.06	169.83
Karate	46.15	120.11

Table 6: Run Time (in seconds) on Tested Networks with Edge Restrictions

For all networks except Caviar6, we are able to add less than 12% of initial total weight to the network in order to return to the desired clustering. With Caviar6, we see that this percentage is much higher, at 17% of the initial total weight. This is likely due to the large disparity in distribution of edge weights; there are a few nodes with a lot of weight on incident edges, but many nodes with a small amount of weight on incident edges. Being able to correctly classify these nodes with a small amount of weight on incident edges takes much more weight. Similarly to the

unweighted case, the post processing is able to reduce the total weight added by a small amount, but this decrease is nowhere near as significant as in the unweighted case.

We next report results on weighted networks without edge restrictions. Table 7 reports the initial number of incorrectly classified nodes, as well as the number of edges added to each network to reach the desired communities. Table 8 reports the run time of each method.

Network	Init. #Misclassified	Weight Added (Alg2)	Weight Added(Alg2&3)
Ciel	3	12	12
Caviar6	7	115	113
Sawmill	16	26	22
Rhodes	6	28	26
Dolphins small	8	62	58
Montreal Gangs	11	48	46
Karate	13	45	44

Table 7: Comparison of Amount of Weight Added to Tested Networks without Edge Restrictions

Network	Alg2	Alg2&3
Ciel	0.50	0.96
Caviar6	17.57	60.15
Sawmill	9.67	36.08
Rhodes	1.72	6.93
Dolphins small	21.22	52.27
Montreal Gangs	34.32	90.14
Karate	50.97	145.72

Table 8: Run Time (in seconds) on Tested Networks without Edge Restrictions

In this case, removing edge restrictions results in similar overall weight being added to the networks, and has run times comparable to that of the restricted edge case. An interesting result is that, less weight needs to be added to the Dolphins and Montreal Gangs networks when edge restrictions are enforced. Recall, that the proposed algorithms act in a greedy fashion by focusing on local decisions at each point. These results indicate that adding weight to any possible edge can result in adding weight to a locally good choice, but creates global difficulties in later iterations.

5.3 Results for Sparsest Representations of Networks

Here, we present the results of finding the sparsest representation of networks that share the same optimal partition maximizing modularity. The edge-anonymity prevented the integer programming formulation from making meaningful progress towards a solution, even with additional constraints enforcing that clusters are connected components. We present the number of edges remaining and

run time on each network for all four rules in Table 9, with run time being reported in Table 10. For rule 2, we run 100 tests, and report the median, minimum and maximum of the number of edges remaining, and the mean and standard deviation of the run times. We additionally report the number of edge remaining after removing cross cluster edges as Pre, and the number of edges determined by Theorem 2 in the column LB.

Network	#Edges	Rule 1	Rule 2 Med (Min, Max)	Rule 3	Rule 4	LB
Ciel	35	26	26 (25, 28)	25	25	22
Caviar6	47	23	23 (23, 35)	23	23	23
Sawmill	62	46	34 (33, 46)	34	34	32
Rhodes	66	21	23 (21, 27)	21	21	19
Dolphins small	70	53	43 (38, 68)	42	42	34
Montreal Gangs	75	35	32 (29, 36)	35	36	26
Karate	78	31	33 (30, 36)	31	31	30

Table 9: Comparison of Number of Edges Remaining in Tested Networks

Network	Rule 1	Rule 2 Mean (SD)	Rule 3	Rule 4
Ciel	2.51	2.11 (0.46)	1.70	1.69
Caviar6	12.44	9.25 (2.90)	11.54	11.59
Sawmill	14.78	22.09 (8.40)	23.96	23.76
Rhodes	6.00	2.97 (0.84)	2.72	2.64
Dolphins small	98.06	35.17 (8.69)	24.67	23.89
Montreal Gangs	47.93	111.50 (57.73)	172.28	177.58
Karate	27.11	26.41 (13.37)	23.06	23.09

Table 10: Run Time (in seconds) on Tested Networks

Network	#Edges	Pre	Rule 1	Rule 2 Med (Min, Max)	Rule 3	Rule 4	LB
Ciel	35	29	26	26 (25, 26)	25	25	22
Caviar6	47	27	23	23 (23, 23)	23	23	23
Sawmill	62	51	46	34 (33, 43)	34	34	32
Rhodes	66	46	23	23 (21, 28)	21	21	19
Dolphins small	70	63	42	42 (38, 57)	42	42	34
Montreal Gangs	75	44	34	33 (29, 37)	33	33	26
Karate	78	57	31	33 (30, 40)	30	30	30

Table 11: Comparison of Number of Edges Remaining in Tested Networks with Pre-Processing

Network	Rule 1	Rule 2 Mean (SD)	Rule 3	Rule 4
Ciel	1.46	1.49 (0.13)	1.42	1.45
Caviar6	2.18	2.42 (0.37)	2.50	2.31
Sawmill	12.76	11.05 (1.39)	10.78	10.75
Rhodes	1.76	1.65 (0.30)	1.61	1.51
Dolphins small	18.04	20.63 (3.61)	19.95	19.97
Montreal Gangs	11.75	12.25 (1.40)	11.29	11.74
Karate	8.78	8.87 (0.93)	10.03	9.86

Table 12: Run Time (in seconds) on Tested Networks with Pre-Processing

Here we see that for almost every data set, the rules ordering the edges based on contribution to modularity either perform as well as or better than the other rules. The minimums obtained by the second rule are at least as good as these rules, but the medians rarely outperform the other rules. Additionally, the high standard deviations in run time make it less appealing, even when it is the fastest rule. We note that the first rule only happens to work well when the ordering of the edges is already satisfactory. While it performs well here, it is not guaranteed to do so in general, such as with the Dolphins data set, where the third and fourth rule will be consistent regardless of initial edge ordering. We note that, on these networks, the dynamic reordering impacts execution time negligibly, but does not improve the results.

6 Conclusions and Future Work

We define two new problems regarding the modularity of a network. In the first problem, we seek to find the minimum set of edges (or weights) to add to a network to enforce that a given partition maximizes modularity. In the second problem, we seek to find the minimum set of edges in the network such that the partition optimizing modularity in the reduced network and the full network is the same. We provide an integer programming framework for these problems, and augment the method with the generation of disjunctive cuts and additional partitions. We demonstrate how the wonky behavior of modularity proves problematic for the branch-and-bound procedure and prevents proving nice properties about how adding edges impacts modularity. The integer programming formulation is able to solve the first problem when the ground truth communities are relatively distinct or similar to the initial optimal clusters, demonstrating that the difficulty of the problem is not just dependent on the size of the network. We also devise heuristics that are able to find high quality solutions to the problem significantly quicker than the integer programming formulation, and finds solutions to the problem on instances that the integer programming formulation is not able to solve. For the second problem, our heuristics find that we are able to identify a small number of edges necessary to maintain the original community structure, often within a small percentage of edges away from identifying star networks within each cluster.

Future work includes extending these methods to work for other optimization based clustering measures, such as modularity density, as well as the development of heuristics for these measures [26]. Additional future work includes improving the components of the integer programming framework, such as symmetry breaking techniques in the branch-and-bound procedure. Improving the tightness of the McCormick inequalities in the weighted problem when enforcing a given partition is optimal as compared to previously visited partitions is also important to being able to apply the

integer program to weighted networks. This framework can also be improved upon to utilize more advanced means of solving for the partition that optimizes modularity, allowing for these problems to be solved more efficiently and on larger networks.

Acknowledgements

This work was supported by the U.S. Department of Homeland Security under Grant Award Number 2017-ST061-CINA01. The views and conclusions contained in this document are those of the authors and should not be interpreted as necessarily representing the official policies, either expressed or implied, of the U.S. Department of Homeland Security.

References

- [1] K. Taha, “Static and dynamic community detection methods that optimize a specific objective function: A survey and experimental evaluation,” *IEEE Access*, 2020.
- [2] A. Bahulkar, B. K. Szymanski, N. O. Baycik, and T. C. Sharkey, “Community detection with edge augmentation in criminal networks,” in *2018 IEEE/ACM International Conference on Advances in Social Networks Analysis and Mining (ASONAM)*, pp. 1168–1175, 2018.
- [3] M. E. J. Newman and M. Girvan, “Finding and evaluating community structure in networks,” *Physical Review E*, vol. 69, Feb 2004.
- [4] U. Brandes, D. Delling, M. Gaertler, R. Gorke, M. Hoefer, Z. Nikoloski, and D. Wagner, “On modularity clustering,” *IEEE Transactions on Knowledge and Data Engineering*, vol. 20, no. 2, pp. 172–188, 2007.
- [5] V. Martínez, F. Berzal, and J.-C. Cubero, “A survey of link prediction in complex networks,” *ACM Computing Surveys (CSUR)*, vol. 49, no. 4, pp. 1–33, 2016.
- [6] M. Chen, K. Kuzmin, and B. K. Szymanski, “Community detection via maximization of modularity and its variants,” *IEEE Transactions on Computational Social Systems*, vol. 1, no. 1, pp. 46–65, 2014.
- [7] G. Agarwal and D. Kempe, “Modularity-maximizing graph communities via mathematical programming,” *The European Physical Journal B*, vol. 66, no. 3, pp. 409–418, 2008.
- [8] D. Aloise, S. Cafieri, G. Caporossi, P. Hansen, S. Perron, and L. Liberti, “Column generation algorithms for exact modularity maximization in networks,” *Physical Review E*, vol. 82, no. 4, p. 046112, 2010.
- [9] M. Fischetti, I. Ljubic, M. Monaci, and M. Sinnl, “Interdiction games and monotonicity, with application to knapsack problems,” *INFORMS Journal on Computing*, vol. 31, pp. 390–410, 2019.
- [10] M. E. Newman, “Equivalence between modularity optimization and maximum likelihood methods for community detection,” *Physical Review E*, vol. 94, no. 5, p. 052315, 2016.
- [11] B. Serrano and T. Vidal, “Community detection in the stochastic block model by mixed integer programming,” *submitted to arXiv*, 2021.

- [12] G. P. McCormick, “Computability of global solutions to factorable nonconvex programs: Part I—Convex underestimating problems,” *Mathematical Programming*, vol. 10, no. 1, pp. 147–175, 1976.
- [13] J. H. Owen and S. Mehrotra, “On the value of binary expansions for general mixed-integer linear programs,” *Operations Research*, vol. 50, no. 5, pp. 810–819, 2002.
- [14] W. W. Zachary, “An information flow model for conflict and fission in small groups,” *Journal of Anthropological Research*, pp. 452–473, 1977.
- [15] CASOS, “Public datasets.” <http://www.casos.cs.cmu.edu/tools/datasets/external/index.php>. Accessed Dec 2020.
- [16] V. Batagelj and A. Mrvar, “Pajek datasets.” <http://vlado.fmf.uni-lj.si/pub/networks/data/esna/default.htm>, 2006. Accessed Dec 2020.
- [17] IBM ILOG CPLEX Optimization Studio, “Cplex users manual, version 12.7,” 2017.
- [18] G. Csardi and T. Nepusz, “The igraph software package for complex network research,” *InterJournal*, vol. Complex Systems, p. 1695, 2006.
- [19] V. D. Blondel, J.-L. Guillaume, R. Lambiotte, and E. Lefebvre, “Fast unfolding of communities in large networks,” *Journal of Statistical Mechanics: Theory and Experiment*, vol. 2008, no. 10, p. P10008, 2008.
- [20] C. Morselli, *Inside criminal networks*. Springer, 2009.
- [21] J. H. Michael and J. G. Massey, “Modeling the communication network in a sawmill,” *Forest Products Journal*, vol. 47, no. 9, p. 25, 1997.
- [22] C. J. Rhodes and E. Keefe, “Social network topology: a bayesian approach,” *Journal of the Operational Research Society*, vol. 58, no. 12, pp. 1605–1611, 2007.
- [23] D. Lusseau, K. Schneider, O. J. Boisseau, P. Haase, E. Slooten, and S. M. Dawson, “The bottlenose dolphin community of Doubtful Sound features a large proportion of long-lasting associations,” *Behavioral Ecology and Sociobiology*, vol. 54, no. 4, pp. 396–405, 2003.
- [24] K. Descormiers and C. Morselli, “Alliances, conflicts, and contradictions in Montreal’s street gang landscape,” *International Criminal Justice Review*, vol. 21, no. 3, pp. 297–314, 2011.
- [25] J. Ostrowski, J. Linderoth, F. Rossi, and S. Smriglio, “Orbital branching,” *Mathematical Programming*, vol. 126, no. 1, pp. 147–178, 2011.
- [26] M. Chen, T. Nguyen, and B. K. Szymanski, “On measuring the quality of a network community structure,” in *2013 International Conference on Social Computing*, pp. 122–127, IEEE, 2013.

Appendices

A Appendix A: Computation of Change in Modularity

A.1 Change in Modularity from Including an Edge Within a Cluster

Proof. Consider adding edge $e = (u, v)$ where $u, v \in C_1$. We compute the difference $(Q_T(\{e\}) - Q_T(\emptyset))$. To simplify fractions, we multiply by $(2m)^2(2m+2)^2$.

$$\begin{aligned}
& (2m)^2(2m+2)^2(Q_T(\{e\}) - Q_T(\emptyset)) \\
&= (2m)^2(2m+2)A_{uu} - (2m)^2(d_u+1)^2 - (2m)(2m+2)^2A_{uu} + (2m+2)^2d_u^2 \\
&+ (2m)^2(2m+2)A_{vv} - (2m)^2(d_v+1)^2 - (2m)(2m+2)^2A_{vv} + (2m+2)^2d_v^2 \\
&+ 2((2m)^2(2m+2)A_{uv} + (2m)^2(2m+2) - (2m)^2(d_u+1)(d_v+1)) \\
&+ (-(2m)(2m+2)^2A_{uv} + (2m+2)^2d_ud_v) \\
&+ 2 \left(\sum_{u,v \neq x \in C_1} ((2m)^2(2m+2)A_{ux} - (2m)^2(d_u+1)d_x - (2m)(2m+2)^2A_{ux} + (2m+2)^2d_ud_x) \right) \\
&+ 2 \left(\sum_{u,v \neq y \in C_1} ((2m)^2(2m+2)A_{vy} - (2m)^2(d_v+1)d_y - (2m)(2m+2)^2A_{vy} + (2m+2)^2d_vd_y) \right) \\
&+ \sum_{u,v \neq x,y \in C_1} ((2m)^2(2m+2)A_{xy} - (2m)^2d_xd_y - (2m)(2m+2)^2A_{xy} + (2m+2)^2d_xd_y) \\
&+ \sum_{C_i \in T, i \neq 1} \sum_{x,y \in C_i} ((2m)^2(2m+2)A_{xy} - (2m)^2d_xd_y - (2m)(2m+2)^2A_{xy} + (2m+2)^2d_xd_y) \\
&= (-8m^2 - 8m)A_{uu} - 8m^2d_u - 4m^2 + 8md_u^2 + 4d_u^2 \\
&+ (-8m^2 - 8m)A_{vv} - 8m^2d_v - 4m^2 + 8md_v^2 + 4d_v^2 \\
&+ 2((-8m^2 - 8m)A_{uv} + 8m^3 + 8m^2 - (4m^2)(d_ud_v + d_u + d_v + 1) + (4m^2 + 8m + 4)d_ud_v) \\
&+ 2 \left(\sum_{u,v \neq x \in C_1} ((-8m^2 - 8m)A_{ux} - 4m^2(d_ud_x + d_x) + (4m^2 + 8m + 4)d_ud_x) \right) \\
&+ 2 \left(\sum_{u,v \neq y \in C_1} ((-8m^2 - 8m)A_{vy} - 4m^2(d_vd_y + d_y) + (4m^2 + 8m + 4)d_vd_y) \right) \\
&+ \sum_{u,v \neq x,y \in C_1} ((-8m^2 - 8m)A_{xy} + (8m + 4)d_xd_y) \\
&+ \sum_{C_i \in T, i \neq 1} \sum_{x,y \in C_i} ((-8m^2 - 8m)A_{xy} + (8m + 4)d_xd_y) \\
&= (-8m^2 - 8m)A_{uu} + (8m + 4)d_u^2 - 8m^2d_u - 4m^2 \\
&+ (-8m^2 - 8m)A_{vv} + (8m + 4)d_v^2 - 8m^2d_v - 4m^2 \\
&+ 2((-8m^2 - 8m)A_{uv} + (8m + 4)d_ud_v + 8m^3 + 4m^2 - 4m^2d_u - 4m^2d_v)
\end{aligned}$$

$$\begin{aligned}
& + 2 \left(\sum_{u,v \neq x \in C_1} ((-8m^2 - 8m)A_{ux} + (8m + 4)d_u d_x - 4m^2 d_x) \right) \\
& + 2 \left(\sum_{u,v \neq y \in C_1} ((-8m^2 - 8m)A_{vy} + (8m + 4)d_v d_y - 4m^2 d_y) \right) \\
& + \sum_{u,v \neq x, y \in C_1} ((-8m^2 - 8m)A_{xy} + (8m + 4)d_x d_y) \\
& + \sum_{C_i \in T, i \neq 1} \sum_{x, y \in C_i} ((-8m^2 - 8m)A_{xy} + (8m + 4)d_x d_y) \\
& = 16m^3 - \sum_{x \in C_1} 16m^2 d_x + \sum_{C_i \in T} \sum_{x, y \in C_i} ((-8m^2 - 8m)A_{xy} + (8m + 4)d_x d_y)
\end{aligned}$$

Thus, the increase in modularity by adding (u, v) is

$$\frac{16m^3 - \sum_{x \in C_1} 16m^2 d_x + \sum_{C_i \in T} \sum_{x, y \in C_i} ((-8m^2 - 8m)A_{xy} + (8m + 4)d_x d_y)}{(2m)^2(2m + 2)^2}.$$

□

A.2 Change in Modularity from Including an Edge Between Clusters

Proof. Consider adding edge $e = (u, v)$ where $u \in C_1$ and $v \in C_2$. We compute the difference $(Q_T(\{e\}) - Q_T(\emptyset))$. We simplify fractions by multiplying by $(2m)^2(2m+2)^2$.

$$\begin{aligned}
& (2m)^2(2m+2)^2(Q_T(\{e\}) - Q_T(\emptyset)) \\
&= (2m)^2(2m+2)A_{uu} - (2m)^2(d_u+1)^2 - (2m)(2m+2)^2A_{uu} + (2m+2)^2d_u^2 \\
&+ 2 \left(\sum_{u \neq x \in C_1} ((2m)^2(2m+2)A_{ux} - (2m)^2(d_u+1)d_x - (2m)(2m+2)^2A_{ux} + (2m+2)^2d_u d_x) \right) \\
&+ \sum_{u \neq x, y \in C_1} ((2m)^2(2m+2)A_{xy} - (2m)^2d_x d_y - (2m)(2m+2)^2A_{xy} + (2m+2)^2d_x d_y) \\
&+ (2m)^2(2m+2)A_{vv} - (2m)^2(d_v+1)^2 - (2m)(2m+2)^2A_{vv} + (2m+2)^2d_v^2 \\
&+ 2 \left(\sum_{v \neq y \in C_2} ((2m)^2(2m+2)A_{vy} - (2m)^2(d_v+1)d_y - (2m)(2m+2)^2A_{vy} + (2m+2)^2d_v d_y) \right) \\
&+ \sum_{v \neq x, y \in C_2} ((2m)^2(2m+2)A_{xy} - (2m)^2d_x d_y - (2m)(2m+2)^2A_{xy} + (2m+2)^2d_x d_y) \\
&+ \sum_{C_i \in T, i \notin \{1,2\}} \sum_{x,y \in C_i} ((2m)^2(2m+2)A_{xy} - (2m)^2d_x d_y - (2m)(2m+2)^2A_{xy} + (2m+2)^2d_x d_y) \\
&= (-8m^2 - 8m)A_{uu} - 8m^2d_u - 4m^2 + 8md_u^2 + 4d_u^2 \\
&+ 2 \left(\sum_{u \neq x \in C_1} ((-8m^2 - 8m)A_{ux} - 4m^2(d_u d_x + d_x) + (4m^2 + 8m + 4)d_u d_x) \right) \\
&+ \sum_{u \neq x, y \in C_1} ((-8m^2 - 8m)A_{xy} + (8m + 4)d_x d_y) \\
&+ (-8m^2 - 8m)A_{vv} - 8m^2d_v - 4m^2 + 8md_v^2 + 4d_v^2 \\
&+ 2 \left(\sum_{v \neq y \in C_2} ((-8m^2 - 8m)A_{vy} - 4m^2(d_v d_y + d_y) + (4m^2 + 8m + 4)d_v d_y) \right) \\
&+ \sum_{v \neq x, y \in C_2} ((-8m^2 - 8m)A_{xy} + (8m + 4)d_x d_y) \\
&+ \sum_{C_i \in T, i \notin \{1,2\}} \sum_{x,y \in C_i} ((-8m^2 - 8m)A_{xy} + (8m + 4)d_x d_y) \\
&= (-8m^2 - 8m)A_{uu} + (8m + 4)d_u^2 - 8m^2d_u - 4m^2 \\
&+ 2 \left(\sum_{u \neq x \in C_1} ((-8m^2 - 8m)A_{ux} + (8m + 4)d_u d_x - 4m^2d_x) \right) \\
&+ \sum_{u \neq x, y \in C_1} ((-8m^2 - 8m)A_{xy} + (8m + 4)d_x d_y) \\
&+ (-8m^2 - 8m)A_{vv} + (8m + 4)d_v^2 - 8m^2d_v - 4m^2
\end{aligned}$$

$$\begin{aligned}
& + 2 \left(\sum_{v \neq y \in C_2} ((-8m^2 - 8m)A_{vy} + (8m + 4)d_v d_y - 4m^2 dy) \right) \\
& + \sum_{v \neq x, y \in C_2} ((-8m^2 - 8m)A_{xy} + (8m + 4)d_x d_y) \\
& + \sum_{C_i \in T, i \notin \{1, 2\}} \sum_{x, y \in C_i} ((-8m^2 - 8m)A_{xy} + (8m + 4)d_x d_y) \\
& = -8m^2 - \sum_{x \in C_1} 8m^2 d_x - \sum_{y \in C_2} 8m^2 d_y + \sum_{C_i \in T} \sum_{x, y \in C_i} ((-8m^2 - 8m)A_{xy} + (8m + 4)d_x d_y)
\end{aligned}$$

Thus, the increase in modularity by adding (u, v) is

$$\frac{-8m^2 - \sum_{x \in C_1} 8m^2 d_x - \sum_{y \in C_2} 8m^2 d_y + \sum_{C_i \in T} \sum_{x, y \in C_i} ((-8m^2 - 8m)A_{xy} + (8m + 4)d_x d_y)}{(2m)^2(2m + 2)^2}.$$

□