

# Ternary Hashing

Chang Liu  
Xi'an Jiaotong-Liverpool University  
Suzhou

chang.liu17@student.xjtlu.edu.cn

Lixin Fan  
WeBank AI  
Shenzhen

lixinfan@webank.com

Kam Woh Ng  
WeBank AI  
Shenzhen

jinhewu@webank.com

Yilun Jin  
The Hong Kong University of Science and Technology  
Hong Kong

yilun.jin@connect.ust.hk

Ce Ju  
WeBank AI  
Shenzhen

ceju@webank.com

Tianyu Zhang  
WeBank AI  
Shenzhen  
brutuszhang@webank.com

Chee Seng Chan  
University of Malaya  
Kuala Lumpur  
cs.chan@um.edu.my

Qiang Yang  
The Hong Kong University of Science and Technology  
Hong Kong  
qyang@cse.ust.hk

## Abstract

*This paper proposes a novel ternary hash encoding for learning to hash methods, which provides a principled more efficient coding scheme with performances better than those of the state-of-the-art binary hashing counterparts. Two kinds of axiomatic ternary logic, Kleene logic and Łukasiewicz logic are adopted to calculate the Ternary Hamming Distance (THD) for both the learning/encoding and testing/querying phases. Our work demonstrates that, with an efficient implementation of ternary logic on standard binary machines, the proposed ternary hashing is compared favorably to the binary hashing methods with consistent improvements of retrieval mean average precision (mAP) ranging from 1% to 5.9% as shown in CIFAR10, NUS-WIDE and ImageNet100 datasets.*

## 1. Introduction

Binary hashing has been proven as an efficient information retrieval technique with two advantages: (1) hash codes take less memory than the original data items (e.g. image), and (2) calculating the Hamming distance among hash codes is more efficient than calculating the Euclidean dis-

tance among original information. While a plethora of binary hashing methods have demonstrated noticeable performance improvements by taking the advantages of advances in recent deep neural networks ([25, 18]), one may wonder whether there is a principled approach to further boost performances of the state-of-the-art. This paper proposes such a novel method, *ternary hashing*, which exploits ternary hash encoding to improve *code efficiency* and *retrieval accuracy* of existing binary hashing methods.

From the perspective of information theory, the most efficient encoding scheme should be based on the Euler's number  $e$  [10], while ternary encoding is arguably the most favorable natural number based encoding which admits practical implementations. Moreover, a third state UNKNOWN was introduced in *ternary logic* to represent the ambiguous states between TRUE and FALSE [19, 2]. When applying ternary logic to hashing, the proposed Ternary Hamming Distance (THD) essentially assigns smaller weights to ambiguous cases involving UNKNOWN points and thus reduces the ambiguity in Hamming distance measures (see Sect. 3.2).

Despite the two aforementioned advantages, a number of open questions must be properly addressed to exploit the efficacy of ternary hashing. First, how to implement ternary hashing on the widely available binary machines? Second,

how to ensure that such an implementation still enjoys the benefits provided by ternary encoding? Third, how to fully exploit the advantageous ternary hashing with true ternary machines? In this paper, we provide theoretical and empirical justifications to answer the first two questions (Sect. 3), while discuss possible solutions to the third question e.g. with FPGA implementation for future work (Sect. 5).

Our contribution are three-folds: (1) we propose a novel ternary hashing method to exploit the efficiency of ternary coding. To our best knowledge, this is the first work that investigates different *ternary logic* in the context of Learning to Hashing (Sect. 3); (2) we provide both theoretical and empirical justifications of the advantageous ternary hashing, in terms of its ability to *reduce neighborhood ambiguity* (Sect. 3.3 and 4.2); and (3) we give an efficient implementation of ternary hashing on binary machines, showing that ternary hashing is a feasible and preferable solution for learning to hash (LtH) even on the widely available binary machines (Sect. 3.4).

## 2. Related Work

### 2.1. Binary Hashing

Existing hashing methods can be roughly divided into two categories: unsupervised hashing and supervised hashing. Unsupervised hashing methods usually learn a hash function to map data into binary codes without labeled data. Locality Sensitive Hashing (LSH) [9] aims to maximize the probability that similar data are mapped into similar binary codes. Spectral Hashing [26] compute binary codes via Principal Components Analysis (PCA) on the data. Supervised hashing methods learn a hash function with labeled data. As learning to map data into binary codes directly will cause ill-posed gradient problem, HashNet [5] was proposed to optimize the Deep Neural Network (DNN) with continuation method. GreedyHash [23] designed a hash coding layer that uses the sign function in forward propagation to maintain the discrete constraints and the gradients are transmitted directly to front layer to avoid the vanishing gradient. JMLH [22] employs Information Bottleneck (IB) by minimizing the Kullback-Leibler (KL) divergence between posterior hash codes  $q(b|x)$  and the code prior  $p(b)$  through a classification model. MMHH [12] introduces a max-margin t-distribution loss to concentrate more similar data points to be within a Hamming ball, and the margin is a penalization to the Hamming radius. For a more comprehensive survey, please refer to [25, 18].

### 2.2. Ternary Assignment

One crux of binary hashing is the wrong assignments of ambiguous data values into either 0 or 1, and inevitably resulting in the loss of retrieval accuracy. This issue is well recognized, as *quantization error*, and methods have been

proposed to mitigate the error e.g. by assigning ambiguous data values into double-bit binary codes with Hamming distances smaller than those of clear-cut data values [13]. This heuristic double-bit assignment, in our view, is linked to the implementation of Łukasiewicz ternary logic on binary machines. However, its underlying ternary logic nature was not disclosed in [13].

[8] proposed Deep Polarized Network (DPN) and a hinge-like polarization loss to "polarize" the output  $z$ . The polarized network outputs  $z$  was converted into ternary codes for image retrieval, where the values of  $z$  between double thresholds  $(-m, m)$  are assigned as 0, others are assigned as 1 or  $-1$  according to their sign. However, the setting of thresholds  $(-m, m)$  in [8] was somehow arbitrary and sub-optimal, as disclosed by investigations in our paper (Sect. 3).

### 2.3. Ternary Quantization & Hardware

A number of ternary neural networks were proposed to take advantages of efficient ternary coding and have demonstrated significant speed gains and reduced network complexity [27, 1, 28]. However, these methods only quantize network weights into three values and network outputs are still kept as real-valued variables. Recent studies on hardware implementation of ternary neural network [1, 24, 20] also shown that it is possible to have an efficient and fast ternary-based computation on Field-Programmable Gate Array (FPGA) [3].

## 3. Ternary Hashing

This section describes a novel post-processing ternary hash encoding for binary hash codes. We first formulate ternary logic with Łukasiewicz, Kleene and Bochvac logic in Sect. 3.1 and explain neighborhood ambiguity by hashing in Sect. 3.2. Next, we describe our proposed algorithm that is to reduce neighborhood ambiguity of hash codes in Sect. 3.3 and finally we illustrate how to implement a ternary hash codes on a binary machine in Sect. 3.4

### 3.1. Ternary Logic

The study of different forms of ternary logic were initiated by Łukasiewicz, Kleene and Bochvac etc. and the first axiomatic ternary logic was ascribed to Moisil [2]. Similar to their binary logic counterparts, logic operators like AND ( $\wedge$ ), OR ( $\vee$ ), EQUIVALENCE ( $\leftrightarrow$ ), XOR ( $\oplus$ ), NOT ( $\neg$ ) etc. were well studied. For the sake of brevity, we only review below these logic operators that are used in our work and refer to [2] for a thorough treatment of fuzzy & ternary logic.

Tables 1, 2 and 3 illustrate truth tables of four logic operators AND ( $\wedge$ ), OR ( $\vee$ ), EQUIVALENCE ( $\leftrightarrow$ ) and NOT ( $\neg$ ), respectively, for Łukasiewicz, Kleene and Bochvac logic. One must note that, an UNKNOWN state denoted as 0 is assigned between TRUE and FALSE denoted as

	$A \wedge B$			$A \vee B$			$A \leftrightarrow B$			$\neg A$
B	-1	0	+1	-1	0	+1	-1	0	+1	
A	-1	-1	-1	-1	0	+1	+1	0	-1	+1
	0	-1	0	0	0	+1	0	+1	0	0
	+1	-1	0	+1	+1	+1	-1	0	+1	-1

Table 1: Łukasiewicz Logic

	$A \wedge B$			$A \vee B$			$A \leftrightarrow B$			$\neg A$
B	-1	0	+1	-1	0	+1	-1	0	+1	
A	-1	-1	-1	-1	0	+1	+1	0	-1	+1
	0	-1	0	0	0	+1	0	0	0	0
	+1	-1	0	+1	+1	+1	-1	0	+1	-1

Table 2: Kleene Logic

	$A \wedge B$			$A \vee B$			$A \leftrightarrow B$			$\neg A$
B	-1	0	+1	-1	0	+1	-1	0	+1	
A	-1	-1	-1	-1	0	+1	+1	0	-1	+1
	0	0	0	0	0	0	0	0	0	0
	+1	-1	0	+1	0	+1	-1	0	+1	-1

Table 3: Bochvar Logic

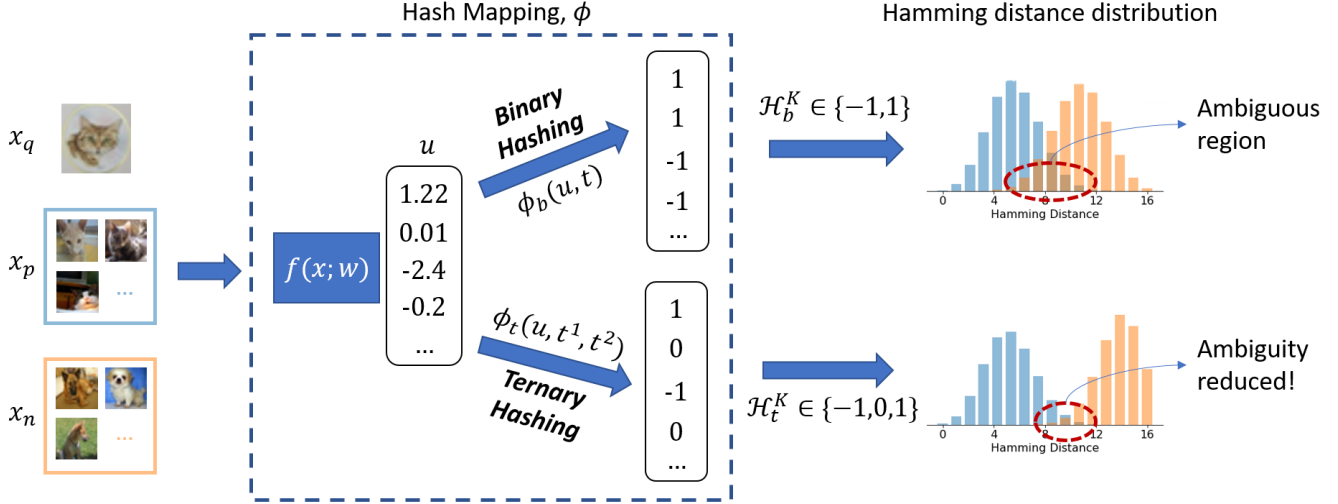


Figure 1: Overview of ternary hashing. **(Left)** Given the query image  $x_q$ , positive images  $x_p$  and negative images  $x_n$ , **(Middle)** the respective hash codes  $\mathcal{H}^K$  are generated by hash mapping function  $\phi(f(x; w), t)$ , where  $t$  is either *bias terms* in the binary hashing network or  $t = (t^1, t^2)$  the double threshold found by the proposed ternary hashing method (see Algorithm 1). **(Right)** Hamming distance distributions are yield by computing hamming distances  $d_\phi$  between the hash code of the query image and the hash code of both positive and negative images. Ternary hamming distance distribution has *better separability* than binary hamming distance distribution due to the reduced probability of bit assignment errors.

+1, -1. As shown below this UNKNOWN state plays crucial role in dealing with ambiguous data points. Also one may note that, for both Kleene and Bochvac logic, truth tables of  $A \leftrightarrow B$  are the same and  $0 \leftrightarrow 0 = 0$ , while for Łukasiewicz logic, there is a subtle difference i.e.  $0 \leftrightarrow 0 = +1$ . This difference leads to slightly higher hashing accuracies for Kleene and Bochvac logic (see Sect. 4).

For two ternary codes or *trits*  $a, b \in \{-1, 0, +1\}$ , we propose to adopt *ternary Hamming distance*  $\text{THD}(a, b)$  as follows,

$$\text{THD}(a, b) := \frac{1}{2}(\neg(a \leftrightarrow b) + 1) \rightarrow \{0, 0.5, 1\}, \quad (1)$$

in which operators  $\neg, \leftrightarrow$  are given in Tables 1, 2 and 3.

Note that for normal binary bits taking values  $\{-1, +1\}$  as inputs the proposed THD is de-generalized as the binary hamming distance, which assigns distances either 0 or 1 between two bits. However, a smaller distance of 0.5 is assigned to two trits taking at least one middle value 0 (except for Łukasiewicz logic which assigns distance 1 between two middle valued trits). This moderate distance measurement for middle-valued data points turns out to be crucial in dealing with ambiguity of hamming distance measurements.

### 3.2. Neighborhood Ambiguity by Hashing

The motivation of ternary hashing bears some similarities to [4] which proposed to *minimize neighborhood ambiguity* in the learned Hamming space. We show below that the neighborhood ambiguity is actually rooted in the probability of mis-classifications for assigning wrong codes to each bit. This error is inevitable for inseparable cases and is lower bounded by the *Bayes error* even if an optimal decision was made [7, 17]. Within this formulation, the conditional Hamming distance distribution (i.e.  $D_{\hat{x}, \Phi}$  in [4]) follows the *Poisson binomial distribution* with independent Bernoulli distributions parameterized by varying error rates in assigning each bit. Moreover, it was shown that Ternary Hashing helps to reduce errors in each bit assignments by replacing a binary threshold with a pair of double thresholds defining the ambiguous region (see Figure 3). Consequently, Ternary Hamming Distance leads to less ambiguous Hamming distance measures as compared with binary Hamming distance counterparts (see Figure 1 and 5).

Let  $\mathcal{X} \subset \mathbb{R}^N$  be the feature space and  $\mathcal{H}^K := \{-1, +1\}^K$  be the Hamming space, following [4, 8], the ultimate goal of supervised learning to hash (LH) is to

learn a similarity-preserving Hamming embedding function  $\Phi : \mathcal{X} \rightarrow \mathcal{H}^K$  that satisfies the following requirement:

$$d_{\Phi}(x_q, x_p) < d_{\Phi}(x_q, x_n), \quad (2)$$

in which  $x_p, x_n \in \mathcal{X}$  are, respectively, positive/negative points to the query  $x_q \in \mathcal{X}$ , and  $\Phi = \{\phi_1, \dots, \phi_K\}$  is a set of  $K$  mappings  $\phi_i(x) = \text{sgn}(u_i) \in \{-1, +1\}$ , where  $u_i = f_i(x; w_i, t_i)$ , which are often parameterized by channel-wise network weights  $w_i$  and thresholds (or bias terms)  $t_i$ .

The requirement (2) might not be fulfilled and the amount of violation is considered as the degree of neighborhood ambiguity in [4]. Let  $\text{Dm} := d_{\Phi}(x_q, x_n) - d_{\Phi}(x_q, x_p)$  quantify the amount of ambiguity, such that large *negative* values in  $\text{Dm}$  indicate highly ambiguous cases and large *positive* values for separable cases. By re-arranging (2) and the triangle inequality, it follows that

$$|d_{\Phi}(x_p, x_n) - \text{Dm}| < 2d_{\Phi}(x_q, x_p). \quad (3)$$

Note that  $\text{Dm}$  is closely related to  $d_{\Phi}(x_p, x_n)$  since the difference in between is bounded by  $2d_{\Phi}(x_q, x_p)$  which are small non-negative values for points  $x_p$  similar to the query  $x_q$ . One may therefore push  $\text{Dm}$  toward positive regime and reduce the ambiguity, by maximizing the expectation of  $d_{\Phi}(x_p, x_n)$  over sets of all positive and negative examples  $x_p, x_n$ ,

$$\Phi^* := \arg \max_{\Phi} \mathbb{E}_{x_p \in \mathbf{X}_p, x_n \in \mathbf{X}_n} (d_{\Phi}(x_p, x_n)). \quad (4)$$

Due to the additive nature of Hamming distance  $d_{\Phi}(x_p, x_n) = \sum_{i=1}^K d_{\phi_i}(x_p, x_n)$ , one may seek to maximize the Hamming distance in a bitwise manner, i.e.

$$(w_i, t_i)^* = \arg \max_{w_i, t_i} \mathbb{E}_{x_p \in \mathbf{X}_p, x_n \in \mathbf{X}_n} (d_{\phi_i}(x_p, x_n)), \quad (5)$$

$$d_{\phi_i}(x_p, x_n) = \begin{cases} 0 & \text{if } \phi_i(x_p) = \phi_i(x_n); \\ 1 & \text{if } \phi_i(x_p) \neq \phi_i(x_n). \end{cases} \quad (6)$$

in which  $\mathbb{E}(d_{\phi_i}(x_p, x_n)) = p_i \cdot 1 + (1 - p_i) \cdot 0 = p_i$  essentially quantifies the probability  $p_i$  of successfully distinguishing positive from negative samples  $x_p, x_n$ . For inseparable distributions, the probability of mis-classifications errors  $\bar{p}_i = 1 - p_i$  is non-negligible. In fact, this probability of error is lower bounded by the *Bayes error* in case an optimal decision was made [7, 17].

Formally, let  $\mathcal{B}_i := (d_{\phi_i}(x_p, x_n)) \sim \text{Bernoulli}(p_i)$ ,  $i = 1, \dots, K$  be a set of  $K$  independent and *non-identically* distributed Bernoulli indicators. Here we assume both positive and negative samples are independently drew from corresponding sets i.e.  $x_p \in \mathbf{X}_p, x_n \in \mathbf{X}_n$  and  $p_i = \text{Pr}(\mathcal{B}_i = 1)$  is the probability of positive and negative samples being successfully classified by each indicator. The sum of random indicators  $d_{\Phi}(x_p, x_n) = \sum_{i=1}^K \mathcal{B}_i$  is the *Poisson binomial* random variable taking values in  $\{0, \dots, K\}$ . Given

the error probabilities for  $\mathcal{B}_i$ , it is thus possible to compute the conditional Hamming distance with a numerical method dedicated for the Poisson binomial distribution [11]. This capability allows us to numerically study the relationship between the ambiguity in Hamming distance measurements and the probability of errors in bit assignments brought by any hashing methods. It is empirically justified that *reducing the probability of error in bit assignments leads to reduced ambiguity* in Hamming distance measurements i.e. better separability between positive/negative data points (see Figure 5).

### 3.3. Reducing Neighborhood Ambiguity By Ternary Hashing

In order to reduce neighborhood ambiguity, we propose to reduce the error probability  $\bar{p}_i$  by adopting the ternary logic and ternary Hamming distance introduced earlier. Specifically, for each ternary hashing mapping  $\phi_i^t(v_i, t_i^1, t_i^2) \in \{-1, 0, +1\}$  which assigns ternary codes to network outputs  $v_i = f_i(x; w_i)$  according to double thresholds  $t_i^1, t_i^2$ , a **double-threshold searching algorithm** is adopted to find a pair of thresholds defining an ambiguous region in which data points are assigned with a middle value 0 (see Algorithm 1).

Following (1) and Tables 1, 2 and reftab:Bochvar, the expectation of ternary Hamming distance is given by

$$\mathbb{E}(d_{\phi_i^t}^t(x_p, x_n)) = p_i \cdot 1 + u_i \cdot 0.5 + (1 - p_i - u_i) \cdot 0, \quad (7)$$

in which  $d_{\phi_i^t}^t(x_p, x_n) = \text{THD}(\phi_i^t(x_p), \phi_i^t(x_n))$  measures the ternary hamming distance between network outputs for positive and negative samples  $\phi_i^t(x_p), \phi_i^t(x_n)$ , and  $p_i, u_i$  are probabilities of ternary hamming distances  $d_{\phi_i^t}^t(x_p, x_n)$  being assigned 1 and 0.5, respectively.

Let  $P_a^T, P_a^U, P_a^F$  denote the probabilities that a set of samples being assigned codes  $+1, 0, -1$  respectively (and  $P_b^T, P_b^U, P_b^F$  being defined in a similar vein for another set of samples), according to truth tables 1, 2 and 3, the expectation of ternary hamming distances in (7) is then given by,

$$\begin{aligned} \mathbb{E}_L(A, B) = & 1 \cdot (P_a^T P_b^F + P_a^F P_b^T) + \\ & 0.5 \cdot (P_a^U (P_b^T + P_b^F) + P_b^U (P_a^T + P_a^F)), \end{aligned} \quad (8)$$

$$\begin{aligned} \mathbb{E}_K(A, B) = & 1 \cdot (P_a^T P_b^F + P_a^F P_b^T) + 0.5 \cdot P_a^U P_b^U + \\ & 0.5 \cdot (P_a^U (P_b^T + P_b^F) + P_b^U (P_a^T + P_a^F)), \end{aligned} \quad (9)$$

in which  $\mathbb{E}_L, \mathbb{E}_K$  are ternary hamming distances between two sets of samples  $a \in A, b \in B$  for Łukasiewicz and Kleene/Bochvar logic, respectively.

Ternary hamming distances in (8) and (9) are used to quantify (dis-)similarity between samples from two different classes. For samples belonging to  $C$  different classes  $X := X_1 \cup \dots \cup X_C$ , the pairwise ternary hamming distances over all possible pairs of sets is given by

$$\mathbb{E}_{K,L}(X) = \sum_{A,B \in \{X_1, \dots, X_C\}} (-1)^s \mathbb{E}_{K,L}(A, B), \quad (10)$$

where  $s = \begin{cases} 0 & \text{if } A \neq B \\ 1 & \text{if } A = B \end{cases}$ . Note that  $\mathbb{E}_{K,L}(X)$  are respective Kleene and Łukasiewicz ternary hamming distances, and we may omit the subscript for brevity.

Using (10), we propose a double-threshold searching algorithm that finds, for each ternary hashing mapping, a pair of thresholds that *maximize the expectation of pairwise ternary hamming distances between negative samples, minus ternary hamming distances between positive samples* (line 15 in Algorithm 1).

---

#### Algorithm 1 Double-threshold Searching

---

**Input:**  $v_i^A$ : Raw network output of  $i$ -th bit of database A  
 $v_i^B$ : Raw network output of  $i$ -th bit of database B  
 $R$ : number of bins  
 $C$ : number of classes

**Output:**  $t_1, t_2$ : Best Threshold

- 1:  $A^{Hist} = \text{matrix of } C \times R$
- 2:  $B^{Hist} = \text{matrix of } C \times R$
- 3:  $d = \text{matrix of } R \times R$
- 4:  $A^{Hist} = \text{histogram}(v_i^A, C, R)$
- 5:  $B^{Hist} = \text{histogram}(v_i^B, C, R)$
- 6: interval = range of  $A^{Hist}$  and  $B^{Hist}$  {A vector of size  $R$ }
- 7: **for**  $i = 0 \rightarrow R$  **do**
- 8:   **for**  $j = i + 1 \rightarrow R$  **do**
- 9:      $P_a^T = \sum_{k < i} A_{C,k}^{Hist}$  { $P$  is a vector of size  $C$ }
- 10:      $P_a^U = \sum_{i \leq k \leq j} A_{C,k}^{Hist}$
- 11:      $P_a^F = \sum_{k > j} A_{C,k}^{Hist}$
- 12:      $P_b^T = \sum_{k < i} B_{C,k}^{Hist}$
- 13:      $P_b^U = \sum_{i \leq k \leq j} B_{C,k}^{Hist}$
- 14:      $P_b^F = \sum_{k > j} B_{C,k}^{Hist}$
- 15:     compute  $\mathbb{E}_{i,j}$  following eq. (10),
- 16:   **end for**
- 17: **end for**
- 18:  $i^{max}, j^{max} = \arg \max_{i,j} (\mathbb{E})$
- 19:  $t_1, t_2 = \text{interval}[i^{max}], \text{interval}[j^{max}]$
- 20: **return**  $t_1, t_2$

---

### 3.4. Ternary Hashing on Binary Machine

In terms of coding efficiency per se, the most economical radix for a numbering system is  $e$  whereas the product

trit	-1	0	1
$\overline{t_1 t_2}$	01	00	10

Table 4: Binary representation of a trit with two bits  $\overline{t_1 t_2}$ .

of the radix and the number of digits needed to express a given range is minimized [10]. Since 3 is the integer closest to  $e$ , ternary coding is arguably the most efficient coding scheme that admits practical implementations (see discussions in Sect. 5).

Nevertheless, binary coding systems are ubiquitous because binary devices are simple and reliable, with just two stable states to encode. In order to make it feasible to run the proposed ternary hashing on widely available binary machines, the representation of ternary coding is shown in Table 4 and ternary hamming distance is measured as below:

#### Łukasiewicz Hamming distance

$$\text{THD}_l(a, b) = \frac{1}{2} \times \sum (\overline{t_1 t_2} \oplus \overline{t'_1 t'_2}) \quad (11)$$

#### Kleene and Bochvar Hamming distance

$$t_b = \neg(t_1 \vee t_2 \vee t'_1 \vee t'_2)$$

$$\text{THD}_k(a, b) = \frac{1}{2} \times \sum ((\overline{t_1 t_2} \oplus \overline{t'_1 t'_2}) \vee \overline{0 t_b}) \quad (12)$$

in which  $a = \overline{t_1 t_2}$  and  $b = \overline{t'_1 t'_2}$  are representations of two trits on binary machines,  $\oplus$  denotes XOR operation and  $\sum$  denotes counting the number of 1 in the binary value<sup>1</sup>

Note that with this code representation, '11' is actually not used, thus coding efficiency is only 75% of the ideal case (see discussion in Sect. 5). Nonetheless, even with this sub-optimal implementation, the ternary hashing can still outperform the binary hashing with same length of hash code. In terms of computational speed, the calculation of ternary Hamming distance is comparable with that of binary Hamming distance, and much faster than the floating-point number based matrix multiplication (Sect. 4).

Interestingly, the implementation and the distance calculation of DBQ approach [13] is the same as Łukasiewicz Hamming distance, while the distance calculation of DPN-T [8] is the same as Kleene Hamming distance. Performance differences between these two THD are discussed in Sect. 4.

## 4. Experiments

Our proposed ternary hashing method (Algorithm 1) acted as a **post-processing** of the outputs of binary hashing network, and therefore it can be applied to *any* binary hashing methods. In this section, we first describe the datasets

<sup>1</sup>Counting "1" bits can be efficiently implemented with *popcnt* instruction.

and deep hashing methods that are used for comparison in this work (Sect. 4.1), followed by performances of ternary hashing in terms of retrieval accuracy and efficiency (Sect. 4.2).

## 4.1. Experiment Settings

### 4.1.1 Datasets

**CIFAR10.** CIFAR10 [14] consists of 60K 32x32 colored images in 10 classes. We follow the settings from [5] and randomly select 100 images per class as the query set while the remaining images are used as the retrieval set. Besides, we randomly sample 500 images per class from the retrieval set as the training set.

**NUS-WIDE.** NUS-WIDE [6] consists of 269K multi-labeled images in 81 concepts. We follow the settings from [5] and use the most frequent 21 concepts as image annotations, thus 195K images are selected. We randomly select 100 images per concepts as the query set while the remaining images are used as the retrieval set. Moreover, we randomly sample 500 images per concepts from the retrieval set as the training set.

**ImageNet100.** ImageNet100 is a subset of ImageNet [21] with only 100 classes. We follow the settings from [5] and use the 100 classes. We use all the validation images from 100 classes as the query set and randomly sample 13K images from the retrieval set which consists of 128K images.

### 4.1.2 Deep Hashing Methods

For comparison, we have implemented six existing deep binary hashing methods for comparison as shown in Table 5<sup>2</sup>. These binary hashing methods can be categorized into classification-based and pairwise-based methods. We have implemented Deep Polarized Network (DPN) [8], Greedy-Hash (GH) [23], and Just-Maximizing-Likelihood Hashing (JMLH) [22] for classification-based methods while HashNet [5], Deep Balanced Discrete Hashing (DBDH) [29] and Deep Pairwise-Supervised Hashing (DPSH) [16] for pairwise-based methods. Finally, we resized the input to 224x224 and we adopt AlexNet [15] as our backbone network, where image features are extracted from the *fc7* layer. Then, the extracted features are act as input for the deep hashing methods and perform the respective training<sup>3</sup>.

## 4.2. Hashing Performance

To investigate the performance of image retrieval using ternary hashing, we use the standard top-k mean-Average

<sup>2</sup>For some methods in the table, we are unable to achieve the performance with the hyperparameters setting from original paper, therefore we report the best performance that we can achieve.

<sup>3</sup>For detailed training hyperparameters of each deep hashing methods, please refer to the supplementary material.

Precision (mAP@k). We adopt the popular settings of  $k = all, 5000, 1000$  for **CIFAR10**, **NUS-WIDE** and **ImageNet100** respectively according to [30, 8, 23]. Main experimental results are summarized in Table 5 and Figure 2, from which we made following observations:

- In majority of settings, ternary hashing based on Kleene logic demonstrated consistent improvements of hashing accuracies (in mAP) compared with six state-of-the-art binary hashing methods. The improvements are more pronounced for ImageNet100 than other datasets, for which the largest improvement is as high as 5.9% (see bold numbers in Table 5). We ascribe the significant improvement to the reduced neighborhood ambiguity for challenging scenarios with large number of classes (100) and short bit lengths (16).
- Ternary hashing based on Łukasiewicz logic was not as good as Kleene logic, and sometimes was outperformed by binary hashing. Performance drops might be ascribed to the overconfidence and incurred errors in assigning distance 0 between two intermediate UNKNOWN states (see Table 1). It is interesting to further investigate influence of subtle difference between Łukasiewicz and Kleene logic for other hashing tasks.

These experimental results justified our view that ternary hashing is a principled approach that can be adopted to improve any existing hashing method, although the extent of improvements might be dependent on the datasets, the length of hashing codes and the original hashing methods.

## 4.3. Case Study

Figure 4 illustrates the top 10 CIFAR10 images retrieved for two query images using DPN-64 and DPN-64-K. It was shown that binary hashing retrieved wrong images due to mis-classifications, while ternary hashing is able to deal with challenging query images and successfully retrieve correct images. The reduced errors in challenging cases is also illustrated in Figure 3, which shows the errors due to binary code assignments is mitigated by introducing an intermediate region between the double-thresholds. Figure 5 shows that, for ternary hashing, hamming distances between the query and negative samples increases (more concentrated at 32 in Figure 5b) while hamming distance with positive samples decreases (more concentrated to the left). Overlapping between histograms are thus reduced from 0.10 to 0.08, indicating a reduction in ambiguous region and a better separability between positive/negative samples. This observation is in accordance with improved hashing accuracies illustrated in Figure 4 and Table 5.

## 4.4. Retrieval Efficiency on Binary Machines

Retrieval efficiencies are measured by the time of calculating Hamming distance among samples. We use

Methods	CIFAR-10			NUS-WIDE			ImageNet100		
	B	L	K	B	L	K	B	L	K
GH-16	0.815	0.820	0.825	0.730	0.786	0.768	0.584	0.609	0.621
GH-24	0.821	0.826	0.829	0.775	0.809	0.820	0.633	0.649	0.667
GH-32	0.823	0.827	0.830	0.788	0.820	0.834	0.653	0.666	0.677
GH-64	0.826	0.827	0.825	0.821	0.834	0.850	0.678	0.687	0.694
GH-128	0.811	0.811	0.811	0.827	0.838	0.854	0.676	0.682	0.688
JMLH-16	0.792	0.799	0.802	0.636	0.682	0.666	0.603	0.616	0.658
JMLH-24	0.798	0.810	0.814	0.671	0.699	0.698	0.632	0.632	0.670
JMLH-32	0.810	0.813	0.814	0.681	0.710	0.718	0.645	0.636	0.678
JMLH-64	0.819	0.823	0.824	0.717	0.731	0.755	0.658	0.661	0.688
JMLH-128	0.823	0.825	0.827	0.728	0.743	0.774	0.663	0.661	0.687
DPN-16	0.803	0.814	0.820	0.813	0.830	0.818	<b>0.609</b>	<b>0.632</b>	<b>0.668</b>
DPN-24	0.809	0.815	0.823	0.832	0.841	0.846	0.664	0.675	0.710
DPN-32	0.822	0.827	0.836	0.832	0.843	0.842	0.690	0.687	0.732
DPN-64	0.813	0.824	0.836	0.840	0.846	0.847	0.730	0.716	0.754
DPN-128	0.811	0.814	0.825	0.835	0.840	0.845	0.734	0.717	0.762
DPSH-16	0.798	0.803	0.811	0.830	0.831	0.824	0.293	0.310	0.318
DPSH-24	0.789	0.801	0.805	0.837	0.832	0.828	0.346	0.366	0.373
DPSH-32	0.793	0.800	0.806	0.843	0.836	0.834	0.376	0.397	0.409
DPSH-64	0.784	0.784	0.805	0.853	0.844	0.844	0.422	0.445	0.453
DPSH-128	0.753	0.725	0.766	0.861	0.845	0.851	0.436	0.454	0.465
HashNet-16	0.799	0.807	0.818	0.819	0.823	0.829	0.360	0.410	0.416
HashNet-24	0.788	0.811	0.821	0.834	0.828	0.838	0.432	0.474	0.482
HashNet-32	0.798	0.799	0.824	0.834	0.822	0.830	0.497	0.527	0.543
HashNet-64	0.789	0.764	0.811	0.846	0.816	0.844	0.587	0.607	0.618
HashNet-128	0.702	0.675	0.728	0.853	0.813	0.825	0.624	0.631	0.650
DBDH-16	0.804	0.810	0.818	0.820	0.829	0.823	0.253	0.286	0.290
DBDH-24	0.797	0.811	0.822	0.830	0.829	0.828	0.323	0.362	0.370
DBDH-32	0.793	0.802	0.817	0.840	0.837	0.839	0.355	0.393	0.409
DBDH-64	0.787	0.766	0.807	0.848	0.825	0.841	0.424	0.455	0.466
DBDH-128	0.764	0.780	0.800	0.855	0.830	0.854	0.475	0.492	0.494

Table 5: Retrieval mAP of different methods with number of K in the suffix. B is the performance of binary hashing, while L and K are the performance of ternary hashing using Łukasiewicz logic or Kleene logic. The retrieval mAP are measured using bin size  $R = 100$ .

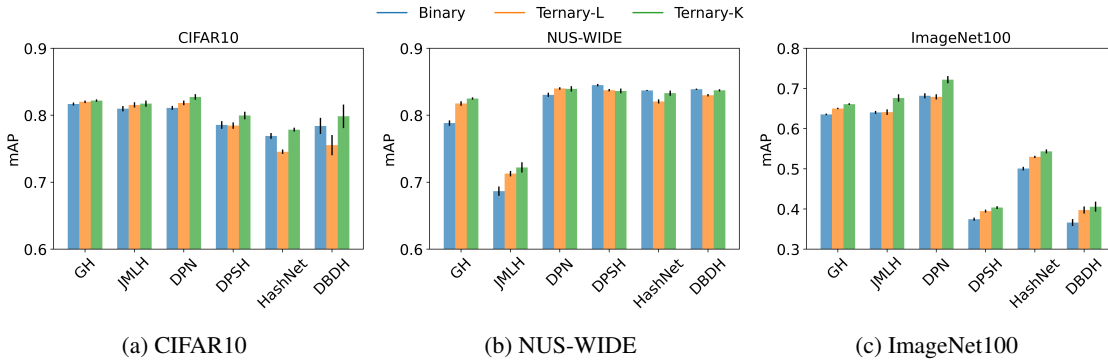


Figure 2: Summary of mean average precision averaged over all number of bits for different dataset.

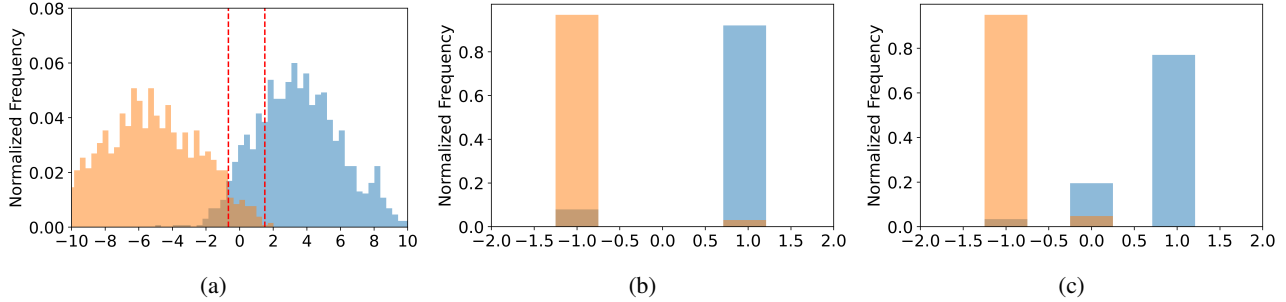


Figure 3: Histograms of one of the bits of (a) raw output (b) binary hash codes and (c) ternary hash codes respectively. The vertical red dotted line is the double thresholds found by our proposed method in Algorithm 1. Orange and blue colors stand for two different classes. X-axis represented the range of the outputs.



Figure 4: Examples of top 10 retrieved images. For each query image (left), the top row represents retrieved images using binary hash codes while the bottom row represents the ternary hash codes. Green box stands for retrieved correctly while red box stands for retrieved wrongly.

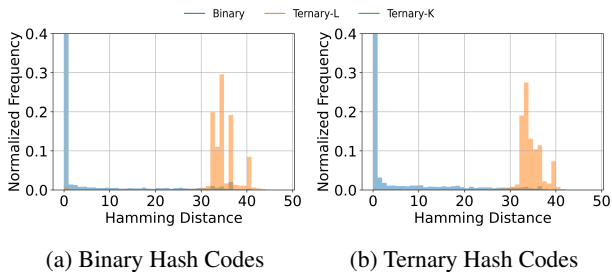


Figure 5: The histogram of hamming distance between query hash codes and both positive and negative hash codes. The overlapping area of histogram of hamming distance was reduced from (a) 0.10 to (b) 0.08.

the double length of hash code for binary hashing to compare with the ternary ones, i.e. 16/32 denotes comparing 16-trit ternary hash code with 32-bit binary hash code, since ternary hash code was implemented by the double length binary code. The experiments are run on CPU in order to eliminate the impact of GPU acceleration. In this experiment, we count the calculation time of Hamming distance for 1 query sample to 10000 database samples (1@10000), and the unit is seconds. As Table 6 shows, with the proposed

1 @ 10000					
	16/32	32/64	64/128	128/256	256/512
matmul	2.05	3.62	8.40	15.61	28.48
Kleene	0.18	0.17	0.19	0.27	0.36
Lukasiewicz	0.11	0.12	0.13	0.14	0.18
binary	0.10	0.10	0.13	0.16	0.12

Table 6: Retrieval Time measured in second.

binary implementation, the efficiency of calculating ternary Hamming distance is comparable with calculating binary Hamming distance, and is much faster than matrix multiplication (matmul) using floating-point operation. Moreover, it was shown that the calculation of Kleene Hamming distance is slower than the Lukasiewicz Hamming distance, due to the extra step of calculating  $t_b$  in eq. (12).

Finally, one must note that the measured efficiency is only applicable to ternary hashing implementation on binary machines. Possible improvements in efficiency brought by dedicated hardware supporting ternary logic is discussed in Sect. 5.

## 5. Discussion and Conclusion

This paper demonstrates a novel ternary hashing method, which aims to improve existing deep binary hashing models by introducing an intermediate UNKNOWN state to reduce errors ascribed to ambiguous binary code assignments. The reduced errors in each bit assignment lead to better separability between Hamming distance histograms for positive and negative data points, and consequently, hashing accuracies are consistently improved ranging from 1% to 5.9%.

In this paper an implementation of ternary hashing on binary machines is provided to demonstrate that ternary hashing can take advantages of widely available binary systems. Since the implementation is based on double-bits binary code and omits '11' in encoding, there is an inevitable 25% loss of coding efficiency. Nevertheless, the performance of 24-trit ternary hashing with Kleene logic (75% coding ef-



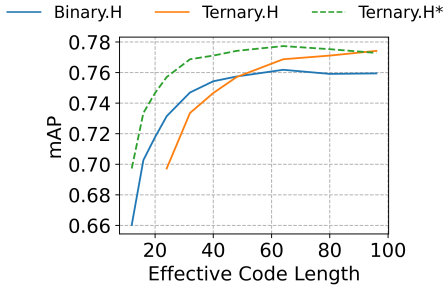


Figure 6: A summary of retrieval performance (mAP) averaged among different datasets and methods over different number of code length. **Binary.H** and **Ternary.H** means Binary and Ternary Hash Codes respectively. \* denotes the performance if ternary hashing is implemented on a genuine ternary machine. Effective code length represents the number of bit/trits on a binary machine or a ternary machine.

iciency) has consistently exceeded the 32-bit binary hashing as shown in Table 5. If ternary hashing is implemented on genuine ternary machines and exploit 100% coding efficiency (the green dotted line in Figure 6), we assume that the performance of ternary hashing would also comprehensively surpass that of binary hashing. There are indeed dedicated implementations of ternary logic with Field Programmable Gate Array (FPGA) in [3] [20]. As future work, it is interesting to explore and adopt such an implementation to achieve full potential of ternary hashing.

## References

- [1] Hande Alemdar, Vincent Leroy, Adrien Prost-Boucle, and Frédéric Pétrot. Ternary neural networks for resource-efficient ai applications. In *2017 International Joint Conference on Neural Networks (IJCNN)*, pages 2547–2554. IEEE, 2017. 2
- [2] Radim Bělohlávek, Joseph W Dauben, and George J Klir. *Fuzzy logic and mathematics: a historical perspective*. Oxford University Press, 2017. 1, 2
- [3] Stephen D. Brown, Robert J. Francis, Jonathan Rose, and Zvonko G. Vranesic. *Field-Programmable Gate Arrays*. Kluwer Academic Publishers, USA, 1992. 2, 9
- [4] Fatih Cakir, Kun He, Sarah Bargal, and Stan Sclaroff. Hashing with mutual information. *T-PAMI*, 41(10):2424–2437, 2019. 3, 4
- [5] Zhangjie Cao, Mingsheng Long, Jianmin Wang, and Philip S Yu. Hashnet: Deep learning to hash by continuation. In *Proceedings of the IEEE international conference on computer vision*, pages 5608–5617, 2017. 2, 6
- [6] Tat-Seng Chua, Jinhui Tang, Richang Hong, Haojie Li, Zhiping Luo, and Yantao Zheng. Nus-wide: a real-world web image database from national university of singapore. In *Proceedings of the ACM international conference on image and video retrieval*, pages 1–9, 2009. 6
- [7] Lixin Fan. Supervised binary hash code learning with jensen shannon divergence. In *Proceedings of the IEEE International Conference on Computer Vision*, pages 2616–2623, 2013. 3, 4
- [8] Lixin Fan, Kam Woh Ng, Ce Ju, Tianyu Zhang, and Chee Seng Chan. Deep polarized network for supervised learning of accurate binary hashing codes. In Christian Bessiere, editor, *Proceedings of the Twenty-Ninth International Joint Conference on Artificial Intelligence, IJCAI-20*, pages 825–831. International Joint Conferences on Artificial Intelligence Organization, 7 2020. Main track. 2, 3, 5, 6
- [9] Aristides Gionis, Piotr Indyk, Rajeev Motwani, et al. Similarity search in high dimensions via hashing. In *Vldb*, volume 99, pages 518–529, 1999. 2
- [10] Brian Hayes. Computing science: Third base. *American Scientist*, 89(6):490–494, 2001. 1, 5
- [11] Yili Hong. On computing the distribution function for the poisson binomial distribution. *Computational Statistics & Data Analysis*, 59:41 – 51, 2013. 4
- [12] Rong Kang, Yue Cao, Mingsheng Long, Jianmin Wang, and Philip S Yu. Maximum-margin hamming hashing. In *Proceedings of the IEEE International Conference on Computer Vision*, pages 8252–8261, 2019. 2
- [13] Weihao Kong and Wu-Jun Li. Double-bit quantization for hashing. In *AAAI*, volume 1, page 5, 2012. 2, 5
- [14] Alex Krizhevsky, Geoffrey Hinton, et al. Learning multiple layers of features from tiny images. 2009. 6
- [15] Alex Krizhevsky, Ilya Sutskever, and Geoffrey E Hinton. Imagenet classification with deep convolutional neural networks. *Communications of the ACM*, 60(6):84–90, 2017. 6
- [16] Wu-Jun Li, Sheng Wang, and Wang-Cheng Kang. Feature learning based deep supervised hashing with pairwise labels. *arXiv preprint arXiv:1511.03855*, 2015. 6
- [17] Jianhua Lin. Divergence measures based on the shannon entropy. *IEEE Transactions on Information theory*, 37:145–151, 1991. 3, 4
- [18] Xiao Luo, Chong Chen, Huasong Zhong, Hao Zhang, Minghua Deng, Jianqiang Huang, and Xiansheng Hua. A survey on deep hashing methods, 2020. 1, 2

- [19] Masao Mukaidono. Regular ternary logic functions—ternary logic functions suitable for treating ambiguity. *Computers, IEEE Transactions on*, C-35:179–183, 03 1986. 1
- [20] Adrien Prost-Boucle, Alban Bourge, Frédéric Pétrot, Hande Alemdar, Nicholas Caldwell, and Vincent Leroy. Scalable high-performance architecture for convolutional ternary neural networks on fpga. In *2017 27th International Conference on Field Programmable Logic and Applications (FPL)*, pages 1–7. IEEE, 2017. 2, 9
- [21] Olga Russakovsky, Jia Deng, Hao Su, Jonathan Krause, Sanjeev Satheesh, Sean Ma, Zhiheng Huang, Andrej Karpathy, Aditya Khosla, Michael Bernstein, et al. Imagenet large scale visual recognition challenge. *International journal of computer vision*, 115(3):211–252, 2015. 6
- [22] Yuming Shen, Jie Qin, Jiabin Chen, Li Liu, Fan Zhu, and Ziyi Shen. Embarrassingly simple binary representation learning. In *Proceedings of the IEEE International Conference on Computer Vision Workshops*, pages 0–0, 2019. 2, 6
- [23] Shupeng Su, Chao Zhang, Kai Han, and Yonghong Tian. Greedy hash: Towards fast optimization for accurate hash coding in cnn. In *Advances in neural information processing systems*, pages 798–807, 2018. 2, 6
- [24] Stephen Tridgell, Martin Kumm, Martin Hardieck, David Boland, Duncan Moss, Peter Zipf, and Philip H. W. Leong. Unrolling ternary neural networks. *ACM Trans. Reconfigurable Technol. Syst.*, 12(4), Oct. 2019. 2
- [25] Jingdong Wang, Ting Zhang, Nicu Sebe, Heng Tao Shen, et al. A survey on learning to hash. *IEEE transactions on pattern analysis and machine intelligence*, 40(4):769–790, 2017. 1, 2
- [26] Yair Weiss, Antonio Torralba, and Rob Fergus. Spectral hashing. In D. Koller, D. Schuurmans, Y. Bengio, and L. Bottou, editors, *Advances in Neural Information Processing Systems 21*, pages 1753–1760. Curran Associates, Inc., 2009. 2
- [27] Wei Wen, Cong Xu, Feng Yan, Chunpeng Wu, Yandan Wang, Yiran Chen, and Hai Li. Terngrad: Ternary gradients to reduce communication in distributed deep learning. In I. Guyon, U. V. Luxburg, S. Bengio, H. Wallach, R. Fergus, S. Vishwanathan, and R. Garnett, editors, *Advances in Neural Information Processing Systems 30*, pages 1509–1519. Curran Associates, Inc., 2017. 2
- [28] Tianyu Zhang, Lei Zhu, Qian Zhao, and Kilho Shin. Neural networks weights quantization: Target none-retraining ternary (tnt), 2019. 2
- [29] Xiangtao Zheng, Yichao Zhang, and Xiaoqiang Lu. Deep balanced discrete hashing for image retrieval. *Neurocomputing*, 2020. 6
- [30] Han Zhu, Mingsheng Long, Jianmin Wang, and Yue Cao. Deep hashing network for efficient similarity retrieval. In *Thirtieth AAAI Conference on Artificial Intelligence*, 2016. 6