

Optimal output-feedback control and separation principle for Markov jump linear systems modeling wireless networked control scenarios

Anastasia Impicciatore¹, Yuriy Zacchia Lun², Pierdomenico Pepe¹, and Alessandro D’Innocenzo¹

Abstract—The communication channels used to convey information between the components of wireless networked control systems (WNCSs) are subject to packet losses due to time-varying fading and interference. We consider a wireless networked control scenario, where the packet loss occurs in both the sensor–controller link (sensing link), and the controller–actuator link (actuation link). Moreover, we consider one time-step delay mode observations of the actuation link. While the problems of state feedback optimal control and stabilizability conditions for systems with one time-step delay mode observations of the actuation link have been already solved, we study the optimal output feedback control problem, and we derive a separation principle for the aforementioned wireless networked control scenario. Particularly, we show that the optimal control problem (with one time step delay in the mode observation of actuation link state) and the optimal filtering problem can be solved independently under a TCP-like communication scheme.

I. INTRODUCTION

From the automatic control perspective, the wireless communication channels are the means to convey information between sensors, actuators, and computational units of wireless networked control systems. These communication channels are frequently subject to time-varying fading and interference, which may lead to packet losses. In the wireless networked control system (WNCS) literature the packet dropouts have been modeled either as stochastic or deterministic phenomena [1]. The proposed deterministic models specify packet losses in terms of time averages or in terms of worst case bounds on the number of consecutive dropouts (see e.g. [2], [3]). For what concerns stochastic models, a vast amount of research assumes memoryless packet drops, so that dropouts are realizations of a Bernoulli process ([4], [5], [6]). Other works consider more general correlated (bursty) packet losses and use a transition probability matrix (TPM) of a finite-state stationary Markov channel (see e.g. the finite-state Markov modelling of Rayleigh, Rician and Nakagami fading channels in [7] and references therein) to describe the stochastic process that rules packet dropouts (see [4], [8], [9]). In these works networked control systems with missing packets are modeled as time-homogeneous Markov jump linear systems (MJLSs, [10]).

When the packet drops affect the communication between

the controller and actuator, the controller may know the outcome of the transmission and the state of the channel only after a time-step delay. While the problems of optimal linear quadratic regulation and stabilizability with one time step delay have been solved in [9] and [11], in this note we focus on *optimal-output feedback control* in observation of the operational mode of the system. The problem of output feedback control for Markov jump linear systems has been investigated in [10], [12], where both the dynamics of the plant and the one of the observer are driven by the same Markov chain, moreover in [10], [12] the delay in the mode observation of the actuation channel is not considered.

This article generalizes the results of [11] to double-sided packet loss (see [3]) as one of the contributions, since we consider that the packet loss occurs in both the sensor–controller link (sensing link), and the controller–actuator link (actuation link). Moreover, we design the optimal output-feedback controller, that can be obtained solving the optimal control problem, and the optimal filtering problem separately. The main difficulty of our approach can be found in the synthesis of the filtering gain, accounting for both the operational mode of the sensing channel and also the occurrence of packet losses. In [13] the filtering problem is solved using the Kalman filter for a single channel modelled by a two state Markov chain (hereafter MC), that corresponds to simplified Gilbert channel. This result cannot be applied to the general Markov channel that requires $2N$ states with $N > 2$. Other estimation approaches are \mathcal{H}_2 and \mathcal{H}_∞ estimation, see [8], in which sub-optimal filters are obtained considering cluster availability of the operational modes. We choose a Luenberger like observer instead of Kalman filter (see [13]), because the filter dynamics depends just on the current mode of the sensing channel (rather than on the entire past history of modes). We prove as our main contribution that the separation principle holds also in this case, coherently with the result presented in [10].

The paper is organized as follows. In Section II we present the networked control system and the information flow of actuation and sensing between the plant and the controller. In Section III we recall the solution of the optimal control problem in our setting derived in [11]; while in Section IV we present a Luenberger like observer and we provide a LMI approach to find the solution of the optimal filtering problem. In Section V, we state the separation principle. We provide a numerical example in Section VI and some concluding remarks in Section VII.

¹Center of Excellence for Research DEWS, Department of Information Engineering, Computer Science and Mathematics, University of L’Aquila, L’Aquila 67100, Italy. anastasia.impicciatore@graduate.univaq.it, alessandro.dinnocenzo@univaq.it, pierdomenico.pepe@univaq.it

²IMT School for advanced studies Lucca, Lucca, Italy. yuriy.zacchialun@imtlucca.it

A. Notation and preliminaries

In the following, \mathbb{N}_0 denotes the set of non-negative integers, while \mathbb{F} indicates the set of either real or complex numbers. The absolute value of a number is denoted by $|\cdot|$. We recall that every finite-dimensional normed space over \mathbb{F} is a Banach space [14], and denote the Banach space of all bounded linear operators of Banach space \mathbb{X} into Banach space \mathbb{Y} , by $\mathbb{B}(\mathbb{X}, \mathbb{Y})$. We set $\mathbb{B}(\mathbb{X}, \mathbb{X}) \triangleq \mathbb{B}(\mathbb{X})$. The identity matrix of size n is indicated by \mathbb{I}_n . The operation of transposition is denoted by apostrophe, the complex conjugation by overbar, while the conjugate transposition is indicated by superscript $*$. $\mathbb{F}_+^{n \times n}$ and $\mathbb{F}_+^{n \times n}$ denote the sets of Hermitian and positive semi-definite matrices, respectively. Let us define, for any positive integer C , and for any positive integer n , the following sets:

$$\mathbb{H}^{Cn,*} \triangleq \{\mathbf{K} = [\mathbf{K}_m]_{m=1}^C; \mathbf{K}_m \in \mathbb{F}_+^{n \times n}\},$$

$$\mathbb{H}^{Cn,+} \triangleq \{\mathbf{K} \in \mathbb{H}^{Cn,*}; \mathbf{K}_m \in \mathbb{F}_+^{n \times n}, m = 1, \dots, C\}.$$

We denote by $\rho(\cdot)$ the spectral radius of a square matrix (or a bounded linear operator), i.e., the largest absolute value of its eigenvalues, and by $\|\cdot\|$ either any vector norm or any matrix norm. Since for finite-dimensional linear spaces all norms are equivalent [15, Theorem 4.27] from a topological viewpoint, as vector norms we use variants of vector p -norms. For what concerns the matrix norms, we use ℓ_1 and ℓ_2 norms [16, p. 341], that treat $n_r \times n_c$ matrices as vectors of size $n_r n_c$, and use one of the related p -norms. The definition of ℓ_1 and ℓ_2 norms is based on the operation of vectorization of a matrix, $\text{vec}(\cdot)$, which is further used in the definition of the operator $\hat{\varphi}(\cdot)$, to be applied to any block matrix, e.g. $\Phi = [\Phi_m]_{m=1}^I$:

$$\hat{\varphi}(\Phi) \triangleq [\text{vec}(\Phi_1), \dots, \text{vec}(\Phi_I)]'.$$

The linear operator $\hat{\varphi}(\cdot)$ is a uniform homeomorphisms, its inverse operator $\hat{\varphi}^{-1}(\cdot)$ is uniformly continuous [17], and any bounded linear operator in $\mathbb{B}(\mathbb{F}^{N n_r \times n_c})$ can be represented in $\mathbb{B}(\mathbb{F}^{N n_r n_c})$ through $\hat{\varphi}(\cdot)$. We denote by \otimes the Kronecker product defined in the usual way, see e.g. [18], and by \oplus the direct sum. Notably, the direct sum of a sequence of square matrices $[\Phi_i]_{i=1}^N$ produces a block diagonal matrix, having its elements, Φ_i , on the main diagonal blocks. Then, $\text{tr}(\cdot)$ indicates the trace of a square matrix. For two Hermitian matrices of the same dimensions, Φ_1 and Φ_2 , $\Phi_1 \succeq \Phi_2$ (respectively $\Phi_1 \succ \Phi_2$) means that $\Phi_1 - \Phi_2$ is positive semi-definite (respectively positive definite). Finally, $\mathbb{E}(\cdot)$ stands for the mathematical expectation of the underlying scalar valued random variable.

II. NETWORKED CONTROL SYSTEM MODEL

Let us consider a closed loop system where the information flow between controller and plant is sent over a (wireless) communication network under a TCP-like protocol. The *plant* is modeled through a linear stochastic system

$$\mathcal{G} : \begin{cases} x_{k+1} = Ax_k + \nu_k Bu_k + Gw_k, \\ y_k^s = Lx_k + Hw_k, y_k^c = \gamma_k y_k^s, \\ z_k = Cx_k + \nu_k Du_k, \\ x_0 \in \mathbb{F}^{n_x}; \end{cases} \quad (1)$$

where $x_k \in \mathbb{F}^{n_x}$ is the system state, $u_k \in \mathbb{F}^{n_u}$ is the desired control input, computed by the controller and sent to the actuator. The system is affected by intermittent control inputs and observations due to the occurrence of packet losses on the actuation link, and on the sensing link, respectively. Two binary random variables, ν_k and γ_k , depict these features in

the model \mathcal{G} . Particularly, the stochastic variable ν_k models the occurrence of packet losses on the actuation link, while the stochastic variable γ_k models the occurrence of packet losses on the sensing link. The vector $y_k^s \in \mathbb{F}^{n_y}$ contains the measurements that are sent from the sensor to the controller, while $y_k^c \in \mathbb{F}^{n_y}$ is the vector received by the controller. If the packet containing y_k^s is correctly delivered, then $y_k^c = y_k^s$; otherwise the controller does not receive the packet and we have $y_k^c = 0$. The vector $z_k \in \mathbb{F}^{n_z}$ is the output of the system, that is used to define performance index of the optimal controller. The sequence $\{w_k \in \mathbb{F}^{n_w}; k \in \mathbb{N}\}$ is a white noise sequence, representing discrepancies between the model and the real process, due to unmodeled dynamics or disturbances and measurement noise. The noise w_k is assumed to be independent from the initial state x_0 and from the stochastic variables ν_k and γ_k , respectively. Specifically, we have $\forall k, l \in \mathbb{N}, k \neq l$ that:

$$\mathbb{E}[w_k] = 0, \quad \mathbb{E}[w_k w_k^*] = \mathbb{I}_{n_w}, \quad \mathbb{E}[w_k w_l^*] = 0. \quad (2)$$

As in [10, Section 5.2], without loss of generality we assume that the system matrices are constant matrices of appropriate sizes, such that

$$GG^* \succeq 0, GH^* = 0, HH^* \succ 0, C^*D = 0, D^*D \succ 0. \quad (3)$$

To describe the stochastic characteristics of variables ν_k and γ_k we use the Markov channel model of the packet dropout process proposed in [19], where the transition probabilities between the communication channel's states and the associated probabilities of the packet loss are derived analytically by taking into account the geometry of the propagation environment, the degree of motion around the communicating nodes and the relevant physical phenomena involved. In this model the states of the communication channel are measured through the signal-to-noise-plus-interference ratio (SNIR), and each state is associated with a certain packet error probability (PEP). Formally, consider the stochastic basis $(\Omega, \mathcal{F}, \{\mathcal{F}_k\}_{k \in \mathbb{N}}, \mathbb{P})$, where Ω is the sample space, \mathcal{F} is the σ -algebra of (Borel) measurable events, $\{\mathcal{F}_k\}_{k \in \mathbb{N}}$ is the related filtration and \mathbb{P} is the probability measure. The sensing and control channel states are the output of the discrete-time time-homogeneous Markov chains (MCs): $\eta : \mathbb{N} \times \Omega \rightarrow \mathbb{S}_\eta \subseteq \mathbb{N}$ and $\theta : \mathbb{N} \times \Omega \rightarrow \mathbb{S}_\theta \subseteq \mathbb{N}$. Indeed, $\{\eta_k\}_{k \in \mathbb{N}}$ and $\{\theta_k\}_{k \in \mathbb{N}}$ take values in the finite sets $\mathbb{S}_\eta = \{1, \dots, I\}$ and $\mathbb{S}_\theta = \{1, \dots, N\}$ and have *time-invariant* transition probability matrices (hereafter TPMs) $P = [p_{ij}]_{i,j=1}^N$ and $Q = [q_{mn}]_{m,n=1}^I$, respectively. The entries of the TPMs P and Q are defined as:

$$p_{ij} \triangleq \mathbb{P}(\theta_{k+1} = j | \theta_k = i), \quad \forall i, j \in \mathbb{S}_\theta, \quad (4a)$$

$$q_{mn} \triangleq \mathbb{P}(\eta_{k+1} = n | \eta_k = m), \quad \forall m, n \in \mathbb{S}_\eta, \quad (4b)$$

satisfying:

$$\sum_{m \in \mathbb{S}_\eta} q_{mn} = 1, \quad \sum_{j \in \mathbb{S}_\theta} p_{ij} = 1, \quad \forall m \in \mathbb{S}_\eta, \quad \forall i \in \mathbb{S}_\theta. \quad (4c)$$

The variable $\tilde{\pi}_i(k)$ denotes the probability that the MC θ is in the mode $i \in \mathbb{S}_\theta$ at time $k \in \mathbb{N}$, i.e. $\tilde{\pi}_i(k) = \mathbb{P}(\theta_k = i)$, while $\pi_m(k)$ denotes the probability $\mathbb{P}(\eta_k = m)$. In order to provide the stability analysis and control synthesis as follows in this paper, we need to consider the aggregated state (ν_k, θ_k) , i.e. a $2N$ -ary random quantity, where ν_k accounts for the occurrence of packet losses on the actuation channel. Thus, $\nu_k = 0$ if the control packet is lost and $\nu_k = 1$ if the control packet is correctly delivered. For this reason, we can write that $\nu_k \in \mathbb{S}_\nu \triangleq \{0, 1\}$, $\forall k \in \mathbb{N}$. The Markov chain θ describes the evolution of the actuation channel. Let us

define $\nu_{\theta_k} \triangleq (\nu_k, \theta_k)$. The probability of having a successful packet delivery on the control channel depends on the current mode of the channel, that is given by $\theta_k = i$, i.e.

$$\mathbb{P}(\nu_k = 1 | \theta_k = i) = \hat{\nu}_i, \quad \mathbb{P}(\nu_k = 0 | \theta_k = i) = 1 - \hat{\nu}_i, \quad (5)$$

are the probability that the packet is correctly delivered at time $k \in \mathbb{N}$, and the probability of having a packet loss conditioned to $\theta_k = i$, respectively. As far as the sensing channel is concerned, its evolution is described by the MC η_k . The variable γ_k accounts for the occurrence of packet losses on the sensing channel. Thus, $\gamma_k = 0$ if the sensing packet is lost and $\gamma_k = 1$ if the packet is correctly delivered, i.e. $\gamma_k \in \mathbb{S}_\gamma \triangleq \{0, 1\}$, $\forall k \in \mathbb{N}$. Thus, we need again an aggregated state $\gamma_{\eta_k} \triangleq (\gamma_k, \eta_k)$, $k \in \mathbb{N}$, which is a $2\mathbf{I}$ -ary random quantity. Similarly, the probability of having a successful packet delivery on the sensing channel also depends on the current mode of the channel, $\eta_k = n$, i.e.

$$\mathbb{P}(\gamma_k = 1 | \eta_k = n) = \hat{\gamma}_n, \quad \mathbb{P}(\gamma_k = 0 | \eta_k = n) = 1 - \hat{\gamma}_n, \quad (6)$$

are the probability that the packet is correctly delivered at time $k \in \mathbb{N}$, and the probability of having a packet loss conditioned to $\eta_k = n$, respectively. We can write the system presented in (1) as:

$$\begin{cases} x_{k+1} = Ax_k + \nu_{\theta_k} Bu_k + Gw_k, \\ y_k = \gamma_{\eta_k} Lx_k + \gamma_{\eta_k} Hw_k, \\ z_k = Cx_k + \nu_{\theta_k} Du_k. \end{cases} \quad (7)$$

Similarly to [10, Section 5.3], we make the following technical assumptions:

- (i) the initial conditions x_0, θ_0, η_0 are independent random variables,
- (ii) the white noise w_k is independent from the initial conditions $(x_0, \nu_{\theta_0}, \gamma_{\eta_0})$ and from the Markov processes $\nu_{\theta_k}, \gamma_{\eta_k}$, for all values of the discrete time k ,
- (iii) the sequence $\{w_k; k \in \mathbb{N}\}$ and the Markov chains $\{\theta_k; k \in \mathbb{N}\}, \{\eta_k; k \in \mathbb{N}\}$ are independent sequences,
- (iv) the MCs $\{\theta_k\}_{k \in \mathbb{N}}$ and $\{\eta_k\}_{k \in \mathbb{N}}$ are *ergodic*, with *steady state probability distributions*

$$\tilde{\pi}_i^\infty = \lim_{k \rightarrow \infty} \tilde{\pi}_i(k), \quad \pi_m^\infty = \lim_{k \rightarrow \infty} \pi_m(k), \quad (8)$$

respectively. Consequently, the Markov processes ν_{θ_k} and γ_{η_k} are also *ergodic*.

In [11], the control input u_k is designed exploiting the available information regarding the actuation channel state, that is θ_{k-1} , affected by one time-step delay. For this reason, we will consider, as in [11], the aggregated Markov state (θ_k, θ_{k-1}) . The introduced memory is, however, fictitious, since the aggregated MC obeys to the Markov property of the memoryless chain θ . Moreover, we are able to compute the probabilities related to the joint process $(\nu_k, \theta_k, \theta_{k-1})$, as in [11]. As far as the joint process $\gamma_{\eta_k} = (\gamma_k, \eta_k)$ is concerned, applying *Bayes Law*, *the Markov property*, and *the independence between γ_k and η_k* , we obtain:

$$\mathbb{P}(\gamma_{k+1} = 1, \eta_{k+1} = n | \eta_k = m) = \hat{\gamma}_n q_{mn}, \quad (9a)$$

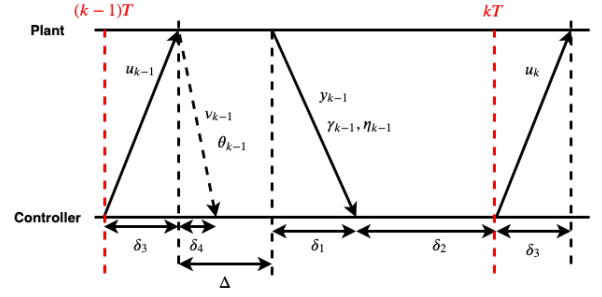
$$\mathbb{P}(\gamma_{k+1} = 0, \eta_{k+1} = n | \eta_k = m) = (1 - \hat{\gamma}_n) q_{mn}, \quad \forall m, n \in \mathbb{S}_\eta. \quad (9b)$$

In order to apply the usual definition of the mean square stability [10, pp. 36–37] to system (7), we consider the operational modes of system (7), given by $(\nu_{\theta_k}, \theta_{k-1}, \gamma_{\eta_k})$, which is a $4\mathbf{N}^2\mathbf{I}$ -ary random quantity.

Definition 1: A MJLS (7) is *mean square stable* if there exist equilibrium points μ_e and Q_e (independent from initial

conditions) such that, for any initial condition $(x_0, \nu_{\theta_0}, \gamma_{\eta_0})$, the following equalities hold:

$$\lim_{k \rightarrow \infty} \|\mathbb{E}(x_k) - \mu_e\| = 0, \quad \lim_{k \rightarrow \infty} \|\mathbb{E}(x_k x_k^*) - Q_e\| = 0. \quad (10)$$



Legend

- δ_1 : Downlink TX time (from sensors to controller)
- δ_2 : Computation time
- δ_3 : Uplink TX time (from controller to actuators)
- δ_4 : ACK TX time
- Δ : Delay (due to actuation, sensing, estimation strategy)

Fig. 1. Information flow timing between the plant and the controller.

Fig. 1 illustrates the information flow of actuation and sensing data between the plant and the controller under TCP-like protocols, with a sampling period T . At time $(k-1)T + \delta_3 + \Delta + \delta_1$, the information set (11) is available to the controller, for the computation of the control input u_k that will be applied at time indexed by k :

$$\mathcal{F}^k = \{(u_t)_{t=0}^{k-1}, (y_t)_{t=0}^{k-1}, (\nu_{\theta_t})_{t=0}^{k-1}, (\gamma_{\eta_t})_{t=0}^{k-1}\}. \quad (11)$$

We aim to design a *dynamical linear output feedback controller* having the following Markov jump structure:

$$\mathcal{G}_K : \begin{cases} \hat{x}_{k+1} = \hat{A}(\nu_{\theta_k}, \theta_{k-1}, \gamma_{\eta_k}) \hat{x}_k + \hat{B}_{\eta_k} y_k, \\ u_k = \hat{C}_{\theta_{k-1}} \hat{x}_k. \end{cases} \quad (12)$$

The control problem consists in finding the optimal matrices $\hat{A}(\nu_{\theta_k}, \theta_{k-1}, \gamma_{\eta_k}), \hat{B}_{\eta_k}, \hat{C}_{\theta_{k-1}}$, such that the closed-loop system is *mean square stable*, according to Definition 1. The matrices $\hat{C} = [\hat{C}_i]_{i=1}^{\mathbf{N}}$, and $\hat{B} = [\hat{B}_n]_{n=1}^{\mathbf{I}}$ are the solutions of the optimal control problem and of the optimal filtering problem, respectively.

III. THE OPTIMAL LINEAR QUADRATIC REGULATOR

In this section, we need to exploit the definition given in [11, Definition 1], dealing with *mean square stabilizability* of Markov jump linear systems with one time-step delayed operational mode observations.

Definition 2 (Mean square stabilizability with delay): The system described by (7) is *mean square stabilizable with one time step delay operational mode observation* if for any initial condition (x_0, θ_0) , there exists a *mode-dependent gain* $F = [F_i]_{i=1}^{\mathbf{N}}$, such that $u_k = F_{\theta_{k-1}} x_k$ is the *mean square stabilizing state feedback* for (7).

A. The Control CARE

In this subsection, we compute the *optimal mode-dependent control gain with one time-step delayed operational mode observation in the actuation channel*, denoted by $F = [F_l]_{l=1}^N$. We recall the *infinite horizon optimal control problem*, whose solution is given in [11] starting from the more general result presented in [9]. We set for any $X \in \mathbb{H}^{Nn_x, +}$:

$$A_l \triangleq A^* \left(\sum_{i=1}^N p_{li} X_i \right) A + C^* C, \quad C_l \triangleq A^* \left(\sum_{i=1}^N p_{li} \hat{\nu}_i X_i \right) B, \\ \tilde{B}_l \triangleq \sum_{i=1}^N p_{li} \hat{\nu}_i (B^* X_i B + D^* D), \quad \mathcal{X}_l \triangleq A_l - C_l \tilde{B}_l^{-1} C_l^*, \quad l \in \mathbb{S}_\theta.$$

We call the set of equations $X_l = \mathcal{X}_l(X)$ *Control Coupled Algebraic Riccati Equation (hereafter Control CARE)*. Clearly, the necessary condition for the existence of the *mean square stabilizing solution* $\tilde{X} \in \mathbb{H}^{Nn_x, +}$, of the Control CARE, is the *mean square stabilizability with one time-step delay* of system (7), according to *Definition 2*. If $\tilde{X} \in \mathbb{H}^{Nn_x, +}$ is the *mean square stabilizing solution* of the Control CARE, then the state feedback control input $F_{\theta_{k-1}} x_k$ stabilizes the system in the mean square sense, with one time-step delay in the observation of the actuation channel mode. The solution of the optimal control problem can be computed using the LMI approach presented in [9]. The optimized performance index is given by

$$J_c = \limsup_{t \rightarrow \infty} \frac{1}{t} \mathbb{E} \left[\sum_{k=0}^t (z_k z_k^*) | \mathcal{F}^k \right], \quad (13)$$

while the performance index achieved by the *optimal control law* is

$$J_c^* = \sum_{i=1}^N \tilde{\pi}_i^\infty \text{tr} (G^* X_i G).$$

IV. THE LUENBERGER LIKE OBSERVER

In this section, we present the filtering problem. To find the output-feedback controller using the information set described in Section II, we design a *Luenberger like observer*, given by:

$$\tilde{\mathcal{G}} : \begin{cases} \tilde{x}_{k+1} = A \tilde{x}_k + \nu_{\theta_k} B u_k - M_{\eta_k} (y_k - \gamma_{\eta_k} L \tilde{x}_k), \\ u_k = F_{\theta_{k-1}} \tilde{x}_k, \\ \tilde{x}(0) = \tilde{x}_0; \end{cases} \quad (14)$$

where $[M_m]_{m=1}^I \triangleq M$ is the *mode-dependent filtering gain* to be found as a solution of the filtering problem. It may be noted that when we compute \tilde{x}_{k+1} we know whether the control packet and the measurement packet arrived or not at the previous step. Indeed, this information will be contained by \mathcal{F}^{k+1} that will be used to compute the control input to apply at time $k+1$, that is $u_{k+1} = F_{\theta_k} \tilde{x}_{k+1}$. Let us define the *estimate error* as $\tilde{e}_k \triangleq x_k - \tilde{x}_k$. Consequently, the *error dynamics is obtained as follows*:

$$\tilde{e}_{k+1} = A x_k + \nu_{\theta_k} B u_k + G w_k - A \tilde{x}_k - \nu_{\theta_k} B u_k + \\ + M_{\eta_k} (\gamma_{\eta_k} L x_k + \gamma_{\eta_k} H w_k - \gamma_{\eta_k} L \tilde{x}_k) = \\ = (A + \gamma_{\eta_k} M_{\eta_k} L) \tilde{e}_k + (G + \gamma_{\eta_k} M_{\eta_k} H) w_k. \quad (15)$$

Remark 1: The error dynamics does not depend on the control input. Thus, the gain matrices $F_{\theta_{k-1}}$ and M_{η_k} can be computed independently.

A. Observer stability analysis

In this subsection, we provide a stability analysis for the error system. We want to find *recursive difference equations* for the first moment and the second moment error, \tilde{e}_k . Specifically, we define:

$$\tilde{m}_n(k) \triangleq \mathbb{E} [\tilde{e}_k \mathbf{1}_{\{\eta_{k-1}=n\}}], \quad \tilde{m}(k) \triangleq [\tilde{m}_n(k)]_{n=1}^I \in \mathbb{R}^{In_x}, \quad (16a)$$

$$\tilde{Y}_n(k) \triangleq \mathbb{E} [\tilde{e}_k \tilde{e}_k^* \mathbf{1}_{\{\eta_{k-1}=n\}}], \quad \tilde{Y}(k) \triangleq [\tilde{Y}_n(k)]_{n=1}^I \in \mathbb{R}^{In_x \times In_x}. \quad (16b)$$

So that the *first and second moment* of \tilde{e}_k are given by:

$$\mathbb{E} [\tilde{e}_k] = \sum_{n=1}^I \tilde{m}_n(k), \quad \mathbb{E} [\tilde{e}_k \tilde{e}_k^*] = \sum_{n=1}^I \tilde{Y}_n(k). \quad (17)$$

In order to carry on the mean square stability analysis, in the spirit of [10], we need to define the operators $\mathcal{V}(\cdot) \triangleq [\mathcal{V}_m(\cdot)]_{m=1}^I$, $\tilde{\mathcal{V}}(\cdot) \triangleq [\tilde{\mathcal{V}}_m(\cdot)]_{m=1}^I$, and $\mathcal{J}(\cdot) \triangleq [\mathcal{J}_m(\cdot)]_{m=1}^I$, all in $\mathbb{B}(\mathbb{R}^{In_x \times In_x})$, as follows. For all $\mathbf{S} = [S_m]_{m=1}^I$, $\mathbf{T} = [T_m]_{m=1}^I$, both in $\mathbb{R}^{In_x \times In_x}$, we specify the inner product as:

$$\langle \mathbf{S}; \mathbf{T} \rangle \triangleq \sum_{m=1}^I \text{tr} (S_m^* T_m), \quad (18)$$

while the components of operators \mathcal{V} , \mathcal{J} , and $\tilde{\mathcal{V}}$ are defined for $n \in \mathbb{S}_\eta$ by:

$$\mathcal{D}_n(\mathbf{S}) \triangleq \sum_{m=1}^I q_{mn} S_m, \quad (19a)$$

$$\mathcal{V}_n(\mathbf{S}) \triangleq \hat{\gamma}_n \Gamma_{n1} \mathcal{D}_n(\mathbf{S}) \Gamma_{n1}^* + (1 - \hat{\gamma}_n) \Gamma_{n0} \mathcal{D}_n(\mathbf{S}) \Gamma_{n0}^*, \quad (19b)$$

$$\mathcal{J}_m(\mathbf{S}) \triangleq \sum_{n=1}^I q_{mn} \hat{\gamma}_n \Gamma_{n1}^* S_n \Gamma_{n1} + \sum_{n=1}^I q_{mn} (1 - \hat{\gamma}_n) \Gamma_{n0}^* S_n \Gamma_{n0}, \quad (19c)$$

$$\tilde{\mathcal{V}}_n(\mathbf{S}) \triangleq \hat{\gamma}_n \Lambda_{n1} \mathcal{D}_n(\mathbf{S}) \Lambda_{n1}^* + (1 - \hat{\gamma}_n) \Lambda_{n0} \mathcal{D}_n(\mathbf{S}) \Lambda_{n0}^*, \quad (19d)$$

where the matrices $\Gamma_{n1}, \Gamma_{n0}, \Lambda_{n1}, \Lambda_{n0} \in \mathbb{R}^{n_x \times n_x}$ will be defined later in the paper.

Remark 2: Clearly, we have that $(\mathcal{V}(\mathbf{S}))^* = \mathcal{V}(\mathbf{S}^*)$, and it is immediate to verify (starting from (18), applying (19b), (19c), linearity of the trace operator and its invariance under cyclic permutations) that \mathcal{J} is the *adjoint operator* of \mathcal{V} , i.e. $\mathcal{V}^* = \mathcal{J}$. This is a specialization of [10, Prop. 3.2, p. 33]. Furthermore, it is evident from their definitions (19b), and (19c), that \mathcal{V} and \mathcal{J} are Hermitian and positive operators.

Proposition 1: Consider the *error system* (15). Then, the following equalities hold:

$$\tilde{m}(k+1) = B \tilde{m}(k), \quad \tilde{Y}(k+1) = \mathcal{V}(\tilde{Y}(k)) + \mathcal{O}(M, k), \quad (20)$$

with

$$B \triangleq \left(\left(\oplus_{n=1}^I (\hat{\gamma}_n \Gamma_{n1}) \right) + \left(\oplus_{n=1}^I ((1 - \hat{\gamma}_n) \Gamma_{n0}) \right) \right) (Q' \otimes \mathbb{I}_{n_x}). \quad (21a)$$

$$\mathcal{O}(M, k) \triangleq [\mathcal{O}_n(M, k)]_{n=1}^I, \quad \mathcal{O}_n(M, k) \triangleq \pi_n(k) (G G^* + \hat{\gamma}_n M_n H H^* M_n^*). \quad (21b)$$

Proof: See Appendix. ■

Define $\mathcal{C} \triangleq Q' \otimes \mathbb{I}_{n_x}$. Then, the matrix forms of (19b) and (19c) can be written respectively as

$$\hat{\varphi}(\mathcal{V}(\mathbf{S})) = \tilde{\Lambda} \hat{\varphi}(\mathbf{S}), \quad \hat{\varphi}(\mathcal{J}(\mathbf{S})) = \tilde{\Lambda}^* \hat{\varphi}(\mathbf{S}). \quad (22)$$

where

$$\tilde{\Lambda} \triangleq \left[\oplus_{m=1}^I (\hat{\gamma}_m (\bar{\Gamma}_{m1} \otimes \Gamma_{m1})) + \oplus_{m=1}^I ((1 - \hat{\gamma}_m) (\bar{\Gamma}_{m0} \otimes \Gamma_{m0})) \right] \mathcal{C}.$$

For all $\mathbf{S} = [S_m]_{m=1}^I \in \mathbb{R}^{In_x \times In_x}$, from (19b) and (19c), together with *Remark 2*, it follows that $\hat{\varphi}(\mathcal{V}(\mathbf{S})) = \tilde{\Lambda} \hat{\varphi}(\mathbf{S})$, $\hat{\varphi}(\mathcal{J}(\mathbf{S})) = \tilde{\Lambda}^* \hat{\varphi}(\mathbf{S})$. Thus, we have that $\rho(\mathcal{V}) = \rho(\mathcal{J}) = \rho(\tilde{\Lambda})$. In the following, we introduce the definition of mean square detectability with respect to the sensing channel.

Definition 3: The system described by (7) is *mean square detectable with respect to the sensing channel* if there exists a

mode-dependent filtering gain $M = [M_n]_{n=1}^I$, such that $\rho(\mathcal{V}) < 1$, with \mathcal{V} defined as in (19b), and with $\Gamma_{n1} = A + M_n L$, $\Gamma_{n0} = A$.

Remark 3: Applying the results presented in [10, Section 3.4.2], to the operator \mathcal{V} (with \mathcal{V} defined by (19b), and with $\Gamma_{n1} = A + M_n L$, $\Gamma_{n0} = A$), it follows that $\rho(\mathcal{V}) < 1$ implies mean square stability of the error system (15).

B. The Filtering CARE

In this subsection, we compute the optimal mode-dependent filtering gain. The performance index optimized by this filter is :

$$J_f = \limsup_{t \rightarrow \infty} \frac{1}{t} \sum_{k=0}^t \mathbb{E} [\tilde{e}_k \tilde{e}_k^* | \mathcal{F}^k]. \quad (23)$$

By using a technical approach based on dynamic programming, it is immediate to see that the solution to the optimal infinite horizon filtering problem can be obtained from the following CARE. We set for any $Y \in \mathbb{H}^{I n_x, *}$

$$\begin{aligned} \tilde{\mathcal{A}}_n(Y) &\triangleq A \mathcal{D}_n(Y) A^* + \pi_n^\infty G G^*, & \tilde{\mathcal{C}}_n(Y) &\triangleq \gamma_n^{\frac{1}{2}} A \mathcal{D}_n(Y) L^*, \\ \tilde{\mathcal{R}}_n(Y) &\triangleq (\pi_n^\infty H H^* + L \mathcal{D}_n(Y) L^*). \end{aligned}$$

Given the set

$$\mathbb{L} \triangleq \{Y \in \mathbb{H}^{I n_x, *}; \tilde{\mathcal{R}}_n(Y) \text{ non-singular } \forall n \in \mathbb{S}_\eta\},$$

we define for any $Y \in \mathbb{L}$

$$\begin{aligned} \mathcal{Y}_n(Y) &\triangleq \tilde{\mathcal{A}}_n(Y) - \tilde{\mathcal{C}}_n(Y) \tilde{\mathcal{R}}_n(Y)^{-1} \tilde{\mathcal{C}}_n^*(Y), \quad n \in \mathbb{S}_\eta; \\ \mathcal{Y}(\cdot) &\triangleq [\mathcal{Y}_n(\cdot)]_{n=1}^I. \end{aligned} \quad (24)$$

We call *Filtering CARE* the set of equations

$$Y_n = \mathcal{Y}_n(Y), \quad n \in \mathbb{S}_\eta. \quad (25)$$

In the following, we show that the optimal solution of the Filtering CARE (25) can be obtained through a linear matrix inequality (LMI) approach.

Problem 1: Consider the following optimization problem

$$\max \operatorname{tr} \left(\sum_{n=1}^I Y_n \right) \quad (26a)$$

subject to

$$\begin{bmatrix} -Y_n + \tilde{\mathcal{A}}_n(Y) & \tilde{\mathcal{C}}_n(Y) \\ \tilde{\mathcal{C}}_n^*(Y) & \tilde{\mathcal{R}}_n(Y) \end{bmatrix} \succeq 0, \quad (26b)$$

$$\tilde{\mathcal{R}}_n(Y) \succ 0, \quad Y \in \mathbb{H}^{I n_x, *}, \quad n \in \mathbb{S}_\eta. \quad (26c)$$

Given the set

$$\mathbb{M} \triangleq \{Y \in \mathbb{L}; \tilde{\mathcal{R}}(Y) \succ 0 \text{ and } -Y + \mathcal{Y}(Y) \succeq 0\},$$

we present the following theorem.

Theorem 1 (Solution of Problem 1): Assume that (7) is mean square detectable according to Definition 3. Then, there exists $Y^+ \in \mathbb{M}$, satisfying (25), such that $Y^+ \succeq Y$, for all $Y \in \mathbb{M}$, if and only if there exists a solution \hat{Y} for the above convex programming problem. Moreover, $\hat{Y} = Y^+$.

Proof: See Appendix. ■

The optimal mode-dependent filtering gain is:

$$M_n = \mathcal{M}_n(Y) \triangleq -A \mathcal{D}_n(Y) L^* (\pi_n^\infty H H^* + L \mathcal{D}_n(Y) L^*)^{-1}, \quad n \in \mathbb{S}_\eta,$$

where $Y \in \mathbb{M}$ is the maximal solution of (25), i.e. it is the solution of Problem 1, and the optimal performance index achieved by the filter is:

$$J_f^* = \sum_{m=1}^I \pi_m^\infty \operatorname{tr}(Y_m). \quad (27)$$

Definition 4 (Mean square stabilizing solution of (25)):

We say that $Y \in \mathbb{L}$ is the mean square stabilizing solution

for the Filtering CARE if it satisfies (25) and $\rho(\mathcal{V}) < 1$, with $\Gamma_{n1} = A + \mathcal{M}_n(Y) L$, $\Gamma_{n0} = A$, $n \in \mathbb{S}_\eta$; i.e. $\mathcal{M}_n(Y)$ stabilizes the error system (15) in the mean square sense.

We present the connection between the maximal solution and the mean square stabilizing solution for the Filtering CARE (25) in the next theorem.

Theorem 2 (Mean square stabilizing solution of (25)):

There exists at most one mean square stabilizing solution for the Filtering CARE, which will coincide with the maximal solution in \mathbb{M} , that is the solution of the above convex programming problem.

Proof: See Appendix. ■

Clearly the necessary condition for the existence of the mean square stabilizing solution of the Filtering CARE is the mean square detectability of system (7).

V. THE SEPARATION PRINCIPLE

Consider the optimal output feedback controller (12), with optimal matrices

$$\begin{aligned} \hat{A}(\nu_{\theta_k}, \theta_{k-1}, \gamma_{\eta_k}) &= A + \nu_{\theta_k} B F_{\theta_{k-1}} + \gamma_{\eta_k} M_{\eta_k} L, \\ \hat{B}_{\eta_k} &= -M_{\eta_k}, \quad \hat{C}_{\theta_{k-1}} = F_{\theta_{k-1}}. \end{aligned}$$

Then (12) coincides with (14), and the dynamics of x_{k+1} becomes:

$$\begin{aligned} x_{k+1} &= A x_k + \nu_{\theta_k} B F_{\theta_{k-1}} \tilde{x}_k + G w_k = \\ &= A x_k + \nu_{\theta_k} B F_{\theta_{k-1}} \tilde{x}_k + G w_k + \nu_{\theta_k} B F_{\theta_{k-1}} x_k - \nu_{\theta_k} B F_{\theta_{k-1}} x_k = \\ &= (A + \nu_{\theta_k} B F_{\theta_{k-1}}) x_k - \nu_{\theta_k} B F_{\theta_{k-1}} \tilde{e}_k + G w_k. \end{aligned}$$

Recalling the error dynamics in (15), the closed-loop system dynamics is given by:

$$\tilde{\mathcal{G}}_{cl} : \mathcal{E}_{k+1} = \Gamma(\nu_{\theta_k}, \theta_{k-1}, \gamma_{\eta_k}) \mathcal{E}_k + \Sigma(\gamma_{\eta_k}) w_k, \quad (28)$$

with

$$\begin{aligned} \mathcal{E}_k &\triangleq \begin{bmatrix} x_k \\ \tilde{e}_k \end{bmatrix}, \quad \Sigma(\gamma_{\eta_k}) \triangleq \begin{bmatrix} G \\ G + \gamma_{\eta_k} M_{\eta_k} H \end{bmatrix}, \\ \Gamma(\nu_{\theta_k}, \theta_{k-1}, \gamma_{\eta_k}) &\triangleq \begin{bmatrix} (A + \nu_{\theta_k} B F_{\theta_{k-1}}) & -\nu_{\theta_k} B F_{\theta_{k-1}} \\ O_{n_x} & (A + \gamma_{\eta_k} M_{\eta_k} L) \end{bmatrix}. \end{aligned}$$

In this section, we present the separation principle, as the main result of this paper.

Theorem 3: Given Markov Jump linear system (7), and the Luenberger like observer (14), the dynamics (28) can be made mean square stable if and only if the system (7) is mean square detectable according to Definition 3, and mean square stabilizable with one time step delay in the observation of actuation channel mode according to Definition 2.

Proof: See Appendix. ■

Remark 4: Differently from [10], the matrix $\Gamma(\nu_{\theta_k}, \theta_{k-1}, \gamma_{\eta_k})$ contains the Markov jumps not only of the MC η (sensing channel), but of the MC θ (actuation channel) too. Moreover, we consider the actuation delay that affects the MC $\{\theta_k\}_{k \in \mathbb{N}}$. Finally, (28) is an upper triangular block matrix, i.e. the error dynamics (driven by the MC η) does not depend on the state dynamics (driven by the MC θ).

VI. NUMERICAL EXAMPLE

Consider the inverted pendulum on a cart as in [20]. The state variables of the plant are the cart position coordinate x and the pendulum angle from vertical ϕ , together with respective first derivatives. We aim to design a controller that stabilizes the pendulum in up-right position, corresponding to unstable equilibrium point $x^* = 0$ m, $\phi^* = 0$ rad. The system state is defined by $x = [\delta x, \delta \dot{x}, \delta \phi, \delta \dot{\phi}]'$, where $\delta x(t) = x(t) - x^*$, and $\delta \phi(t) = \phi(t) - \phi^*$. The initial state of the plant is $x_0 = [0, 0, \frac{\pi}{10}, 0]'$, while the initial state of the observer is $\hat{x}_0 = [1, 0, (11\pi/100), 0]'$. The optimal Markov jump output-feedback controller (12) has been applied to the discrete time linear model derived from the continuous time nonlinear model, by linearization. The state space model of the system is linearized around the unstable equilibrium point and discretized with sampling period $T_s = 0.01$ s:

$$A = \begin{bmatrix} 1.000 & 0.010 & 0.000 & 0.000 \\ 0.000 & 0.998 & 0.027 & 0.000 \\ 0.000 & 0.000 & 1.002 & 0.010 \\ 0.000 & -0.005 & 0.312 & 1.002 \end{bmatrix}, B = 10^{-1} * \begin{bmatrix} 0.00091 \\ 0.182 \\ 0.0023 \\ 0.474 \end{bmatrix}.$$

The weighting matrices in z_k are $C^*C = \oplus(1000, 0.1, 10000, 0.1)$, $D = 1$, while matrices H and G are such that $HH^* = \mathbb{I}_{n_x} > 0$, $GG^* = \begin{bmatrix} \mathbb{I}_2 & \mathbb{I}_2 \\ \mathbb{I}_2 & \mathbb{I}_2 \end{bmatrix} \succeq 0$. The process noise is characterized by the covariance matrix $\mathbb{E}[w_k w_k^*] = \alpha_w \mathbb{I}_{n_w}$, with $\alpha_w = 0.0002$. The state matrix A is unstable, since it has an eigenvalue 1.058, but it is easy to verify that $D^*D > 0$, $C^*C \succeq 0$, the pair (A, B) is controllable, while the pair (A, L) , is observable, so the closed-loop system is asymptotically stable, if $\nu_k = 1$ and $\gamma_k = 1 \forall k$. Moreover, the necessary conditions for the *existence of the mean square stabilizing solution for the Control and Filtering CARE*, are satisfied. The double sided packet loss is described by Markov channels with **TPMs** in $\mathbb{R}^{12 \times 12}$,²:

$$P=Q = \begin{bmatrix} 0 & 2 \cdot 10^{-4} & \dots & 1 \cdot 10^{-4} & 1 \cdot 10^{-4} & 1 \cdot 10^{-4} & 0.0071 & 0.9922 \\ 0 & 2 \cdot 10^{-4} & \dots & 1 \cdot 10^{-4} & 1 \cdot 10^{-4} & 1 \cdot 10^{-4} & 0.0070 & 0.9923 \\ 0 & 2 \cdot 10^{-4} & \dots & 1 \cdot 10^{-4} & 1 \cdot 10^{-4} & 1 \cdot 10^{-4} & 0.0070 & 0.9924 \\ 0 & 2 \cdot 10^{-4} & \dots & 1 \cdot 10^{-4} & 1 \cdot 10^{-4} & 1 \cdot 10^{-4} & 0.0069 & 0.9924 \\ 0 & 2 \cdot 10^{-4} & \dots & 1 \cdot 10^{-4} & 1 \cdot 10^{-4} & 1 \cdot 10^{-4} & 0.0069 & 0.9924 \\ 0 & 2 \cdot 10^{-4} & \dots & 1 \cdot 10^{-4} & 1 \cdot 10^{-4} & 1 \cdot 10^{-4} & 0.0069 & 0.9924 \\ 0 & 2 \cdot 10^{-4} & \dots & 1 \cdot 10^{-4} & 1 \cdot 10^{-4} & 1 \cdot 10^{-4} & 0.0069 & 0.9924 \\ 0 & 2 \cdot 10^{-4} & \dots & 1 \cdot 10^{-4} & 1 \cdot 10^{-4} & 1 \cdot 10^{-4} & 0.0069 & 0.9924 \\ 0 & 2 \cdot 10^{-4} & \dots & 1 \cdot 10^{-4} & 1 \cdot 10^{-4} & 1 \cdot 10^{-4} & 0.0069 & 0.9924 \\ 0 & 2 \cdot 10^{-4} & \dots & 1 \cdot 10^{-4} & 1 \cdot 10^{-4} & 1 \cdot 10^{-4} & 0.0068 & 0.9925 \\ 0 & 2 \cdot 10^{-4} & \dots & 1 \cdot 10^{-4} & 1 \cdot 10^{-4} & 1 \cdot 10^{-4} & 0.0063 & 0.9931 \end{bmatrix}$$

and packet losses probability vectors

$$\hat{\nu} = \hat{\gamma} = [0, 0.02, 0.15, 0.25, 0.35, 0.45, 0.55, 0.65, 0.75, 0.86, 0.99, 1].$$

These channels are obtained by following the systematic procedure in [19] accounting for path loss, shadow fading, transmission power control and interference. The partitioning of the SNIR range is based on the values of PEP, so that to each SNIR threshold corresponds a specific value of PEP. In Fig. 2-3, we show the traces of the system states, and of the error components, respectively, in presence of noise. Comparing figures 2-3 with 4-5, it may be noted that all the aforementioned trajectories show a convergent

¹We consider the noise covariance matrix as a positive scalar less than 1, α_w , multiplying the identity matrix. Indeed, the results shown in the previous section can be applied without any loss of generality

²The symbol “...” in the TPMs stands for elements that are approximately equal to zero, i.e. elements with the first four decimal numbers equal to zero.

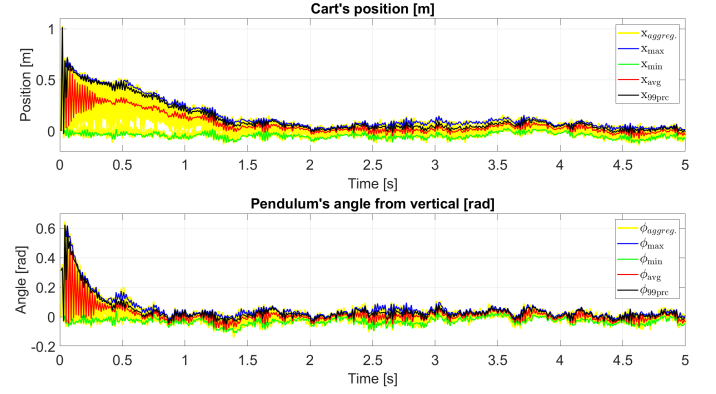


Fig. 2. Traces of the system states, generated in the case with noise.

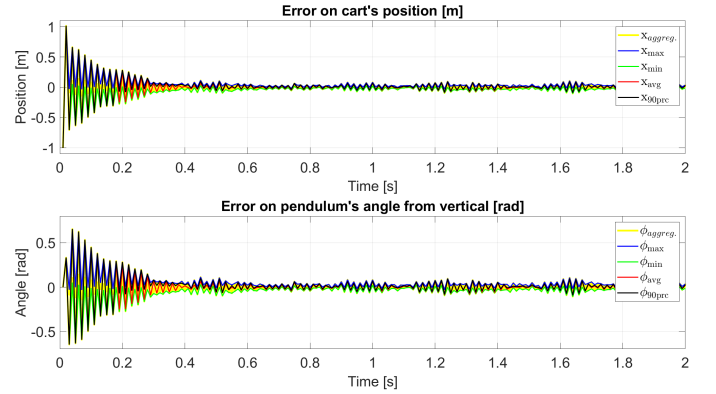


Fig. 3. Traces of the error, generated in the case with noise.

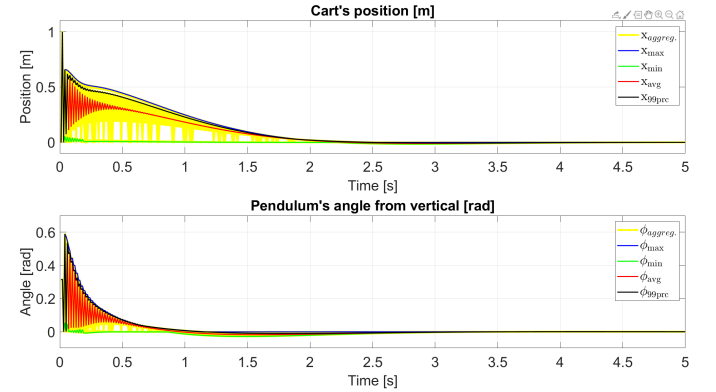


Fig. 4. Traces of the system state, generated in the noiseless case.

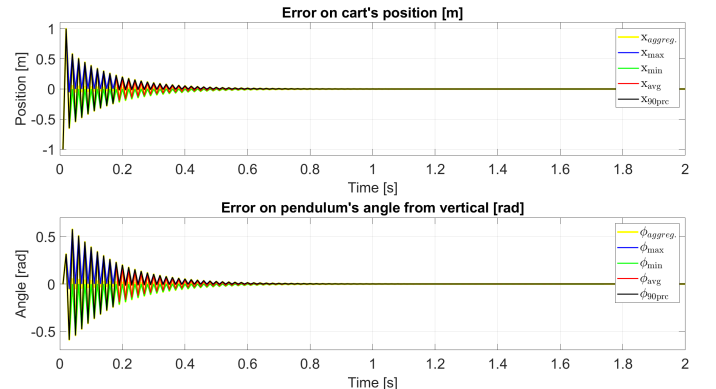


Fig. 5. Traces of the error, generated in the noiseless case.

behaviour. Indeed the closed-loop system is mean square stable. Moreover, in the noiseless case the traces of the state and of the error converge to zero as we expected. The simulation results with this practical example fully validate the provided theory.

VII. CONCLUSION

In this paper we considered the application of Markov jump linear systems to wireless networked control scenarios. We generalize the results of [11] to double-sided packet loss as one of the contributions. Moreover, we design the optimal output-feedback controller, that can be obtained by solving separately the optimal control problem, and the optimal filtering problem, using two kinds of coupled algebraic Riccati equations: one associated to the optimal filtering problem and the other one associated to the optimal control problem.

REFERENCES

- [1] J. P. Hespanha, D. Liberzon, and A. R. Teel, "Lyapunov conditions for input-to-state stability of impulsive systems," *Automatica*, vol. 44, no. 11, pp. 2735–2744, 2008. [Online]. Available: <http://dx.doi.org/10.1016/j.automatica.2008.03.021>
- [2] W. P. M. H. Heemels, A. R. Teel, N. van de Wouw, and D. Nesic, "Networked control systems with communication constraints: {T}radeoffs between transmission intervals, delays and performance," *IEEE Trans. Autom. Control*, vol. 55, no. 8, pp. 1781–1796, 2010.
- [3] B. Ding, "Stabilization of linear systems over networks with bounded packet loss and its use in model predictive control," *Automatica*, vol. 47, no. 11, pp. 2526–2533, 2011. [Online]. Available: <http://dx.doi.org/10.1016/j.automatica.2011.08.038>
- [4] L. Schenato, B. Sinopoli, M. Franceschetti, K. Poolla, and S. S. Sastry, "Foundations of Control and Estimation Over Lossy Networks," *Proceedings of the IEEE*, vol. 95, no. 1, pp. 163–187, 2007.
- [5] V. Gupta, A. F. Dana, J. P. Hespanha, R. M. Murray, and B. Hassibi, "Data transmission over networks for estimation and control," *IEEE Trans. Autom. Control*, vol. 54, no. 8, pp. 1807–1819, 2009.
- [6] M. Pajic, S. Sundaram, G. J. Pappas, and R. Mangharam, "The wireless control network: a new approach for control over networks," *IEEE Trans. Autom. Control*, vol. 56, no. 10, pp. 2305–2318, 2011.
- [7] P. Sadeghi, R. A. Kennedy, P. B. Rapajic, and R. Shams, "Finite-state Markov modeling of fading channels - a survey of principles and applications," *IEEE Signal Process. Mag.*, vol. 25, no. 5, pp. 57–80, 2008.
- [8] A. P. C. Gonçalves, A. R. Fioravanti, and J. C. Geromel, "Markov jump linear systems and filtering through network transmitted measurements," *Signal Process.*, vol. 90, no. 10, pp. 2842–2850, 2010.
- [9] I. Matei, N. C. Martins, and J. S. Baras, "Optimal Linear Quadratic Regulator for Markovian Jump Linear Systems, in the presence of one time-step delayed mode observations," *IFAC Proceedings Volumes*, vol. 41, no. 2, pp. 8056–8061, 2008.
- [10] O. L. V. Costa, M. D. Fragoso, and R. P. Marques, "Discrete-Time Markov Jump Linear Systems," NY:Springer, New York, 2005.
- [11] Y. Z. Lun and A. D'Innocenzo, "Stabilizability of Markov Jump Linear Systems modeling wireless networked control scenarios," *Proc. IEEE 58th Conf. Decis. Control*, pp. 5766–5772, 2019.
- [12] A. N. Vargas, L. Acho, G. Pujol, E. F. Costa, J. Y. Hishihara, and J. B. R. do Val, "Output feedback of Markov jump linear systems with no mode observation: An automotive throttle application," *International Journal of Robust and Nonlinear Control*, vol. 26, pp. 1980–1993, 2016.
- [13] Y. Mo, E. Garone, and B. Sinopoli, "LQG control with Markovian packet loss," *2013 European Control Conference, ECC 2013*, pp. 2380–2385, 2013.
- [14] R. E. Megginson, *An Introduction to Banach Space Theory*, ser. Graduate Texts in Mathematics. Springer, 1998, vol. 183.
- [15] C. S. Kubrusly, *Elements of operator theory*. Birkhäuser, 2001.
- [16] R. A. Horn and C. R. Johnson, *Matrix analysis*, 2nd ed. CUP, 2012.
- [17] A. W. Naylor and G. R. Sell, *Linear operator theory in engineering and science*, ser. Appl. Math. Sci. Springer, 2000, vol. 40.
- [18] J. W. Brewer, "Kronecker products and matrix calculus in system theory," *IEEE Trans. Circuits Syst.*, vol. 25, no. 9, pp. 772–781, 1978.
- [19] Y. Z. Lun, C. Rinaldi, A. D'Innocenzo, and F. Santucci, "On the impact of accurate radio link modeling on the performance of WirelessHART control networks," *IEEE INFOCOM*, 2020.
- [20] G. F. Franklin, J. D. Powell, and A. Emami-Naeini, *Feedback control of dynamic systems*, 6th ed. Prentice Hall: Prentice Hall, 2009.
- [21] Joachim Weidmann and Joseph Szűcs, *Linear Operators in Hilbert Spaces*. Springer-Verlag, 1980.

APPENDIX

Proof: [*Proof of Proposition 1*] As far as the expression of $\tilde{m}_n(k+1)$ is concerned, applying the definition in (16a), the expression of (15), from the error dynamics and from the assumption that $\mathbb{E}[w_k] = 0$, we obtain the expression of $\tilde{m}_n(k+1)$ in (20). As far as the expression of $\tilde{Y}_n(k+1)$ is concerned, applying the definition in (16b), and the expression of the error dynamics in (15), the assumption $GH^* = 0$, and the definition of $\mathcal{V}_n(\cdot)$, in (19b), one can easily obtain the expression of $\tilde{Y}_n(k+1)$ in (20). ■

In the following, we present instrumental results for the proof of separation principle.

Lemma 1: Suppose that $Y \in \mathbb{L}$ and for some $\widehat{M} = [\widehat{M}_n]_{n=1}^I \in \mathbb{R}^{I \times n_x \times n_y}$, $\widehat{Y} \in \mathbb{H}^{n_x, *}$, satisfies for $n \in \mathbb{S}_\eta$

$$\begin{aligned} \widehat{Y}_n - \hat{\gamma}_n (A + \widehat{M}_n L) \mathcal{D}_n(\widehat{Y}) (A + \widehat{M}_n L)^* - (1 - \hat{\gamma}_n) A \mathcal{D}_n(\widehat{Y}) A^* &= \mathcal{O}_n(\widehat{M}), \\ \mathcal{O}_n(\widehat{M}) &\triangleq \pi_n^\infty (GG^* + \hat{\gamma}_n \widehat{M}_n H H^* \widehat{M}_n^*), \end{aligned} \quad (29)$$

then, for $n \in \mathbb{S}_\eta$,

$$\begin{aligned} (\widehat{Y}_n - Y_n) - \hat{\gamma}_n (A + \widehat{M}_n L) \mathcal{D}_n(\widehat{Y} - Y) (A + \widehat{M}_n L)^* - (1 - \hat{\gamma}_n) A \mathcal{D}_n(\widehat{Y} - Y) A^* &= \\ = \mathcal{Y}_n(Y) - Y_n + \hat{\gamma}_n (\widehat{M}_n - \mathcal{M}_n(Y)) \tilde{\mathcal{R}}_n(Y) (\widehat{M}_n - \mathcal{M}_n(Y))^* &; \end{aligned} \quad (30)$$

moreover, if $\widehat{Y} \in \mathbb{L}$, for $n \in \mathbb{S}_\eta$,

$$\begin{aligned} (\widehat{Y}_n - Y_n) - \hat{\gamma}_n (A + \mathcal{M}_n(\widehat{Y}) L) \mathcal{D}_n(\widehat{Y} - Y) (A + \mathcal{M}_n(\widehat{Y}) L)^* - (1 - \hat{\gamma}_n) A \mathcal{D}_n(\widehat{Y} - Y) A^* &= \\ = \hat{\gamma}_n (\mathcal{M}_n(\widehat{Y}) - \mathcal{M}_n(Y)) \tilde{\mathcal{R}}_n(Y) (\mathcal{M}_n(\widehat{Y}) - \mathcal{M}_n(Y))^* &+ \\ + \hat{\gamma}_n (\widehat{M}_n - \mathcal{M}_n(\widehat{Y})) \tilde{\mathcal{R}}_n(\widehat{Y}) (\widehat{M}_n - \mathcal{M}_n(\widehat{Y}))^* + \mathcal{Y}_n(Y) - Y_n &; \end{aligned} \quad (31)$$

furthermore, if $\widehat{X} \in \mathbb{H}^{I \times n_x, *}$ and satisfies, for $n \in \mathbb{S}_\eta$

$$\widehat{X}_n - \hat{\gamma}_n (A + \mathcal{M}_n(\widehat{Y}) L) \mathcal{D}_n(\widehat{X}) (A + \mathcal{M}_n(\widehat{Y}) L)^* - (1 - \hat{\gamma}_n) A \mathcal{D}_n(\widehat{X}) A^* = \mathcal{O}_n(\mathcal{M}(\widehat{Y})), \quad (32)$$

for $n \in \mathbb{S}_\eta$ then,

$$\begin{aligned} (\widehat{Y}_n - \widehat{X}_n) - \hat{\gamma}_n (A + \mathcal{M}_n(\widehat{Y}) L) \mathcal{D}_n(\widehat{Y} - \widehat{X}) (A + \mathcal{M}_n(\widehat{Y}) L)^* - (1 - \hat{\gamma}_n) A \mathcal{D}_n(\widehat{Y} - \widehat{X}) A^* &= \\ = \hat{\gamma}_n (\widehat{M}_n - \mathcal{M}_n(\widehat{Y})) \tilde{\mathcal{R}}_n(\widehat{Y}) (\widehat{M}_n - \mathcal{M}_n(\widehat{Y}))^* &. \end{aligned} \quad (33)$$

Proof: Let us show that (30) holds. Consider the left-hand side of (30) for $n \in \mathbb{S}_\eta$, applying (29) and the definitions of $\mathcal{M}_n(Y)$, the right-hand side of (30) is easily obtained. To show that (31) holds for $n \in \mathbb{S}_\eta$, consider the left-hand side of equality (31), applying the definitions of $\tilde{\mathcal{R}}_n(\widehat{Y})$, $\tilde{\mathcal{R}}_n(Y)$, $\mathcal{M}_n(Y)$, and (29), equality (31) holds. Let us show that equality (33) holds. Consider the left-hand side of equality (33), applying the definition of $\mathcal{M}_n(\widehat{Y})$ and $\tilde{\mathcal{R}}_n(\widehat{Y})$, and (32), the reader can easily obtain equality (33). ■

Lemma 2: Let \mathcal{V} and $\tilde{\mathcal{V}}$, be defined as in (19b) and (19d), respectively. Suppose that $\rho(\mathcal{V}) < 1$ and for some $Y \in \mathbb{H}^{I \times n_x, +}$ and $\delta > 0$,

$$Y_n - \tilde{\mathcal{V}}_n(Y) \succeq \delta \hat{\gamma}_n (K_n - M_n) (K_n - M_n)^*, \quad n \in \mathbb{S}_\eta, \quad (34)$$

with $\tilde{\mathcal{V}}$ in (19d), with $\Lambda_{n1} = A + K_n L$, $\Lambda_{n0} = A$. Then, $\rho(\tilde{\mathcal{V}}) < 1$.

Proof: Set $\tilde{\mathcal{J}} = \tilde{\mathcal{V}}^*$. Note that for arbitrary $\epsilon > 0$ and $V \in \mathbb{H}^{I_{n_x, +}}$,

$$0 \leq \tilde{\gamma}_n \left[\epsilon(A + M_n L) - \frac{1}{\epsilon}(K_n - M_n)L \right]^* V_n \left[\epsilon(A + M_n L) - \frac{1}{\epsilon}(K_n - M_n)L \right] + (1 - \tilde{\gamma}_n) \epsilon^2 A^* V_n A. \quad (35)$$

By applying the previous inequality, we get

$$0 \leq (1 + \epsilon^2) \mathcal{J}_m(V) + (1 + \frac{1}{\epsilon^2}) \mathcal{Q}_m(V),$$

where $\mathcal{Q}(\cdot) \triangleq [\mathcal{Q}_m(\cdot)]_{m=1}^I$,

$$\mathcal{Q}_m(V) \triangleq \sum_{n=1}^I q_{mn} \tilde{\gamma}_n L^* (K_n - M_n)^* V_n (K_n - M_n) L, \quad \hat{\mathcal{Q}}(V) \triangleq (1 + \frac{1}{\epsilon^2}) \mathcal{Q}(V).$$

Moreover, we define $\hat{\mathcal{J}}(\cdot) \triangleq (1 + \epsilon^2) \mathcal{J}(\cdot)$. Since $\mathcal{J} = \mathcal{V}^*$, and $\rho(\mathcal{V}) < 1$ by hypothesis, we have that $\rho(\mathcal{J}) = \rho(\mathcal{V}) < 1$. Therefore, we can choose $\epsilon > 0$, such that $\rho(\hat{\mathcal{J}}) < 1$. Let us define for $t=0, \dots$, the sequences $U(t+1) \triangleq \hat{\mathcal{J}}(U(t))$, $U(0) \geq 0$, $Z(t+1) \triangleq \hat{\mathcal{J}}(Z(t)) + \hat{\mathcal{Q}}(U(t))$, $Z(0) = U(0)$. At this point, we have to prove that

$$\sum_{s=0}^{\infty} \|\hat{\mathcal{Q}}(U(s))\|_1 < \infty. \quad (36)$$

Recalling the definition of norm, the properties of the trace operator, inequality (34) and the definition of inner product we obtain:

$$\|\hat{\mathcal{Q}}(U(s))\|_1 = \sum_{m=1}^I \|\hat{\mathcal{Q}}_m(U(s))\| \leq c_0 \langle Y - \tilde{\mathcal{V}}(Y); U(s) \rangle, \quad (37)$$

with $c_0 \triangleq (1/\delta) (1 + 1/\epsilon^2) \|L\|^2 \mathbf{I}$. By the properties of the inner product, taking the sum from $s=0$ to τ , we get

$$\sum_{s=0}^{\tau} \|\hat{\mathcal{Q}}(U(s))\|_1 \leq c_0 \langle Y; U(0) \rangle.$$

Taking the limit for $\tau \rightarrow \infty$, we obtain that (36) holds. Following the same steps provided by [10, Lemma A.8], we can prove that

$$0 \leq \sum_{t=0}^{\infty} \|\tilde{\mathcal{J}}^t(U(0))\|_1 = \sum_{t=0}^{\infty} \|U(t)\|_1 \leq \sum_{t=0}^{\infty} \|Z(t)\|_1 < \infty. \quad (38)$$

By [10, Proposition 2.5], $\rho(\tilde{\mathcal{J}}) < 1$. Therefore, $\rho(\tilde{\mathcal{V}}) = \rho(\tilde{\mathcal{J}}) < 1$. This completes the proof. ■

Lemma 3: If the system (7) is mean square detectable according to Definition 3, there exists $Y^+ \in \mathbb{M}$, $Y^+ \succeq Y$, for any $Y \in \mathbb{M}$, satisfying (25).

Proof: Consider an arbitrary $Y \in \mathbb{M}$, we want to show that there exists a decreasing sequence $\{Y^l\}_{l=0}^{\infty}$, $Y^l \in \mathbb{H}^{I_{n_x, +}}$, satisfying equation (39), for $l=0, 1, \dots$, with $M^l \triangleq [M_n^l]_{n=1}^I$, $Y_n^l - \mathcal{V}_n^l(Y^l) = \mathcal{O}_n(M^l)$, with $\mathcal{V}^l(\cdot) \triangleq [\mathcal{V}_n^l(\cdot)]_{n=1}^I$,

$$\mathcal{V}_n^l(\cdot) \triangleq \tilde{\gamma}_n A_{n1}^l \mathcal{D}_n(Y^l) A_{n1}^{l*} + (1 - \tilde{\gamma}_n) A_{n0}^l \mathcal{D}_n(Y^l) A_{n0}^{l*} \quad (39)$$

$$M_n^l \triangleq \mathcal{M}_n(Y^{l-1}), \quad A_{n1}^l \triangleq A + M_n^l L, \quad A_{n0}^l \triangleq A, \quad n \in \mathbb{S}_\eta;$$

with Y^l such that $Y^l \succeq Y$ and $\rho(\mathcal{V}^l) < 1$, for all l . We will use inductive arguments starting from $l=0$. Since the system (7) is mean square detectable, there exists a mode-dependent filtering gain $M^0 = [M_n^0]_{n=1}^I$ such that $\rho(\mathcal{V}^0) < 1$ and from [10, Proposition 3.20], there exists a unique $Y^0 \in \mathbb{H}^{I_{n_x, +}}$, solution of (39), for $l=0$. From Lemma 1(30), recalling that $\rho(\mathcal{V}^0) < 1$ applying again [10, Proposition 3.20], it follows that $Y^0 \succeq Y$. Assume now that there exists a decreasing sequence $\{Y^l\}_{l=0}^{\infty}$, with $Y^l \in \mathbb{H}^{I_{n_x, +}}$, unique solution of (39) and $Y^0 \succeq Y^1 \succeq \dots \succeq Y^{k-1} \succeq Y$, $\forall Y \in \mathbb{M}$, $\rho(\mathcal{V}^l) < 1$. Setting $\tilde{R}_n^{k-1} \triangleq \tilde{\mathcal{R}}_n(Y^{k-1})$, $M_n^k \triangleq \mathcal{M}_n(Y^{k-1})$, and $A_{n1}^k \triangleq A + M_n^k L$, and applying Lemma 1 (31), the following inequality holds:

$$Y_n^{k-1} - Y_n - \mathcal{V}_n^k(Y^{k-1} - Y) \succeq \tilde{\gamma}_n (M_n^k - M_n^{k-1}) \tilde{R}_n^{k-1} (M_n^k - M_n^{k-1})^*.$$

Since $\tilde{R}_n^{k-1} \triangleq \tilde{\mathcal{R}}_n(Y^{k-1}) \succ \tilde{\mathcal{R}}_n(Y) \succ 0$, for $n \in \mathbb{S}_\eta$, we can find $\delta^{k-1} > 0$, such that $\tilde{R}_n^{k-1} \succ \delta^{k-1} \mathbb{I}_{n_x}$. Thus, we get:

$$Y_n^{k-1} - Y_n - \mathcal{V}_n^k(Y^{k-1} - Y) \succeq \delta^{k-1} \tilde{\gamma}_n (M_n^k - M_n^{k-1}) (M_n^k - M_n^{k-1})^*$$

Applying Lemma 2, $\rho(\mathcal{V}^k) < 1$, and from [10, Proposition 3.20], there exists a unique solution $Y^k \in \mathbb{H}^{I_{n_x, +}}$ of equation (39) for $l=k$. Thus, from Lemma 1 (33), it follows that

$$(Y_n^{k-1} - Y_n^k) - \tilde{\gamma}_n (A + M_n^k L) \mathcal{D}_n(Y^{k-1} - Y^k) (A + M_n^k L)^* + (1 - \tilde{\gamma}_n) A \mathcal{D}_n(Y^{k-1} - Y^k) A^* = \tilde{\gamma}_n (M_n^k - M_n^{k-1})^* \tilde{R}_n^{k-1} (M_n^k - M_n^{k-1})^* \succeq 0,$$

and since $\rho(\mathcal{V}^k) < 1$, we get from [10, Proposition 3.20], that $Y^{k-1} - Y^k \succeq 0$, i.e. $Y^{k-1} \succeq Y^k \succeq Y$. This completes the induction argument. Since $\{Y^l\}_{l=0}^{\infty}$ is a decreasing sequence, such that $Y^l \succeq Y$, for all $l=0, 1, \dots$, we get that there exists Y^+ , such that (see [21], p.79) $Y^l \rightarrow Y^+$, as $l \rightarrow \infty$. Clearly, $Y^+ \succeq Y$, for all $Y \in \mathbb{M}$, because Y is arbitrary. Furthermore, Y_n^l satisfies (39), and taking the limit for $l \rightarrow \infty$, we have $Y^+ = \mathcal{Y}(Y^+)$. Moreover, $\tilde{R}_n(Y^+) \succeq \tilde{R}_n(Y) \succ 0$, i.e. $Y^+ \in \mathbb{M}$, this completes the Proof. ■

Proof: [Proof of Theorem 1] From the Schur complement (see [10, Lemma 2.23]) we have that $Y \in \mathbb{H}^{I_{n_x, +}}$, satisfies (26) if and only if $-Y + \mathcal{Y}(Y) \succeq 0$, and $\tilde{\mathcal{R}}_n(Y) \succ 0$, $n \in \mathbb{S}_\eta$ that is $Y \in \mathbb{M}$. Thus, if $Y^+ \in \mathbb{M}$ is such that $Y^+ \succeq Y$, for all $Y \in \mathbb{M}$, then $\text{tr}(Y_1^+ + \dots + Y_I^+) \geq \text{tr}(Y_1 + \dots + Y_I)$, and it follows that Y^+ is a solution of the convex programming Problem 1. On the other hand, suppose that $\hat{Y} \in \mathbb{H}^{I_{n_x, +}}$ is a solution of the Problem 1, then $\hat{Y} \in \mathbb{M}$. From the optimality of \hat{Y} , it follows that $\text{tr}(Y_1^+ - \hat{Y}_1) + \text{tr}(Y_I^+ - \hat{Y}_I) \leq 0$, for all $Y^+ \in \mathbb{M}$. Since the system (7) is mean square detectable, from Lemma 3, there exists $Y^+ \succeq \hat{Y}$ satisfying (25). Therefore, $Y_1^+ - \hat{Y}_1 \succeq 0, \dots, Y_I^+ - \hat{Y}_I \succeq 0$. The two inequalities above hold if and only if $\hat{Y} = Y^+$. This completes the Proof. ■

Proof: [Proof of Theorem 2] Assume that $\hat{Y} = [\hat{Y}_n]_{n=1}^M$ is a stabilizing solution for the Filtering CARE (25), i.e. $\hat{Y} = \mathcal{Y}(\hat{Y})$, so that the system (7) is mean square detectable according to Definition 3. From Lemma 3, there exists a maximal solution $Y^+ \in \mathbb{M}$, satisfying $Y^+ = \mathcal{Y}(Y^+)$. By equality (31) of Lemma 1, the following holds:

$$\hat{Y}_n - Y_n^+ - \tilde{\gamma}_n (A + M_n(\hat{Y})L) \mathcal{D}_n(\hat{Y} - Y^+) (A + M_n(\hat{Y})L)^* - (1 - \tilde{\gamma}_n) A \mathcal{D}_n(\hat{Y} - Y^+) A^* = \tilde{\gamma}_n (\mathcal{M}_n(\hat{Y}) - \mathcal{M}_n(Y^+)) \tilde{\mathcal{R}}_n(Y^+) (\mathcal{M}_n(\hat{Y}) - \mathcal{M}_n(Y^+))^*,$$

for all $n \in \mathbb{S}_\eta$. Since $\tilde{\mathcal{R}}(Y^+) \succ 0$,

$$\tilde{\gamma}_n (\mathcal{M}_n(\hat{Y}) - \mathcal{M}_n(Y^+)) \tilde{\mathcal{R}}_n(Y^+) (\mathcal{M}_n(\hat{Y}) - \mathcal{M}_n(Y^+))^* \succeq 0.$$

Recalling that \hat{Y} is a stabilizing solution, we have from [10, Proposition 3.20] that $\hat{Y} - Y^+ \succeq 0$. But this also implies $\tilde{\mathcal{R}}(\hat{Y}) \succeq \tilde{\mathcal{R}}(Y^+) \succ 0$, therefore $\hat{Y} \in \mathbb{M}$. From Lemma 3, $\hat{Y} - Y^+ \preceq 0$. The two inequalities above hold if and only if $\hat{Y} = Y^+$. ■

Proof: [Proof of Theorem 3] Assume that the Markov jump system (7) is mean square stabilizable with one time step delay in the observation of the actuation channel mode according to Definition 2, and mean square detectable according to Definition 3. Then, by Definition 2 there exists a mode-dependent gain $[F_l]_{l=1}^N$, that stabilizes the dynamics of x_k in the mean square sense, accounting for the one time-step delay observation of the actuation channel mode. By Definition 3, there exists a mode-dependent filtering gain $[M_n]_{n=1}^I$, that stabilizes the error dynamics in the mean square sense, accounting for the current mode observation of the sensing channel. Therefore, by the upper triangular structure of the matrix Γ in (28), the closed-loop system

dynamics (28) can be made mean square stable.

Assume that the dynamics (28) can be made mean square stable. Then, by the upper triangular structure of the matrix Γ in (28), there exists a mode-dependent filtering gain $[M_n]_{n=1}^I$, that stabilizes the error dynamics in the mean square sense, accounting for the current mode observation of the sensing channel. Thus, the Markov jump system (7) is mean square detectable according to Definition 3. Moreover, there exists a mode-dependent gain $[F_l]_{l=1}^N$, that stabilizes the dynamics of x_k in the mean square sense, accounting for the one time-step delay mode observation of the actuation channel. Therefore, the Markov jump system (7) is mean square stabilizable according to Definition 2. ■