

Efficient Human-Robot Motion Retargeting via Neural Latent Optimization

Haodong Zhang, Weijie Li, Jiangpin Liu, Zexi Chen, Yuxiang Cui, Yue Wang, Rong Xiong

Abstract—Motion retargeting from human demonstration to robot is an effective way to reduce the professional requirements and workload of robot programming, but faces the challenges resulting from the differences between human and robot. Traditional optimization-based methods is time-consuming and rely heavily on good initialization, while recent studies using feedforward neural networks suffer from poor generalization to unseen motions. Moreover, they neglect the topological information in human skeletons and robot structures. In this paper, we propose a novel neural latent optimization approach to address these problems. Latent optimization utilizes a decoder to establish a mapping between the latent space and the robot motion space. Afterward, the retargeting results that satisfy robot constraints can be obtained by searching for the optimal latent vector. Alongside with latent optimization, neural initialization exploits an encoder to provide a better initialization for faster and better convergence of optimization. Both the human skeleton and the robot structure are modeled as graphs to make better use of topological information. We perform experiments on retargeting Chinese sign language, which involves two arms and two hands, with additional requirements on the relative relationships among joints. Experiments include retargeting various human demonstrations to YuMi, NAO and Pepper in the simulation environment and to YuMi in the real-world environment. Both efficiency and accuracy of the proposed method are verified.

I. INTRODUCTION

Motion retargeting simplifies robot programming by learning human demonstrations, which can effectively reduce the requirement of programming expertise and enable rapid learning of complex robot movements. Nowadays, it has been applied to humanoid robots in entertainment parks [12] and sign language robots for communication with the hearing impaired [15]. However, it still remains an ongoing challenge due to the differences between human and robot. Even for humanoid manipulators with structures similar to human beings, there exist differences in degrees of freedom, kinematic and dynamic parameters and physical constraints. Together with various requirements of similarity, safety and rapidity, the problem becomes difficult to solve.

Many previous works have been developed to address this problem. Direct mapping [18] transforms human motions through a human-defined mapping relationship, but is hard to define manually. Methods based on inverse kinematics [3] have been used to keep the end effector positions of the robot consistent with those of the human, whereas it does not consider the robot constraints and the similarity

All authors are with the State Key Laboratory of Industrial Control and Technology, Zhejiang University, Hangzhou, P.R. China. Yue Wang and Rong Xiong are the corresponding authors. wangyue@iipc.zju.edu.cn, rxiong@zju.edu.cn

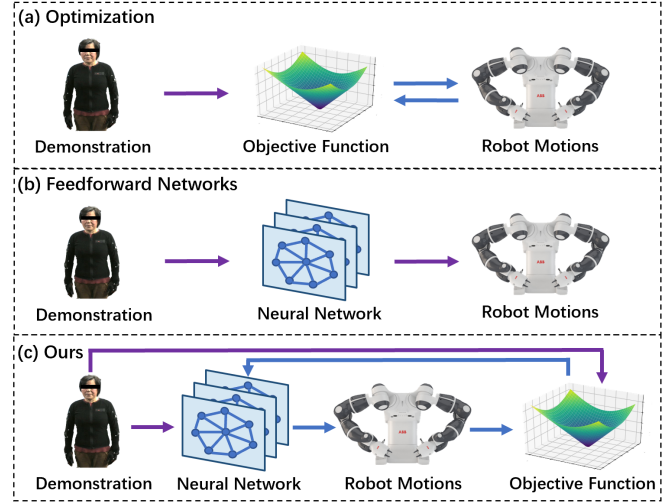


Fig. 1: Illustration of different motion retargeting methods. (a) Optimization methods. (b) Feedforward Network methods. (c) Our method. Purple arrows denote feedforward pass, and blue arrows denote iterative pass.

of other joints. To overcome these problems, optimization-based methods have been proposed to find the optimal solution that maximizes the motion similarity and satisfies the robot execution capability [15][16][7][23]. It is usually achieved by defining and optimizing an objective function with constraints. Although these methods are able to produce promising retargeting results, they have to take extensive time to optimize each motion and poor initialization may lead to a bad local minimum.

The powerful representation capabilities of neural networks have the potential to learn prior knowledge from data, which has inspired researchers to deploy deep neural networks for motion retargeting [2][1][22]. However, most of these works focus on motion retargeting between humans and animation characters. They are not applicable to robots because the robot’s kinematic constraints are not considered in these methods. Other works have attempted to solve the problem of human-robot motion retargeting. Reinforcement learning based methods [13][20][19] tend to address the problem by designing rewards for retargeted motions. Choi et al. proposed a data-driven motion retargeting method that utilizes the results of an optimization-based method as ground truth for training [8]. However, due to limited training data, these methods may perform poorly on unseen motions, which results in inaccurate or infeasible robot movements. Moreover, using the optimization results as ground truth

for training will lead to cumulative error consisting of optimization error and fitting error.

In this paper, we propose a neural latent optimization method that leverages the advantages of both neural networks and optimization. Specifically, we first formulate motion retargeting as a constrained optimization problem and transform it to an unconstrained one with the help of a deep decoder. The decoder learns the mapping from the latent space to the robot motion space. For any unseen motion, we further search for the optimal latent code that minimizes the objective function. To accelerate the optimization process and help converge to better results, we exploit a deep encoder to generate better initial values for the latent code. The human skeleton and robot structure are modeled as graphs, which can make better use of topological information and have better generalization. The graph encoder and graph decoder are trained end-to-end. To the best of our knowledge, this is the first work utilizing neural latent optimization for motion retargeting from human to robot.

Our contributions can be summarized as follows:

- propose a novel neural latent optimization architecture by integrating latent optimization and neural initialization, and build a Chinese sign language dataset for human-robot motion retargeting.
- introduce latent optimization that is performed in the latent space instead of the robot motion space, to obtain retargeting results that satisfy robot constraints and to improve the performance on unseen motions.
- design neural initialization to provide better initial values for the latent vector, which speeds up the optimization process and improves the convergence results.
- model the human skeleton and robot structure as graphs, which can capture the inherent information of the topological structure and have better generalization.

II. RELATED WORKS

A. Learning from Demonstration

Learning from demonstration has been a fundamental problem in robotics research and holds great promise for industrial applications, since it enables robots to mimic human skills without programming [24]. Recent studies have shown progress in learning from demonstration. Hamaya et al. proposed a method for learning soft robotic assembly strategies by designing reward functions from human demonstrations [11]. Lee et al. proposed a mixed generative adversarial imitation learning approach, which incorporates both expert demonstrations and negative demonstrations [14]. Cai et al. introduced a framework to learn skills from human demonstrations in the form of geometric nullspaces, which infers a parameterized constraint-based skill model independent of the robot kinematics or environment [6]. Different from these approaches, we aim to address the human-robot motion retargeting problem, where the robot mimics human motions while maintaining motion similarity and satisfying the robot’s kinematic constraints.

B. Optimization-based Motion Retargeting

Many previous works have attempted to solve the motion retargeting problem with optimization. By optimizing a predefined objective function in an iterative manner, these approaches minimize the gap between robot motions and human demonstrations. Liang et al. proposed a motion retargeting method that leverages graph optimization and Dynamic Movement Primitives [15]. Wang et al. presented a generative framework for motion retargeting using a single depth sensor [23]. Ayusawa et al. introduced a motion retargeting method for humanoid robots based on simultaneous morphing parameter identification and motion optimization [4]. Choi et al. designed a motion retargeting pipeline composing of motion retarget descriptions, optimization, inverse kinematics and trajectories post-processing [7]. Maeda et al. proposed a method based on stochastic optimization of the embodiment mapping to search for the optimal location and adaptation of the human demonstration [16]. However, these methods are computationally expensive and require a long iterative process for optimization. Moreover, due to the complex objective function, they are also prone to fall into a bad local minimum without a good initial value. As a comparison, we propose to optimize on the latent space rather than the robot motion space by utilizing a graph decoder. We also introduce a graph encoder to provide a better initial value for optimization, which can accelerate the iterative process.

C. Learning-based Motion Retargeting

Most learning-based methods focus on motion retargeting of animation characters in computer graphics. Aberman et al. introduced differentiable skeleton-aware convolution, pooling and unpooling operators for unpaired motion retargeting [2]. They also presented a method for retargeting video-captured motion [1]. Villegas et al. proposed a recurrent neural network with a forward kinematic layer and cycle consistency based adversarial training objective [22]. Although these methods have achieved impressive results in animation characters, they cannot be directly applied to human-robot motion retargeting because they do not take into account the robot’s kinematic constraints and would produce infeasible robot movements. For human-robot motion retargeting, Peng et al. proposed a deep reinforcement learning based method combining a motion-imitation objective and a task objective [19][20]. Kim et al. developed a cyclic three-phase optimization method based on deep reinforcement learning [13]. Choi et al. proposed a data-driven motion retargeting method combining the nonparametric regression and deep latent variable modeling [8]. However, since the quantity and diversity of training data is limited, these methods may not perform well in unseen motions, resulting in inaccurate or infeasible robot motions. As a comparison, our method further optimizes the latent code for any unseen motion, which can improve the performance and combine the advantages of neural networks and optimization. Moreover, our method takes into account not only arm movements, but also complex finger movements.

III. PROBLEM STATEMENT

In this section, we first formulate the problem of motion retargeting as minimizing an objective function, which considers motion similarity and robot constraints. Suppose we have a frame of human demonstration, denoted as D , which represents the poses of all human joints at this frame. Then the goal of motion retargeting is to minimizing the difference between the robot motion and the human demonstration. While there exist several different ways to represent the robot motion, we propose to use joint angles instead of joint positions, and then calculate joint positions with a differentiable forward kinematics module. Such a representation can avoid changes of joint length and multiple solutions of inverse kinematics. Hence the robot motion can be represented by $K(\mathbf{r})$, where \mathbf{r} is the robot joint angles and K is the forward kinematics module. Finally, the goal of motion retargeting can be formulated as follows:

$$\begin{aligned} & \underset{\mathbf{r}}{\text{minimize}} && L(D, K(\mathbf{r})) \\ & \text{subject to} && \mathbf{r}_{lower} \leq \mathbf{r} \leq \mathbf{r}_{upper} \end{aligned} \quad (1)$$

where L is the objective function that measures the difference between robot motions and human demonstrations, \mathbf{r}_{upper} and \mathbf{r}_{lower} are the upper and lower limits of the joint angle.

In order to encourage robot motions to be as similar as possible to human demonstrations and collision-free, the overall objective function is composed of five terms: end effector loss L_{ee} , orientation loss L_{ori} , elbow loss L_{elb} , finger loss L_{fin} and collision loss L_{col} , where λ_{ee} , λ_{ori} , λ_{elb} , λ_{fin} and λ_{col} are their respective weights.

$$L = \lambda_{ee}L_{ee} + \lambda_{ori}L_{ori} + \lambda_{elb}L_{elb} + \lambda_{fin}L_{fin} + \lambda_{col}L_{col} \quad (2)$$

End Effector Loss: The end effector loss L_{ee} encourages the robot to match end effector positions of human demonstrations, and compares the difference of the normalized end effector positions, using mean square error. The normalization coefficient is the length from the shoulder to the wrist. Let \mathbf{p}_j and l_j be the position and the normalization coefficient of the end effector j , and $\hat{\mathbf{p}}_j$ and \hat{l}_j be the corresponding variables of the demonstration. Then L_{ee} is defined as:

$$L_{ee} = \sum_j \left\| \frac{\mathbf{p}_j}{l_j} - \frac{\hat{\mathbf{p}}_j}{\hat{l}_j} \right\|_2^2 \quad (3)$$

Orientation Loss: The orientation loss L_{ori} is calculated by comparing the difference of end effector orientations, using mean square loss as well. Let \mathbf{R}_j and $\hat{\mathbf{R}}_j$ be the end effector rotation matrix of the robot and the human respectively. Then L_{ori} is given as:

$$L_{ori} = \sum_j \left\| \mathbf{R}_j - \hat{\mathbf{R}}_j \right\|_2^2 \quad (4)$$

Elbow Loss: The elbow loss L_{elb} encourages the movements of other joints to be similar to the demonstration. It is calculated by comparing the difference of the normalized

vectors from the elbow to the wrist. The normalization coefficient is the length from the elbow to the wrist. Let \mathbf{p}_j^{wrist} , \mathbf{p}_j^{elbow} , and l_{we} be the wrist position, the elbow position, and the normalization coefficient of the robot's arm j , and $\hat{\mathbf{p}}_j^{wrist}$, $\hat{\mathbf{p}}_j^{elbow}$, and \hat{l}_{we} be the corresponding variables of the demonstration. Then L_{elb} is calculated as:

$$L_{elb} = \sum_j \left\| \frac{\mathbf{p}_j^{wrist} - \mathbf{p}_j^{elbow}}{l_{we}} - \frac{\hat{\mathbf{p}}_j^{wrist} - \hat{\mathbf{p}}_j^{elbow}}{\hat{l}_{we}} \right\|_2^2 \quad (5)$$

Finger Loss: The finger loss L_{fin} encourages the robot to match the finger movements of the human, which are an important part of sign language. It compares the vectors from the metacarpophalangeal joint to the fingertip, normalized by the finger length. Let \mathbf{p}_j^{tip} , \mathbf{p}_j^{meta} , and l_{tm} be the fingertip position, the metacarpophalangeal joint position, and the normalization coefficient of the robot's finger j , and $\hat{\mathbf{p}}_j^{tip}$, $\hat{\mathbf{p}}_j^{meta}$, and \hat{l}_{tm} be the corresponding variables of the demonstration. Then L_{fin} is defined as:

$$L_{fin} = \sum_j \left\| \frac{\mathbf{p}_j^{tip} - \mathbf{p}_j^{meta}}{l_{tm}} - \frac{\hat{\mathbf{p}}_j^{tip} - \hat{\mathbf{p}}_j^{meta}}{\hat{l}_{tm}} \right\|_2^2 \quad (6)$$

Collision Loss: The collision loss L_{col} is designed to penalize robot motions that result in collisions. We model the links of the robotic arms as capsules and calculate the distance between pairs of capsules. If this distance is less than the minimum distance without collision, the loss is calculated. Let $d_{i,j}$ be the distance between the capsule i and the capsule j , and d_{min} be the threshold of no collision. Then L_{col} is given as:

$$L_{col} = \sum_{d_{i,j} < d_{min}} e^{-d_{i,j}^2} \quad (7)$$

IV. NEURAL LATENT OPTIMIZATION

A class of traditional methods attempt to solve the constrained optimization problem in Eq. 1 by adding the joint limit loss L_{lim} as a soft constraint. The new objective function L_{new} is formulated as Eq. 8. However, the objective function is highly non-convex, making these methods difficult to solve well. The main reasons are as follows: 1) poor initialization may lead to a bad local minimum as well as time-consuming optimization process; 2) the optimization results may exceed the joint limits because L_{lim} may not be minimized to zero.

$$L_{new} = L + \lambda_{lim}L_{lim} \quad (8)$$

In contrast, our method aims to overcome these drawbacks with the help of latent optimization and neural initialization. As shown in Fig. 2, we propose to optimize in the latent space instead of the robot motion space, where the latent vectors are mapped to hard constrained robot motions by a graph decoder. Furthermore, we utilize a deep graph encoder to provide better initialization, which improves the convergence speed and results.

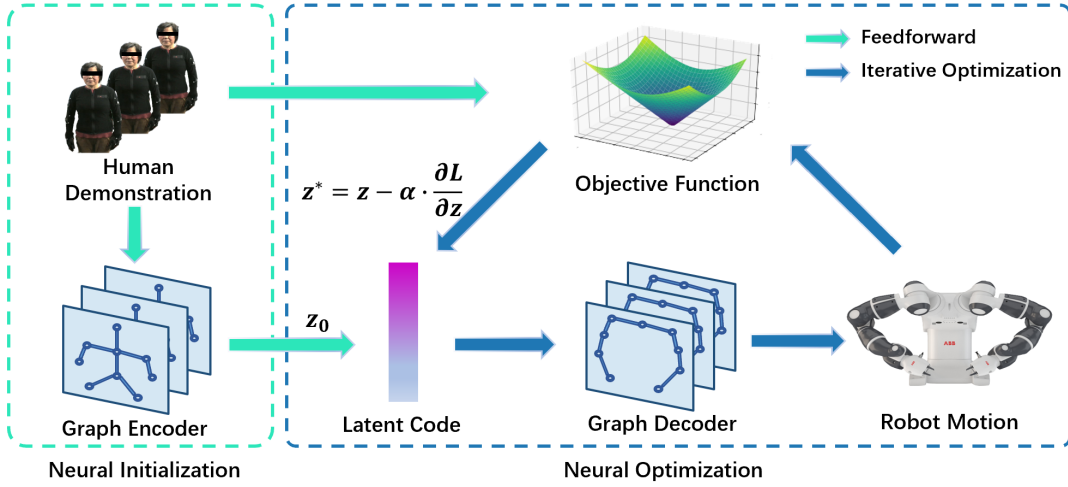


Fig. 2: Overall framework of our method. We establish a mapping relationship between the latent space and the robot motion space with a graph decoder. Utilizing the difference between human demonstrations and robot motions, we search for the optimal latent code z^* that minimizes the gap by gradient decent. The initial value of the latent code z_0 is provided by neural initialization instead of random initialization, which improves the convergence speed.

A. Latent Optimization

We first describe how to convert the constrained optimization problem into an unconstrained one. In order to constrain the output joint angles, a practical way is to use a nonlinear activation function. Here we use \tanh to bound the output to a finite range. Then we linearly remap the output to the upper and lower limits of the robot’s joint angles, which ensures that the joint limit constraints are satisfied.

Auto-decoder: To improve the performance on unseen motions, we propose to employ an auto-decoder [17] architecture, where we choose to optimize the objective function in the latent space rather than the robot motion space. To achieve this, we introduce a latent vector z as a latent embedding of the robot motion. Different latent codes correspond to different robot motions. A deep decoder f_ψ is utilized to establish the connection between the latent space and the robot motion space, where ψ is the learnable parameters of the decoder. The goal of the decoder is to map the latent vector to the corresponding robot motion, which adheres the joint limit constraints with the help of the nonlinear activation function. A simple approach to train the decoder is to jointly optimize the parameters of the decoder f_ψ and the latent vector z by gradient decent as Eq. 9. The model simultaneously learns the mapping function and finds the optimal latent code for each motion. The regularization term is designed to encourage the latent space to be close to the a multivariate Gaussian distribution with a mean of 0 and a variance of σ .

$$\min_{z, \psi} L(D, K(f_\psi(z))) + \frac{1}{\sigma^2} \|z\|_2^2 \quad (9)$$

Optimization-based Inference: At inference time, the initial value of z , denoted as z_0 , is sampled from the Gaussian distribution as Eq. 10. We keep the parameters of the decoder fixed and search for the optimal latent code z^* by gradient decent as Eq. 11. It is an iterative process as follows: 1) sampling an initial value z_0 ; 2) decoding the

corresponding robot motion; 3) calculating the loss by the objective function; 4) optimizing the latent code by gradient decent. In this way, we generate the best possible results for any unseen motion.

$$z_0 \sim \mathcal{N}(0, \sigma^2) \quad (10)$$

$$z^* = \underset{z}{\operatorname{argmin}} L(D, K(f_\psi(z))) + \frac{1}{\sigma^2} \|z\|_2^2 \quad (11)$$

After searching for the optimal latent code for each motion, our method can provide promising results for unseen motions. However, it still has some shortcomings due to random initialization. It is time-consuming to start the optimization process from random values. Moreover, different ways of random initialization may lead to different convergence results, and it may easily fall into a bad local minimum without a good initial value.

B. Neural Initialization

Encoder As Initialization: To overcome the shortcomings of random initialization, we introduce a parametrized encoder f_ϕ to provide a better initialization for faster and better convergence, where ϕ is the parameters of the encoder. The encoder takes the human demonstration as input and generates a better initial value z_0 , which should be close to the optimal latent code z^* so that latent optimization will take fewer iterations to converge and reduce the probability of falling into a bad local minimum. At training time, we optimize the parameters of the encoder f_ϕ and the decoder f_ψ simultaneously:

$$\min_{\psi, \phi} L(D, K(f_\psi(f_\phi(D)))) + \frac{1}{\sigma^2} \|f_\phi(D)\|_2^2 \quad (12)$$

At inference time, unlike feedforward networks that output the results directly, the encoder finds a good initial value z_0 for each human demonstration as Eq. 13. Then latent optimization starts from this initial value z_0 and searches for the best latent code by gradient decent as Eq. 14.

$$z_0 = f_\phi(D) \quad (13)$$

$$z^* = \underset{z}{\operatorname{argmin}} L(D, K(f_\psi(z))) + \frac{1}{\sigma^2} \|z\|_2^2 \quad (14)$$

C. Graph-based Encoder & Decoder

A common choice for designing the encoder and decoder is to concatenate the features of all joints and pass them through a fully connected network. However, the human and robot structures are rich in topological information, which may be lost in the fully connected layer. It is a more natural way to represent the human skeleton and robot structure as graphs, where each node corresponds to a joint of the human or robot, and each edge represents the connection relationship between the joints. In this way, we can better utilize the human topology and robot structure.

Consider a graph $G = (V, E)$ that contains a set of N nodes with feature dimension C_1 , denoted by $V \in \mathbb{R}^{N \times C_1}$, and a set of M edges with feature dimension C_2 , denoted by $E \in \mathbb{R}^{M \times C_2}$. The graph may be a human skeleton graph or a robot structure graph. Let x_i be the feature of node i , $N(i)$ be the set of neighbor nodes of node i , and $e_{j,i}$ be the edge feature from node j to node i . For each neighbor node j of node i , we first concatenate their node features and edge features, denoted as $z_{i,j} = [x_i, x_j, e_{j,i}]$. Then we obtain the message from each neighbor node by non-linear mapping and aggregate all the information by summation. Finally, we update the feature of node i in a residual way by adding the aggregation result to the original feature. The update of node features is formulated as follows:

$$x_i' = x_i + \sum_{j \in N(i)} g(W_f z_{i,j} + b_f) \quad (15)$$

where g is the LeakyReLU activation function, W_f and b_f are learnable parameters.

The constructed human skeleton graph and robot structure graphs of three different robots are shown in Fig. 5. Specifically, in the human skeleton graph, the input features of each node are the human joint positions and rotations, while the edge features are the offsets between human joints. On the other hand, in the robot structure graph, the output features of each node represent the rotation angle of the corresponding robot joint, while the edge features are the initial offsets and rotations between robot links. Both the human skeleton graph and the robot structure graph are directed graphs. We assume that there are two types of nodes, depending on whether the joint is located in the arm or in the hand. Nodes of the same type share the same graph convolution weights. By stacking multiple layers of graph convolution, the model can utilize the inherent information of the topological structure and learn deep-level features more effectively.

V. EXPERIMENTS

A. Experimental Setup

We conduct experiments on motion retargeting from Chinese sign language to three different robots, including ABB's

TABLE I: Statistics of the sign language dataset.

Scenario	Number of Sequences	Number of Frames
Business	23	3671
Railway Station	13	1756
West Lake	25	4264
Hospital	12	2046
Introduction	13	2110

YuMi dual-arm robot, NAO and Pepper. ABB's YuMi dual-arm robot contains 14 degrees of freedom and is equipped with Insipire-Robotics' dexterous hands, each with 6 degrees of freedom and 12 joints. For NAO and Pepper, we use only their robotic arms, which contain 10 degrees of freedom. The robot parameters are parsed from the unified robot description format, which includes the initial offsets, initial rotations, and upper and lower limits of the joint angles. The origin of the robot coordinate system is set at the center of its two shoulder joints, with the Z-axis in the vertical direction, the X-axis in the forward direction, and the Y-axis in the left-hand direction.

The Chinese sign language is performed by a professional sign language teacher whose shoulder, elbow, and wrist poses are captured by a high-precision optical system called OptiTrack. And the finger trajectories are obtained by data gloves called WiseGlove. The position data are normalized with a fixed coefficient and the rotation data are expressed in terms of Euler angles. The human coordinate system is set up in the same way as the robot. The total data contains sign language sequences of 5 daily scenarios with a total of 86 sequences and 13847 frames. The statistics of the collected dataset are shown in Tab. I. We split the data into a training set and a test set, where the training set includes sequences from 3 scenarios, "Business", "Railway Station" and "West Lake", and the test set includes sequences from 2 scenarios, "Hospital" and "Introduction". The collected dataset will be open source soon.

B. Ablation Study

Initialization Selection: To evaluate the benefit of using a deep graph encoder to provide initial values for latent vectors, we compare the performance of neural initialization and random initialization in the task of retargeting unseen motions in the test set to YuMi. We use three Gaussian distributions for random initialization as comparisons, two of which have a mean of 0 and a variance of 0.1, 0.2, and the other use the mean and variance of the training set. From Fig. 3, we could see that: 1) different initialization methods will lead to different convergence results; 2) random initialization may fall into a local minimum; 3) the deep graph encoder is able to provide a better initial value that helps to converge faster and better.

Architecture Selection: To validate the effectiveness of the graph-based network design, we conduct a comparative experiment on the network architecture by replacing the graph convolution layers with linear layers. The experiment is performed on the task of retargeting unseen motions in the test set to YuMi. The modified network takes the concatenation of human joint positions and rotations as input

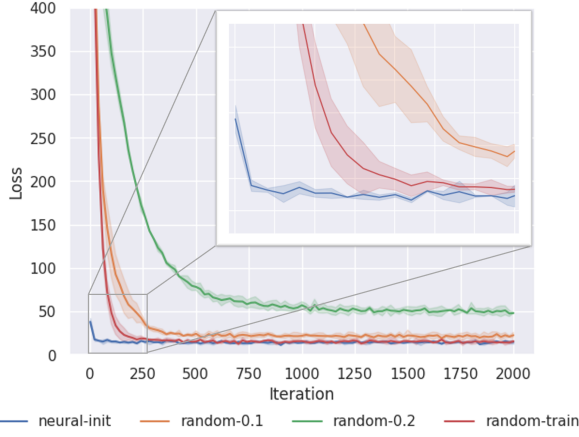


Fig. 3: Convergence results of neural initialization and random initialization of Gaussian distributions with a mean of 0 and a variance of 0.1, 0.2, and the training set’s mean and variance.

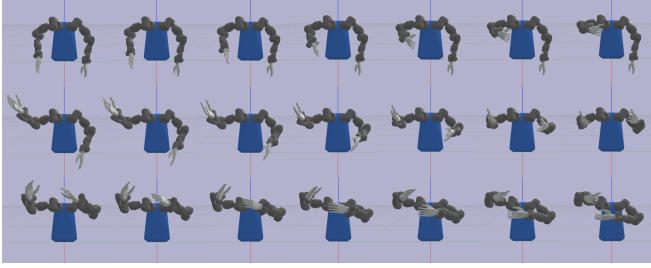


Fig. 4: Illustration of the latent space. Given two sample points in the latent space, we perform linear interpolation and obtain the robot motions decoded by the graph decoder. Each row corresponds to robot motions of a linear interpolation sequence, where the head and tail are the given two samples.

and outputs joint angles of the robot. The encoder consists of three linear layers with 64, 128 and 256 channels, and the decoder consists of three linear layers with 128, 64 and 14 channels. Results in Fig. 6 suggest that the graph-based network design can make better use of the topological features of human skeletons and robot structures.

C. Latent Space Interpolation

To analyze the latent space of YuMi learned by our model, we sample three pairs of points in the latent space and perform linear interpolation on each pair of sample points. The corresponding robot motions are then decoded by the graph decoder. Fig. 4 shows that linear interpolation in the latent space yields smooth and meaningful robot motions. These results imply that the implicit mapping relationship learned by the graph decoder successfully captures meaningful variations in the robot motion space. Therefore, we are able to generate different robot motions by sampling in the latent space.

D. Motion Retargeting Results

Case Study: In Fig. 5, we first demonstrate the results of motion retargeting from a human demonstrator to three different types of robots in the simulation environment built with

PyBullet [9][5]. Based on their structural proximity to the human demonstrator, the complexity of motion retargeting to these robots is ranked in ascending order as Pepper, Nao and YuMi. Specifically, Pepper and Nao has fewer degrees of freedom and the proportion of their robot links is closer to the human, while YuMi is equipped with dexterous hands and has a more complex structure. The results show that our method can be applied to robots with different structures, which include different degrees of freedom, joint lengths and joint limits. Furthermore, our method performs well not only on robots with relatively simple structures, but also on the robot with a significantly complex structure.

Comparative Study: To thoroughly evaluate the performance of our approach, we compare against four representative baselines on unseen motions in the test set:

- **DMPMR** [15] is an optimization-based method that combines graph optimization with Dynamic Movement Primitives (DMPs). It adopts a three-step optimization procedure to generate joint angles of robotic arms and calculates finger joint angles using linear mapping.
- **NMG** [7] is an optimization-based pipeline that utilizes link length modifications and task space fine-tuning. It consists of four steps: descriptions preparation, motion optimization, inverse kinematics and post-processing.
- **C-3PO** [13] is a cyclic three-phase deep reinforcement learning method. It adopts the proximal policy optimization (PPO) [21] algorithm to learn the motion retargeting skill in quantitative and qualitative manners.
- **NN** is a feedforward neural network that takes all joint poses of the human body as input and directly outputs the joint angles of the robot. It is trained in a supervised learning manner with the optimization results of DMPMR as ground truth, similar to [8].

We conduct an experiment to retarget unseen motions in the test set to the YuMi robot and compare the tracking error of the wrist and elbow as well as the optimization time. The tracking error is measured by the average Frechet distances [10] of the wrist and elbow trajectories. The smaller the Frechet distance, the more similar the robot motion is to the demonstration. From results in Tab. II, we can see that our method is able to achieve better performance than other competitors. To better visualize the results, we compare both the average Frechet distance and the optimization time in Fig. 6. We notice that our proposed method is able to provide promising results in unseen motions with less optimization time compared with optimization-based methods. Moreover, as the iterations of latent optimization increase, our method is able to achieve better motion retargeting results. We also observe that C-3PO and NN perform worse than optimization-based methods, since they may suffer from generalization to unseen motions, leading to some inaccurate or infeasible results. NN has the worst performance, which indicates that using the optimization output as ground truth for training will lead to cumulative error consisting of optimization error and fitting error.




Fig. 5: Snapshots of “Can” sequence transferred by our proposed method on three different robots in the simulation environment. From the first row to the last row are the human demonstrator, Pepper, NAO and YuMi, respectively. The first column is the corresponding human skeleton graph or robot structure graph.

TABLE II: Frechet distances of the proposed method and the baselines for unseen motions in the test set. The Frechet distance measures the similarity between the robot motion and the human demonstration. A smaller Frechet distance indicates a more similar robot motion.

Motion	Frechet Distance (m)			
	DMPMR	NMG	C-3PO	NN
Can	0.121	0.127	0.187	0.232
University	0.328	0.148	0.197 [†]	0.222 [†]
Lab	0.158	0.154	0.203 [†]	0.183
I	0.109	0.119	0.180	0.141
Speak sign language	0.147	0.143	0.216 [†]	0.170
Am	0.092	0.131	0.181	0.195
Robot	0.341	0.136	0.198 [†]	0.198
Zhejiang	0.180	0.128	0.209 [†]	0.174
YuMi	0.132	0.142	0.190	0.167
Of	0.123	0.144	0.198	0.224
Give	0.128	0.116	0.200	0.205
Ability	0.117	0.133	0.196	0.194
This	0.137	0.138	0.209 [†]	0.172
Uncomfortable	0.128	0.127	0.198	0.229
Internal medicine	0.366	0.136	0.193 [†]	0.266
Where	0.138	0.130	0.176	0.157
Like	0.144	0.139	0.179	0.198
Help	0.147	0.133	0.188 [†]	0.213
Volunteer	0.126	0.138	0.186 [†]	0.187
Find	0.140	0.128	0.186	0.164
Register	0.251	0.127	0.225	0.201
Queue	0.135	0.123	0.200	0.290
Have a problem	0.144	0.127	0.184	0.172
Window	0.151	0.133	0.185	0.230
Self-service machine	0.337	0.130	0.190 [†]	0.223
Average	0.173	0.133	0.194	0.200

[†] This superscript denotes infeasible robot motions with self-collision.

E. Real-World Qualitative Experiment

We perform the real-world experiment on the ABB’s YuMi dual-arm collaborative robot equipped with Insipire-Robotics’ dexterous hands. The movement of the robotic arms and the dexterous hands is controlled by an external computer. As shown in Fig. 7, the robot motion generated by our proposed method is smooth and very close to that of the demonstrator.

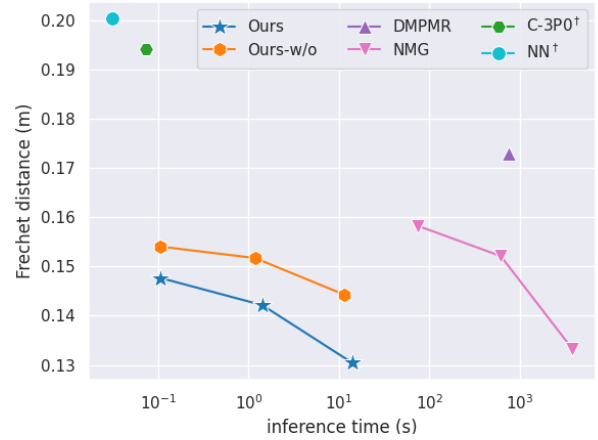


Fig. 6: Comparison between our neural latent optimization method and the baselines. We refer to our method as ‘Ours’ and the version without using the graph-based network design as ‘Ours-w/o’. The closer the data points are to the lower left corner, the better the retargeting results, which means higher similarity is achieved with less inference time. Methods with the superscript [†] have produced infeasible robot motions in unseen motions of the test set.

VI. CONCLUSIONS

This paper proposes a human-robot motion retargeting method based on neural latent optimization, which leverages the benefits of both neural networks and optimization. By optimizing in the latent space, our method can achieve better results compared to feedforward neural networks. With the better initialization provided by our deep graph encoder, our method can converge faster than previous optimization-based methods. Experimental results show that our method can generate smooth and similar motions that can be performed on physical robots.



Fig. 7: Snapshots of motions transferred by our proposed method on the physical YuMi robot. The first two rows is “I can speak sign language” and the last two rows is “Give me this ability”.

REFERENCES

- [1] Kfir Aberman et al. “Learning character-agnostic motion for motion retargeting in 2d”. In: *arXiv preprint arXiv:1905.01680* (2019).
- [2] Kfir Aberman et al. “Skeleton-aware networks for deep motion retargeting”. In: *ACM Transactions on Graphics (TOG)* 39.4 (2020), pp. 62–1.
- [3] Tamim Asfour and Rüdiger Dillmann. “Human-like motion of a humanoid robot arm based on a closed-form solution of the inverse kinematics problem”. In: *Proceedings 2003 IEEE/RSJ International Conference on Intelligent Robots and Systems (IROS 2003)(Cat. No. 03CH37453)*. Vol. 2. IEEE. 2003, pp. 1407–1412.
- [4] Ko Ayusawa and Eiichi Yoshida. “Motion retargeting for humanoid robots based on simultaneous morphing parameter identification and motion optimization”. In: *IEEE Transactions on Robotics* 33.6 (2017), pp. 1343–1357.
- [5] Maxime Busy and Maxime Caniot. “qiBullet, a Bullet-based simulator for the Pepper and NAO robots”. In: *arXiv preprint arXiv:1909.00779* (2019).
- [6] Caixia Cai et al. “Inferring the Geometric Nullspace of Robot Skills from Human Demonstrations”. In: *2020 IEEE International Conference on Robotics and Automation (ICRA)*. IEEE. 2020, pp. 7668–7675.
- [7] Sungjoon Choi and Joohyung Kim. “Towards a natural motion generator: A pipeline to control a humanoid based on motion data”. In: *2019 IEEE/RSJ International Conference on Intelligent Robots and Systems (IROS)*. IEEE. 2019, pp. 4373–4380.
- [8] Sungjoon Choi, Matt Pan, and Joohyung Kim. “Nonparametric Motion Retargeting for Humanoid Robots on Shared Latent Space”. In: *Proceedings of Robotics: Science and Systems (RSS)* (2020).
- [9] Erwin Coumans and Yunfei Bai. *PyBullet, a Python module for physics simulation for games, robotics and machine learning*. <http://pybullet.org>. 2016–2021.
- [10] Thomas Eiter and Heikki Mannila. *Computing discrete Fréchet distance*. Tech. rep. Citeseer, 1994.
- [11] M. Hamaya et al. “Learning Soft Robotic Assembly Strategies from Successful and Failed Demonstrations”. In: *2020 IEEE/RSJ International Conference on Intelligent Robots and Systems (IROS)*. 2020, pp. 8309–8315.
- [12] Shayan Hoshyari et al. “Vibration-minimizing motion retargeting for robotic characters”. In: *ACM Transactions on Graphics (TOG)* 38.4 (2019), pp. 1–14.
- [13] Taewoo Kim and Joo-Haeng Lee. “C-3PO: Cyclic-Three-Phase Optimization for Human-Robot Motion Retargeting based on Reinforcement Learning”. In: *2020 IEEE International Conference on Robotics and Automation (ICRA)*. IEEE. 2020, pp. 8425–8432.
- [14] G. Lee et al. “MixGAIL: Autonomous Driving Using Demonstrations with Mixed Qualities”. In: *2020 IEEE/RSJ International Conference on Intelligent Robots and Systems (IROS)*. 2020, pp. 5425–5430.
- [15] Yuwei Liang et al. “Dynamic Movement Primitive based Motion Retargeting for Dual-Arm Sign Language Motions”. In: *arXiv preprint arXiv:2011.03914* (2020).
- [16] Guilherme Maeda et al. “Acquiring and generalizing the embodiment mapping from human observations to robot skills”. In: *IEEE Robotics and Automation Letters* 1.2 (2016), pp. 784–791.
- [17] Jeong Joon Park et al. “Deepsdf: Learning continuous signed distance functions for shape representation”. In: *Proceedings of the IEEE/CVF Conference on Computer Vision and Pattern Recognition*. 2019, pp. 165–174.
- [18] Luigi Penco et al. “Robust real-time whole-body motion retargeting from human to humanoid”. In: *2018 IEEE-RAS 18th International Conference on Humanoid Robots (Humanoids)*. IEEE. 2018, pp. 425–432.
- [19] Xue Bin Peng et al. “Deepmimic: Example-guided deep reinforcement learning of physics-based character skills”. In: *ACM Transactions on Graphics (TOG)* 37.4 (2018), pp. 1–14.
- [20] Xue Bin Peng et al. “Sfv: Reinforcement learning of physical skills from videos”. In: *ACM Transactions On Graphics (TOG)* 37.6 (2018), pp. 1–14.
- [21] John Schulman et al. “Proximal policy optimization algorithms”. In: *arXiv preprint arXiv:1707.06347* (2017).
- [22] Ruben Villegas et al. “Neural kinematic networks for unsupervised motion retargeting”. In: *Proceedings of the IEEE Conference on Computer Vision and Pattern Recognition*. 2018, pp. 8639–8648.
- [23] Sen Wang et al. “A generative human-robot motion retargeting approach using a single depth sensor”. In: *2017 IEEE International Conference on Robotics and Automation (ICRA)*. IEEE. 2017, pp. 5369–5376.
- [24] Zuyuan Zhu and Huosheng Hu. “Robot learning from demonstration in robotic assembly: A survey”. In: *Robotics* 7.2 (2018), p. 17.