

The symbiotic binary ZZ CMi: intranight variability and suggested outbursting nature

R. K. Zamanov¹, K. A. Stoyanov¹, A. Kostov¹, A. Kurtenkov¹, G. Nikolov¹, G. Latev¹, M. F. Bode^{2,3}, J. Martí⁴, P. L. Luque-Escamilla⁴, N. Tomov¹, Y. M. Nikolov¹, and S. S. Boeva¹

¹ Institute of Astronomy and National Astronomical Observatory, Bulgarian Academy of Sciences, 72 Tsarigradsko Shose, 1784 Sofia, Bulgaria

e-mail: rkz@astro.bas.bg, kstoyanov@astro.bas.bg

² Astrophysics Research Institute, Liverpool John Moores University, IC2, 149 Brownlow Hill, Liverpool, L3 5RF, UK

³ Vice Chancellor's Office, Botswana International University of Science and Technology, Private Bag 16, Palapye, Botswana

⁴ Departamento de Física, Escuela Politécnica Superior de Jaén, Universidad de Jaén, Campus Las Lagunillas, A3, 23071, Jaén, Spain

Received 11 March 2021, accepted 26 August 2021

Published online ...

Key words Stars: binaries: symbiotic – white dwarf – Accretion, accretion discs – Stars: individual: ZZ CMi

We present photometric and spectral observations of the symbiotic star ZZ CMi. We detect intranight variability – flickering and smooth variations in U band. The amplitude of the flickering is about 0.10 – 0.20 mag in U band. In the B band the variability is lower, with amplitude ≤ 0.03 mag. We also detect variability in the $H\alpha$ and $H\beta$ emission lines, and find an indication for outflow with velocity of about 120-150 km s⁻¹. The results indicate that ZZ CMi is an accretion powered symbiotic containing an M4-M6 III cool component with a white dwarf resembling recurrent novae and jet-ejecting symbiotic stars.

Copyright line will be provided by the publisher

1 Introduction

The symbiotic stars are interacting binaries with long orbital periods in the range from 100 days to more than 100 years. They consist of an evolved red or yellow giant transferring mass to a hot compact object (e.g. Mikołajewska 2012). The mass donor is a giant or supergiant of spectral class G-K-M. If the giant is an Asymptotic Giant Branch star, the system usually is a strong infrared source. More than 250 Galactic symbiotic systems are known (Akras et al. 2019, Merc et al. 2019). Only a handful of them display flickering activity (which is variability on a timescale of ~ 10 minutes with amplitude ~ 0.2 magnitude) – RS Oph, T CrB, MWC 560, Z And, V2116 Oph, CH Cyg, RT Cru, o Cet, V407 Cyg, V648 Car and EF Aql. The last two were identified as flickering sources during the last decade: V648 Car (Angeloni et al. 2012) and EF Aql (Zamanov et al. 2017).

ZZ CMi (BD+09 1633) is not a well understood object. Sanford (1947) classified it as an M6 star, noted the presence of variable $H\alpha$ emission, and shell type absorption in $H\alpha$ giving a velocity of -40 km s⁻¹. Iijima (1984) noted the presence of high-excitation [Ne III] and [O III] emission lines on the objective prism spec-

tra in 1982 and 1983 and classified it as a symbiotic star. Bopp (1984) pointed that ZZ CMi displays significant changes in emission lines and has spectroscopic and photometric characteristics similar to the symbiotic star EG And – weak emission lines and no IR excess. The orbital period of ZZ CMi seems to be about 440 days (Wiecek et al. 2010).

Here we report optical photometry of ZZ CMi and detection of flickering in Johnson U band. We also report a few spectra and find variability in the emission lines.

2 Observations

CCD photometry¹ was obtained with the 60 cm telescope and the 50/70 cm Schmidt telescope of the Rozhen National Astronomical Observatory (NAO), Bulgaria and 1.23m telescope of the Calar Alto observatory, Spain. The journal of the CCD photometry is given in Table 1. As comparison stars we used TYC 764-474-1 (V 9.826, B 10.061, U 10.17) and TYC 763-411-1 (V 10.481, B 10.563, U 10.67). The check stars

¹ The data are available upon request from the authors and on www.astro.bas.bg/~rz/ZZCMi/ZZCMi.tar.gz

were TYC 764-314-1 and TYC 763-890-1. Additionally, we have 5 optical spectra² of ZZ CMi secured with the ESpeRo Echelle spectrograph (Bonev et al. 2017) on the 2.0 m RCC telescope of Rozhen NAO (see Table 2).

3 Results

3.1 Intranight photometric variability

The results of our photometric observations are summarized in Table 1. Part of them are plotted on Fig. 1 and Fig. 2.

For four runs we measure the standard deviation of ZZ CMi and ~ 15 other stars in the field and plot it on Fig. 3. The standard deviation is calculated as

$$\sigma_{rms} = \sqrt{\frac{1}{N_{pts} - 1} \sum_i (m_i - \bar{m})^2}, \quad (1)$$

where \bar{m} is the average magnitude in the run, N_{pts} is the number of the data points. σ_{rms} calculated in this way includes the variability of the star (if it exists) and the measurement errors. For non-variable stars it represents the precision of the photometry. The standard deviation for ZZ CMi (σ_{ZZ}) and standard deviation of non-variable star (σ_{nv}) with similar brightness are given in the last column of Table 1. The results from photometric observations are:

1. Flickering variability is clearly visible in our observations in U band from 2011 November 19 (see Fig. 1a), 2020 November 9, (Fig. 1c), and 2021 January 20. The amplitude is 0.27 mag, 0.13 mag and 0.13 mag respectively.

2. A decrease of the brightness in U band of 0.1 mag for 2 hours is visible in the observations 2019 October 23 and 2019 October 24 (Fig. 2). The simultaneous observations in these two nights do not indicate similar changes in B band. It is likely that the red giant is the dominating source in B band (see Sect. 3.3).

3. In the observations from 2020 January 18 (Fig. 1b), flickering is not clearly visible. The root-mean square (Fig. 3 right panel) indicates that it exists, however its amplitude is comparable with the observational errors.

The rms deviation of ZZ CMi is 2-5 times larger than that expected from observational errors, indicating that ZZ CMi is variable on a timescale of ~ 1 hour. The presence of flickering in U band with the observed amplitude strongly suggests that the hot component is a white dwarf (see Sect. 4.1 in Sokoloski & Bildsten 2010).

3.2 Variability of the emission lines

In Table 2 are given the following parameters measured on our spectra – the equivalent width (EW) of $H\alpha$, the radial velocity of the central dip, the radial velocities of the blue and red peaks of $H\alpha$, the equivalent width of $H\beta$, the radial velocities of the blue and red peaks of $H\beta$ and the radial velocity of the red giant. The accuracy of the EW is about $\pm 5\%$, and that of the velocity ± 1 km s⁻¹. The EW($H\alpha$) is about -9 \AA , which is similar to that of the recurrent nova T CrB in 1999 (Zamanov et al. 2005). Perhaps most intriguing is the profile of $H\alpha$ on 2017 December 30 which is of P Cyg type. The absorption has centum at -85 km s⁻¹ and extends to -145 ± 5 km s⁻¹. This indicates an outflow with velocity of about 120-150 km s⁻¹.

3.3 System parameters

Interstellar reddening E(B-V): In our spectra, no signs of the diffuse interstellar bands at 5780 Å, 5797 Å, and 6613 Å are visible, which implies that the interstellar reddening to ZZ CMi is low. The upper limit of the expected reddening is $E(B-V) \leq 0.04$. This upper limit is set from our spectra as well as from the interstellar reddening through the Milky Way calculated by IRSA: Galactic Reddening and Extinction Calculator in the NASA/IPAC Extragalactic Database (NED).

Red giant: GAIA DR2 (Bailer-Jones et al. 2018) gives a parallax 0.9686 ± 0.1097 mas, which means distance $d \approx 1030$ pc ($927 \leq d \leq 1165$ pc). ZZ CMi has V band magnitude in the range $9.5 \leq m_V \leq 10.5$. This gives absolute magnitude $-0.57 \leq M_V \leq 0.43$. SIMBAD gives M6I-IIep for ZZ CMi (Shenavrin et al. 2011). Taranova & Shenavrin (2001) suggest that the donor star is an M4.5-5 giant. Straizys & Kuriliene (1981) give for M5 stars $M_V = -0.1$ for giants and M_V from -4.7 to -6.7 for supergiants. It means that the classification M4-6 III is more appropriate for the cool component of ZZ CMi.

It is worth noting that in a symbiotic binary a contribution to the V band from the accretion disc and the nebula can be expected (see e.g. Skopal 2005). However in our observations the flickering is not visible in V band, no [OIII] $\lambda 5007$ emission is detectable and the $H\alpha$ emission is weak. These suggest that the M giant is the dominating source in V band.

For an M6 giant, Houdashelt et al. (2000) gives U-V=3.234 and B-V=1.537. ZZ CMi has V band magnitude in the range $9.5 \leq m_V \leq 10.5$. This implies that the B band magnitude of the red giant is $11.0 \leq m_B \leq 12.0$ and its U band magnitude is $12.7 \leq m_U \leq 13.7$.

3.4 Brightness in U band

For ZZ CMi the apparent magnitude in U band is in the range 11.15 – 12.3 mag. With $d \approx 1030$ pc and E(B-

² The spectra are available on www.astro.bas.bg/~rz/ZZCMi/ZZCMi.tar.gz

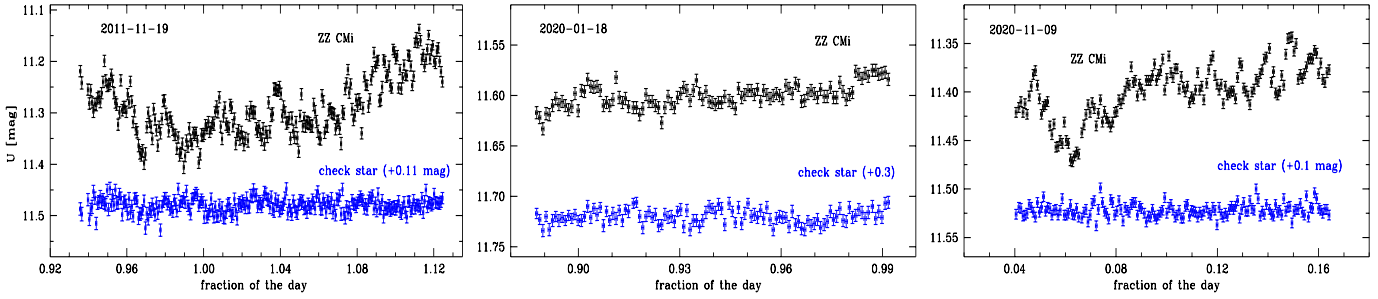


Fig. 1 The symbiotic binary ZZ CMi – detection of flickering in Johnson U band on 19 November 2011 and 9 November 2020.

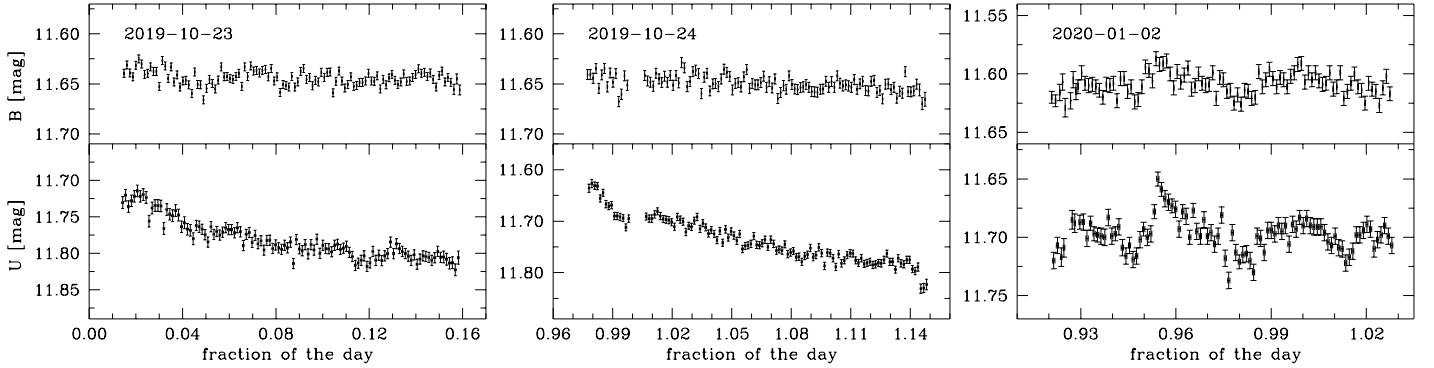


Fig. 2 ZZ CMi – simultaneous U and B band observations. The intranight variability is clearly visible only in U band.

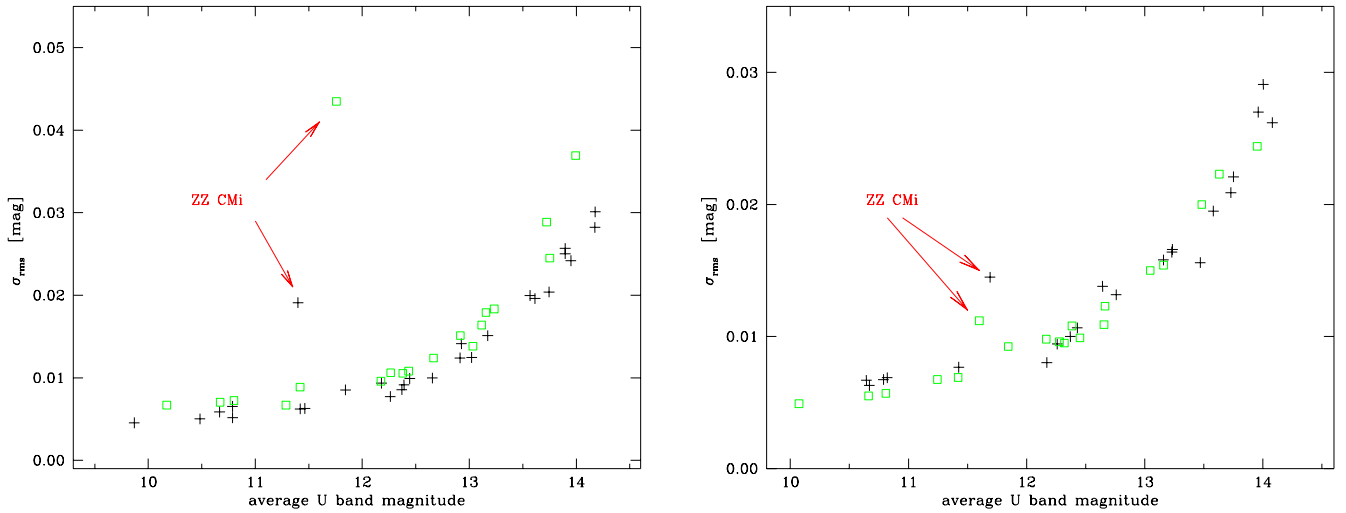


Fig. 3 Root mean square deviation versus the average U-band magnitude. Left panel: The plus signs refer to the night 2020-11-09 and the squares to 2019-10-24. Right panel: The plus signs refer to the night 2020-01-02 and the squares to 2020-01-18. The rms of ZZ CMi deviates from the behaviour of the other stars, which indicates that it is variable during our observations.

Table 1 Photometric observations of ZZ CMi. In the table are given date (in format YYYY-MM-DD), telescope, band, UT start-end, number of the frames and exposure time, average magnitude, typical observational error (merr), variability and $\sigma_{ZZ} / \sigma_{nv}$.

date	telescope	band	UT start-end	frames	m_{av}	merr	variability	$\sigma_{ZZ} / \sigma_{nv}$
2011-02-11	60cm Roz	B	23:29 - 00:33	71 x 30 sec	11.52	0.004	no	0.013 / 0.011
		V	23:31 - 00:33	72 x 10 sec	10.23	0.004	no	0.012 / 0.012
2011-11-19	60cm Roz	U	22:26 - 02:58	262 x 60 sec	11.29	0.011	yes, $\Delta U = 0.27$ mag	0.054 / 0.012
2011-12-29	60cm Roz	B	23:40 - 00:52	120 x 30 sec	11.71	0.010	no	0.025 / 0.025
2012-01-01	60cm Roz	U	22:24 - 02:08	217 x 60 sec	12.00	0.023	no (not good data)	0.030 / 0.028
2012-01-02	60cm Roz	V	23:03 - 02:36	400 x 30 sec	10.55	0.003	no	0.005 / 0.005
2019-10-22	2.0m	V	23:27 - 01:23	277 x 3 sec	10.10	0.008	no	0.010 / 0.010
2019-10-23	50/70cm Roz	U	00:20 - 03:47	115 x 60 sec	11.78	0.009	yes, $\Delta U = 0.15$ mag	0.027 / 0.011
		B	00:21 - 03:48	115 x 15 sec	11.64	0.006	no	0.010 / 0.009
2019-10-24	50/70cm Roz	U	23:27 - 03:33	115 x 60 sec	11.76	0.008	yes, $\Delta U = 0.17$ mag	0.0435 / 0.0089
		B	23:27 - 03:32	115 x 60 sec	11.66	0.007	no	0.010 / 0.010
2019-12-11	123cm Calar Alto	B	00:02 - 02:31	62 x 10 sec	11.42	0.005	no	0.0081 / 0.0074
		V	00:02 - 02:32	65 x 5 sec	9.98	0.003	no	0.026 / 0.020
		U	00:06 - 02:28	58 x 60 sec	12.39	0.009	yes?, $\Delta U \approx 0.04$ mag	0.0141 / 0.0076
2020-01-02	50/70cm Roz	U	22:10 - 00:40	95 x 60 sec	11.70	0.008	yes, $\Delta U = 0.10$ mag	0.015 / 0.008
		B	22:10 - 00:40	97 x 10 sec	11.61	0.006	yes?, $\Delta B \approx 0.02$ mag	0.0093 / 0.0079
2020-01-18	50/70cm Roz	U	21:17 - 23:47	115 x 60 sec	11.60	0.006	yes?, $\Delta U \approx 0.04$ mag	0.011 / 0.006
2020-02-02	50/70cm Roz	U	21:15 - 22:16	100 x 30 sec	11.43	0.015	no $\Delta U < 0.04$ mag	0.016 / 0.016
2020-11-09	50/70cm Roz	U	00:58 - 03:55	151 x 60 sec	11.40	0.005	yes, $\Delta U = 0.13$ mag	0.0269 / 0.0070
2021-01-20	60cm Roz	U	22:12 - 01:22	127 x 60 sec	11.87	0.007	yes, $\Delta U = 0.13$ mag	0.0304 / 0.0075
		B	22:13 - 01:23	127 x 60 sec	10.98	0.004	yes?, $\Delta B \approx 0.03$ mag	0.007 / 0.005

Table 2 Spectral observations of ZZ CMi obtained with the 2.0 m telescope of Rozhen NAO. In the table are given date of observation, exposure time (exp-time), parameters of $H\alpha$ line, parameters of $H\beta$ line, radial velocity of the red giant.

date of observation yyyy-mm-dd hh:mm	exp-time [min]	$H\alpha$				$H\beta$			Red Giant km s ⁻¹
		EW [Å]	$V_r(abs)$ km s ⁻¹	$V_r(blue)$ km s ⁻¹	$V_r(red)$ km s ⁻¹	EW [Å]	$V_r(blue)$ km s ⁻¹	$V_r(red)$ km s ⁻¹	
2017-12-31 00:49	60	-9.1	-85.5		+15.3	-4.43		3.3	-1.3
2019-12-05 22:09	60	-9.2	-18.4	-67.4	+28.2	-2.59	-69.8	27.3	2.0
2019-12-06 21:26	60	-10.1	-18.7	-68.1	+28.6	-2.23	-68.7	25.0	2.1
2020-01-04 01:33	60	-8.9	-17.1	-62.1	+29.9	-5.13	-75.3	30.7	5.5
2020-01-16 22:20	60	-8.8	-18.2	-59.9	+31.2	-4.14	-77.3	34.4	5.4

$V)=0$, we estimate that the absolute U band magnitude lies in the range $-4.2 \leq M_U \leq -3.0$ mag.

For comparison we can use the two symbiotic recurrent novae T CrB and RS Oph, the jet-ejecting symbiotic MWC 560 and the classical symbiotic stars AG Dra and Z And. For these objects the long term photometry is available in Sekeráš et al. (2019), Skopal et al. (1992, 1995, 2012), Tomov et al. (1996) and Zamanov & Zamanova (1997). For T CrB the apparent magnitude in U band is in range $10.1 \leq m_U \leq 13.0$ mag. With GAIA parallax 1.213 ± 0.049 mas, and $E(B-V)=0.05$ (Munari et al. 2016), we estimate $-4.7 \leq M_U \leq -1.8$ mag. For RS Oph the apparent magnitude in U band is $10.1 \leq m_U \leq 13.0$ mag. With GAIA parallax 0.442 ± 0.053 mas and $E(B-V)=0.69$ (Zamanov et al. 2018), we estimate

$-8.8 \leq M_U \leq -6.6$ mag. For MWC 560 the apparent magnitude in U band is in the range $9.0 \leq m_U \leq 11.0$ mag. With GAIA parallax 0.3534 ± 0.1659 mas, and $E(B-V)=0.15$ (Lucy et al. 2020) we estimate M_U from -9.0 to -7.0 mag. For AG Dra with GAIA parallax 0.3411 ± 0.0003 mas, apparent U band in the range $8.5 \leq m_U \leq 11.5$ (Leedjärv et al. 2004) and $E(B-V) = 0.06$ (Mikolajewska et al. 1995) we estimate $-9.2 \leq M_U \leq -6.2$ mag. For Z And with GAIA parallax 0.4866 ± 0.0005 , apparent U band in the range $8 \leq m_U \leq 11$ and $E(B-V)=0.33$ (Parimucha & Vaňko 2006) we estimate $-10.2 \leq M_U \leq -7.2$ mag.

This indicates that the luminosity of the hot component of ZZ CMi in U band is similar to that of T CrB.

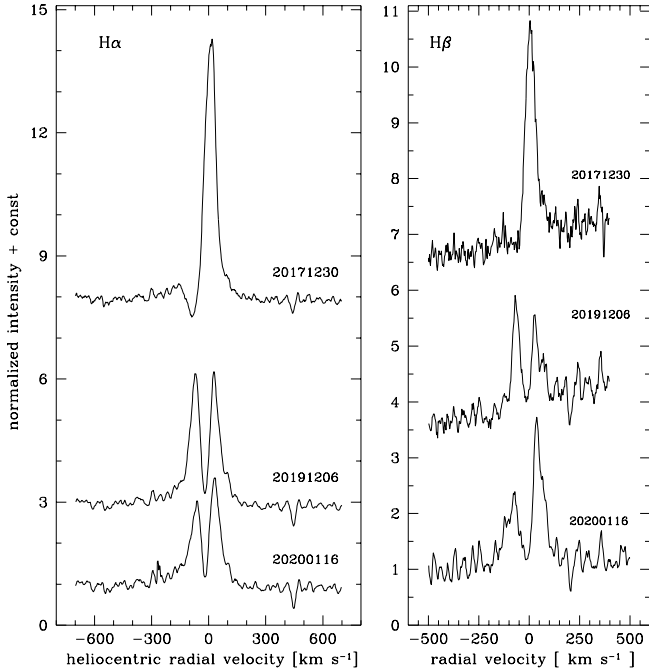


Fig. 4 Variability of $H\alpha$ and $H\beta$ emission lines of the symbiotic star ZZ CMi.

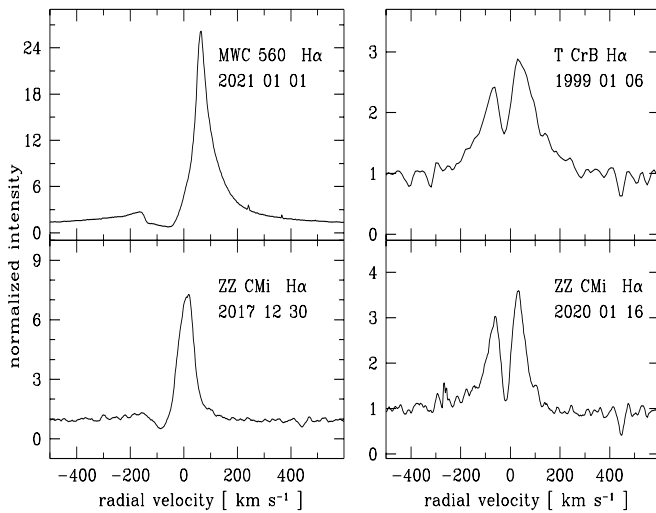


Fig. 5 Comparison between the $H\alpha$ emission lines of ZZ CMi, the jet-ejecting symbiotic star MWC 560 (left panel) and the recurrent nova TCrB (right panel).

4 Discussion

Rapid variability is a powerful tool to study the hot companions to cool red giants and asymptotic giant branch stars. The nature of the companion to Mira – the prototypical pulsating giant – has been a matter of debate for more than 20 years (e.g. Reimers & Casatella 1985; Kastner & Soker 2004). The analysis of the rapid optical brightness variations in B band provided evidences that Mira B is a white dwarf (Sokoloski

& Bildsten 2010). The observations of Y Gem show strong flickering in the UV continuum on timescales of 20s, characteristic of an active accretion disc (Sahai et al. 2018). Rapid brightness variations can also be used to diagnose the state of the accretion disc - e.g. CH Cyg (Sokoloski & Kenyon 2003).

The first indication that ZZ CMi has intranight variability is given by Stoyanov (2012). These data and the new data presented here indicate that in ZZ CMi the flickering is difficult to detect in B band, because the amplitude of the intranight variability in B band is ≤ 0.04 mag. The intranight variability is visible in U band but sometimes with low amplitude. The searches for flickering by Dobrzycka et al. (1996) and Sokoloski et al. (2001) were performed in B band. Our results for ZZ CMi indicate that short time scale light variations in symbiotic binary stars have more chance to be detected in U and u' bands. The smooth variation of the brightness of ZZ CMi on 2019 October 23 and 24 (Fig. 2) might be similar to the light curve of CH Cyg obtained on 1997 June 9 [see Fig. 1 of (Sokoloski & Kenyon 2003)], during which time the inner disc was probably disrupted.

Depending on the main source of the energy the symbiotics can be divided in two groups: (1) Symbiotics with steady nuclear burning, in which the mass accretion rate is high enough to maintain (fuel) steady nuclear burning; and (2) Accretion powered symbiotics, in which the mass accretion rate is below the limit of steady nuclear burning and the energy source is the accretion. The accretion powered symbiotics can display recurrent nova outbursts – the best examples probably are RS Oph and T CrB (Anupama 2013) and collimated jets – e.g. CH Cyg, MWC 560, PN Sa 3-22 (Leedjarv 2004).

Flickering variability is a phenomenon typical for the cataclysmic variables [e.g. Bruch (1992) and references therein] and is also detected in the accretion powered symbiotics. The only case when rapid variability is observed in a symbiotic with steady nuclear burning is the 22 min periodicity in Z And (Sokoloski & Bildsten 1999). This is probably due to the rotational period of a magnetic white dwarf, which somehow modulates the energy output of the nuclear burning.

Our expectations were that all the accretion powered symbiotics should display flickering when the accretion disc is active. In accordance with these expectations, the flickering of the recurrent nova RS Oph disappeared after the nova outburst (Zamanov et al. 2006) and reappeared 240 days after it (Worters et al. 2007). The disappearance was in the low state, when the accretion disc was destroyed by the nova outburst and the reappearance is a result of the resumption of the accretion. However the disappearance of the optical flickering of CH Cyg (Sokoloski et al. 2010; Stoyanov et al. 2018) and of MWC 560 (Goranskij et al.

2018; Zamanov et al.2020) in a bright state as well as the behaviour of ZZ CMi indicate that there are different mechanisms that suppress the appearance of rapid optical fluctuations. These mechanisms might be (1) spherically symmetric accretion without the formation of an accretion disc or (2) the parts of disc where the flickering is generated are in a stable state, without fluctuations, although another mechanism might be at work

In Fig. 5 (left panels) we plot the $H\alpha$ emission line of ZZ CMi and the jet-ejecting symbiotic MWC 560. The $H\alpha$ emission line of ZZ CMi observed on 2017 December 30 resembles that of MWC 560 obtained recently. MWC 560 is a spectacular symbiotic having a jet along the line of sight (Tomov et al. 1990). The other spectra of ZZ CMi display double-peaked profiles of $H\alpha$ emission. This resembles those of T CrB in 1999 (Fig. 5, right panels) and can be considered as coming from the accretion disc around the white dwarf. Another possible interpretation could be similar to that on Fig. 3 by Tomov et al. (2013) and Fig. 4 by Ikeda & Tamura (2004), where fitting with a few gaussian components is applied.

ZZ CMi is also an X-ray active symbiotic from the β/δ -type (Luna et al. 2013), which means that there are two thermal X-ray components – soft and hard. The jet ejecting symbiotic stars CH Cyg and MWC 560 which also display optical flickering are of the same X-ray type.

Inspection of the position of ZZ CMi in the NRAO VLA Sky Survey (Condon et al. 1998) reveals no radio source detection with a 3 sigma upper limit of 1.6 mJy at 20 cm. The 150 MHz radio sky survey with the Giant Metrewave Radio Telescope (Intema et al. 2017) also does not detect ZZ CMi with a 3 upper limit of 8 mJy. Future radio mapping with more sensitive interferometers would thus be desirable.

With the similarities between T CrB and ZZ CMi noted above, it may be worthwhile to look for long term variability of the latter system in the photographic archives.

5 Conclusions

We report detection of intranight brightness variations from the symbiotic star ZZ CMi. In three nights – 19 November 2011, 9 November 2020 and 20 January 2021 – flickering with amplitude ≥ 0.12 mag in U band is observed. This is typical for accreting white dwarfs. In two other nights a smooth trend (0.1 mag for 2 hours) in brightness is visible. The spectra indicate that an outflow with velocity ~ 120 km s $^{-1}$ is present sometimes. In our opinion ZZ CMi is an interesting object similar to outbursting sources that deserves more attention from observers.

6 Acknowledgements

This work is part of the project KII-06-H28/2 08.12.2018 "Binary stars with compact object" (Bulgarian National Science Fund). It is based on observations collected at Rozhen National Astronomical Observatory (Bulgaria) and at Centro Astronómico Hispano en Andalucía (CAHA) at Calar Alto, operated jointly by Instituto de Astrofísica de Andalucía (CSIC) and Junta de Andalucía. JM and PLE are supported by grant PID2019-105510GB-C32 / AEI / 10.13039/501100011033 from the Agencia Estatal de Investigación of the Spanish Ministerio de Ciencia, Innovación y Universidades entitled *High energy sources with outflows at different scales: observation of galactic sources*. They also acknowledge support by Consejería de Economía, Innovación, Ciencia y Empleo of Junta de Andalucía as research group FQM- 322, as well as FEDER funds.

References

- Akras, S., Guzman-Ramirez, L., Leal-Ferreira, M. L., & Ramos-Larios, G. 2019, *ApJS*, 240, 21
- Angeloni, R., Di Mille, F., Ferreira Lopes, C. E., and Masetti, N., 2012, *ApJ*, 756, L21
- Anupama, G. C. 2013, *IAU Symp.* 281, 154
- Bailer-Jones, C. A. L., Rybizki, J., Fouesneau, M., Man-telet, G., & Andrae, R. 2018, *AJ*, 156, 58
- Bonev, T., Markov, H., Tomov, T., et al. 2017, *Bulgarian Astronomical Journal*, 26, 67
- Bopp, B. W. 1984, *PASP*, 96, 894
- Bruch, A. 1992, *A&A*, 266, 237
- Condon, J. J., Cotton, W. D., Greisen, E. W., et al. 1998, *AJ*, 115, 1693
- Dobrzycka, D., Kenyon, S. J., & Milone, A. A. E. 1996, *AJ*, 111, 414
- Goranskij, V. P., Zharova, A. V., Barsukova, E. A., & Bur-enkov, A. N. 2018, *The Astronomer's Telegram*, 12227, 1
- Houdashelt, M. L., Bell, R. A., Sweigart, A. V., & Wing, R. F. 2000, *AJ*, 119, 1424
- Iijima, T. 1984, *Information Bulletin on Variable Stars*, 2491, 1
- Ikeda Y., Tamura S., 2004, *PASJ*, 56, 353
- Intema, H. T., Jagannathan, P., Mooley, K. P., & Frail, D. A. 2017, *A&A*, 598, A78
- Kastner, J. H., & Soker, N. 2004, *ApJ*, 616, 1188
- Leedjarv, L. 2004, *Baltic Astronomy*, 13, 109
- Leedjär, L., Burmeister, M., Mikołajewski, M., Puss, A., Annuk, K., Gałan, C., 2004, *A&A*, 415, 273
- Lucy, A. B., Sokoloski, J. L., Munari, U., et al. 2020, *MNRAS*, 492, 3107
- Luna, G. J. M., Sokoloski, J. L., Mukai, K., & Nelson, T. 2013, *A&A*, 559, A6
- Merc, J., Gális, R., Wolf, M., 2019, *Research Notes of the American Astronomical Society*, 3, 28
- Mikołajewska, J., 2012, *Baltic Astronomy*, 21, 5
- Mikolajewska, J., Kenyon, S. J., Mikołajewski, M., Garcia, M. R., Polidan, R. S., 1995, *AJ*, 109, 1289

- Munari, U., Dallaporta, S., & Cherini, G. 2016, *New A*, 47, 7
- Parimucha, Š, Vaňko, M., 2006, *ASP Conf.*, 349, 309
- Reimers, D. & Cassatella, A. 1985, *ApJ*, 297, 275
- Sahai, R., Sanchez Contreras, C., Mangan, A. S., et al. 2018, *ApJ*, 860, 105
- Sanford, R. F. 1947, *PASP*, 59, 136
- Sekeráš, M., Skopal, A., Shugarov, S., Shagatova, N., Kundra, E., Komžík, R., Vrašťák, M., Peneva, S. P., Semkov, E., Stubbings, R., 2019, *Contributions of the Astronomical Observatory Skalnaté Pleso*, 49, 19
- Shenavrin, V. I., Taranova, O. G., & Nadzhip, A. E. 2011, *Astronomy Reports*, 55, 31
- Skopal A., Hric L., Urban Z., Pigulski A., Blanco C., Papousek J., Hanzl D., et al., 1992, *CoSka*, 22, 131
- Skopal A., Hric L., Chochol D., Komzik R., Urban Z., Petrik K., Niarchos P., et al., 1995, *CoSka*, 25, 53
- Skopal, A., 2005, *A&A*, 440, 995
- Skopal, A., Shugarov, S., Vaňko, M., Dubovský, P., Peneva, S. P., Semkov, E., Wolf, M., *Astronomische Nachrichten*, 2012, 333, 242
- Sokoloski, J. L. & Bildsten, L. 1999, *ApJ*, 517, 919
- Sokoloski, J. L. & Bildsten, L. 2010, *ApJ*, 723, 1188
- Sokoloski, J. L., Bildsten, L., & Ho, W. C. G. 2001, *MNRAS*, 326, 553
- Sokoloski, J. L. & Kenyon, S. J. 2003, *ApJ*, 584, 1027
- Sokoloski, J. L., Zamanov, R., Stoyanov, K., Bryson, S., & Still, M. 2010, *The Astronomer's Telegram*, 2707, 1
- Stoyanov, K. A. 2012, *Bulgarian Astronomical Journal*, 18, 63
- Stoyanov, K. A., Marti, J., Zamanov, R., et al. 2018, *Bulgarian Astronomical Journal*, 28, 42
- Straizys, V. & Kuriliene, G. 1981, *Ap&SS*, 80, 353
- Taranova, O. G. & Shenavrin, V. I. 2001, *Astronomy Letters*, 27, 338
- Tomov, T., Kolev, D., Georgiev, L., et al. 1990, *Nature*, 346, 637
- Tomov, T., Kolev, D. Ivanov, M., Antov, A., Jones, A. et al. 1996, *A&AS*, 116, 1
- Tomov N. A., Tomova M. T., Bisikalo D. V., 2013, *AIP Conf.*, 1551, 30
- Wiecek, M., Mikolajewski, M., Tomov, T., Cikala, M., Galan, C., Majcher, A., Swierczynski, E., Wychudzki, P., Rozanski, P., Frackowiak, S., Janowski, J. L., Graczyk, D., 2010, *arXiv1003.0608*
- Worters, H. L., Eyres, S. P. S., Bromage, G. E., & Osborne, J. P. 2007, *MNRAS*, 379, 1557
- Zamanov, R. K., Zamanova, V. I., 1997, *IBVS*, 4461, 1
- Zamanov, R., Gomboc, A., Bode, M. F., Porter, J. M., & Tomov, N. A. 2005, *PASP*, 117, 268
- Zamanov, R., Panov, K., Boer, M., & Le Coroller, H. 2006, *The Astronomer's Telegram*, 832, 1
- Zamanov, R., Boeva, S., Nikolov, Y. M. et al. 2017, *AN*, 338, 680
- Zamanov, R. K., Boeva, S., Latev, G. Y., et al. 2018, *MNRAS*, 480, 1363
- Zamanov, R. K., Boeva, S., Stoyanov, K. A., et al. 2020, *Astronomische Nachrichten*, 341, 430