

Longitudinal Mediation Analysis with Latent Growth Curves

Adam J. Sullivan, Douglas D. Gunzler, Nathan Morris, Tyler J. VanderWeele

Abstract. The paper considers mediation analysis with longitudinal data under latent growth curve models within a counterfactual framework. Estimators and their standard errors are derived for natural direct and indirect effects when the mediator, the outcome, and possibly also the exposure can be modeled by an underlying latent variable giving rise to a growth curve. Settings are also considered in which the exposure is instead fixed at a single point in time.

1 Introduction

There is a large body of published literature on mediation analysis [1–9]. Almost all of this literature has considered mediation analysis for a single exposure, a single mediator and a single outcome all at one point in time. However in many studies longitudinal data is available and often not used. Instead empirical analysis often rely on the cross sectional models which do not allow for exploiting the temporal sequence of these variables. In addition, it has been shown that cross-sectional mediation analysis typically generates substantially biased estimates of longitudinal parameters even under the ideal conditions when mediation is complete [10]. The use of longitudinal models would allow for less bias and stronger claims of causality.

In the literature there are three main types of longitudinal models currently in use. The models are the autoregressive model [11, 12], latent growth curve models [13–18] and latent difference score models [19–21]. In this paper the focus is on advancing the methodology of mediation with latent growth curve models. We make three major contributions to the literature. We put the models into a formal causal framework so that they may be accurately used to make causal inferences. We then clarify the assumptions needed in order to make causal inferences. Finally we extend existing methodology to allow for interaction to be assessed with these models.

We first consider a latent growth curve model with binary treatment/exposure. With this model we consider the assumptions needed for identifiability of the direct and indirect effects. We define the direct and indirect effects, using counterfactuals, in the presence of interaction. We then consider the scenario where there is a longitudinal treatment/exposure. We consider the assumptions needed for identification and define the direct and indirect effects using counterfactuals which allows for the presence of interaction. We finish this paper with an data analysis example.

2 Definition of Model

When there is repeated measures data for the mediator and outcome, mediation models can be fit using latent growth curve (LGC) modeling [13–18]. We use the parallel process model as shown by MacKinnon [18] in which separate growth curves are specified for the mediator and outcome. The treatment/exposure can also have a specified growth curve, or as with a randomized trial, it can be binary. With these growth models there are latent factors included. The first of these factors is the intercept or average baseline of the subjects at the first measurement occasion. The second factor is the slope or the trajectory of the growth after the first measurement occasion. When using these models in the mediation setting we examine the mediating relationships of these latent factors among the growth models.

We begin with Model 1 shown in Figure 1. We have a binary treatment, X_i ; longitudinal mediator, M_1, M_2 and M_3 ; and a longitudinal outcome, Y_1, Y_2 and Y_3 . With this model X_i affects both the intercept and slope of the mediator and outcome growth models. The intercept and the slope of the mediator growth model also both effect the intercept and the slope of the outcome growth model.

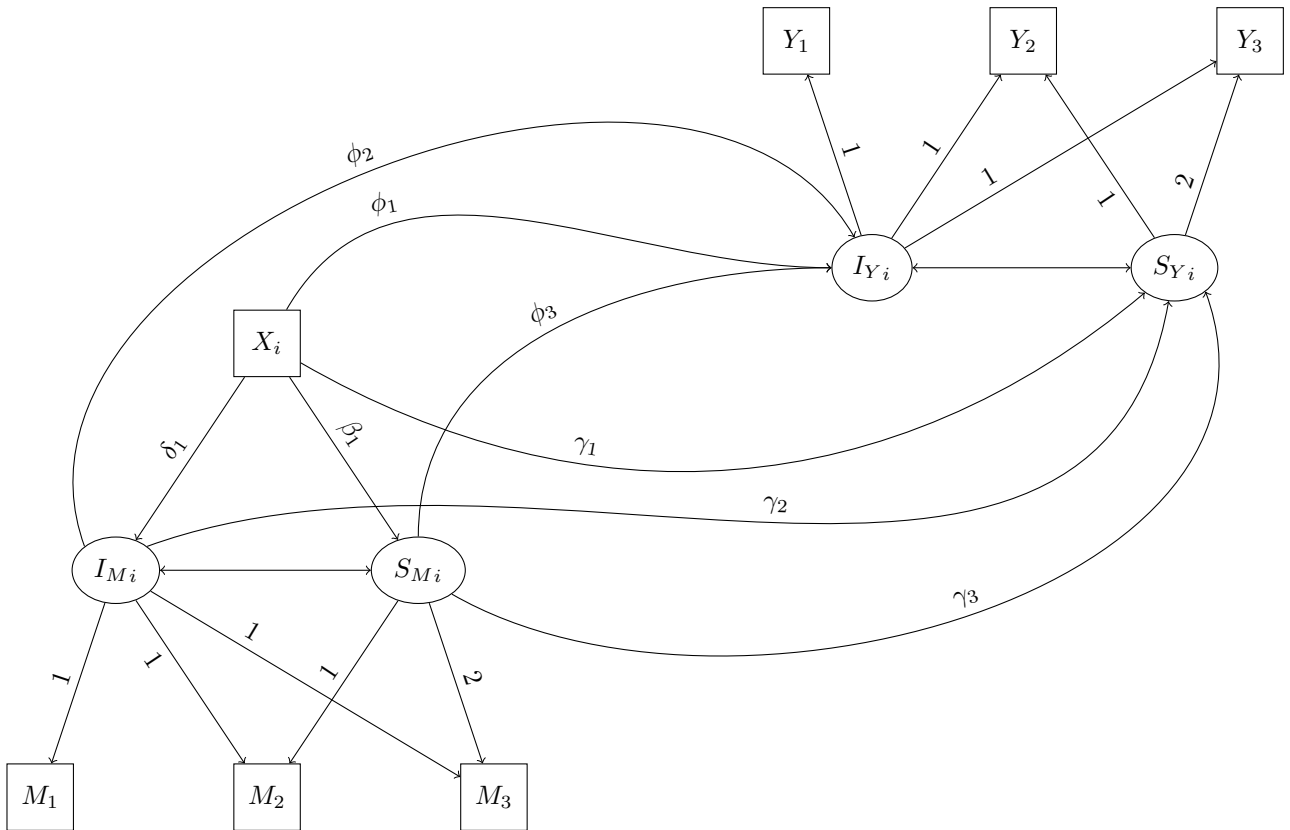


Figure 1: Model 1: Without Interaction, covariates C left out for simplicity

More formally, equations (1) - (6) below specify the relationships shown in Figure 1 with $1, \dots, t$ measurement occasions. We have the following growth curve for the mediator:

$$M_{it} = I_{M_i} + S_{M_i}t + \varepsilon_{M_{it}} \quad (1)$$

$$I_{M_i} = \delta_0 + \delta_1 X_i + \delta_2' C + \nu_{I_{M_i}} \quad (2)$$

$$S_{M_i} = \beta_0 + \beta_1 X_i + \beta_2' C + \nu_{S_{M_i}} \quad (3)$$

and the following growth curve for the outcome:

$$Y_{it} = I_{Y_i} + S_{Y_i}t + \varepsilon_{Y_{it}} \quad (4)$$

$$I_{Y_i} = \phi_0 + \phi_1 X_i + \phi_2 I_{M_i} + \phi_3 S_{M_i} + \phi_4 X_i I_{M_i} + \phi_5 X_i S_{M_i} + \phi_6' C + \nu_{I_{Y_i}} \quad (5)$$

$$S_{Y_i} = \gamma_0 + \gamma_1 X_i + \gamma_2 I_{M_i} + \gamma_3 S_{M_i} + \gamma_4 X_i I_{M_i} + \gamma_5 X_i S_{M_i} + \gamma_6' C + \nu_{S_{Y_i}} \quad (6)$$

Where $\mathbb{E}[\varepsilon_{M_{it}}] = \mathbb{E}[\varepsilon_{Y_{it}}] = \mathbb{E}[\nu_{I_{M_i}}] = \mathbb{E}[\nu_{S_{M_i}}] = \mathbb{E}[\nu_{I_{Y_i}}] = \mathbb{E}[\nu_{S_{Y_i}}] = 0$ and where $\varepsilon_{M_{it}}, \varepsilon_{Y_{it}}, (\nu_{I_{M_i}}, \nu_{S_{M_i}})$ and $(\nu_{I_{Y_i}}, \nu_{S_{Y_i}})$ are mutually independent and where C denotes baseline covariates which, as discussed below we select to represent the set of exposure-mediator, exposure-outcome and mediator-outcome confounders.

Equations 1 and 4 specify the growth models for individual i 's mediator and outcome data respectively at time t . Both include an intercept, slope and error component. Equations 2-3 and 5-6 specify the intercept and slope functions for the mediator and outcome models respectively. Note that equations 5 and 6 allow for treatment/exposure-mediator interaction. In the absence interaction we specify $\phi_4 = \phi_5 = \gamma_4 = \gamma_5 = 0$.

We use counterfactual notation $I_{Y_{xm_1m_2}}, S_{Y_{xm_1m_2}}, I_{M_x}$ and S_{M_x} , where $I_{Y_{xm_1m_2}}$ denotes the value of the intercept model for Y if we were to set $X = x, I_M = m_1$ and $S_M = m_2$; $S_{Y_{xm_1m_2}}$ denotes the value of the slope model for Y if we were to set $X = x, I_M = m_1$ and $S_M = m_2$; I_{M_x} denotes the value of the intercept model for M if we were to set $X = x$ and S_{M_x} denotes the value of the slope model for M if we were to set $X = x$. We use $Y_{xm_1m_2}$ to denote the counterfactual outcome Y if we were to set $X = x, I_M = m_1$ and $S_M = m_2$. The natural direct effect for two values of the exposure, x and x^* , is defined as $\mathbb{E}[Y_{xI_{Mx^*}S_{Mx^*}} - Y_{x^*I_{Mx^*}S_{Mx^*}}]$ and expresses how much the intercept and slope of the outcome process would change on average if the treatment/exposure were changed from

level $x^* = 0$ to $x = 1$ but for each individual the intercept and slope of the mediator process is kept at the level it would have taken under the absence of the treatment/exposure. The natural indirect effect for two values of the exposure, x and x^* , is defined as $\mathbb{E}[Y_{xI_{M_x}S_{M_x}} - Y_{xI_{M_{x^*}}S_{M_{x^*}}}]$ and expresses how much the intercept and slope of the outcome process would change on average if the treatment/exposure was controlled at level $x = 1$ but the intercept and slope of the mediator process were changed from the level they would take if the treatment/exposure was changed from $x^* = 0$ to $x = 1$. We let $A \perp\!\!\!\perp B|C$ denote that A is independent of B conditional on C . We show below that the natural direct and indirect effects are identified if:

$$I_{Y I_M S_M}, S_{Y I_M S_M} \perp\!\!\!\perp X|C \text{ (no unmeasured confounding for the exposure-outcome relationship)} \quad (C1)$$

$$I_{Y I_M S_M}, S_{Y I_M S_M} \perp\!\!\!\perp I_M, S_M|X, C \text{ (no unmeasured confounding for the mediator-outcome relationship)} \quad (C2)$$

$$I_{M_x}, S_{M_x} \perp\!\!\!\perp X|C \text{ (no unmeasured confounding for the exposure-mediator relationship)} \quad (C3)$$

$$I_{Y m_1, m_2}, S_{Y m_1, m_2} \perp\!\!\!\perp I_{M_{x^*}}, S_{M_{x^*}}|C \text{ (no mediator-outcome confounders which are affected by the exposure)} \quad (C4)$$

Proposition: For any function u if (C1) - (C4) hold then

$$\mathbb{E}[u(I_{Y x I_{M_{x^*}} S_{M_{x^*}}}, S_{Y x I_{M_{x^*}} S_{M_{x^*}}})] = \sum_{c, m_1, m_2} \mathbb{E}[u(I_Y, S_Y)|x, m_1, m_2, c] \Pr(m_1, m_2|x^*, c) \Pr(c)$$

Proof:

$$\begin{aligned}
\mathbb{E} [u (I_{YxI_{Mx^*}S_{Mx^*}}, S_{YxI_{Mx^*}S_{Mx^*}})] &= \sum_c \mathbb{E} [u (I_{YxI_{Mx^*}S_{Mx^*}}, S_{YxI_{Mx^*}S_{Mx^*}}) | C = c] \Pr(C = c) \quad (\text{Iterated Expectations}) \\
&= \sum_{c, m_1, m_2} \mathbb{E} [u (I_{Yx m_1 m_2}, S_{Yx m_1 m_2}) | C = c, I_{Mx^*} = m_1, S_{Mx^*} = m_2] \Pr (I_{Mx^*} = m_1, S_{Mx^*} = m_2 | C = c) \Pr(C = c) \\
&\hspace{25em} (\text{Iterated Expectations}) \\
&= \sum_{c, m_1, m_2} \mathbb{E} [u (I_{Yx m_1 m_2}, S_{Yx m_1 m_2}) | C = c] \Pr (I_{Mx^*} = m_1, S_{Mx^*} = m_2 | X = x^*, C = c) \Pr(C = c) \quad (\text{C4 \& C3}) \\
&= \sum_{c, m_1, m_2} \mathbb{E} [u (I_{Yx m_1 m_2}, S_{Yx m_1 m_2}) | X = x, C = c] \Pr (I_M = m_1, S_M = m_2 | X = x^*, C = c) \Pr(C = c) \quad (\text{C1 \& consistency}) \\
&= \sum_{c, m_1, m_2} \mathbb{E} [u (I_{Yx m_1 m_2}, S_{Yx m_1 m_2}) | X = x, I_M = m_1, S_M = m_2, C = c] \Pr (I_M = m_1, S_M = m_2 | X = x^*, C = c) \Pr(C = c) \\
&\hspace{25em} (\text{C2}) \\
&= \sum_{c, m_1, m_2} \mathbb{E} [u (I_Y, S_Y) | X = x, I_M = m_1, S_M = m_2, C = c] \Pr (I_M = m_1, S_M = m_2 | X = x^*, C = c) \Pr(C = c) \\
&\hspace{25em} (\text{consistency}) \\
&= \sum_{c, m_1, m_2} \mathbb{E} [u (I_Y, S_Y) | x, m_1, m_2, c] \Pr (m_1, m_2 | x^*, c) \Pr(c)
\end{aligned}$$

This completes the proof.

Then if we replace x with x^* we get:

$$\mathbb{E} [u (I_{Yx^*I_{Mx^*}S_{Mx^*}}, S_{Yx^*I_{Mx^*}S_{Mx^*}})] = \sum_{c, m_1, m_2} \mathbb{E} [S_Y | x^*, m_1, m_2, c] \Pr (m_1, m_2 | x^*, c) \Pr(c)$$

from this it follows with $u(I_Y, S_Y) = I_Y + S_Y t + \varepsilon_Y$ that the average natural direct effect is given by:

$$\begin{aligned}
&\mathbb{E} [u (I_{YxI_{Mx^*}S_{Mx^*}}, S_{YxI_{Mx^*}S_{Mx^*}}) - u (I_{Yx^*I_{Mx^*}S_{Mx^*}}, S_{Yx^*I_{Mx^*}S_{Mx^*}})] \\
&= \sum_{c, m_1, m_2} \{ \mathbb{E} [u (I_Y, S_Y) | x, m_1, m_2, c] - \mathbb{E} [u (I_Y, S_Y) | x^*, m_1, m_2, c] \} \Pr (m_1, m_2 | x^*, c) \Pr(c)
\end{aligned}$$

If we replace x^* with x we would get:

$$\mathbb{E} [u (I_{YxI_{Mx}S_{Mx}}, S_{YxI_{Mx}S_{Mx}})] = \sum_{c, m_1, m_2} \mathbb{E} [u (I_Y, S_Y) | x, m_1, m_2, c] \Pr (m_1, m_2 | x, c) \Pr(c)$$

from this it follows with $u(I_Y, S_Y) = I_Y + S_Y t + \epsilon_Y$ that the natural indirect effect is given by:

$$\begin{aligned} & \mathbb{E} [u(I_{Y_{xI_{M_x}S_{M_x}}}, S_{Y_{xI_{M_x}S_{M_x}}}) - u(I_{Y_{xI_{M_{x^*}}S_{M_{x^*}}}}, S_{Y_{xI_{M_{x^*}}S_{M_{x^*}}}})] \\ &= \sum_{c, m_1, m_2} \mathbb{E} [u(I_Y, S_Y) | x, m_1, m_2, c] \{ \Pr(m_1, m_2 | x, c) - \Pr(m_1, m_2 | x^*, c) \} \Pr(c) \\ &= \sum_{c, m_1, m_2} \mathbb{E} [u(I_Y, S_Y) | x, m_1, m_2, c] \Pr(m_1, m_2 | x, c) \Pr(c) - \mathbb{E} [u(I_Y, S_Y) | x, m_1, m_2, c] \Pr(m_1, m_2 | x^*, c) \Pr(c) \end{aligned}$$

With the model shown in Figure 1 we have that $Y = u(I_Y, S_Y) = I_Y + S_Y t + \epsilon_Y$. Thus given (5) and (6) we have

$$\begin{aligned} \mathbb{E} [u(I_Y, S_Y) | x, m_1, m_2, c] &= \phi_0 + \phi_1 x + \phi_2 m_1 + \phi_3 m_2 + \phi_4 x m_1 + \phi_5 x m_2 + \phi'_6 c \\ &\quad + (\gamma_0 + \gamma_1 x + \gamma_2 m_1 + \gamma_3 m_2 + \gamma_4 x m_1 + \gamma_5 x m_2 + \gamma'_6 c) t \end{aligned} \quad (7)$$

and

$$\begin{aligned} \mathbb{E} [u(I_Y, S_Y) | x^*, m_1, m_2, c] &= \phi_0 + \phi_1 x^* + \phi_2 m_1 + \phi_3 m_2 + \phi_4 x^* m_1 + \phi_5 x^* m_2 + \phi'_6 c \\ &\quad + (\gamma_0 + \gamma_1 x^* + \gamma_2 m_1 + \gamma_3 m_2 + \gamma_4 x^* m_1 + \gamma_5 x^* m_2 + \gamma'_6 c) t \end{aligned} \quad (8)$$

Therefore the average natural direct effect is

$$\begin{aligned} & \sum_{c, m_1, m_2} \{ (\phi_1 + \phi_4 m_1 + \phi_5 m_2 + \gamma_1 t + \gamma_4 m_1 t + \gamma_5 m_2 t)(x - x^*) \} \Pr(m_1, m_2 | x^*, c) \Pr(c) \\ &= (\phi_1 + \phi_4 \mathbb{E}[M_1 | x^*, c] + \phi_5 \mathbb{E}[M_2 | x^*, c] + \gamma_1 t + \gamma_4 \mathbb{E}[M_1 | x^*, c] t + \gamma_5 \mathbb{E}[M_2 | x^*, c] t)(x - x^*) \\ &= (\phi_1 + \phi_4(\delta_0 + \delta_1 x^* + \delta'_3 c) + \phi_5(\beta_0 + \beta_1 x^* + \beta'_3 c) + \gamma_1 t + \gamma_4(\delta_0 + \delta_1 x^* + \delta'_2 c) t + \gamma_5(\beta_0 + \beta_1 x^* + \beta'_2 c) t)(x - x^*) \end{aligned}$$

Given (2), (3), (5) and (6) we have

$$\begin{aligned} \mathbb{E} [u(I_{Y_{xI_{M_x}S_{M_x}}}, S_{Y_{xI_{M_x}S_{M_x}}})] &= (\phi_2 + \gamma_2 t) \delta_0 + (\phi_3 + \gamma_3 t) \beta_0 + \phi_0 + \gamma_0 t \\ &\quad + (\phi_1 + \gamma_1 t + (\phi_2 + \gamma_2 t) \delta_1 + (\phi_3 + \gamma_3 t) \beta_1 + (\phi_4 + \gamma_4 t)(\delta_0 + \delta'_2 c) + (\phi_5 + \gamma_5 t)(\beta_0 + \beta'_2 c)) x \\ &\quad + ((\phi_4 + \gamma_4 t) \delta_1 + (\phi_5 + \gamma_5 t) \beta_1) x^2 + (\phi'_6 + \gamma'_6 t + (\phi_2 + \gamma_2 t) \delta'_2 + (\phi_3 + \gamma_3 t) \beta'_2) c \end{aligned}$$

$$\begin{aligned}
\mathbb{E} [u (I_{Y x I_{M x^*} S_{M x^*}}, S_{Y x I_{M x^*} S_{M x^*}})] &= (\phi_2 + \gamma_2 t) \delta_0 + (\phi_3 + \gamma_3 t) \beta_0 + \phi_0 + \gamma_0 t \\
&+ (\phi_1 + \gamma_1 t + (\phi_4 + \gamma_4 t) (\delta_0 + \delta'_2 c) + (\phi_5 + \gamma_5 t) (\beta_0 + \beta'_2 c)) x + ((\phi_2 + \gamma_2 t) \delta_1 + (\phi_3 + \gamma_3 t) \beta_1) x^* \\
&+ ((\phi_4 + \gamma_4 t) \delta_1 + (\phi_5 + \gamma_5 t) \beta_1) x x^* + (\phi'_6 + \gamma'_6 t + (\phi_2 + \gamma_2 t) \delta'_2 + (\phi_3 + \gamma_3 t) \beta'_2) c
\end{aligned}$$

Therefore the average natural indirect effect is

$$\begin{aligned}
&\sum_{c, m_1, m_2} \mathbb{E} [u (I_Y, S_Y) | x, m_1, m_2, c] \Pr (m_1, m_2 | x, c) \Pr (c) - \mathbb{E} [u (I_Y, S_Y) | x, m_1, m_2, c] \Pr (m_1, m_2 | x^*, c) \Pr (c) \\
&= (\phi_1 + \gamma_1 t + (\phi_2 + \gamma_2 t) \delta_1 + (\phi_3 + \gamma_3 t) \beta_1 + (\phi_4 + \gamma_4 t) (\delta_0 + \delta'_2 c) + (\phi_5 + \gamma_5 t) (\beta_0 + \beta'_2 c)) x \\
&\quad + ((\phi_4 + \gamma_4 t) \delta_1 + (\phi_5 + \gamma_5 t) \beta_1) x^2 - ((\phi_4 + \gamma_4 t) \delta_1 + (\phi_5 + \gamma_5 t) \beta_1) x x^* \\
&\quad - (\phi_1 + \gamma_1 t + (\phi_4 + \gamma_4 t) (\delta_0 + \delta'_2 c) + (\phi_5 + \gamma_5 t) (\beta_0 + \beta'_2 c)) x - ((\phi_2 + \gamma_2 t) \delta_1 + (\phi_3 + \gamma_3 t) \beta_1) x^* \\
&= ((\phi_2 + \gamma_2 t) \delta_1 + (\phi_3 + \gamma_3 t) \beta_1) (x - x^*) + ((\phi_4 + \gamma_4 t) \delta_1 + (\phi_5 + \gamma_5 t) \beta_1) (x^2 - x x^*)
\end{aligned}$$

As discussed previously in the absence of interaction we specify $\phi_4 = \phi_5 = \gamma_4 = \gamma_5 = 0$. This leads to the following direct effect:

$$\begin{aligned}
&\sum_{c, m_1, m_2} \{(\phi_1 + \phi_4 m_1 + \phi_5 m_2 + \gamma_1 t + \gamma_4 m_1 t + \gamma_5 m_2 t) (x - x^*)\} \Pr (m_1, m_2 | x^*, c) \Pr (c) \\
&= (\phi_1 + \gamma_1 t) (x - x^*)
\end{aligned}$$

and the following indirect effect:

$$\begin{aligned}
&\sum_{c, m_1, m_2} \mathbb{E} [u (I_Y, S_Y) | x, m_1, m_2, c] \Pr (m_1, m_2 | x, c) \Pr (c) - \mathbb{E} [u (I_Y, S_Y) | x, m_1, m_2, c] \Pr (m_1, m_2 | x^*, c) \Pr (c) \\
&= ((\phi_2 + \gamma_2 t) \delta_1 + (\phi_3 + \gamma_3 t) \beta_1) (x - x^*)
\end{aligned}$$

The equations modeled here differ from that of the ones presented by MacKinnon [18] in that the intercept of the outcome is not a cause of the slope of the mediator. This follows because if I_Y affected S_M then confounding assumption (C4) would be violated because I_Y would be a mediator-outcome confounder (i.e. a common cause of S_M and Y) that was itself affected by the exposure. These equations here unlike those of MacKinnon also allow for exposure/treatment-mediator interaction.

3 Model with Growth Curve for Treatment/Exposure

In Section 2 the models were developed under the assumption of a binary treatment/exposure. This is often the case in randomized trials. In this section we consider the model displayed in Figure 2. This model allows for the treatment/exposure to change with time and fits a growth curve for this as well.

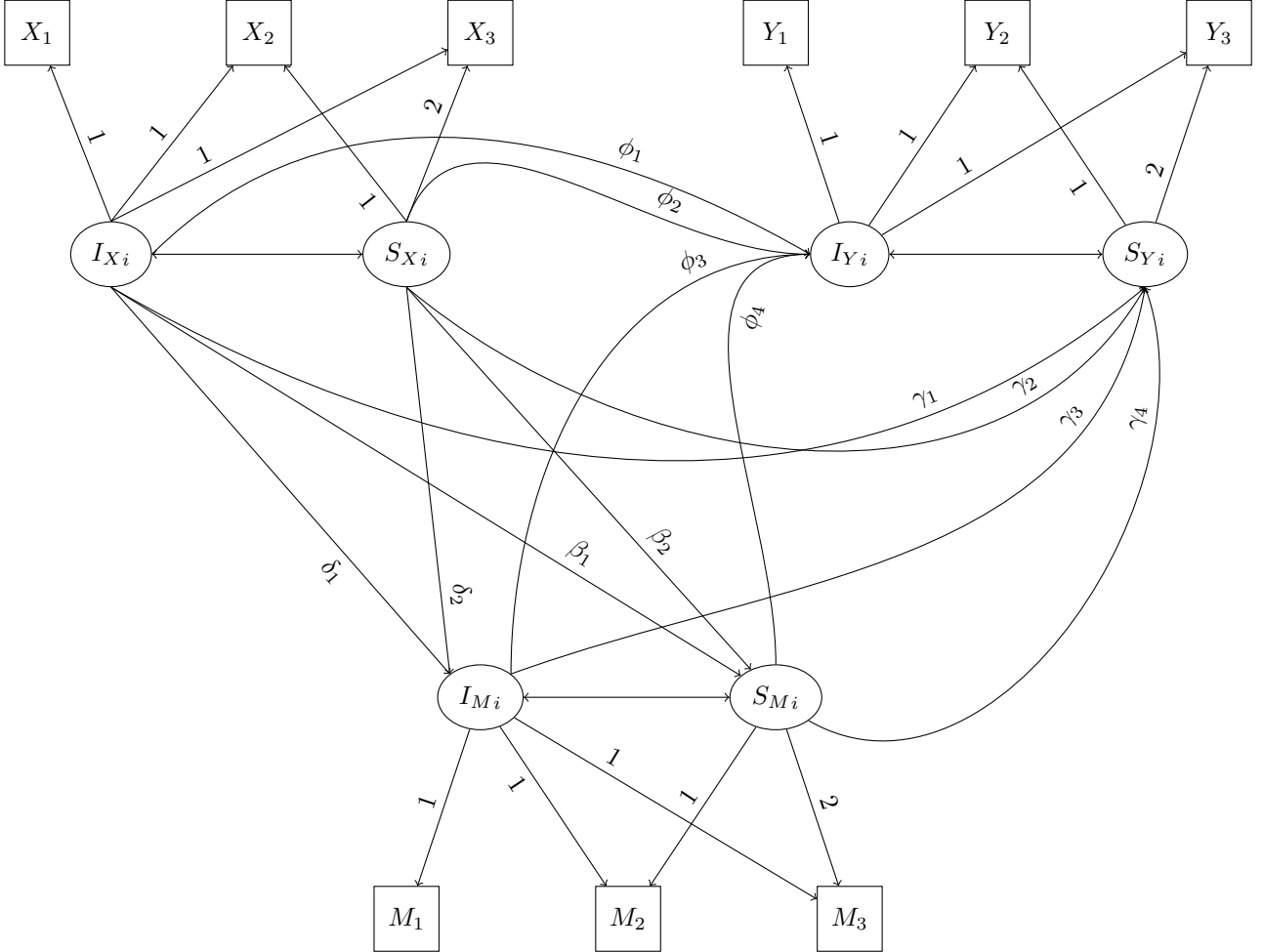


Figure 2: Model 2: Without Interaction, covariates C left out for simplicity

More formally, equations (9) - (17) specify the relationships shown in Figure 2 with $1, \dots, t$ measurement occasions. We have the following growth curve for the treatment/exposure:

$$X_{it} = I_{X_i} + S_{X_i}t + \varepsilon_{X_{it}} \quad (9)$$

$$I_{X_i} = \rho_0 + \nu_{I_{X_i}} \quad (10)$$

$$S_{X_i} = \lambda_0 + \nu_{S_{X_i}} \quad (11)$$

the following growth curve for the mediator:

$$M_{it} = I_{M_i} + S_{M_i}t + \varepsilon_{M_{it}} \quad (12)$$

$$I_{M_i} = \delta_0 + \delta_1 I_{X_i} + \delta_2 S_{X_i} + \delta_3' C + \nu_{I_{M_i}} \quad (13)$$

$$S_{M_i} = \beta_0 + \beta_1 I_{X_i} + \beta_2 S_{X_i} + \beta_3' C + \nu_{I_{M_i}} \quad (14)$$

and the following growth curve for the outcome:

$$Y_{it} = I_{Y_i} + S_{Y_i} t + \varepsilon_{Y_{it}} \quad (15)$$

$$I_{Y_i} = \phi_0 + \phi_1 I_{X_i} + \phi_2 S_{X_i} + \phi_3 I_{M_i} + \phi_4 S_{M_i} + \phi_5 I_{X_i} I_{M_i} + \phi_6 I_{X_i} S_{M_i} + \phi_7 S_{X_i} I_{M_i} + \phi_8 S_{X_i} S_{M_i} + \phi_9' C + \nu_{I_{Y_i}} \quad (16)$$

$$S_{Y_i} = \gamma_0 + \gamma_1 I_{X_i} + \gamma_2 S_{X_i} + \gamma_3 I_{M_i} + \gamma_4 S_{M_i} + \gamma_5 I_{X_i} I_{M_i} + \gamma_6 I_{X_i} S_{M_i} + \gamma_7 S_{X_i} I_{M_i} + \gamma_8 S_{X_i} S_{M_i} + \gamma_9' C + \nu_{S_{Y_i}} \quad (17)$$

Where $\mathbb{E}[\varepsilon_{X_{it}}] = \mathbb{E}[\varepsilon_{M_{it}}] = \mathbb{E}[\varepsilon_{Y_{it}}] = \mathbb{E}[\nu_{I_{X_i}}] = \mathbb{E}[\nu_{S_{X_i}}] = \mathbb{E}[\nu_{I_{M_i}}] = \mathbb{E}[\nu_{S_{M_i}}] = \mathbb{E}[\nu_{I_{Y_i}}] = \mathbb{E}[\nu_{S_{Y_i}}] = 0$ and where $\varepsilon_{X_{it}}, \varepsilon_{M_{it}}, \varepsilon_{Y_{it}}, (\nu_{I_{X_i}}, \nu_{S_{X_i}}), (\nu_{I_{M_i}}, \nu_{S_{M_i}})$ and $(\nu_{I_{Y_i}}, \nu_{S_{Y_i}})$ are mutually independent and where C denotes baseline covariates which as discussed below we select to represent exposure-mediator, exposure-outcome and mediator-outcome confounders.

Equations 9, 12 and 15 specify the growth model for individual i 's treatment/exposure, mediator and outcome respectively. Equations 10-11, 13-14 and 16-17 specify the intercept and slope for the exposure, mediator and outcome respectively. Note that equations 16 and 17 allow for exposure-mediator interaction. In the absence of interaction we specify $\phi_5 = \phi_6 = \phi_7 = \phi_8 = \gamma_5 = \gamma_6 = \gamma_7 = \gamma_8 = 0$.

We use counterfactual notation $I_{Y_{x_1 x_2 m_1 m_2}}, S_{Y_{x_1 x_2 m_1 m_2}}, I_{M_{x_1 x_2}}$ and $S_{M_{x_1 x_2}}$, where $I_{Y_{x_1 x_2 m_1 m_2}}$ denotes the value of the intercept model for Y if we were to set $I_X = x_1, S_X = x_2, I_M = m_1$ and $S_M = m_2$; $S_{Y_{x_1 x_2 m_1 m_2}}$ denotes the value of the slope model for Y if we were to set $I_X = x_1, S_X = x_2, I_M = m_1$ and $S_M = m_2$; $I_{M_{x_1 x_2}}$ denotes the value of the intercept model for M if we were to set $I_X = x_1$ and $S_X = x_2$ and $S_{M_{x_1 x_2}}$ denotes the value of the slope model for M if we were to set $X = x$. We use $Y_{x_1 x_2 m_1 m_2}$ to denote the counterfactual outcome Y if we were to set $I_X = x_1, S_X = x_2, I_M = m_1$ and $S_M = m_2$. The natural direct effect for two values of the intercept function of the treatment/exposure x_1 and x_1^* and for two values of the slope function of the treatment/exposure x_2 and x_2^* , is defined as $\mathbb{E} \left[Y_{x_1 x_2 I_{M_{x_1^* x_2^*}} S_{M_{x_1^* x_2^*}}} - Y_{x_1^* x_2^* I_{M_{x_1 x_2}} S_{M_{x_1 x_2}}} \right]$ and expresses how much the intercept and slope of the outcome process would change on average if the intercept and slope functions of the treatment/exposure were changed from levels $x_1^* = x_2^* = 0$ to $x_1 = a_1$ and $x_2 = a_2$ but for each individual the intercept and slope of the mediator process is kept at the level it would have taken under the absence of the treatment/exposure. The natural indirect effect for two values of the intercept function of the treatment/exposure x_1 and x_1^* and for two values of the slope function of the treatment/exposure x_2 and x_2^* , is defined as $\mathbb{E} \left[Y_{x_1 x_2 I_{M_{x_1 x_2}} S_{M_{x_1 x_2}}} - Y_{x_1 x_2 I_{M_{x_1^* x_2^*}} S_{M_{x_1^* x_2^*}}} \right]$ and expresses how much the intercept and slope of the outcome process would change on average if the if the intercept and slope functions of the treatment/exposure were controlled at levels $x_1 = a_1$ and $x_2 = a_2$ but the intercept and slope of the mediator process were changed from the level they would take if the if the intercept and slope functions of the treatment/exposure

functions were changed from $x_1^* = x_2^* = 0$ to $x_1 = a_1$ and $x_2 = a_2$. We show below that the natural direct and indirect effects are identified if:

$$I_{Y I_M S_M}, S_{Y I_M S_M} \perp\!\!\!\perp I_X, S_X | C \quad (\text{no unmeasured confounding for the exposure-outcome relationship}) \quad (\text{C5})$$

$$I_{Y I_M S_M}, S_{Y I_M S_M} \perp\!\!\!\perp I_M, S_M | I_X, S_X, C \quad (\text{no unmeasured confounding for the mediator-outcome relationship}) \quad (\text{C6})$$

$$I_{M x_1 x_2}, S_{M x_1 x_2} \perp\!\!\!\perp I_X, S_X | C \quad (\text{no unmeasured confounding for the exposure-mediator relationship}) \quad (\text{C7})$$

$$I_{Y m_1, m_2}, S_{Y m_1, m_2} \perp\!\!\!\perp I_{M x_1^* x_2^*}, S_{M x_1^* x_2^*} | C \quad (\text{no mediator-outcome confounders which are affected by the exposure}) \quad (\text{C8})$$

Proposition: For any function u if (C5) - (C8) hold then

$$\mathbb{E} \left[u \left(I_{Y x_1 x_2 I_M x_1^* x_2^* S_M x_1^* x_2^*}, S_{Y x_1 x_2 I_M x_1^* x_2^* S_M x_1^* x_2^*} \right) \right] = \sum_{c, m_1, m_2} \mathbb{E} [u(I_Y, S_Y) | x_1, x_2, m_1, m_2, c] \Pr(m_1, m_2 | x_1^*, x_2^*, c) \Pr(c)$$

Proof:

$$\begin{aligned}
& \mathbb{E} \left[u \left(I_{Y_{x_1 x_2} I_{M_{x_1^* x_2^*} S_{M_{x_1^* x_2^*}}} S_{M_{x_1^* x_2^*}}, S_{Y_{x_1 x_2} I_{M_{x_1^* x_2^*} S_{M_{x_1^* x_2^*}}} S_{M_{x_1^* x_2^*}}} \right) \right] \\
&= \sum_c \mathbb{E} \left[u \left(I_{Y_{x_1 x_2} I_{M_{x_1^* x_2^*} S_{M_{x_1^* x_2^*}}} S_{M_{x_1^* x_2^*}}, S_{Y_{x_1 x_2} I_{M_{x_1^* x_2^*} S_{M_{x_1^* x_2^*}}} S_{M_{x_1^* x_2^*}}} \right) | C = c \right] \Pr(C = c) \quad (\text{Iterated Expectations}) \\
&= \sum_{c, m_1, m_2} \mathbb{E} \left[u \left(I_{Y_{x_1 x_2} m_1 m_2}, S_{Y_{x_1 x_2} m_1 m_2} \right) | C = c, I_{M_{x_1^* x_2^*}} = m_1, S_{M_{x_1^* x_2^*}} = m_2 \right] \\
&\quad \times \Pr \left(I_{M_{x_1^* x_2^*}} = m_1, S_{M_{x_1^* x_2^*}} = m_2 | C = c \right) \Pr(C = c) \quad (\text{Iterated Expectations}) \\
&= \sum_{c, m_1, m_2} \mathbb{E} [u(I_{Y_{x_1 x_2} m_1 m_2}, S_{Y_{x_1 x_2} m_1 m_2}) | C = c] \Pr \left(I_{M_{x_1^* x_2^*}} = m_1, S_{M_{x_1^* x_2^*}} = m_2 | I_X = x_1^*, S_X = x_2^*, C = c \right) \Pr(C = c) \\
&\quad ((C8) \ \& \ (C7)) \\
&= \sum_{c, m_1, m_2} \mathbb{E} [u(I_{Y_{x_1 x_2} m_1 m_2}, S_{Y_{x_1 x_2} m_1 m_2}) | I_X = x_1, S_X = x_2, C = c] \\
&\quad \times \Pr(I_M = m_1, S_M = m_2 | I_X = x_1^*, S_X = x_2^*, C = c) \Pr(C = c) \quad ((C5) \ \& \ \text{consistency}) \\
&= \sum_{c, m_1, m_2} \mathbb{E} [u(I_{Y_{x_1 x_2} m_1 m_2}, S_{Y_{x_1 x_2} m_1 m_2}) | I_X = x_1, S_X = x_2, I_M = m_1, S_M = m_2, C = c] \\
&\quad \times \Pr(I_M = m_1, S_M = m_2 | I_X = x_1^*, S_X = x_2^*, C = c) \Pr(C = c) \quad ((C6)) \\
&= \sum_{c, m_1, m_2} \mathbb{E} [u(I_Y, S_Y) | I_X = x_1, S_X = x_2, I_M = m_1, S_M = m_2, C = c] \\
&\quad \times \Pr(I_M = m_1, S_M = m_2 | I_X = x_1^*, S_X = x_2^*, C = c) \Pr(C = c) \quad (\text{consistency}) \\
&= \sum_{c, m_1, m_2} \mathbb{E} [u(I_Y, S_Y) | x_1, x_2, m_1, m_2, c] \Pr(m_1, m_2 | x_1^*, x_2^*, c) \Pr(c)
\end{aligned}$$

This completes the proof.

Then if we replace x with x^* we get:

$$\mathbb{E} \left[u \left(I_{Y_{x_1^* x_2^*} I_{M_{x_1^* x_2^*} S_{M_{x_1^* x_2^*}}} S_{M_{x_1^* x_2^*}}, S_{Y_{x_1^* x_2^*} I_{M_{x_1^* x_2^*} S_{M_{x_1^* x_2^*}}} S_{M_{x_1^* x_2^*}}} \right) \right] = \sum_{c, m_1, m_2} \mathbb{E} [u(I_Y, S_Y) | x_1^*, x_2^*, m_1, m_2, c] \Pr(m_1, m_2 | x_1^*, x_2^*, c) \Pr(c)$$

from this it follows with $u(I_Y, S_Y) = I_Y + S_Y t + \varepsilon_Y$ that the average natural direct effect is given by:

$$\begin{aligned}
& \mathbb{E} \left[u \left(I_{Y_{x_1 x_2} I_{M_{x_1^* x_2^*} S_{M_{x_1^* x_2^*}}} S_{M_{x_1^* x_2^*}}, S_{Y_{x_1 x_2} I_{M_{x_1^* x_2^*} S_{M_{x_1^* x_2^*}}} S_{M_{x_1^* x_2^*}}} \right) - u \left(I_{Y_{x_1^* x_2^*} I_{M_{x_1^* x_2^*} S_{M_{x_1^* x_2^*}}} S_{M_{x_1^* x_2^*}}, S_{Y_{x_1^* x_2^*} I_{M_{x_1^* x_2^*} S_{M_{x_1^* x_2^*}}} S_{M_{x_1^* x_2^*}}} \right) \right] = \\
& \quad \sum_{c, m_1, m_2} \{ \mathbb{E} [u(I_Y, S_Y) | x_1, x_2, m_1, m_2, c] - \mathbb{E} [u(I_Y, S_Y) | x_1^*, x_2^*, m_1, m_2, c] \} \Pr(m_1, m_2 | x_1^*, x_2^*, c) \Pr(c) \quad (18)
\end{aligned}$$

If we replaced x^* with x we would get:

$$\mathbb{E} \left[u \left(I_{Y_{x_1 x_2} I_{M_{x_1 x_2} S_{M_{x_1 x_2}}} S_{M_{x_1 x_2}}}, S_{Y_{x_1 x_2} I_{M_{x_1 x_2} S_{M_{x_1 x_2}}} S_{M_{x_1 x_2}}} \right) \right] = \sum_{c, m_1, m_2} \mathbb{E} [u(I_Y, S_Y) | x_1, x_2, m_1, m_2, c] \Pr(m_1, m_2 | x_1, x_2, c) \Pr(c)$$

from this it follows with $u(I_Y, S_Y) = I_Y + S_Y t + \varepsilon_Y$ that the natural indirect effect is given by:

$$\mathbb{E} \left[u \left(I_{Y_{x_1 x_2 I_{M_{x_1 x_2} S_{M_{x_1 x_2}}}}, S_{Y_{x_1 x_2 I_{M_{x_1 x_2} S_{M_{x_1 x_2}}}}} \right) - u \left(I_{Y_{x_1 x_2 I_{M_{x_1^* x_2^*} S_{M_{x_1^* x_2^*}}}}, S_{Y_{x_1 x_2 I_{M_{x_1^* x_2^*} S_{M_{x_1^* x_2^*}}}}} \right) \right] = \sum_{c, m_1, m_2} \mathbb{E} [u(I_Y, S_Y) | x_1, x_2, m_1, m_2, c] \{ \Pr(m_1, m_2 | x_1, x_2, c) - \Pr(m_1, m_2 | x_1^*, x_2^*, c) \} \Pr(c) \quad (19)$$

With the model shown in Figure 2 we have that $Y = u(I_Y, S_Y) = I_Y + S_Y t + \varepsilon_Y$. Thus given (16) and (17) we have

$$\mathbb{E} [u(I_Y, S_Y) | x_1, x_2, m_1, m_2, c] = \phi_0 + \phi_1 x_1 + \phi_2 x_2 + \phi_3 m_1 + \phi_4 m_2 + \phi_5 x_1 m_1 + \phi_6 x_1 m_2 + \phi_7 x_2 m_1 + \phi_8 x_2 m_2 + \phi_9 c + (\gamma_0 + \gamma_1 x_1 + \gamma_2 x_2 + \gamma_3 m_1 + \gamma_4 m_2 + \gamma_5 x_1 m_1 + \gamma_6 x_1 m_2 + \gamma_7 + x_2 m_1 + \gamma_8 x_2 m_2 + \gamma_9 c) t$$

and

$$\mathbb{E} [u(I_Y, S_Y) | x_1^*, x_2^*, m_1, m_2, c] = \phi_0 + \phi_1 x_1^* + \phi_2 x_2^* + \phi_3 m_1 + \phi_4 m_2 + \phi_5 x_1^* m_1 + \phi_6 x_1^* m_2 + \phi_7 x_2^* m_1 + \phi_8 x_2^* m_2 + \phi_9 c + (\gamma_0 + \gamma_1 x_1^* + \gamma_2 x_2^* + \gamma_3 m_1 + \gamma_4 m_2 + \gamma_5 x_1^* m_1 + \gamma_6 x_1^* m_2 + \gamma_7 + x_2^* m_1 + \gamma_8 x_2^* m_2 + \gamma_9 c) t$$

Therefore the average natural direct effect is

$$\begin{aligned} & \sum_{c, m_1, m_2} \{ (\phi_1 + \gamma_1 t + (\phi_5 + \gamma_5 t) m_1 + (\phi_6 + \gamma_6 t) m_2) (x_1 - x_1^*) + (\phi_2 + \gamma_2 t + (\phi_7 + \gamma_7 t) m_1 + (\phi_8 + \gamma_8 t) m_2) (x_2 - x_2^*) \} \\ &= (\phi_1 + \gamma_1 t + (\phi_5 + \gamma_5 t) \mathbb{E}[M_1 | x_1^*, x_2^*, c] + (\phi_6 + \gamma_6 t) \mathbb{E}[M_2 | x_1^*, x_2^*, c]) (x_1 - x_1^*) + (\phi_2 + \gamma_2 t + (\phi_7 + \gamma_7 t) \mathbb{E}[M_1 | x_1^*, x_2^*, c] \\ & \quad + (\phi_8 + \gamma_8 t) \mathbb{E}[M_2 | x_1^*, x_2^*, c]) (x_2 - x_2^*) \\ &= (\phi_1 + \gamma_1 t + (\phi_5 + \gamma_5 t) (\delta_0 + \delta_1 x_1^* + \delta_2 x_2^* + \delta_3' c) + (\phi_6 + \gamma_6 t) (\beta_0 + \beta_1 x_1^* + \beta_2 x_2^* + \beta_3' c)) (x_1 - x_1^*) \\ & \quad + (\phi_2 + \gamma_2 t + (\phi_7 + \gamma_7 t) (\delta_0 + \delta_1 x_1^* + \delta_2 x_2^* + \delta_3' c) + (\phi_8 + \gamma_8 t) (\beta_0 + \beta_1 x_1^* + \beta_2 x_2^* + \beta_3' c)) (x_2 - x_2^*) \end{aligned}$$

Given (13), (14), (15) and (16) we have

$$\begin{aligned} \mathbb{E} \left[u \left(I_{Y_{x_1 x_2 I_{M_{x_1 x_2} S_{M_{x_1 x_2}}}}, S_{Y_{x_1 x_2 I_{M_{x_1 x_2} S_{M_{x_1 x_2}}}}} \right) \right] &= \phi_0 + \gamma_0 t + (\phi_1 + \gamma_1 t) x_1 + (\phi_2 + \gamma_2 t) x_2 \\ & \quad + (\phi_3 + \gamma_3 t) (\delta_0 + \delta_3' c) + (\phi_4 + \gamma_4 t) (\beta_0 + \beta_3' c) + ((\phi_5 + \gamma_5 t) (\delta_0 + \delta_3' c) + (\phi_6 + \gamma_6 t) (\beta_0 + \beta_3' c)) x_1 \\ & \quad + ((\phi_7 + \gamma_7 t) (\delta_0 + \delta_3' c) + (\phi_8 + \gamma_8 t) (\beta_0 + \beta_3' c)) x_2 + ((\phi_3 + \gamma_3 t) \delta_1 + (\phi_4 + \gamma_4 t) \beta_1) x_1 \\ & \quad + ((\phi_3 + \gamma_3 t) \delta_2 + (\phi_4 + \gamma_4 t) \beta_2) x_2 + ((\phi_5 + \gamma_5 t) \delta_1 + (\phi_6 + \gamma_6 t) \beta_1) x_1 x_1 \\ & \quad + ((\phi_5 + \gamma_5 t) \delta_2 + (\phi_6 + \gamma_6 t) \beta_2) x_1 x_2 + ((\phi_7 + \gamma_7 t) \delta_1 + (\phi_8 + \gamma_8 t) \beta_1) x_2 x_1 \\ & \quad + ((\phi_7 + \gamma_7 t) \delta_2 + (\phi_8 + \gamma_8 t) \beta_2) x_2 x_2 \end{aligned}$$

$$\begin{aligned}
\mathbb{E} \left[u \left(I_{Y_{x_1 x_2} I_{M_{x_1 x_2} S_{M_{x_1 x_2}}}, S_{Y_{x_1 x_2} I_{M_{x_1 x_2} S_{M_{x_1 x_2}}} \right) \right] &= \phi_0 + \gamma_0 t + (\phi_1 + \gamma_1 t)x_1 + (\phi_2 + \gamma_2 t)x_2 \\
&+ (\phi_3 + \gamma_3 t)(\delta_0 + \delta'_3 c) + (\phi_4 + \gamma_4 t)(\beta_0 + \beta'_3 c) + ((\phi_5 + \gamma_5 t)(\delta_0 + \delta'_3 c) + (\phi_6 + \gamma_6 t)(\beta_0 + \beta'_3 c))x_1 \\
&+ ((\phi_7 + \gamma_7 t)(\delta_0 + \delta'_3 c) + (\phi_8 + \gamma_8 t)(\beta_0 + \beta'_3 c))x_2 + ((\phi_3 + \gamma_3 t)\delta_1 + (\phi_4 + \gamma_4 t)\beta_1)x_1^* \\
&+ ((\phi_3 + \gamma_3 t)\delta_2 + (\phi_4 + \gamma_4 t)\beta_2)x_2^* + ((\phi_5 + \gamma_5 t)\delta_1 + (\phi_6 + \gamma_6 t)\beta_1)x_1 x_1^* \\
&+ ((\phi_5 + \gamma_5 t)\delta_2 + (\phi_6 + \gamma_6 t)\beta_2)x_1 x_2^* + ((\phi_7 + \gamma_7 t)\delta_1 + (\phi_8 + \gamma_8 t)\beta_1)x_2 x_1^* \\
&+ ((\phi_7 + \gamma_7 t)\delta_2 + (\phi_8 + \gamma_8 t)\beta_2)x_2 x_2^*
\end{aligned}$$

Therefore the average natural indirect effect is:

$$\begin{aligned}
&\sum_{c, m_1, m_2} \mathbb{E} [u(I_Y, S_Y) | x_1, x_2, m_1, m_2, c] \Pr(m_1, m_2 | x_1, x_2, c) \Pr(c) - \mathbb{E} [u(I_Y, S_Y) | x_1, x_2, m_1, m_2, c] \Pr(m_1, m_2 | x_1^*, x_2^*, c) \Pr(c) \\
&= ((\phi_3 + \gamma_3 t)\delta_1 + (\phi_4 + \gamma_4 t)\beta_1)x_1 + ((\phi_3 + \gamma_3 t)\delta_2 + (\phi_4 + \gamma_4 t)\beta_2)x_2 + ((\phi_5 + \gamma_5 t)\delta_1 + (\phi_6 + \gamma_6 t)\beta_1)x_1 x_1 \\
&\quad + ((\phi_5 + \gamma_5 t)\delta_2 + (\phi_6 + \gamma_6 t)\beta_2)x_1 x_2 + ((\phi_7 + \gamma_7 t)\delta_1 + (\phi_8 + \gamma_8 t)\beta_1)x_2 x_1 + ((\phi_7 + \gamma_7 t)\delta_2 + (\phi_8 + \gamma_8 t)\beta_2)x_2 x_2 \\
&\quad - ((\phi_3 + \gamma_3 t)\delta_1 + (\phi_4 + \gamma_4 t)\beta_1)x_1^* - ((\phi_3 + \gamma_3 t)\delta_2 + (\phi_4 + \gamma_4 t)\beta_2)x_2^* - ((\phi_5 + \gamma_5 t)\delta_1 + (\phi_6 + \gamma_6 t)\beta_1)x_1 x_1^* \\
&\quad - ((\phi_5 + \gamma_5 t)\delta_2 + (\phi_6 + \gamma_6 t)\beta_2)x_1 x_2^* - ((\phi_7 + \gamma_7 t)\delta_1 + (\phi_8 + \gamma_8 t)\beta_1)x_2 x_1^* - ((\phi_7 + \gamma_7 t)\delta_2 + (\phi_8 + \gamma_8 t)\beta_2)x_2 x_2^* \\
&= ((\phi_3 + \gamma_3 t)\delta_1 + (\phi_4 + \gamma_4 t)\beta_1)(x_1 - x_1^*) + ((\phi_3 + \gamma_3 t)\delta_2 + (\phi_4 + \gamma_4 t)\beta_2)(x_2 - x_2^*) \\
&\quad + ((\phi_5 + \gamma_5 t)\delta_1 + (\phi_6 + \gamma_6 t)\beta_1)(x_1 x_1 - x_1 x_1^*) + ((\phi_5 + \gamma_5 t)\delta_2 + (\phi_6 + \gamma_6 t)\beta_2)(x_1 x_2 - x_1 x_2^*) \\
&\quad + ((\phi_7 + \gamma_7 t)\delta_1 + (\phi_8 + \gamma_8 t)\beta_1)(x_2 x_1 - x_2 x_1^*) + ((\phi_7 + \gamma_7 t)\delta_2 + (\phi_8 + \gamma_8 t)\beta_2)(x_2 x_2 - x_2 x_2^*)
\end{aligned}$$

As discussed previously in the absence of interaction we specify $\phi_5 = \phi_6 = \phi_7 = \phi_8 = \gamma_5 = \gamma_6 = \gamma_7 = \gamma_8 = 0$. This leads to the following direct effect:

$$\begin{aligned}
&\sum_{c, m_1, m_2} \{(\phi_1 + \gamma_1 t)(x_1 - x_1^*) + (\phi_2 + \gamma_2 t)(x_2 - x_2^*)\} \Pr(m_1, m_2 | x^*, c) \Pr(c) \\
&= \{(\phi_1 + \gamma_1 t)(x_1 - x_1^*) + (\phi_2 + \gamma_2 t)(x_2 - x_2^*)\} \sum_{c, m_1, m_2} \Pr(m_1, m_2 | x^*, c) \Pr(c) \\
&= (\phi_1 + \gamma_1 t)(x_1 - x_1^*) + (\phi_2 + \gamma_2 t)(x_2 - x_2^*)
\end{aligned}$$

and the following indirect effect:

$$\begin{aligned} & \sum_{c, m_1, m_2} \mathbb{E}[u(I_Y, S_Y) | x_1, x_2, m_1, m_2, c] \Pr(m_1, m_2 | x_1, x_2, c) \Pr(c) - \mathbb{E}[u(I_Y, S_Y) | x_1, x_2, m_1, m_2, c] \Pr(m_1, m_2 | x_1^*, x_2^*, c) \Pr(c) \\ & = ((\phi_3 + \gamma_3 t)\delta_1 + (\phi_4 + \gamma_4 t)\beta_1)(x_1 - x_1^*) + ((\phi_3 + \gamma_3 t)\delta_2 + (\phi_4 + \gamma_4 t)\beta_2)(x_2 - x_2^*) \end{aligned}$$

4 Standard Errors of Direct and Indirect Effects

When considering the direct and indirect effects it is important to be able to test the statistical significance of these effects. Folmer[22], Sobel[23, 24], Bollen[25] and Bollen & Stine[26] suggest applying the delta method to estimate the asymptotic variances of the indirect and total effect. We suggest that the delta method is used in this case as well. In the latent growth mediation context both the direct and indirect effects are nonlinear functions of several model coefficient estimators. We then use the first order multivariate delta method in order to approximate the standard errors:

$$g(\hat{\theta}) \approx g(\theta) + \frac{\partial g(\theta)}{\partial \theta} \quad (20)$$

Considering equation 20 we see that $g(\hat{\theta})$ is approximately equal to a linear function of θ . We have from large sample theory that $g(\hat{\theta})$ is approximately normal. Given that $g(\theta)$ is a constant we have a constant plus a multiple of a normally distributed variable so in large samples $g(\hat{\theta})$ is approximately normal[26].

$$g(\theta') \sim N(g(\theta), \nabla g(\theta)' Var(\theta) \nabla g(\theta))$$

This means that we can use the normal distribution to create confidence intervals as well as perform hypothesis tests on the direct and indirect effects of models 1 and 2.

4.1 Standard Errors for Model 1

Using standard SEM software to fit model 1 results in estimates $\hat{\delta}$ of $\delta \equiv (\delta_0, \delta_1, \delta_2)'$, $\hat{\beta}$ of $\beta \equiv (\beta_0, \beta_1, \beta_2)'$, $\hat{\phi}$ of $\phi \equiv (\phi_0, \phi_1, \phi_2, \phi_3, \phi_4, \phi_5, \phi_6)'$ and $\hat{\gamma}$ of $\gamma \equiv (\gamma_0, \gamma_1, \gamma_2, \gamma_3, \gamma_4, \gamma_5, \gamma_6)'$. Using these we take

$$\theta \equiv (\delta, \beta, \phi, \gamma) \equiv (\delta_0, \delta_1, \delta_2, \beta_0, \beta_1, \beta_2, \phi_0, \phi_1, \phi_2, \phi_3, \phi_4, \phi_5, \phi_6, \gamma_0, \gamma_1, \gamma_2, \gamma_3, \gamma_4, \gamma_5, \gamma_6).$$

Given the direct effect for model 1 in Section 2 we have

$$g(\theta) = (\phi_1 + \phi_4(\delta_0 + \delta_1 x^* + \delta_2 c) + \phi_5(\beta_0 + \beta_1 x^* + \beta_2 c) + \gamma_1 t + \gamma_4(\delta_0 + \delta_1 x^* + \delta_2 c)t + \gamma_5(\beta_0 + \beta_1 x^* + \beta_2 c)t)$$

Thus we have

$$\begin{aligned} \nabla g(\theta) = & (\phi_4 + \gamma_4 t, (\phi_4 + \gamma_4 t)x^*, (\phi_4 + \gamma_4 t)c', \phi_5 + \gamma_5 t, (\phi_5 + \gamma_5 t)x^*, (\phi_5 + \gamma_5 t)c', 0, 1 \\ & , 0, 0, \delta_0 + \delta_1 x^* + \delta_2' c, \beta_0 + \beta_1 x^* + \beta_2' c, 0', 0, t, 0, 0, (\delta_0 + \delta_1 x^* + \delta_2' c)t, (\beta_0 + \beta_1 x^* + \beta_2' c)t, 0')' \end{aligned}$$

Thus $SE(g(\theta)) = \sqrt{\nabla g(\theta)' Var(\theta) \nabla g(\theta)}$. This leads to the standard error of the direct effect in model 1:

$$\sqrt{\nabla g(\theta)' Var(\theta) \nabla g(\theta)} |x - x^*|$$

Given the indirect effect for model 1 in Section 2 we have

$$g(\theta) = [(\phi_2 + \gamma_2 t)\delta_1 + (\phi_3 + \gamma_3 t)\beta_1](x - x^*) + [(\phi_4 + \gamma_4 t)\delta_1 + (\phi_5 + \gamma_5 t)\beta_1](x^2 - xx^*)$$

Thus we have

$$\begin{aligned} \nabla g(\theta) = & (0, (\phi_2 + \gamma_2 t)(x - x^*) + (\phi_4 + \gamma_4 t)(x^2 - xx^*), 0', 0, (\phi_3 + \gamma_3 t)(x - x^*) + (\phi_5 + \gamma_5 t)(x^2 - xx^*), 0', 0, 0 \\ & , \delta_1(x - x^*), \beta_1(x - x^*), \delta_1(x^2 - xx^*), \beta_1(x^2 - xx^*), 0', 0, \delta_1 t(x - x^*), \beta_1 t(x - x^*), \delta_1 t(x^2 - xx^*), \beta_1 t(x^2 - xx^*), 0') \end{aligned}$$

Thus the standard error of the indirect effect in model 1:

$$\sqrt{\nabla g(\theta)' Var(\theta) \nabla g(\theta)}$$

4.2 Standard Errors for Model 2

Using standard SEM software to fit model 2 results in estimates $\hat{\rho}_0$ of ρ_0 , $\hat{\lambda}_0$ of λ_0 , $\hat{\delta}$ of $\delta \equiv (\delta_0, \delta_1, \delta_2, \delta_3)'$, $\hat{\beta}$ of $\beta \equiv (\beta_0, \beta_1, \beta_2, \beta_3)'$, $\hat{\phi}$ of $\phi \equiv (\phi_0, \phi_1, \phi_2, \phi_3, \phi_4, \phi_5, \phi_6, \phi_7, \phi_8, \phi_9)'$ and $\hat{\gamma}$ of $\gamma \equiv (\gamma_0, \gamma_1, \gamma_2, \gamma_3, \gamma_4, \gamma_5, \gamma_6, \gamma_7, \gamma_8, \gamma_9)'$. Using these we take

$$\theta \equiv (\rho_0, \lambda_0, \delta, \beta, \phi, \gamma) \equiv (\rho_0, \lambda_0, \delta_0, \delta_1, \delta_2, \delta_3, \beta_0, \beta_1, \beta_2, \beta_3, \phi_0, \phi_1, \phi_2, \phi_3, \phi_4, \phi_5, \phi_6, \phi_7, \phi_8, \phi_9, \gamma_0, \gamma_1, \gamma_2, \gamma_3, \gamma_4, \gamma_5, \gamma_6, \gamma_7, \gamma_8, \gamma_9).$$

Given the direct effect for model 2 in Section 3 we have

$$\begin{aligned} g(\theta) = & (\phi_1 + \gamma_1 t + (\phi_5 + \gamma_5 t)(\delta_0 + \delta_1 x_1^* + \delta_2 x_2^* + \delta_3' c) + (\phi_6 + \gamma_6 t)(\beta_0 + \beta_1 x_1^* + \beta_2 x_2^* + \beta_3' c))(x_1 - x_1^*) \\ & + (\phi_2 + \gamma_2 t + (\phi_7 + \gamma_7 t)(\delta_0 + \delta_1 x_1^* + \delta_2 x_2^* + \delta_3' c) + (\phi_8 + \gamma_8 t)(\beta_0 + \beta_1 x_1^* + \beta_2 x_2^* + \beta_3' c))(x_2 - x_2^*) \end{aligned}$$

Thus we have

$$\begin{aligned}
\nabla g(\theta) = & (0, 0, (\phi_5 + \gamma_5 t)(x_1 - x_1^*) + (\phi_7 + \gamma_7 t)(x_2 - x_2^*), (\phi_5 + \gamma_5 t)x_1^*(x_1 - x_1^*) + (\phi_7 + \gamma_7 t)x_1^*(x_2 - x_2^*) \\
& , (\phi_5 + \gamma_5 t)x_2^*(x_1 - x_1^*) + (\phi_7 + \gamma_7 t)x_2^*(x_2 - x_2^*), (\phi_5 + \gamma_5 t)c'(x_1 - x_1^*) + (\phi_7 + \gamma_7 t)c'(x_2 - x_2^*) \\
& , (\phi_6 + \gamma_6 t)(x_1 - x_1^*) + (\phi_8 + \gamma_8 t)(x_2 - x_2^*), (\phi_6 + \gamma_6 t)x_1^*(x_1 - x_1^*) + (\phi_8 + \gamma_8 t)x_1^*(x_2 - x_2^*) \\
& , (\phi_6 + \gamma_6 t)x_2^*(x_1 - x_1^*) + (\phi_8 + \gamma_8 t)x_2^*(x_2 - x_2^*), (\phi_6 + \gamma_6 t)c'(x_1 - x_1^*) + (\phi_8 + \gamma_8 t)c'(x_2 - x_2^*) \\
& , 0, (x_1 - x_1^*), (x_2 - x_2^*), 0, 0, (\delta_0 + \delta_1 x_1^* + \delta_2 x_2^* + \delta_3' c)(x_1 - x_1^*), (\beta_0 + \beta_1 x_1^* + \beta_2 x_2^* + \beta_3' c)(x_1 - x_1^*) \\
& , (\delta_0 + \delta_1 x_1^* + \delta_2 x_2^* + \delta_3' c)(x_2 - x_2^*), (\beta_0 + \beta_1 x_1^* + \beta_2 x_2^* + \beta_3' c)(x_2 - x_2^*), 0', 0, (x_1 - x_1^*)t, (x_2 - x_2^*)t \\
& , 0, 0, (\delta_0 + \delta_1 x_1^* + \delta_2 x_2^* + \delta_3' c)(x_1 - x_1^*), (\beta_0 + \beta_1 x_1^* + \beta_2 x_2^* + \beta_3' c)(x_1 - x_1^*) \\
& , (\delta_0 + \delta_1 x_1^* + \delta_2 x_2^* + \delta_3' c)(x_2 - x_2^*), (\beta_0 + \beta_1 x_1^* + \beta_2 x_2^* + \beta_3' c)(x_2 - x_2^*), 0')
\end{aligned}$$

Thus the standard error of the direct effect in model 2:

$$\sqrt{\nabla g(\theta)' Var(\theta) \nabla g(\theta)}$$

Given the indirect effect for model 2 in Section 3 we have

$$\begin{aligned}
g(\theta) = & ((\phi_3 + \gamma_3 t)\delta_1 + (\phi_4 + \gamma_4 t)\beta_1)(x_1 - x_1^*) + ((\phi_3 + \gamma_3 t)\delta_2 + (\phi_4 + \gamma_4 t)\beta_2)(x_2 - x_2^*) \\
& + ((\phi_5 + \gamma_5 t)\delta_1 + (\phi_6 + \gamma_6 t)\beta_1)(x_1 x_1 - x_1 x_1^*) + ((\phi_5 + \gamma_5 t)\delta_2 + (\phi_6 + \gamma_6 t)\beta_2)(x_1 x_2 - x_1 x_2^*) \\
& + ((\phi_7 + \gamma_7 t)\delta_1 + (\phi_8 + \gamma_8 t)\beta_1)(x_2 x_1 - x_2 x_1^*) + ((\phi_7 + \gamma_7 t)\delta_2 + (\phi_8 + \gamma_8 t)\beta_2)(x_2 x_2 - x_2 x_2^*)
\end{aligned}$$

Thus we have

$$\begin{aligned}
\nabla g(\theta) = & (0, 0, 0, (\phi_3 + \gamma_3 t)(x_1 - x_1^*) + (\phi_5 + \gamma_5 t)(x_1 x_1 - x_1 x_1^*) + (\phi_7 + \gamma_7 t)(x_2 x_1 - x_2 x_1^*) \\
& , (\phi_3 + \gamma_3 t)(x_2 - x_2^*) + (\phi_5 + \gamma_5 t)(x_1 x_2 - x_1 x_2^*) + (\phi_7 + \gamma_7 t)(x_2 x_2 - x_2 x_2^*), 0', 0 \\
& , (\phi_4 + \gamma_4 t)(x_1 - x_1^*) + (\phi_6 + \gamma_6 t)(x_1 x_1 - x_1 x_1^*) + (\phi_8 + \gamma_8 t)(x_2 x_1 - x_2 x_1^*) \\
& , (\phi_4 + \gamma_4 t)(x_2 - x_2^*) + (\phi_6 + \gamma_6 t)(x_1 x_2 - x_1 x_2^*) + (\phi_8 + \gamma_8 t)(x_2 x_2 - x_2 x_2^*) \\
& , 0', 0, 0, 0, \delta_1(x_1 - x_1^*) + \delta_2(x_2 - x_2^*), \beta_1(x_1 - x_1^*) + \beta_2(x_2 - x_2^*) \\
& , \delta_1(x_1 x_1 - x_1 x_1^*) + \delta_2(x_1 x_2 - x_1 x_2^*), \beta_1(x_1 x_1 - x_1 x_1^*) + \beta_2(x_1 x_2 - x_1 x_2^*) \\
& , \delta_1(x_2 x_1 - x_2 x_1^*) + \delta_2(x_2 x_2 - x_2 x_2^*), \beta_1(x_2 x_1 - x_2 x_1^*) + \beta_2(x_2 x_2 - x_2 x_2^*) \\
& , 0', 0, 0, 0, \delta_1 t(x_1 - x_1^*) + \delta_2 t(x_2 - x_2^*), \beta_1 t(x_1 - x_1^*) + \beta_2 t(x_2 - x_2^*) \\
& , \delta_1 t(x_1 x_1 - x_1 x_1^*) + \delta_2 t(x_1 x_2 - x_1 x_2^*), \beta_1 t(x_1 x_1 - x_1 x_1^*) + \beta_2 t(x_1 x_2 - x_1 x_2^*) \\
& , \delta_1 t(x_2 x_1 - x_2 x_1^*) + \delta_2 t(x_2 x_2 - x_2 x_2^*), \beta_1 t(x_2 x_1 - x_2 x_1^*) + \beta_2 t(x_2 x_2 - x_2 x_2^*), 0'
\end{aligned}$$

Thus the standard error of the indirect effect in model 2:

$$\sqrt{\nabla g(\theta)' Var(\theta) \nabla g(\theta)}$$

5 An Example

In this section we give an example of a longitudinal mediation analysis using latent growth curve models and the definition of the direct and indirect effects shown in section 2. The data and motivation of this example comes from Gunzler et al.[27]. Their goal was to develop an adjusted screening tool to better assess depressive symptoms in Multiple Sclerosis (MS) patients. Screening for depression in this population can be challenging due to the overlap of MS symptoms with symptoms of depression. Disentangling these relationships can be key for treatment as depression is the most frequent psychiatric diagnosis in MS patients [28].

Consider the latent growth curve model as shown in figure 3. We are interested in how MS type (0 → relapsing, -1 → progressive) affects self-reported depression screening (PHQ-9) directly and indirectly through a timed 25-foot walk. As noted in Figure 3, log timed walk (ltw) and PHQ-9 (PHQ) are measured at 6 different time points. These time points vary between subjects.

PHQ-9 is used both in screening and monitoring of depression in patients. Patients respond to a likert scale from 0 (not at all) to 3 (every day) about 9 different symptoms over the prior 2 weeks before their appointment[27]. This leads

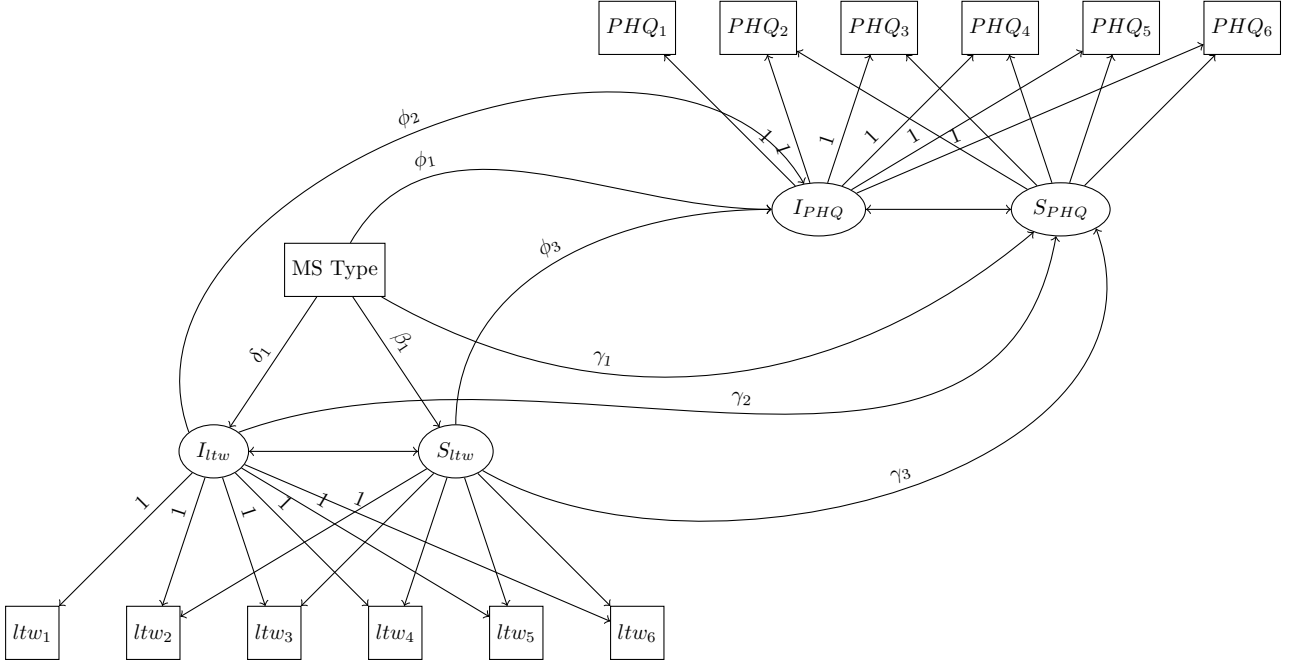


Figure 3: MS and Depression Example

to a total score with a range from 0 to 27. The 25-foot timed walk is a quantitative test of mobility and leg function. Gunzler et al used an additional peg test to quantitatively assess arm and hand function as well as using each symptom of PHQ-9 as an outcome. Here we focus on the total PHQ-9 score as the outcome and only the log timed walk for the mediator. .

Gunzler et al.[27] used data from the Knowledge Program developed at Cleveland Clinic’s Neurological Institute [29] which links PHQ-9 data to its EPIC electronic health record. The Mellen Center[30] for MS manages more than 20,000 visits and 1,000 new patients every year for MS treatment. The Knowledge Program tracks illness severity and treatment efficacy over time across the Mellen Center. This data comes from a retrospective cohort containing patients with measurements of PHQ-9 and a 25-foot timed walk data available. Table 1 displays the demographic information of the 3,507 patients in the sample from 2008 - 2011. In the table the patients are split by a PHQ-9 score of < 10 and ≥ 10 , where 10 is a validated threshold for moderate depression[31].

For this example we fit the following mediator process

$$ltw_{it} = I_{ltw_i} + S_{ltw_i} + \varepsilon_{ltw_{it}}$$

$$I_{ltw_i} = \delta_0 + \delta_1 CCLB1_i + \nu_{I_{ltw_i}}$$

$$S_{ltw_i} = \beta_0 + \beta_1 CCLB1_i + \nu_{S_{ltw_i}}$$

and the following outcome process

$$PHQ_{it} = I_{PHQ_i} + S_{PHQ_i} + \varepsilon_{PHQ_{it}}$$

$$I_{PHQ_i} = \phi_0 + \phi_1 CCLB1_i + \phi_2 I_{ltw_i} + \phi_3 S_{ltw_i} + \nu_{I_{PHQ_i}}$$

	PHQ - 9 < 10 <i>n</i> = 2,502	PHQ - 9 ≥ 10 <i>n</i> = 1,005	P-value
PHQ-9	3.64 ± 2.75	15.26 ± 4.40	< 0.001
MSPS fatigue	1.62 ± 1.25	3.35 ± 1.12	< 0.001
MSPS cognitive	0.86 ± 0.96	2.23 ± 1.30	< 0.001
MSPS mobility	1.37 ± 1.58	2.39 ± 1.48	< 0.001
MSPS hand function	0.77 ± 0.94	1.79 ± 1.27	< 0.001
25-Foot time walk	7.85 ± 10.56	8.83 ± 7.61	0.002
9-hole peg test	23.68 ± 10.66	26.82 ± 12.48	< 0.001
Age	46.12 ± 11.88	44.47 ± 11.20	< 0.001
Baseline time since diagnosis	11.80 ± 10.00	10.89 ± 9.37	0.016
Female <i>n</i> (%)	1,836(74)	740(74)	0.879
Race, <i>n</i> (%)			0.07
Caucasian	2,112 (85)	821 (82)	
African-American	225 (9)	114 (11)	
Other	144 (6)	65 (7)	
MS type, <i>n</i> (%)			0.067
Relapsing	2,045 (84)	787 (82)	
Progressive	383 (16)	177 (18)	

Table 1: Demographics of the 3,507 Patients in Sample

$$S_{PHQ_i} = \gamma_0 + \gamma_1 CCLB1_i + \phi_2 I_{ltw_i} + \phi_3 I_{Stw_i} + \nu_{S_{ltw_i}}.$$

Where $\mathbf{E}[\varepsilon_{ltw_{it}}] = \mathbf{E}[\varepsilon_{PHQ_{it}}] = \mathbf{E}[\nu_{I_{ltw_i}}] = \mathbf{E}[\nu_{S_{ltw_i}}] = \mathbf{E}[\nu_{I_{PHQ_i}}] = \mathbf{E}[\nu_{S_{PHQ_i}}] = 0$ and where $\varepsilon_{ltw_{it}}, \varepsilon_{PHQ_{it}}, (\nu_{I_{ltw_i}}, \nu_{S_{ltw_i}})$ and $(\nu_{I_{PHQ_i}}, \nu_{S_{PHQ_i}})$ are mutually independent. For simplicity here were no baseline covariates adjusted for in the analysis.

Variable	Estimate	Std. Err.	<i>t</i>	Pr > <i>t</i>	95% CI	
δ_0	2.361	0.029	81.106	< 0.001	2.30416	2.41784
δ_1	0.59	0.031	19.057	< 0.001	0.52924	0.65076
β_0	0.066	0.012	5.695	< 0.001	0.04248	0.08952
β_1	0.049	0.012	4.018	< 0.001	0.02548	0.07252
ϕ_0	-0.825	0.996	-0.828	0.408	-2.77716	1.12716
ϕ_1	-1.238	0.377	-3.288	0.001	-1.97692	-0.49908
ϕ_2	3.677	0.499	7.365	< 0.001	2.69896	4.65504
ϕ_3	-8.897	4.343	-2.049	0.04	-17.4093	-0.38472
γ_0	1.643	0.463	3.552	< 0.001	0.73552	2.55048
γ_1	0.396	0.18	2.205	0.027	0.0432	0.7488
γ_2	-0.904	0.233	-3.875	< 0.001	-1.36068	-0.44732
γ_3	8.185	2.096	3.905	< 0.001	4.07684	12.29316

Table 2: Estimates from Model shown in Figure 3. Obtained using Mplus version 7.2[32]

Table 2 displays the results estimated by fitting the above model in Mplus. Recall from Section 2 that for this model without interaction the direct effect is $(\phi_1 + \gamma_1 t)(x - x^*)$ and the indirect effect is $((\phi_2 + \gamma_2 t)\delta_1 + (\phi_3 + \gamma_3 t)\beta_1)(x - x^*)$. We let $x = 0$ and $x^* = -1$ to reflect a change in MS status from relapsing to progressive such that the direct effect is

$$(\phi_1 + \gamma_1 t)(x - x^*) = -1.238 + 0.396t$$

and the indirect effect is

$$((\phi_2 + \gamma_2 t)\delta_1 + (\phi_3 + \gamma_3 t)\beta_1)(x - x^*) = ((3.677 - 0.904t)0.59 + (-8.897 + 8.185t)0.049)$$

Recall from Section 4.1 that the standard error of the direct effect is $\sqrt{\nabla g(\theta_d)'Var(\theta)\nabla g(\theta_d)}|x - x^*|$ where $\nabla g(\theta_d)' = (0, 0, 0, 0, 0, 1, 0, 0, 0, t, 0, 0)$ and the standard error for the indirect effect is $\sqrt{\nabla g(\theta_{id})'Var(\theta)\nabla g(\theta_{id})}$ where $\nabla g(\theta_{id})' = ((0, (\phi_2 + \gamma_2 * t)(x - x^*), 0, (\phi_3 + \gamma_3 * t)(x - x^*), 0, 0, (\delta_1, \beta_1)(x - x^*), 0, 0, \delta_1 * t(x - x^*), \beta_1 * t(x - x^*)))$, where $Var(\theta)$ is estimated by Mplus.

Table 3 displays the direct and indirect effects at various time points as well as a 95% confidence interval at each time point and p-value of the effect at that particular time point. We see that initially direct effect is negative however it becomes statistically insignificant sometime between 1 and 2 years. However the indirect effect is positive with decreasing effect size yet remains statistically significant throughout the duration of this study.

Time (years)	Direct Effect	95%CI		p-value	Indirect Effect	95%CI		
		Lower	Upper			Lower	Upper	
0	-1.238	-1.97659	-0.49942	0.001	1.733477	1.270811	2.196144	< 0.001
1	-0.842	-1.50667	-0.17733	0.013	1.601182	1.245434	1.95693	< 0.001
2	-0.446	-1.21115	0.319154	0.253	1.468887	1.065199	1.872575	< 0.001
3	-0.05	-1.0382	0.938198	0.921	1.336592	0.768012	1.905172	< 0.001

Table 3: Direct and Indirect Effects of Model in Figure 3

MacKinnon[18] defines the direct effect as $\gamma_1 = 0.396$ 95% CI (0.043, 0.749) and an indirect effect of $\beta_1\gamma_3 = (0.049)(8.185) = 0.401$ 95% CI (0.122, 0.680), where the standard error of the indirect effect is $\sqrt{\beta_1^2\sigma_{\gamma_3}^2 + \gamma_3^2\sigma_{\beta_1}^2} = 0.142$. This makes the further assumption that the direct and indirect effect remain constant throughout time as opposed to the methods in this paper which allow for the direct and indirect effect to change with time.

6 Discussion

This paper mathematically defines the direct and indirect effects of longitudinal mediation with latent growth curve models using counterfactuals. We build upon the models considered by MacKinnon[17, 18] but allowed for the presence of treatment/exposure-mediator interaction. We then considered the assumptions needed for identifiability of these direct and indirect effects. Those assumptions are:

1. No unmeasured confounding of the exposure-outcome relationship
2. No unmeasured confounding of the mediator-outcome relationship

3. No unmeasured confounding of the exposure-mediator relationship

4. No mediator-outcome confounders which are affected by the exposure

We mathematically define these effects using the above assumptions first with a model in which the treatment/exposure is binary, followed by a model in which the treatment/exposure itself changes with time. We find that latent growth mediation models in current literature allow for the intercept of the outcome to be a cause for the slope of the mediator. This violates assumption 4 since the intercept of the outcome would become a mediator-outcome confounder which itself was affected by exposure. We also find that with models currently in the literature it is assumed that the direct and indirect effects remain constant while these methods allow them to vary with time. With the direct and indirect effects defined we consider the delta method for estimating the standard error of those effects.

We then gave an example using model 1 and found the direct and indirect effects along with their 95% confidence intervals. We compared this to the direct and indirect effect estimates obtained using MacKinnon's method.

Acknowledgments

Research reported in this publication was supported by the National Institutes of Health under award numbers T32NS048005 and R01ES017876. The content is solely the responsibility of the authors and does not necessarily represent the official views of the National Institutes of Health.

References

1. J. M. Robins and S. Greenland, "Identifiability and exchangeability for direct and indirect effects," *Epidemiology*, vol. 3, pp. 143–155, Mar 1992.
2. J. Pearl, "Direct and indirect effects," in *Proceedings of the seventeenth conference on uncertainty in artificial intelligence*, pp. 411–420, Morgan Kaufmann Publishers Inc., 2001.
3. M. J. van der Laan and M. L. Petersen, "Direct effect models," *Int J Biostat*, vol. 4, no. 1, p. Article 23, 2008.
4. T. VanderWeele and S. Vansteelandt, "Conceptual issues concerning mediation, interventions and composition," *Statistics and its Interface*, vol. 2, pp. 457–468, 2009.
5. K. Imai, L. Keele, and D. Tingley, "A general approach to causal mediation analysis.," *Psychological methods*, vol. 15, no. 4, p. 309, 2010.
6. T. Lange and J. V. Hansen, "Direct and indirect effects in a survival context," *Epidemiology*, vol. 22, pp. 575–581, Jul 2011.
7. E. J. T. Tchetgen, I. Shpitser, *et al.*, "Semiparametric theory for causal mediation analysis: Efficiency bounds, multiple robustness and sensitivity analysis," *The Annals of Statistics*, vol. 40, no. 3, pp. 1816–1845, 2012.
8. S. Vansteelandt, M. Bekaert, and T. Lange, "Imputation strategies for the estimation of natural direct and indirect effects," *Epidemiologic Methods*, vol. 1, no. 1, pp. 131–158, 2012.
9. L. Valeri and T. J. Vanderweele, "Mediation analysis allowing for exposure-mediator interactions and causal interpretation: theoretical assumptions and implementation with SAS and SPSS macros," *Psychol Methods*, vol. 18, pp. 137–150, Jun 2013.
10. S. E. Maxwell and D. A. Cole, "Bias in cross-sectional analyses of longitudinal mediation.," *Psychological methods*, vol. 12, no. 1, p. 23, 2007.
11. H. F. Gollob and C. S. Reichardt, "Taking account of time lags in causal models," *Child Dev*, vol. 58, pp. 80–92, Feb 1987.
12. D. A. Cole and S. E. Maxwell, "Testing mediational models with longitudinal data: questions and tips in the use of structural equation modeling," *J Abnorm Psychol*, vol. 112, pp. 558–577, Nov 2003.
13. W. Meredith and J. Tisak, "Latent curve analysis," *Psychometrika*, vol. 55, no. 1, pp. 107–122, 1990.
14. J. B. Willett and A. G. Sayer, "Using covariance structure analysis to detect correlates and predictors of individual change over time.," *Psychological Bulletin*, vol. 116, no. 2, p. 363, 1994.
15. B. O. Muthén and P. J. Curran, "General longitudinal modeling of individual differences in experimental designs: A latent variable framework for analysis and power estimation.," *Psychological methods*, vol. 2, no. 4, p. 371, 1997.

16. T. E. Duncan, S. C. Duncan, and L. A. Strycker, *An introduction to latent variable growth curve modeling: Concepts, issues, and application*. Routledge Academic, 2013.
17. J. Cheong, D. P. Mackinnon, and S. T. Khoo, "Investigation of Mediational Processes Using Parallel Process Latent Growth Curve Modeling," *Struct Equ Modeling*, vol. 10, p. 238, Apr 2003.
18. D. P. MacKinnon, *Introduction to statistical mediation analysis*. Routledge, 2008.
19. E. Ferrer and J. McArdle, "Alternative structural models for multivariate longitudinal data analysis," *Structural Equation Modeling*, vol. 10, no. 4, pp. 493–524, 2003.
20. J. J. McArdle and F. Hamagami, "Latent difference score structural models for linear dynamic analyses with incomplete longitudinal data.," 2001.
21. J. J. McArdle and J. R. Nesselroade, "Growth curve analysis in contemporary psychological research," *Handbook of psychology*, 2003.
22. H. Folmer, "Measurement of the effects of regional policy instruments by means of linear structural equation models and panel data," *Environment and Planning A*, vol. 13, no. 11, pp. 1435–1448, 1981.
23. M. E. Sobel, "Asymptotic confidence intervals for indirect effects in structural equation models," *Sociological methodology*, vol. 13, no. 1982, pp. 290–312, 1982.
24. M. E. Sobel, "Some new results on indirect effects and their standard errors in covariance structure models," *Sociological methodology*, vol. 16, pp. 159–186, 1986.
25. K. A. Bollen, "Total, direct, and indirect effects in structural equation models," *Sociological methodology*, vol. 17, no. 1, pp. 37–69, 1987.
26. K. A. Bollen and R. Stine, "Direct and indirect effects: Classical and bootstrap estimates of variability," *Sociological methodology*, vol. 20, no. 1, pp. 15–140, 1990.
27. D. D. Gunzler, A. Perzynski, N. Morris, R. Bermel, S. Lewis, and D. Miller, "Disentangling Multiple Sclerosis and depression: an adjusted depression screening score for patient-centered care," *J Behav Med*, vol. 38, pp. 237–250, Apr 2015.
28. C. G. Goldman, "The goldman consensus statement on depression in multiple sclerosis.," *Multiple sclerosis (Houndmills, Basingstoke, England)*, vol. 11, no. 3, p. 328, 2005.
29. "Knowledge program developed at cleveland clinic's neurological institute." http://my.clevelandclinic.org/neurological_institute/about/default.aspx, 2008-2013.
30. "Mellen center for multiple sclerosis treatment and research, cleveland clinic, neurological institute.." http://my.clevelandclinic.org/neurological_institute/mellen-center-multiple-sclerosis/default.aspx, 2013.

31. K. Kroenke and R. L. Spitzer, "The phq-9: a new depression diagnostic and severity measure," *Psychiatr Ann*, vol. 32, no. 9, pp. 1–7, 2002.
32. B. O. Muthén and L. K. Muthén, *Mplus (Version 7.2) [Computer software]*, 1998–2014).