

Interpretable Attention Guided Network for Fine-grained Visual Classification*

Zhenhuan Huang¹, Xiaoyue Duan¹, Bo Zhao¹, Jinhu Lü¹, and Baochang Zhang^{1**}

Beihang University, Beijing, China
{16231192,17375262,zhaobo0706}@buaa.edu.cn, jhlu@iss.ac.cn,
bczhang@buaa.edu.cn

Abstract. Fine-grained visual classification (FGVC) is challenging but more critical than traditional classification tasks. It requires distinguishing different subcategories with the inherently subtle intra-class object variations. Previous works focus on enhancing the feature representation ability using multiple granularities and discriminative regions based on the attention strategy or bounding boxes. However, these methods highly rely on deep neural networks which lack interpretability. We propose an Interpretable Attention Guided Network (IAGN) for fine-grained visual classification. The contributions of our method include: i) an attention guided framework which can guide the network to extract discriminative regions in an interpretable way; ii) a progressive training mechanism obtained to distill knowledge stage by stage to fuse features of various granularities; iii) the first interpretable FGVC method with a competitive performance on several standard FGVC benchmark datasets.

Keywords: FGVC · interpretable attention · knowledge distillation · progressive training mechanism

1 Introduction

Recently, a steady progress has been achieved in generic object recognition with the help of both large-scale annotated datasets and sophisticated model design. However, it is still a challenging task to recognize fine-grained object categories (e.g., bird species [24], car models [14] and aircraft [16]) which attract extensive research attention. Fine-grained objects are visually similar in global structure by a rough glimpse, while they can be classified into different categories when looking into details, so learning discriminative feature representations from pivotal parts matters in fine-grained image recognition. Existing fine-grained recognition

* The work was supported in part by National Natural Science Foundation of China under Grants 62076016 and 61672079. This work is supported by Shenzhen Science and Technology Program KQTD2016112515134654. Baochang Zhang is the correspondence author who is also with Shenzhen Academy of Aerospace Technology, Shenzhen, China.

** Corresponding author

methods can be divided into two groups. One group firstly locates the discriminative parts of the object and then classifies based on the discriminative regions. Additional bounding box annotations on objects or parts which cost a fortune to collect are commonly required in these two-stage methods [18,12,2]. The other group manages to automatically lead model to focus on discriminative regions via an attention mechanism in an unsupervised manner, which neglects extra annotations. However, these methods [8,31,30,19] usually need additional network structure (e.g. attention mechanism), and thus generate attention without any interpretability.

In this paper, a novel fine-grained image recognition framework named Interpretable Attention Guided Network (IAGN) is introduced together with a progressive training mechanism. In addition to the standard classification backbone network, we introduce an interpretable attention generation method to automatically learn discriminative regions, as shown in Fig. 1. An input image is first carefully augmented by shuffling patches to emphasize discriminative local details. Interpretation attention generation method automatically localizes discriminative regions using in-place back propagation. On the other hand, our data augmentation method and progressive training mechanism further lead our model to recognize from global structure to local details. Moreover, we also introduce a knowledge distilling mechanism to teach the lower network layers with soft targets generated by a higher network layers, which have a broader receptive field and encode higher-level semantics. Main contributions of this paper can be summarized as follows:

- An Interpretable Attention Guided Network (IAGN) is introduced for fine-grained visual recognition. It generates attention to lead our model to localize discriminative regions in an interpretable manner;
- A progressive training mechanism is obtained to distill knowledge stage by stage to fuse features of various granularities;
- Our IAGN achieves new state-of-the-art or competitive performances on all three standard FGVC benchmark datasets.

2 Related Work

2.1 Fine-grained Classification

Fine-grained image classification methods have been largely improved thanks to the latest development and research findings of convolutional neural networks (CNNs). While some methods attempt to obtain a better visual representation directly from the original image, other techniques try to locate the discriminative regions or parts and learn their features based on the attention generated by the network. Compared with the earlier part/attention based methods, recent research focus has shifted from strongly-supervised learning with annotations of key areas [1,29,13], to weakly-supervised learning with only the supervision of category labels [32,9,25].

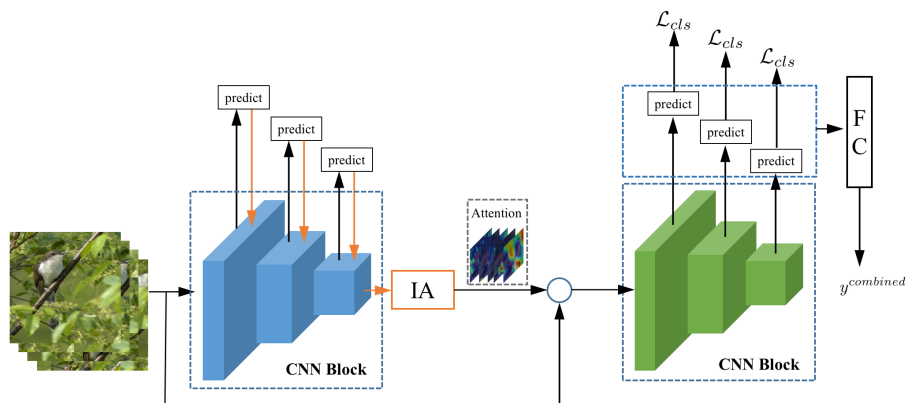


Fig. 1. Overview of the interpretable attention guided network. Green and blue blocks denote CNN blocks which share same weights. IA block denotes the interpretable attention generation block. The data that flows along orange arrow represents the process of interpretable attention generation which is not needed in back propagation. Back propagation only flows along black arrows.

Recent studies based on weakly-supervised learning mainly address attention to finding the most discriminative parts, more complementary parts and parts of multiple granularities. In order to integrate and fuse information from these discriminative parts better, some fusion methods are put forward. Fu et al. [8] find that region detection and fine-grained feature learning can promote each other, and thus build a reinforced attention proposal network to obtain discriminative attention regions and multi-scale feature representation based on these regions. Zheng et al. [31] apply a channel grouping network to jointly learn part proposals and feature representations on each part, and classify these features to predict the categories of the input image. Sun et al. [19] propose an attention based network, which first apply a one-squeeze multi-excitation module and then put forward a multi-attention multi-class constraint to help to extract multiple region features. Yang et al. [26] introduce a novel self-supervision mechanism which locates informative regions effectively without bounding boxes and part annotations.

Inspired by these previous studies, we propose a progressive training mechanism which can distill knowledge stage by stage to fuse features from different granularities and enhance the classification performance. Besides, inspired by the jigsaw puzzle solution, which has been utilized in previous works [5,21,23] and can split the images into pieces to help the network exploit local regions, we adopt a data augmentation method so that our network would focus more on the discriminative local parts.

2.2 Interpretable Neural Networks

Neural Network has achieved huge success in many fields including computer vision, natural language processing and so on these years. However, Neural Network has always been regarded as a “black box” lacking interpretability - we give the network an input, and then get a decision-making result as a feedback, but nobody knows clearly about the decision-making process. Owing to this, it is difficult to convince users of the reliability of Neural Network, resulting in many constraints in its application, especially in security sensitive fields.

The interpretability of neural networks can be divided mainly into two categories: ante-hoc interpretability and post-hoc interpretability. Many recent studies have focused on the latter, which promotes our understanding of neural networks by attempting to interpret trained network models. Zeiler et al. [27] use deconvolutional networks to visualize what patterns activate each unit. Zhou et al. [34] utilize global average pooling in CNN to generate Class Activation Maps (CAM), visualizing discriminative regions which CNN draws attention to when classifying the images. Later they further propose a framework called “Network Dissection” [33], which quantifies the interpretability of CNN by evaluating the corresponding relationship between a single hidden unit and a series of semantic concepts.

Our method is based on the Gradient-weighted Class Activation Mapping (Grad-CAM) [20] method. This technique produces visual explanations for discriminative region decisions of the network, thus making it more interpretable.

3 Method

In this section, the proposed Interpretable Attention Guided Network (IAGN) is described. As shown in Fig. 1, the whole framework of our IAGN includes four parts, which are detailedly described as below.

3.1 Data Augmentation Method

In natural language processing [4], shuffling the order of sequence would help the neural network find discriminative words while neglecting irrelevant ones. Similarly, in the FGVC task where local features (more details) instead of global features determine the classification result, shuffling regions of image would promote neural networks to learn from discriminative region details. As shown in Fig. 2, our data augmentation method is proposed to disrupt the spatial layout of local image regions. Given an input image I , we first uniformly partition the image into $N \times N$ patches denoted by matrix R . $R_{i,j}$ denotes an image patch where i and j are the horizontal and vertical indices respectively ($1 \leq i, j \leq N$). In order to destruct global structure but avoid destroying semantics to some extent, patches would be shuffled in their 2D neighbourhood. For the i^{th} row of R , a new position vector p_i of size N is generated, where the i^{th} element $q_{i,j} = i + d$, where $d \sim U(-k, k)$ is a random variable following a uniform distribution in the




Fig. 2. Example images for fine-grained recognition and the corresponding shuffled images by data augmentation method.

range of $[-k, k]$. Here, k is a hyperparameter $1 \leq k < N$ defining the neighbourhood range. Then we sort the position vector and get a new permutation σ_i^{row} of patches in i^{th} row subjected to:

$$\forall j \in 1, 2, \dots, N, |\sigma_i^{row}(j) - j| \leq 2k, \quad (1)$$

where $\sigma_i^{row}(j)$ denotes new vertical index of original image patch $R_{i,j}$.

Similarly, for column j , we can get a permutation σ_j^{col} of patches in j^{th} column subjected to:

$$\forall i \in 1, 2, \dots, N, |\sigma_j^{col}(i) - i| \leq 2k, \quad (2)$$

where $\sigma_j^{col}(i)$ denotes new horizontal index of original image patch $R_{i,j}$.

Therefore, the original image patch at location (i, j) will be placed at location $(\sigma_i^{row}(j), \sigma_j^{col}(i))$. Till now, our data augmentation method has destructed the global structure and ensured that the local region jitters inside its neighbourhood with a tunable hyperparameter. Since the global structure has been destructed, to recognize these randomly shuffled images, the classification network has to find the discriminative regions and learn the tiny differences among categories.

3.2 Interpretable Attention

To endow the network with the ability to extract discriminative regional features, [8,31,7] crop image or generate attention map via subordinate network for the part localization. To interpret the localization process, we utilize the Grad-CAM [20] technique in our network to generate an interpretable attention.

Convolutional layers naturally retain the spatial information which is lost in fully-connected layers. The neurons in these layers extract semantic class-specific

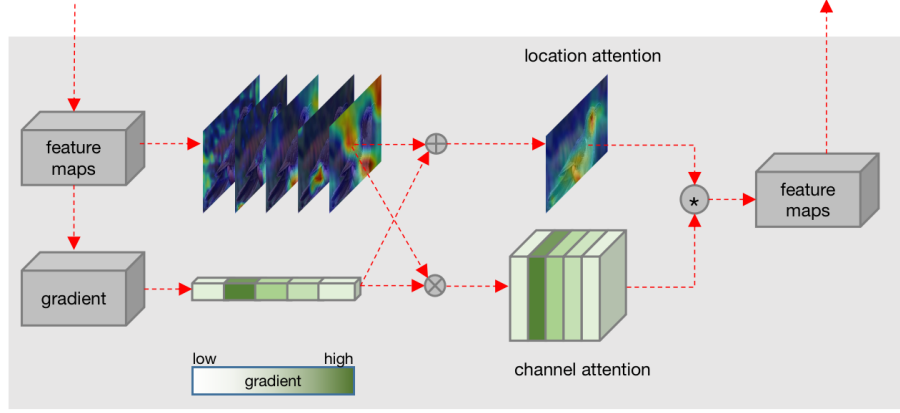


Fig. 3. The framework of interpretable attention generation block is composed of location attention and channel attention. \otimes denotes channel wise product operation. \oplus denotes channel wise product and add operation. $*$ denotes element wise product.

information in the image (object parts). We use the Grad-CAM technique to obtain the 'importance values' to each neuron in certain layers through back-propagation of the gradient information for a particular decision of interest. Then we will construct our attention map via these 'importance values' which can be interpreted as contribution of each neuron for the final decision. As shown in Fig. 3, in order to obtain the class-discriminative attention map $A_k^c \in R^{u \times v}$ of width u and height v for any class C , we first compute the gradient of the score for class C , y^c (before the softmax), with respect to feature map activations F_k of the convolutional layer at stage k , i.e. $\frac{\partial y^c}{\partial F_k}$. These gradients flowing back are global-average-pooled over the width and height dimensions (indexed by i and j respectively) to obtain the channel wise importance weights vector α_k^c :

$$\alpha_k^c = \frac{1}{Z} \sum_i \sum_j \frac{\partial y^c}{\partial F_k}, \quad (3)$$

where i^{th} element of α_k^c denotes importance value of i^{th} channel in feature map activations F_k .

After generating channel-wise importance weights vector α_k^c , we apply it to feature maps and sum in channel dimension to obtain attention map A_k^c .

$$A_k^c = \sum_{ch=1}^{N_k} softmax(\alpha_k^c) \odot F_k, \quad (4)$$

where \odot denotes channel wise product, and N_k denotes the number of channels in feature map activations F_k .

Attention Enhancement When we obtain attention map A_k^c and importance weights vector α_k^c , we apply them to guide the activation propagation. For each channel $F_{k,i} \in F_k$, a new weighted feature map \hat{F}_k is calculated based on attention map and importance weights vector as follows:

$$\hat{F}_k = (F_k * A_k^c) \odot \alpha_k^c, \quad (5)$$

where $*$ denotes element wise product. Through the activation enhancement manipulation, we infuse the interpretable attention information to the feature outputs of convolutional layer, in order to guide the feature learning processing by highlighting the pivotal activations.

3.3 Progressive Training Mechanism

As an analogy to recognition process of human, we adopt a progressive training mechanism where we train our network from the higher stage to the lower stage progressively. At the higher stage, the larger receptive field and stronger representation ability enable the network to represent high level semantics (say global structure). While at lower stage, receptive field and representation ability are limited, the network would be forced to exploit discriminative information from local details (i.e., object textures). Compared to training the whole network directly, this progressive training mechanism allows the model to take a glance at global structure first and then locate discriminative information from local regions for further prediction instead of learning all the granularities simultaneously.

For the training of the outputs from each stages and the output from the concatenated features, we adopt cross entropy (CE) \mathcal{L}_{CE} between ground truth label y and prediction probability distribution for loss computation as follows:

$$\mathcal{L}_{CE}(y^l, y) = - \sum_c y_c * \log(y_c^l), \quad (6)$$

and

$$\mathcal{L}_{CE}(y^{concat}, y) = - \sum_c y_c * \log(y_c^{concat}). \quad (7)$$

As depicted in Algorithm 1, at each iteration, a batch of data D will be used for S steps, and we only train the output of a certain stage at each step in series except for the first step when we concatenate all outputs. As steps go on, the scale of data augmentation increases.

Inference. During the inference, only the original images will be input into our model and the data augmentation method is unnecessary. In this case, the model combines outputs of the last three stages to obtain y^{concat} for final prediction as shown in Fig. 1. For the ensemble purpose, the prediction from various stages contains the information of different granularity, which leads to a better performance when we combine all outputs together with equal weights.

Knowledge Distillation. Considering our progressive training mechanism, it is natural to embed knowledge distillation[11] in our training process. The

Algorithm 1 Progressive Training

Require:

- The set of training images for current batch, D_n ;
- The set of labels for current batch, y_n ;
- Neural network on former batches, E_n ;
- Number of progressive training steps, N

Ensure:

- Neural network on current batch, E_{n+1}
 - 1: **for** each $i \in [1, N]$ **do**
 - 2: generate shuffled images D'_n using training batch D_n ;
 - 3: compute classification scores y_i for current batch at stage s_i ;
 - 4: compute cross entropy loss $\mathcal{L}_{CE}^i = -\sum_c y_c * \log(y_c^i)$
 - 5: compute gradients and update parameters;
 - 6: **end for**
 - 7: $E_n \rightarrow E_{n+1}$
 - 8: **return** E_{n+1}
-

intention of proposed progressive training strategy is to learn from global structure to local feature for finer recognition. With the help of knowledge distillation, transferring knowledge from stage to stage can be facilitated by a wild margin.

4 Experiments

We evaluate the performance of our proposed IAGN on three standard fine-grained object recognition datasets: CUB-200-2011 (CUB) [24], Stanford Cars (CAR) [14] and FGVC-Aircraft (AIR) [16]. We do not use any bounding box/part annotations in all our experiments.

4.1 Implementation Details

We perform all experiments using PyTorch [17] with version higher than 1.3 over a cluster of GTX 2080 GPUs. We evaluate our proposed method on the widely used backbone network for classification, ResNet-50 [10]. This network is pre-trained on ImageNet dataset. The category label of the image is the only annotation used for training. The input images are resized to a fixed size of 512×512 and are randomly cropped into 448×448 . Random rotation and horizontal flip are applied for data augmentation. All above settings are standard in the literature. For all the experiments in this paper, prediction head is plugged into the last three convolutional stages in ResNet-50 backbone, and outputs of these three stages will be concatenated. For training, shuffled scale for data augmentation is set to [1, 2, 4, 8] while concatenated outputs and outputs from stage 5, 4, 3 are used for back propagation respectively at each step. we train our model for up to 150 epochs with batch size as 10, weight decay as 0.0005 and a momentum as 0.9. We use stochastic gradient descent (SGD) optimizer and batch normalization as the regularizer reduced by following the cosine annealing

schedule. When testing, image shuffling is disabled, and combined output is the only feature used for location attention generation and final prediction. The input images are center cropped and then fed into the backbone classification network for final predictions.

4.2 Performance Comparison

The results on CUB-200-2011, Stanford Cars, and FGVC-Aircraft are presented in Table 1. Both the accuracy of y^{concat} and the combined accuracy of all four outputs are listed.

We achieve competitive results on this dataset in a much easier experimental procedure, since only one network is needed during testing. The end-to-end feature encoding methods achieve good performance on birds, while their advantages diminish when dealing with rigid objects. The localization and classification subnets achieve competitive performance on various datasets, usually with a large number of network parameters. For instance, the RA-CNN [8] consists of three independent VGGNets and two localization sub-networks. By comparison, without extra annotations, our end-to-end approach achieves state-of-the-art and performs consistently well on both rigid and non-rigid objects. Our method outperforms RA-CNN [8] and MGE-CNN [28] by 3.8% and 0.6%, even though they build several different networks to learn information of various granularities, and train the classification of each network separately and then combine their information for testing. This result proves the advantage and validity of our method which exploit multi-granularity information gradually in one network.

Table 1. Comparison results on three different standard datasets.

Method	Backbone	Accuracy(%)		
		<i>CUB-200-2011</i>	<i>Stanford Cars</i>	<i>FGVC-aircraft</i>
FT ResNet[22]	ResNet50	84.1	91.7	88.5
B-CNN[15]	ResNet50	84.1	91.3	84.1
KP[6]	VGG16	86.2	92.4	86.9
RA-CNN[8]	VGG19	85.3	92.5	-
MA-CNN[31]	VGG19	86.5	92.8	89.9
MC-Loss[3]	ResNet50	87.3	93.7	92.6
DCL[11]	ResNet50	87.8	94.5	93.0
MGE-CNN[28]	ResNet50	88.5	93.9	-
S3N[7]	ResNet50	88.5	94.7	92.8
IAGN	ResNet50	88.7	94.0	91.8
IAGN(combined)	ResNet50	89.1	94.8	92.5

4.3 Visualization

We visualize the feature maps of the last three convolution layers in Fig. 4, and we can find that the feature map responses of IAGN are concentrated in discriminative regions. At different stages, the discriminative parts can be consistently highlighted by IAGN model, which demonstrates that our IAGN method is robust. Furthermore, Fig. 4 obviously shows that our model cares about global structure at higher stages and focuses on local details (say discriminative parts) at lower stages. This exactly meets our expectations of the critical advantage of our proposed mechanism.




Fig. 4. Visualization of interpretable attention generated by the last three stages of our proposed IAGN. The second, third and fourth columns correspond to the attention of the third, the fourth and the last stage respectively.

5 Conclusion

In this paper, we propose a novel network named IAGN for fine-grained visual classification. The attention guided framework automatically localizes discriminative regions in an interpretable way. Besides, our data augmentation method and progressive training mechanism further lead the network to implement classification in a global-to-local pattern. Furthermore, knowledge distillation is introduced stage by stage to improve the performance of feature fusion of various granularities. Our method does not require extra regions supervision information and can be trained end-to-end. Extensive experiments against state-of-the-art methods exhibit the superior performances of our method on various fine-grained recognition tasks while maintaining an excellent interpretability.

References

1. Berg, T., Belhumeur, P.N.: Poof: Part-based one-vs.-one features for fine-grained categorization, face verification, and attribute estimation. In: IEEE Conference on Computer Vision and Pattern Recognition. pp. 955–962 (2013)
2. Berg, T., Liu, J., Woo Lee, S., Alexander, M.L., Jacobs, D.W., Belhumeur, P.N.: Birdsnap: Large-scale fine-grained visual categorization of birds. In: IEEE Conference on Computer Vision and Pattern Recognition. pp. 2011–2018 (2014)
3. Chang, D., Ding, Y., Xie, J., Bhunia, A.K., Li, X., Ma, Z., Wu, M., Guo, J., Song, Y.Z.: The devil is in the channels: Mutual-channel loss for fine-grained image classification. *IEEE Transactions on Image Processing* **29**, 4683–4695 (2020)
4. Chen, Y., Bai, Y., Zhang, W., Mei, T.: Destruction and construction learning for fine-grained image recognition. In: IEEE Conference on Computer Vision and Pattern Recognition. pp. 5157–5166 (2019)
5. Cho, T.S., Avidan, S., Freeman, W.T.: A probabilistic image jigsaw puzzle solver. In: IEEE Conference on Computer Vision and Pattern Recognition. pp. 183–190. IEEE (2010)
6. Cui, Y., Zhou, F., Wang, J., Liu, X., Lin, Y., Belongie, S.: Kernel pooling for convolutional neural networks. In: IEEE Conference on Computer Vision and Pattern Recognition. pp. 2921–2930 (2017)
7. Ding, Y., Zhou, Y., Zhu, Y., Ye, Q., Jiao, J.: Selective sparse sampling for fine-grained image recognition. In: IEEE International Conference on Computer Vision (2020)
8. Fu, J., Zheng, H., Mei, T.: Look closer to see better: Recurrent attention convolutional neural network for fine-grained image recognition. In: IEEE Conference on Computer Vision and Pattern Recognition. pp. 4438–4446 (2017)
9. Fu, J., Zheng, H., Mei, T.: Look closer to see better: Recurrent attention convolutional neural network for fine-grained image recognition. In: IEEE Conference on Computer Vision and Pattern Recognition. pp. 4438–4446 (2017)
10. He, K., Zhang, X., Ren, S., Sun, J.: Deep residual learning for image recognition. In: IEEE Conference on Computer Vision and Pattern Recognition. pp. 770–778 (2016)
11. Hinton, G., Vinyals, O., Dean, J.: Distilling the knowledge in a neural network. arXiv preprint arXiv:1503.02531 (2015)
12. Huang, S., Xu, Z., Tao, D., Zhang, Y.: Part-stacked cnn for fine-grained visual categorization. In: IEEE Conference on Computer Vision and Pattern Recognition. pp. 1173–1182 (2016)
13. Huang, S., Xu, Z., Tao, D., Zhang, Y.: Part-stacked cnn for fine-grained visual categorization. In: IEEE Conference on Computer Vision and Pattern Recognition. pp. 1173–1182 (2016)
14. Krause, J., Stark, M., Deng, J., Fei-Fei, L.: 3d object representations for fine-grained categorization. In: 4th International IEEE Workshop on 3D Representation and Recognition. Sydney, Australia (2013)
15. Lin, T.Y., RoyChowdhury, A., Maji, S.: Bilinear cnns for fine-grained visual recognition. In: *IEEE Transactions on Pattern Analysis and Machine Intelligence* (2017)
16. Maji, S., Kannala, J., Rahtu, E., Blaschko, M., Vedaldi, A.: Fine-grained visual classification of aircraft. Tech. rep. (2013)
17. Paszke, A., Gross, S., Massa, F., Lerer, A., Bradbury, J., Chanan, G., Killeen, T., Lin, Z., Gimelshein, N., Antiga, L., et al.: Pytorch: An imperative style, high-performance deep learning library. In: *Advances in neural information processing systems*. pp. 8026–8037 (2019)

18. Peng, Y., He, X., Zhao, J.: Object-part attention model for fine-grained image classification. *IEEE Transactions on Image Processing* **27**(3), 1487–1500 (2017)
19. Rodríguez, P., Gonfaus, J.M., Cucurull, G., XavierRoca, F., Gonzalez, J.: Attend and rectify: a gated attention mechanism for fine-grained recovery. In: *European Conference on Computer Vision*. pp. 349–364 (2018)
20. Selvaraju, R.R., Cogswell, M., Das, A., Vedantam, R., Parikh, D., Batra, D.: Grad-cam: Visual explanations from deep networks via gradient-based localization. In: *IEEE International Conference on Computer Vision*. pp. 618–626 (2017)
21. Son, K., Hays, J., Cooper, D.B.: Solving square jigsaw puzzles with loop constraints. In: *European Conference on Computer Vision*. pp. 32–46. Springer (2014)
22. Wang, Y., Morariu, V.I., Davis, L.S.: Learning a discriminative filter bank within a cnn for fine-grained recognition. In: *IEEE Conference on Computer Vision and Pattern Recognition*. pp. 4148–4157 (2018)
23. Wei, C., Xie, L., Ren, X., Xia, Y., Su, C., Liu, J., Tian, Q., Yuille, A.L.: Iterative reorganization with weak spatial constraints: Solving arbitrary jigsaw puzzles for unsupervised representation learning. In: *IEEE Conference on Computer Vision and Pattern Recognition*. pp. 1910–1919 (2019)
24. Welinder, P., Branson, S., Mita, T., Wah, C., Schroff, F., Belongie, S., Perona, P.: *Caltech-UCSD Birds 200*. Tech. Rep. CNS-TR-2010-001, California Institute of Technology (2010)
25. Yang, Z., Luo, T., Wang, D., Hu, Z., Gao, J., Wang, L.: Learning to navigate for fine-grained classification. In: *European Conference on Computer Vision*. pp. 420–435 (2018)
26. Yang, Z., Luo, T., Wang, D., Hu, Z., Gao, J., Wang, L.: Learning to navigate for fine-grained classification. In: *European Conference on Computer Vision*. pp. 420–435 (2018)
27. Zeiler, M.D., Fergus, R.: Visualizing and understanding convolutional networks. In: *European Conference on Computer Vision*. pp. 818–833. Springer (2014)
28. Zhang, L., Huang, S., Liu, W., Tao, D.: Learning a mixture of granularity-specific experts for fine-grained categorization. In: *IEEE International Conference on Computer Vision*. pp. 8331–8340 (2019)
29. Zhang, N., Donahue, J., Girshick, R., Darrell, T.: Part-based r-cnns for fine-grained category detection. In: *European Conference on Computer Vision*. pp. 834–849. Springer (2014)
30. Zhao, B., Wu, X., Feng, J., Peng, Q., Yan, S.: Diversified visual attention networks for fine-grained object classification. *IEEE Transactions on Multimedia* **19**(6), 1245–1256 (2017)
31. Zheng, H., Fu, J., Mei, T., Luo, J.: Learning multi-attention convolutional neural network for fine-grained image recognition. In: *IEEE International Conference on Computer Vision*. pp. 5209–5217 (2017)
32. Zheng, H., Fu, J., Mei, T., Luo, J.: Learning multi-attention convolutional neural network for fine-grained image recognition. In: *IEEE International Conference on Computer Vision*. pp. 5209–5217 (2017)
33. Zhou, B., Khosla, A., Lapedriza, A., Oliva, A., Torralba, A.: Object detectors emerge in deep scene cnns. *arXiv preprint arXiv:1412.6856* (2014)
34. Zhou, B., Khosla, A., Lapedriza, A., Oliva, A., Torralba, A.: Learning deep features for discriminative localization. In: *IEEE Conference on Computer Vision and Pattern Recognition*. pp. 2921–2929 (2016)