

# A COMBINATORIAL STATISTIC FOR LABELED THRESHOLD GRAPHS

PRIYAVRAT DESHPANDE, KRISHNA MENON, AND ANURAG SINGH

**ABSTRACT.** Consider the collection of hyperplanes in  $\mathbb{R}^n$  whose defining equations are given by  $\{x_i + x_j = 0 \mid 1 \leq i < j \leq n\}$ . This arrangement is called the threshold arrangement since its regions are in bijection with labeled threshold graphs on  $n$  vertices. Zaslavsky's theorem implies that the number of regions is the sum of coefficients of the characteristic polynomial of the arrangement. In the present article we give a combinatorial meaning to these coefficients as the number of labeled threshold graphs with a certain number of 'odd anchors', thus answering a question posed by Stanley.

## 1. INTRODUCTION

A *hyperplane arrangement*  $\mathcal{A}$  is a finite collection of affine hyperplanes (i.e., codimension 1 subspaces and their translates) in  $\mathbb{R}^n$ . A *region* of  $\mathcal{A}$  is a connected component of  $\mathbb{R}^n \setminus \bigcup \mathcal{A}$ . The number of regions of  $\mathcal{A}$  is denoted by  $r(\mathcal{A})$ . The poset of non-empty intersections of hyperplanes in an arrangement  $\mathcal{A}$  ordered by reverse inclusion is called its *intersection poset* denoted by  $L(\mathcal{A})$ . The ambient space of the arrangement (i.e.,  $\mathbb{R}^n$ ) is an element of the intersection poset; considered as the intersection of none of the hyperplanes. The *characteristic polynomial* of  $\mathcal{A}$  is defined as

$$\chi_{\mathcal{A}}(t) := \sum_{x \in L(\mathcal{A})} \mu(\hat{0}, x) t^{\dim(x)}$$

where  $\mu$  is the Möbius function of the intersection poset and  $\hat{0}$  corresponds to  $\mathbb{R}^n$ . Using the fact that every interval of the intersection poset of an arrangement is a geometric lattice, we have

$$(1) \quad \chi_{\mathcal{A}}(t) = \sum_{i=0}^n (-1)^{n-i} c_i t^i$$

where  $c_i$  is a non-negative integer for all  $0 \leq i \leq n$  [6, Corollary 3.4]. The characteristic polynomial is a fundamental combinatorial and topological invariant of the arrangement and plays a significant role throughout the theory of hyperplane arrangements.

In this article our focus is on the enumerative aspects of (rational) arrangements in  $\mathbb{R}^n$ . In that direction we have the following seminal result by Zaslavsky.

---

2020 *Mathematics Subject Classification.* 52C35, 05C30, 11B73.

*Key words and phrases.* threshold graph, hyperplane arrangement, finite field method.

PD and AS are partially supported by a grant from the Infosys Foundation.

**Theorem 1.1** ([7]). *Let  $\mathcal{A}$  be an arrangement in  $\mathbb{R}^n$ . Then the number of regions of  $\mathcal{A}$  is given by*

$$\begin{aligned} r(\mathcal{A}) &= (-1)^n \chi_{\mathcal{A}}(-1) \\ &= \sum_{i=0}^n c_i. \end{aligned}$$

When the regions of an arrangement are in bijection with a certain combinatorially defined set, one could ask if there is a corresponding ‘statistic’ on the set whose distribution is given by the  $c_i$ ’s. For example, the regions of the braid arrangement in  $\mathbb{R}^n$  (whose hyperplanes are given by the equations  $x_i - x_j = 0$  for  $1 \leq i < j \leq n$ ) correspond to the  $n!$  permutations of  $[n]$ . The characteristic polynomial of this arrangement is  $t(t-1) \cdots (t-n+1)$  [6, Corollary 2.2]. Hence,  $c_i$ ’s are the unsigned Stirling numbers of the first kind. Consequently the statistic defined by the characteristic polynomial counts the number of permutations of  $[n]$  with the given number of cycles.

In this paper, we consider the following arrangement in  $\mathbb{R}^n$  given by

$$\mathcal{T}_n := \{x_i + x_j = 0 \mid 1 \leq i < j \leq n\}.$$

The regions of  $\mathcal{T}_n$  are known to be in bijection with labeled threshold graphs on  $n$  vertices. Labeled threshold graphs on  $n$  vertices are inductively constructed starting from the empty graph. Vertices labeled  $1, \dots, n$  are added in a specified order. At each step, the vertex added is either ‘dominant’ or ‘recessive’. A dominant vertex is one that is adjacent to all vertices added before it and a recessive vertex is one that is isolated from all vertices added before it.

**Example 1.2.** *Figure 1 shows a construction of a labeled threshold graph on 5 vertices.*

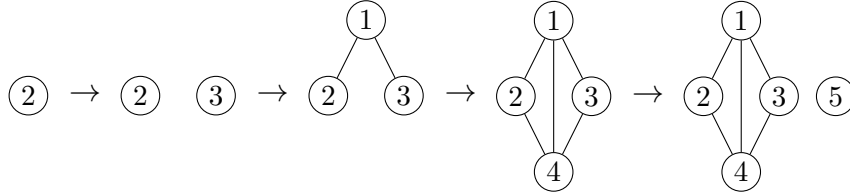


FIGURE 1. Construction of a labeled threshold graph on 5 vertices.

The question of giving combinatorial meaning to the coefficients of the characteristic polynomial of the threshold arrangement as counting certain threshold graphs is an unsolved problem in Stanley’s notes [6, Lecture 5, Exercise 26]. The main aim of this paper is to answer this question.

Any construction of a labeled threshold graph can be expressed as a *signed permutation* (see Remark 2.1 for the definition). The construction associated to a signed permutation is the one where the vertices are added in the order given by the permutation such that any number assigned a +ve sign is dominant while others are recessive. For example, the signed permutation associated to the construction in Example 1.2, if we assume the vertex 2 is added

as a dominant vertex, is  $2\overset{+}{3}1\overset{-}{4}\overset{+}{5}$ . Clearly, there may be more than one way to construct a particular labeled threshold graph. For example, it can be checked that the construction associated to  $3\overset{-}{2}4\overset{+}{1}\overset{-}{5}$  also yields the same graph as that in Example 1.2. Hence, after making a canonical choice of construction for each graph, we can represent labeled threshold graphs by certain signed permutations. Spiro [4], using this logic, showed that labeled threshold graphs are in bijection with certain signed permutations called ‘threshold pairs in standard form’ (see Definition 3.8).

**Definition 1.3.** *In any construction of a labeled threshold graph, an ‘anchor’ is a vertex whose label is smaller than that of all vertices added after it. An ‘odd’ anchor is one that is of different type, dominant or recessive, from the previous anchor. The first anchor is considered odd if it is dominant.*

The construction corresponding to  $2\overset{+}{3}1\overset{-}{4}\overset{+}{5}$ , shown in Fig. 1, has anchors 1, 4 and 5, but only 1 and 5 are odd anchors.

We show that for a given labeled threshold graph, modulo a certain convention about the vertex 1 which is explained in Section 5, the number of odd anchors does not depend on how it is constructed (Lemma 5.10). Let the number of threshold graphs on  $n$  vertices with  $j$  odd anchors be  $T(n, j)$  and the characteristic polynomial of  $\mathcal{T}_n$  be  $\chi_{\mathcal{T}_n}(t) = \sum_{j=0}^n (-1)^{n-j} c_j t^j$ . We show (Corollary 3.3 and Theorem 5.11) that

$$c_j = T(n, j) = \sum_{k=j}^n (-1)^{n-k} (S(n, k) + n \cdot S(n-1, k)) \cdot a(k, j)$$

where  $a(k, j)$  is the coefficient of  $t^j$  in  $(t+1)(t+3) \cdots (t+(2k-1))$  and  $S(n, k)$  are the Stirling numbers of the second kind. Hence, ‘number of odd anchors’ is a statistic on labeled threshold graphs whose distribution is given by the coefficients of the characteristic polynomial of the threshold arrangement.

The outline of the paper is as follows: Before studying the threshold arrangement, we give combinatorial meaning to the coefficients of the characteristic polynomial of the type  $B$  arrangement in Section 2. We show that the regions of the type  $B$  arrangement are in bijection with signed permutations and that the coefficients count the signed permutations based on the number of ‘odd cycles’. Since labeled threshold graphs can be represented as signed permutations, this statistic is later used to define one on the graphs. In Section 3, we derive expressions for the coefficients of the characteristic polynomial of the threshold arrangement using the finite field method. We also exhibit a bijection between the regions of the threshold arrangement and labeled threshold graphs. In Section 4, we define certain signed permutations in bijection with labeled threshold graphs called ‘threshold permutations’. We then show that the coefficients of the characteristic polynomial count the threshold permutations based on the number of odd cycles. Finally, in Section 5, we translate this interpretation of the coefficients to labeled threshold graphs.

## 2. THE ARRANGEMENT OF TYPE B

Before giving combinatorial meaning to the coefficients of the characteristic polynomial of the threshold arrangement, as a warm-up exercise, we do so for the type  $B$  arrangement. The type  $B$  arrangement in  $\mathbb{R}^n$ , which we denote by  $\mathcal{B}_n$ , has hyperplanes

$$\{x_i \pm x_j = 0 \mid 1 \leq i < j \leq n\} \cup \{x_i = 0 \mid i \in [n]\}.$$

It can be shown that the regions of this arrangement are in bijection with signed permutations of  $[n]$ .

**Remark 2.1.** Recall that a signed permutation is a permutation with an assignment of signs, either ‘+’ or ‘−’, to each of its elements. In this article we denote a signed permutation either as a pair  $(\pi, w)$  where  $\pi = \pi_1\pi_2 \cdots \pi_n$  is a permutation on  $[n]$  and  $w = w_1w_2 \cdots w_n$  is the sign sequence, that is, the sign  $w_i$  is assigned to  $\pi_i$ , or as  $\pi_1^\pm \cdots \pi_n^\pm$  where the sign assigned to a number is written above it.

The type  $B$  region associated to a signed permutation  $(\pi, w)$  is the one where

$$0 < w_1x_{\pi_1} < w_2x_{\pi_2} < \cdots < w_nx_{\pi_n}.$$

Also, using the finite field method, it can be shown [6, Section 5.1] that the characteristic polynomial of  $\mathcal{B}_n$  is

$$\chi_{\mathcal{B}_n}(t) = (t-1)(t-3) \cdots (t-(2n-1)).$$

We know that the absolute values of the coefficients sum to the number of regions, here being  $2^n n!$ , the number of signed permutation on  $[n]$ . We will now exhibit a statistic on signed permutations that induces this break up.

A signed permutation can be split into cycles, just as usual permutations. We will break a permutation into ‘signed cycles’ in a slightly different manner as follows: First break the permutation into compartments by drawing a line before the permutation and then repeatedly drawing a line after the least number after the last line drawn. This is repeated until a line is drawn at the end of the permutation. We then convert each compartment into a signed cycle by drawing an arrow from each number to the number after it in the compartment (treat the first number in a compartment as the one ‘after’ the last). These arrows are labeled with the sign assigned to the number it is pointing to. This method of breaking up a permutation into cycles is very similar to the one used by Stanley in the fundamental bijection on the set of permutations [5, Section 1.3].

**Example 2.2.** The signed permutation on  $[6]$  given by

$$\begin{array}{cccccc} + & + & - & - & + & - \\ 3 & 1 & 6 & 7 & 5 & 4 \end{array}$$

is split into compartments as

$$| \begin{array}{cc} + & + \\ 3 & 1 \end{array} | \begin{array}{cc} - & - \\ 6 & 7 \end{array} | \begin{array}{cc} + & - \\ 5 & 2 \end{array} | \begin{array}{c} - \\ 4 \end{array} |$$

and is drawn in the cyclic form as shown in Figure 2.

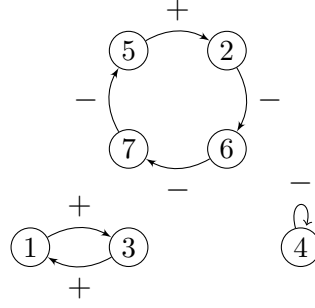


FIGURE 2. Cycle structure associated to the signed permutation in Example 2.2.

To obtain the permutation back from the cycle structure, first find the cycle containing 1 and start writing the numbers from the number 1 is pointing to (with sign given on the arrow) in the order specified by the cycle. Hence we will end with writing 1. Next, we delete this cycle and do the same for the cycle containing the least of the remaining numbers. We repeat this process till all cycles are deleted.

A signed cycle is said to be ‘odd’ if there are an odd number of arrows with a –ve sign on them. The term ‘odd cycle’ was defined by Reiner [2]. The number of odd cycles is just the number of compartments that have an odd number of –ve signs in them. For example, the signed permutation in Example 2.2 has two odd cycles.

**Proposition 2.3.** *There are*

$$a(n, j) = \sum_{i=j}^n c(n, i) \cdot \binom{i}{j} \cdot 2^{n-i}$$

*signed permutations on  $[n]$  with  $j$  odd cycles, where  $c(n, i)$  is the unsigned Stirling number of the first kind; it is the number of permutations of  $[n]$  with  $i$  cycles.*

*Proof.* To construct a signed permutation on  $[n]$  with  $j$  odd cycles, we have to choose  $j$  cycles from a permutation of  $[n]$  and have to assign a –ve sign to an odd number of arrows in these cycles and assign a –ve sign to an even number of arrows for the other cycles. If a cycle has  $k$  elements there are  $2^{k-1}$  ways to choose an odd (respectively even) number of arrows from it. Using these facts, we get the above formula.  $\square$

**Remark 2.4.** *Alternatively, it can be shown that these numbers satisfy the recurrence relation*

$$a(n, j) = (2n - 1) \cdot a(n - 1, j) + a(n - 1, j - 1)$$

*with initial conditions  $a(n, 0) = (2n - 1) \cdot (2n - 3) \cdots 3 \cdot 1$  and  $a(n, n) = 1$  for all  $n \geq 1$ . This recurrence relation can be used to show that the coefficient of  $t^j$  in  $\chi_{B_n}(t)$  gives the number of signed permutations having  $j$  odd cycles.*

This sequence of numbers is given in the OEIS [3] as [A028338](#).

### 3. THE THRESHOLD ARRANGEMENT

We now use the finite field method to compute the characteristic polynomial of  $\mathcal{T}_n$  and then extract its coefficients. We begin by stating a generalization of the finite field method, given by Athanasiadis [1], in our context.

**Theorem 3.1** ([1, Theorem 2.1]). *If  $\mathcal{A}$  is a sub-arrangement of the type  $B$  arrangement in  $\mathbb{R}^n$ , there exists an integer  $k$  such that for all odd integers  $q$  greater than  $k$ ,*

$$\chi_{\mathcal{A}}(q) = \#(\mathbb{Z}_q^n \setminus V_{\mathcal{A}})$$

where  $V_{\mathcal{A}}$  is the union of hyperplanes in  $\mathbb{Z}_q^n$  obtained by reducing  $\mathcal{A}$  mod  $q$ .

Since the threshold arrangement is a sub-arrangement of the type  $B$  arrangement, we can use the above theorem to calculate its characteristic polynomial.

**Proposition 3.2.** *The characteristic polynomial of the threshold arrangement  $\mathcal{T}_n$  is*

$$\chi_{\mathcal{T}_n}(t) = \sum_{k=1}^n (S(n, k) + n \cdot S(n-1, k)) \prod_{i=1}^k (t - (2i-1)).$$

Here  $S(n, k)$  are the Stirling numbers of the second kind.

*Proof.* Using Theorem 3.1, we see that the characteristic polynomial of  $\mathcal{T}_n$  satisfies, for large odd values of  $q$ ,

$$\chi_{\mathcal{T}_n}(q) = |\{(a_1, \dots, a_n) \in \mathbb{Z}_q^n \mid a_i + a_j \neq 0 \text{ for all } 1 \leq i < j \leq n\}|.$$

This means that we need to count the functions  $f : [n] \rightarrow \mathbb{Z}_q$  such that

- (1)  $|f^{-1}(0)| \leq 1$ .
- (2)  $f$  can take at most one value from each of the sets

$$\{1, -1\}, \{2, -2\}, \dots, \left\{\frac{q-1}{2}, -\frac{q-1}{2}\right\}.$$

We split the count into the two cases. If 0 is not attained by  $f$ , then all values must be from

$$\{1, -1\} \cup \{2, -2\} \cup \dots \cup \left\{\frac{q-1}{2}, -\frac{q-1}{2}\right\}.$$

with at most one value attained in each set. So, there are

$$\binom{\frac{q-1}{2}}{k} \cdot 2^k \cdot k! \cdot S(n, k)$$

ways for  $f$  to attain values from exactly  $k$  of these sets. This is because we have  $\binom{\frac{q-1}{2}}{k} \cdot 2^k$  ways to choose the  $k$  sets and which element of each set  $f$  should attain and  $k! \cdot S(n, k)$  ways to choose the images of the elements of  $[n]$  after making this choice. So the total number of  $f$  such that 0 is not attained is

$$\sum_{k=1}^n \binom{\frac{q-1}{2}}{k} \cdot 2^k \cdot k! \cdot S(n, k).$$

When 0 is attained, there are  $n$  ways to choose which element of  $[n]$  gets mapped to 0 and using a similar logic for choosing the images of the other elements, we get that the total number of  $f$  where 0 is attained is

$$n \cdot \sum_{k=1}^{n-1} \binom{\frac{q-1}{2}}{k} \cdot 2^k \cdot k! \cdot S(n-1, k).$$

So we get that for large odd values of  $q$ ,

$$\begin{aligned} \chi_{\mathcal{T}_n}(q) &= \sum_{k=1}^n \binom{\frac{q-1}{2}}{k} \cdot 2^k \cdot k! \cdot S(n, k) + n \cdot \sum_{k=1}^{n-1} \binom{\frac{q-1}{2}}{k} \cdot 2^k \cdot k! \cdot S(n-1, k) \\ &= \sum_{k=1}^n (S(n, k) + n \cdot S(n-1, k)) \prod_{i=1}^k (q - (2i-1)). \end{aligned}$$

Since  $\chi_{\mathcal{T}_n}$  is a polynomial, we get the required result.  $\square$

**Corollary 3.3.** *The coefficient of  $t^j$  in  $\chi_{\mathcal{T}_n}(t)$  is*

$$\sum_{k=j}^n (-1)^{k-j} (S(n, k) + n \cdot S(n-1, k)) a(k, j)$$

where  $a(k, j)$  is the coefficient of  $t^j$  in  $(t+1)(t+3) \cdots (t+(2k-1))$ , which, by observations made in Section 2, is the number of signed permutations on  $[k]$  with  $j$  odd cycles.

**Remark 3.4.** Using Theorem 1.1, it can be shown that the number of regions of  $\mathcal{T}_n$  is

$$2 \cdot (a(n) - n \cdot a(n-1))$$

where  $a(n)$  is the  $n^{\text{th}}$  ordered Bell number. It can be shown that this expression is equal to

$$\sum_{k=1}^{n-1} 2^k (n-k) A(n-1, k-1)$$

where  $A(n, k)$  are the Eulerian numbers. This is a known expression for the number of labeled threshold graphs on  $n$  vertices [4].

The list of characteristic polynomials  $\chi_{\mathcal{T}_n}(t)$  and corresponding number of regions of  $\mathcal{T}_n$  for  $n \leq 10$  is given in Table 1.

$n$	$\chi_{\mathcal{T}_n}(t)$	$r(\mathcal{T}_n)$
2	$t^2 - t$	2
3	$t^3 - 3t^2 + 3t - 1$	8
4	$t^4 - 6t^3 + 15t^2 - 17t + 7$	46
5	$t^5 - 10t^4 + 45t^3 - 105t^2 + 120t - 51$	332
6	$t^6 - 15t^5 + 105t^4 - 410t^3 + 900t^2 - 1012t + 431$	2874
7	$t^7 - 21t^6 + 210t^5 - 1225t^4 + 4340t^3 - 9058t^2 + 9961t - 4208$	29024
8	$t^8 - 28t^7 + 378t^6 - 3066t^5 + 15855t^4 - 52234t^3 + 104433t^2 - 112163t + 46824$	334982
9	$t^9 - 36t^8 + 630t^7 - 6762t^6 + 47817t^5 - 226380t^4 + 703815t^3 - 1355427t^2 + 1422483t - 586141$	4349492
10	$t^{10} - 45t^9 + 990t^8 - 13560t^7 + 125265t^6 - 801507t^5 + 3541125t^4 - 10491450t^3 + 19546335t^2 - 20068391t + 8161237$	62749906

TABLE 1. Characteristic polynomial and the number of regions of  $\mathcal{T}_n$  for  $n \leq 10$ .

We now recall the bijection between the regions of the threshold arrangement and labeled threshold graphs.

**Definition 3.5.** A threshold graph is defined recursively as follows:

- (1) The empty graph is a threshold graph.
- (2) A graph obtained by adding an isolated vertex to a threshold graph is a threshold graph. Such a vertex will be called a recessive vertex of the graph.
- (3) A graph obtained by adding a vertex adjacent to all vertices of a threshold graph is a threshold graph. Such a vertex will be called a dominant vertex of the graph.

**Definition 3.6.** A labeled threshold graph is a threshold graph having  $n$  vertices with vertices labeled distinctly using  $[n]$ . Such graphs can also be defined using the construction above, where  $n$  vertices are used in the construction, all labeled distinctly.

**Remark 3.7.** The first vertex that is added in the construction of a labeled threshold graph can be considered as either dominant or recessive. If two vertices are added consecutively and are of the same type, the order in which they are added does not matter.

**Definition 3.8.** A threshold pair in standard form of size  $n$  is a signed permutation on  $[n]$  that satisfies the following conditions:

- (1) The sign of the first two numbers are the same.
- (2) If the sign of any two consecutive numbers are the same, the first one is smaller.

**Example 3.9.**  $\bar{2} \bar{3} \bar{5} \overset{+}{1} \overset{+}{4} \bar{6}$  is a threshold pair in standard form whereas  $\overset{+}{2} \bar{3} \bar{5} \overset{+}{4} \overset{+}{1} \bar{6}$  is not.



Spiro [4] showed that labeled threshold graphs with  $n$  vertices are in bijection with threshold pairs in standard form of size  $n$ . A threshold pair in standard form  $(\pi, w)$  corresponds to the labeled threshold graph obtained by adding vertices in the order given by the permutation such that:

- (1) The vertex  $\pi_i$  is added as a dominant vertex if  $w_i = +$ .
- (2) The vertex  $\pi_i$  is added as a recessive vertex if  $w_i = -$ .

We will use these threshold pairs in standard form to show that the regions of the threshold arrangement are in bijection with the labeled threshold graphs.

**Lemma 3.10.** *The regions of the arrangement  $\mathcal{T}_n$  are in bijection with the threshold pairs in standard form of size  $n$ .*

*Proof.* Given a threshold pair in standard form  $(\pi, w)$ , we associate the region of  $\mathcal{T}_n$  where for any  $1 \leq i < j \leq n$ , we have:

- (1)  $x_i + x_j > 0$ , if both  $i$  and  $j$  appear with +ve signs in  $\pi$  or exactly one of them appears with a -ve sign in  $\pi$ , and appears before the other.
- (2)  $x_i + x_j < 0$ , otherwise.

This does correspond to a region since a point  $(a_1, a_2, \dots, a_n)$  in  $\mathbb{R}^n$  with  $a_i$  nonzero, sign of  $a_i$  being  $w_i$ , and  $|a_{\pi_i}| < |a_{\pi_{i+1}}|$  for all  $i \in [n-1]$  satisfies the inequalities of the threshold region. It can be checked that different threshold pairs in standard form are associated with different threshold regions.

Conversely, given a threshold region, it is possible to find a point  $(a_1, a_2, \dots, a_n)$  in the region with all coordinates nonzero and having distinct absolute values. Let  $b_i$  denote the absolute value of  $a_i$  and  $w_i$  be the sign of  $a_i$  for all  $i \in [n]$ . Let  $\pi'_1 \pi'_2 \dots \pi'_n$  be the permutation on  $[n]$  such that  $0 < b_{\pi'_1} < b_{\pi'_2} < \dots < b_{\pi'_n}$ . Let  $\pi'$  be the signed permutation  $\pi'_1 \pi'_2 \dots \pi'_n$  where  $\pi'_i$  is assigned the sign  $w_i$ . If  $w_1 = w_2$ , the threshold pair in standard form obtained by reordering all maximal strings of numbers of the same sign in  $\pi'$  to ascending order is the one associated with this region. If  $w_1 \neq w_2$ , replace  $\pi'$  with the signed permutation obtained by changing  $w_1$  to  $w_2$ . Then applying the same reordering as before yields the threshold pair in standard form associated to this region.  $\square$

**Remark 3.11.** *Combining the bijections described above, we obtain a bijection between regions of  $\mathcal{T}_n$  and labeled threshold graphs on  $n$  vertices where, for any  $1 \leq i < j \leq n$ , there is an edge between the vertices  $i$  and  $j$  in the labeled threshold graph if and only if  $x_i + x_j > 0$  in the corresponding region.*

#### 4. THRESHOLD PERMUTATIONS

As mentioned in Section 1, we will be using different signed permutations, which we call ‘threshold permutations’, to represent labeled threshold graphs. Though it would be more accurate to call them ‘threshold signed permutations’, we drop the term ‘signed’ for convenience. These are defined as follows:

**Definition 4.1.** *A threshold permutation of size  $n$  is a signed permutation on  $[n]$  that satisfies the following conditions:*

- (1) *The first number is less than the second.*
- (2) *If the first number is 1, it is assigned a  $-ve$  sign.*
- (3) *If the first number is not 1, the second number is assigned a  $-ve$  sign.*
- (4) *Any number that is assigned a  $+ve$  sign is larger than the number before it.*

We show that threshold permutations correspond to labeled threshold graphs by exhibiting a bijection between them and threshold pairs in standard form. Given a threshold pair in standard form  $(\pi, w)$ , we associate a threshold permutation with same underlying permutation as follows:

- (1) For every  $\pi_i$  where  $i > 2$ , we assign the sign  $+ve$  if  $w_{i-1} = w_i$  and a  $-ve$  sign otherwise.
- (2) If  $\pi_1 \neq 1$ , the sign of  $\pi_1$  remains the same and a  $-ve$  sign is assigned to  $\pi_2$ .
- (3) If  $\pi_1 = 1$ ,  $\pi_2$  is assigned the sign  $w_1$  and  $\pi_1 = 1$  is assigned a  $-ve$  sign.

**Example 4.2.** (1) *The threshold pair in standard form given by  $\bar{2} \bar{3} \bar{5} \overset{+}{1} \overset{+}{4} \bar{6}$  has corresponding threshold permutation  $\bar{2} \bar{3} \bar{5} \bar{1} \bar{4} \bar{6}$ .*

(2) *The threshold pair in standard form given by  $\overset{+}{1} \overset{+}{3} \bar{2} \bar{5} \overset{+}{4} \overset{+}{6} \overset{+}{7}$  has corresponding threshold permutation  $\bar{1} \overset{+}{3} \bar{2} \bar{5} \bar{4} \bar{6} \overset{+}{7}$ .*

Given a threshold permutation  $\pi_1 \pi_2 \cdots \pi_n$  where the sign assigned to  $\pi_i$  is  $w_i$ , we can obtain the threshold pair in standard form associated with it, having same underlying permutation, as follows:

- (1) If  $\pi_1 \neq 1$ , let  $j_1 < j_2 < j_3 < \cdots$  be the indices  $i > 2$  such that  $w_i$  is a  $-ve$  sign. The sign  $w_1$  is assigned to  $\pi_i$  for  $i < j_1$ ,  $j_2 \leq i < j_3$ ,  $j_4 \leq i < j_5$ ,  $\dots$ . All other terms of the permutation are assigned the opposite of  $w_1$ .
- (2) If  $\pi_1 = 1$ , let  $j_1 < j_2 < j_3 < \cdots$  be the indices  $i > 2$  such that  $w_i$  is a  $-ve$  sign. The sign  $w_2$  is assigned to  $\pi_i$  for  $i < j_1$ ,  $j_2 \leq i < j_3$ ,  $j_4 \leq i < j_5$ ,  $\dots$ . All other terms of the permutation are assigned the opposite of  $w_2$ .

It can be checked that the above procedure applied to the threshold permutations in Example 4.2 produces the original threshold pairs in standard form. So, the regions of the threshold arrangement and threshold graphs are both in bijection with threshold permutations.

We can compartmentalize a threshold permutation just as done for usual signed permutations in Section 2 and consider the number of odd cycles it has.

**Example 4.3.** *The threshold permutation*

$$\bar{2} \bar{3} \bar{5} \bar{1} \bar{4} \bar{6}$$

*is split into compartments as*

$$| \bar{2} \bar{3} \bar{5} \bar{1} | \overset{+}{4} | \bar{6} |.$$

*Hence this threshold permutation has 2 odd cycles.*

We can now state the main theorem of this section.

**Theorem 4.4.** *The absolute value of the coefficient of  $t^j$  in the polynomial  $\chi_{\mathcal{T}_n}(t)$  is the number of threshold permutations of size  $n$  with exactly  $j$  odd cycles.*

To prove this theorem, we will count the threshold permutations subject to odd cycle number and show that this matches with the coefficients of the characteristic polynomial. This will be done as follows:

- (1) In Section 4.1, we count a larger class of signed permutations, which we call ‘normal permutations’, subject to the number of odd cycles. This count will be done by considering ‘representations of signed ordered partitions’.
- (2) In Section 4.2, we show that normal permutations on  $[n - 1]$  can be used to count those normal permutations on  $[n]$  that are not threshold permutations (subject to the number of odd cycles). This gives us an expression for the number of threshold permutations with a given number of odd cycles and hence proves Theorem 4.4.

#### 4.1. Normal permutations.

**Definition 4.5.** *A normal permutation is a signed permutation such that any number assigned a +ve sign is larger than the one before it. We represent the number of normal permutations on  $[n]$  with  $j$  odd cycles as  $N(n, j)$ .*

**Example 4.6.** *The signed permutations given by  $\bar{3} \bar{1} \overset{+}{5} \overset{+}{7} \bar{2} \overset{+}{4} \overset{+}{6}$  is a normal permutation (with 1 odd cycle) whereas  $\bar{3} \overset{+}{7} \overset{+}{1} \bar{5} \bar{4} \overset{+}{6} \bar{2}$  is not.*

**Remark 4.7.** *Note that all threshold permutations are normal permutations.*

To count the number of normal permutations with a given number of odd cycles, we consider them as ‘standard representations of signed ordered partitions’.

**Definition 4.8.** *A signed ordered partition of  $[n]$  is a partition of  $[n]$  where the blocks are ordered and a sign is assigned to the first block.*

**Example 4.9.**  $\bar{\{2\}}\{1, 3, 4\}\{5, 7\}\{6\}$  is a signed ordered partition of  $[7]$ .

We represent such partitions as follows: If the first block is assigned a positive sign, we write ‘+’ before it and ‘−’ if it is assigned a negative sign. We place ‘−’ signs between the blocks of the ordered partition. Then we can write each block  $B$  in the ordered partition as an ordered partition of  $B$  with ‘+’ signs between the blocks. All signs apart from the first one in such a representation can be thought of as binary operators. A ‘+’ sign combines the sets on either side and a ‘−’ sign keeps them separate.

**Example 4.10.** *Some representations of the signed ordered partition of  $[7]$  given in Example 4.9 are:*

- (1)  $-\{2\} - \{3\} + \{1\} + \{4\} - \{5\} + \{7\} - \{6\}$
- (2)  $-\{2\} - \{4\} + \{3\} + \{1\} - \{5, 7\} - \{6\}$
- (3)  $-\{2\} - \{1, 3, 4\} - \{7\} + \{5\} - \{6\}$

The total number of sets in such a representation will be called the number of ‘parts’ of the representation. For example, the representations in Example 4.10 have 7, 6 and 5 parts respectively.

**Definition 4.11.** *The standard representation of a signed ordered partition is one such that:*

- (1) *Every part is of size one.*
- (2) *If there is a ‘+’ between two parts, the first one has a smaller element.*

*Such a representation is said to be in standard form.*

It is clear that any signed ordered partition has exactly one standard representation. Treating each part of a standard representation as the number it contains and assigning it the sign immediately before it, we obtain a normal permutation. This process defines a bijection between standard representations and normal permutations.

**Example 4.12.** *The standard representation of the signed ordered partition of  $[7]$  given in Example 4.9 is  $-\{2\} - \{1\} + \{3\} + \{4\} - \{5\} + \{7\} - \{6\}$  and the corresponding normal permutation is  $\bar{2} \bar{1} \overset{+}{3} \overset{+}{4} \bar{5} \overset{+}{7} \bar{6}$ .*

Just as before, we can compartmentalize representations of signed ordered partitions and define the number of odd cycles they have. This is done by regarding the part containing the least element to be the ‘least part’ in a given collection of parts. It is clear that the number of odd cycles in a standard representation is the same as that of its corresponding normal permutation. It can also be shown that all representations of a given signed ordered partition have the same number of odd cycles.

**Example 4.13.** *The representations given in Example 4.10 split into compartments as follows:*

- (1)  $| - \{2\} - \{3\} + \{1\} | + \{4\} | - \{5\} | + \{7\} - \{6\} |$
- (2)  $| - \{2\} - \{4\} + \{3\} + \{1\} | - \{5, 7\} | - \{6\} |$
- (3)  $| - \{2\} - \{1, 3, 4\} | - \{7\} + \{5\} | - \{6\} |$

*Hence these representations all have 2 odd cycles. It can also be checked that the corresponding standard representation and normal permutation given in Example 4.12 have 2 odd cycles.*

Hence, to count the number of normal permutations on  $[n]$  with  $j$  odd cycles, that is, to obtain an expression for  $N(n, j)$ , we have to count the number of standard representations of signed ordered partitions of  $[n]$  with  $j$  odd cycles. To do this, we consider a representation that has a total of  $k$  parts as a pair of

- (1) a partition of  $[n]$  into  $k$  parts, together with
- (2) a signed permutation of  $[k]$ .

This is done by considering the parts in the representation as ordered according to the least element it contains and assuming that the sign before a part is the one assigned to it. It can be shown that this bijection also preserves the number of odd cycles.

**Example 4.14.** *The representation of a signed ordered partition of  $[7]$  having 0 odd cycles given by  $-\{2, 6\} - \{5\} + \{1, 3\} - \{7\} - \{4\}$*

has corresponding partition of  $[7]$  and signed permutation having 0 odd cycles given by

$$\{1, 3\}, \{2, 6\}, \{4\}, \{5\}, \{7\} \quad \text{and} \quad \bar{2} \bar{4} \bar{1} \bar{5} \bar{3}.$$

We can now obtain an expression for  $N(n, j)$ .

**Lemma 4.15.** *The number of normal permutations on  $[n]$  having  $j$  odd cycles, which is the number of standard representations of signed ordered partitions of  $[n]$  having  $j$  odd cycles, is*

$$(2) \quad N(n, j) = \sum_{k=j}^n (-1)^{n-k} S(n, k) \cdot a(k, j)$$

where  $a(k, j)$  is defined in Section 2 as the number of signed permutations of  $[k]$  with  $j$  odd cycles.

*Proof.* We define a sign reversing involution (with respect to parity of number of parts) on the set of representations of signed ordered partitions that have exactly  $j$  odd cycles. This involution will match all representations that are not in standard form. We define the involution as follows: For any representation not in standard form, find the first consecutive pair of  $-ve$  signs (or the first sign and the first  $-ve$  sign after it) for which the parts between them are not of the form

$$\{a_1\} + \{a_2\} + \cdots + \{a_k\}$$

where  $a_1 < a_2 < \cdots < a_k$ . That is, find the first block in the corresponding signed ordered partition whose representation does not conform to the standard form. Suppose the numbers in this block are  $a_1 < a_2 < \cdots < a_k$  and  $a_i$  is the first number in the wrong position. This means that  $\{a_1\}, \dots, \{a_{i-1}\}$  are the first  $i - 1$  parts in this particular section of the representation and one of the following holds:

- (1)  $a_i$  is in a part  $B$  of size greater than 1, or
- (2)  $\{a_i\}$  is a part but there is some element in the part  $B'$  before it that is larger than  $a_i$ .

In the first case, we split  $B$  in the representation as  $B \setminus \{a_i\} + \{a_i\}$ . In the second case, we put  $a_i$  into  $B'$ , that is, replace  $B' + \{a_i\}$  by  $B' \cup \{a_i\}$ . It can be shown that this involution satisfies our requirements and does not change the number of  $-ve$  signs in any compartment.

**Example 4.16.** *The representation with 2 odd cycles given by*

$$+ \{1\} + \{3\} - \{2\} + \{5\} + \{4\} - \{6, 7\}$$

*is matched with the representation with 2 odd cycles given by*

$$+ \{1\} + \{3\} - \{2\} + \{4, 5\} - \{6, 7\}.$$

This shows us, using the bijection between representations and pairs of partitions and signed permutations, that the sum

$$\sum_{k=j}^n (-1)^{n-k} S(n, k) \cdot a(k, j)$$

counts the number of standard representations having  $j$  odd cycles and hence the number of normal permutations on  $[n]$  having  $j$  odd cycles.  $\square$

**4.2. Proof of Theorem 4.4.** We now show that normal permutations on  $[n]$  having  $j$  odd cycles that are not threshold permutations are in bijection with pairs of the form  $(b, \pi)$  where  $b$  is a number in  $[n]$  and  $\pi$  is a normal permutation on  $[n-1]$  with  $j$  odd cycles. This will then give us an expression for the number of threshold permutations on  $[n]$  having  $j$  odd cycles as  $N(n, j) - n \cdot N(n-1, j)$ . Using the expression for  $N(n, j)$  given by (2), we get

$$N(n, j) - n \cdot N(n-1, j) = \sum_{k=j}^n (-1)^{n-k} (S(n, k) + n \cdot S(n-1, k)) \cdot a(k, j).$$

From this and the expression for the coefficients of the characteristic polynomial given in Corollary 3.3, Theorem 4.4 follows. So it only remains to prove the following lemma.

**Lemma 4.17.** *Pairs of the form  $(b, \pi)$  where  $b$  is a number in  $[n]$  and  $\pi$  is a normal permutation on  $[n-1]$  with  $j$  odd cycles are in bijection with normal permutations on  $[n]$  with  $j$  odd cycles that are not threshold permutations.*

*Proof.* For any such pair  $(b, \pi)$ , we will call  $b$  the special number and consider  $\pi$  as a normal permutation on  $[n] \setminus \{b\}$  using the order-preserving bijection from  $[n-1]$  to  $[n] \setminus \{b\}$ .

We now match a given such pair with some normal permutation of size  $n$  with  $j$  odd cycles. Let the special number of the given pair be  $b$  and the first number in the normal permutation on  $[n] \setminus \{b\}$  be  $a_1$ . We now consider several cases:

- (1) If  $b < a_1$  and  $b \neq 1$ , we match the normal permutation of size  $n$  which is obtained by inserting  $b$  before  $a_1$ , assigning it the same sign as  $a_1$ , and then assigning  $a_1$  a +ve sign. That is, if the normal permutation of size  $n-1$  is

$$\overset{\pm}{a_1} \cdots \text{ and } 1 < b < a_1$$

we match the normal permutation of size  $n$  given by

$$\overset{\pm}{b} \overset{+}{a_1} \cdots$$

This normal permutation also has  $j$  odd cycles since  $b \neq 1$  and the number of -ve signs in each compartment remains unchanged.

- (2) If  $b > a_1$ , we match the normal permutation of size  $n$  which is obtained by inserting  $b$  before  $a_1$ , assigning it the opposite sign as  $a_1$ , and then assigning  $a_1$  a -ve sign. That is, if the normal permutation of size  $n-1$  is

$$\overset{\pm}{a_1} \cdots \text{ and } b > a_1$$

we match the normal permutation of size  $n$  given by

$$\overset{\mp}{b} \overset{-}{a_1} \cdots$$

This normal permutation also has  $j$  odd cycles since the parity of the number of -ve signs in the first compartment remains the same and other compartments do not change.

- (3) If  $b = 1$ , we insert  $\overset{+}{1}$  at the beginning of the normal permutation of size  $n - 1$ . That is, if the normal permutation of size  $n - 1$  is

$$\overset{\pm}{a_1} \cdots \text{ and } b = 1$$

we match the normal permutation of size  $n$  given by

$$\overset{+}{1} \overset{\pm}{a_1} \cdots$$

This normal permutation also has  $j$  odd cycles since we have just a compartment containing only  $\overset{+}{1}$ .

**Example 4.18.** *The pair having special number 3 and normal permutation of size 6 given by*

$$\overset{+}{1} \overset{-}{5} \overset{+}{7} \overset{-}{2} \overset{+}{4} \overset{-}{6}$$

*is matched with the normal permutation of size 7 given by*

$$\overset{-}{3} \overset{-}{1} \overset{-}{5} \overset{+}{7} \overset{-}{2} \overset{+}{4} \overset{-}{6}.$$

*It can be checked that both have 1 odd cycle.*

The matching described above gives a bijection between pairs of the type mentioned in the statement of the lemma and normal permutations on  $[n]$  with  $j$  odd cycles of the following types:

- (1) The first number is not 1 and the second is assigned a +ve sign.
- (2) The first number is greater than the second.
- (3) The first number is 1 which is assigned a +ve sign.

But these are precisely those normal permutations that are not threshold permutations.  $\square$

The threshold pairs in standard form of size 2 and 3, corresponding threshold permutations, and number of odd cycles are given in Table 2 and Table 3 respectively.

Threshold pair in standard form	Threshold permutation	Number of odd cycles
$\overset{-}{1} \overset{-}{2}$	$\overset{-}{1} \overset{-}{2}$	2
$\overset{+}{1} \overset{+}{2}$	$\overset{-}{1} \overset{+}{2}$	1

TABLE 2. Threshold pairs in standard form of size 2, corresponding threshold permutations and number of odd cycles.

Threshold pair in standard form	Threshold permutation	Number of odd cycles
$\bar{1} \bar{2} +3$	$\bar{1} \bar{2} \bar{3}$	3
$+1 +2 \bar{3}$	$\bar{1} +2 \bar{3}$	2
$+1 +3 \bar{2}$	$\bar{1} +3 \bar{2}$	2
$\bar{1} \bar{2} \bar{3}$	$\bar{1} \bar{2} +3$	2
$\bar{1} \bar{3} +2$	$\bar{1} \bar{3} \bar{2}$	1
$\bar{2} \bar{3} +1$	$\bar{2} \bar{3} \bar{1}$	1
$+1 +2 +3$	$\bar{1} +2 +3$	1
$+2 +3 \bar{1}$	$+2 \bar{3} \bar{1}$	0

TABLE 3. Threshold pairs in standard form of size 3, corresponding threshold permutations and number of odd cycles.

## 5. THRESHOLD GRAPHS

We now use the bijection between threshold permutations and labeled threshold graphs to obtain a corresponding statistic on the graphs. Before doing so, we make a few definitions and conventions regarding the construction of labeled threshold graphs.

**Definition 5.1.** *The set of numbers forming a maximal string having the same sign in a threshold pair in standard form is called a block.*

We order the blocks according to the order in which they appear in the permutation. We can define blocks for any labeled threshold graph using the bijection with threshold pairs in standard form. By the definition of a threshold pair in standard form, the first block always has size larger than 1.

**Example 5.2.** *The blocks in the threshold pair in standard form given by  $\bar{2} \bar{3} \bar{5} +1 +4 \bar{6}$  are  $\{2, 3, 5\}$ ,  $\{1, 4\}$  and  $\{6\}$ .*

Recall that the labeled threshold graph corresponding to a threshold pair in standard form  $(\pi, w)$  is obtained by adding vertices in the order given by the permutation such that:

- (1) The vertex  $\pi_i$  is added as a dominant vertex if  $w_i = +$ .
- (2) The vertex  $\pi_i$  is added as a recessive vertex if  $w_i = -$ .

As mentioned in Section 1, any signed permutation corresponds to a construction of a labeled threshold graph using the same method as above. Also, any construction of a labeled threshold graph can be represented as a signed permutation.



**Example 5.3.** The construction of a labeled threshold graph associated to the signed permutation on  $[5]$  given by  $^{+-+ +-}23415$  is shown in Figure 3.

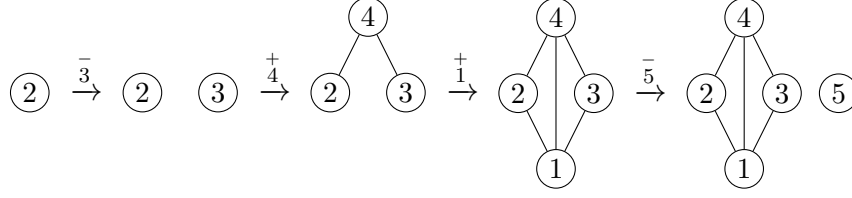


FIGURE 3. Construction of threshold graph corresponding to  $^{+-+ +-}23415$ .

**Remark 5.4.** We make the following convention about constructions of labeled threshold graphs: If 1 is in the first block, it should be the first vertex added, and in this case 1 is considered as a dominant vertex.

This means that if 1 is not the first vertex added, there should be some vertex added before it that is of different type (other than the first vertex) and when 1 is added as the first vertex, it is considered to be a dominant vertex.

**Example 5.5.** The constructions  $^{--++ -}24153$  and  $^{--++ -}15324$  do not follow our convention. Whereas, the constructions  $^{+++-}14253$  and  $^{+++-}15324$  do.

**Definition 5.6.** In a construction of a labeled threshold graph, an anchor is a vertex whose label is smaller than all vertices added after it.

It is clear that the first anchor will always be 1 and hence any construction always has an anchor. The same threshold graph could have different anchors based on how it is constructed.

**Example 5.7.** Consider the threshold graph corresponding to the threshold pair in standard form given by  $^{--++ -}235146$ .

- (1) The construction given by  $^{+++-}235146$  has anchors 1, 4 and 6.
- (2) The construction given by  $^{--++ -}325416$  has anchors 1 and 6.

**Definition 5.8.** An odd anchor in a construction is an anchor that is of one of the following forms:

- (1) The first anchor (that is, 1) and dominant.
- (2) An anchor that is of different type (that is, dominant or recessive) from the previous anchor.

**Example 5.9.** The odd anchors in the constructions given in Example 5.7 are 1 and 6 in both cases.

- (1) In the construction  $^{+++-}623154$ , the anchors are 1 and 4 but only 4 is an odd anchor.
- (2) In the construction  $^{+++-}13524$  the anchors are 1, 2 and 4 but only 1 is an odd anchor.

**Lemma 5.10.** The number of odd anchors in any construction of a labeled threshold graph is the same, provided we follow the convention about the vertex 1.

*Proof.* The existence of an anchor in a block does not depend on the construction. This is because the least vertex in a block that contains an anchor will always be an anchor. This also tells us that if a block contains an odd anchor in one construction, it does so in any construction. In the case that 1 is not added first, it can be shown that each block can have at most one odd anchor, the first anchor of the block, which proves our lemma in this case.

So, we have to deal with the case when 1 is added first. In this case, by our convention, 1 is always as odd anchor. Also, the second anchor, which is 2, is an odd anchor if and only if it is recessive. This property is invariant under choice of construction (following the convention) and the number of other odd anchors being the same is proved using the same logic as before.  $\square$

We can now prove our main theorem.

**Theorem 5.11.** *The absolute value of the coefficient of  $t^j$  in the polynomial  $\chi_{\mathcal{T}_n}(t)$  is the number of threshold graphs with exactly  $j$  odd anchors.*

*Proof.* We will prove that the threshold graph corresponding to a threshold permutation with  $j$  odd cycles has  $j$  odd anchors. The proof will then follow from Theorem 4.4. First note that anchors correspond to the compartments of the threshold permutation (last elements of compartments). So we will show that a compartment is an odd cycle if and only if its last element is an odd anchor.

Suppose that 1 is not the first number in the threshold permutation, that is, 1 is not in the first block. First we will show that the first compartment, whose last element will be 1, is an odd cycle if and only if 1 is a dominant vertex. Suppose the first block is a recessive block. This means that if the first block is  $B = \{b_1, b_2, \dots, b_k\}$  where  $b_1 < b_2 < \dots < b_k$ , the threshold permutation starts as

$$\bar{b}_1 \bar{b}_2 \overset{+}{b}_3 \dots \overset{+}{b}_k \bar{c} \dots$$

Since 1 occurs after  $b_k$ , we see that the first compartment should have one of 3, 5, 7,  $\dots$   $-ve$  signs in it for it to be odd. But this corresponds to 1 being in the 2<sup>nd</sup>, 4<sup>th</sup>, 6<sup>th</sup>,  $\dots$  block in the threshold block order (since every  $-ve$  sign from the third one represents a change in block). But the even numbered blocks are precisely the ones that contain dominant vertices. A similar logic works if the first block is dominant. So the first compartment is an odd cycle if and only if 1 is dominant, that is, 1 is an odd anchor.

It can be shown that for all compartments other than the first, the condition that the anchor of the compartment is of different type to the previous anchor translates to there being an odd number of  $-ve$  signs in the compartment. Hence, in the case that 1 is not in the first block, we see that the number of odd anchors is the same as the number of odd cycles.

Now consider the case when 1 is in the first block. In this case, 1 is an odd anchor and also the compartment in the threshold permutation containing 1 is odd. We will show that the second compartment is odd if and only if the second anchor, which is 2, is recessive. Let the first block be  $B = \{1, b_1, \dots, b_k\}$ . If the first block is dominant, the threshold permutation

starts as:

$$\bar{1} \overset{+}{b_1} \overset{+}{b_2} \cdots \overset{+}{b_k} \bar{c} \cdots$$

Since  $\bar{1}$  forms the first compartment, we see that the second compartment is odd if and only if there an odd number of  $-ve$  signs after 1 and before 2. But this precisely means that the 2 is in one of the  $2^{nd}, 4^{th}, 6^{th}, \dots$  blocks and hence recessive. A similar logic works if the first block is recessive. The fact that the other compartments are odd if and only if the anchor in that compartment is odd follows just as before.  $\square$

The labeled threshold graphs with 2 and 3 vertices, constructed following the convention about the vertex 1, and their corresponding number of odd anchors are given in Table 4 and Table 5 respectively.

Construction	Threshold graph	Number of odd anchors
$\overset{+}{1} \bar{2}$	$\textcircled{1} \quad \textcircled{2}$	2
$\overset{+}{1} \overset{+}{2}$	$\textcircled{1} \text{---} \textcircled{2}$	1

TABLE 4. Labeled threshold graphs with 2 vertices, each constructed following the convention about the vertex 1.

## 6. ACKNOWLEDGEMENTS

The authors sincerely thank Sam Spiro and Richard Stanley for comments on an earlier version of this paper.

## REFERENCES

- [1] C. A. Athanasiadis. Extended linial hyperplane arrangements for root systems and a conjecture of Postnikov and Stanley. *J. Algebr. Comb.*, 10(3):207–225, 1999.
- [2] V. Reiner. Signed permutation statistics and cycle type. *European journal of combinatorics*, 14(6):569–579, 1993.
- [3] N. J. A. Sloane. The On-Line Encyclopedia of Integer Sequences. <http://oeis.org>.
- [4] S. Spiro. Counting labeled threshold graphs with Eulerian numbers. *Australas. J. Comb.*, 77:249–255, 2020.
- [5] R. P. Stanley. *Enumerative combinatorics. Vol. 1*, volume 49. Cambridge: Cambridge University Press, 1997.
- [6] R. P. Stanley. An introduction to hyperplane arrangements. In *Geometric combinatorics*, pages 389–496. Providence, RI: American Mathematical Society (AMS); Princeton, NJ: Institute for Advanced Studies, 2007.
- [7] T. Zaslavsky. *Facing up to arrangements: Face-count formulas for partitions of space by hyperplanes*, volume 154. Providence, RI: American Mathematical Society (AMS), 1975.

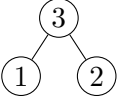
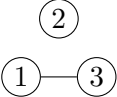
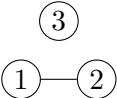
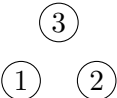
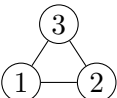
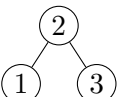
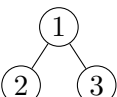
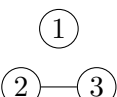
Construction	Threshold graph	Number of odd anchors
$\begin{smallmatrix} + & - & + \\ 1 & 2 & 3 \end{smallmatrix}$		3
$\begin{smallmatrix} + & + & - \\ 1 & 3 & 2 \end{smallmatrix}$		2
$\begin{smallmatrix} + & + & - \\ 1 & 2 & 3 \end{smallmatrix}$		2
$\begin{smallmatrix} + & - & - \\ 1 & 2 & 3 \end{smallmatrix}$		2
$\begin{smallmatrix} + & + & + \\ 1 & 2 & 3 \end{smallmatrix}$		1
$\begin{smallmatrix} + & - & + \\ 1 & 3 & 2 \end{smallmatrix}$		1
$\begin{smallmatrix} - & - & + \\ 2 & 3 & 1 \end{smallmatrix}$		1
$\begin{smallmatrix} + & + & - \\ 2 & 3 & 1 \end{smallmatrix}$		0

TABLE 5. Labeled threshold graphs with 3 vertices, each constructed following the convention about the vertex 1.

CHENNAI MATHEMATICAL INSTITUTE  
*Email address:* [pdeshpande@cmi.ac.in](mailto:pdeshpande@cmi.ac.in)

CHENNAI MATHEMATICAL INSTITUTE  
*Email address:* [krishnamenon@cmi.ac.in](mailto:krishnamenon@cmi.ac.in)

CHENNAI MATHEMATICAL INSTITUTE  
*Email address:* [anuragsingh@cmi.ac.in](mailto:anuragsingh@cmi.ac.in)