

Flat band, spin-1 Dirac cone, and Hofstadter diagram in fermionic square kagome model

Tomonari Mizoguchi, Yoshihito Kuno, and Yasuhiro Hatsugai
*Department of Physics, University of Tsukuba, Tsukuba, Ibaraki 305-8571, Japan**
(Dated: February 28, 2025)

We study characteristic band structures of the fermions on a square kagome lattice, one of the two-dimensional lattices hosting a corner-sharing network of triangles. We show that the band structures of the nearest-neighbor tight-binding model exhibit many characteristic features, including a flat band which is ubiquitous among frustrated lattices. On the flat band, we elucidate its origin by using the molecular-orbital representation, and also find localized exact eigenstates called compact localized states. In addition to the flat band, we also find two spin-1 Dirac cones with different energies. These spin-1 Dirac cones are not described by the simplest effective Dirac Hamiltonian, but by incorporating some modifications that cause the bending of the middle band as well as the particle-hole asymmetry. We also investigated the Hofstadter problem on a square kagome lattice in the presence of an external field, and find that the profile of the Chern numbers around the modified spin-1 Dirac cones coincides with the conventional one.

I. INTRODUCTION

Geometrical frustration is a source of exotic physics in condensed matter systems. For instance, antiferromagnetic localized spin systems on geometrically-frustrated lattices are candidates of an exotic non-magnetic ground state, called quantum spin liquid^{1,2}. A triangle is a basic building block that produces frustration. Therefore, triangle-based lattice structures, such as a kagome lattice (in two dimensions) and a pyrochlore lattice (in three dimensions), serve as a fertile ground to study the roles of geometrical frustration.

Geometrical frustration also produces interesting features in the dispersion relation of tight-binding models³⁻⁸. Typically, frustration results in the emergence of a completely dispersionless band³⁻⁶, called a flat band, which is also related to the emergence of spin liquid states of the spin models⁹⁻¹¹. The Dirac cones are another feature which is often seen in frustrated tight-binding models^{7,8,12}.

With these as backgrounds, in this paper, we investigate the band structures of the nearest-neighbor (NN) tight-binding model on a square kagome lattice (Fig. 1), which is one of the corner-sharing networks of triangles in two dimensions. Obviously, the lattice structure has a high frustration. In fact, the localized spin model on this lattice structure has been studied in the context of frustrated magnetism¹³⁻²⁶. Furthermore, beyond the purely theoretical interests, the lattice was recently found to be relevant to the real material²⁷. However, the band structures of the fermionic model is less understood compared with its cousin, namely the kagome lattice, which motivated us to study the present model in details.

We find the two characteristic features of the band structures appear in different energies, namely, the flat band and the spin-1 Dirac cones. We first elucidate the origin of the flat band by using the molecular-orbital (MO) representation^{6,28-31}, namely, we rewrite the Hamiltonian by using the non-orthogonal basis that is composed of few atomic sites. As a bonus of this rewriting, we can easily find a set of localized states that corresponds to the flat band in the momentum-space representation. Such states are helpful for considering the intriguing many-body effects such as Wigner crystallization³², superconductivity³³, and quantum many body scar³⁴. As for the spin-1 Dirac cones, which is a triple band touching

including linearly dispersive bands, they appear at two different momenta with different energies. We find that some interesting features which can not be described by the simple Dirac Hamiltonian. This indicates that some symmetry-allowed modifications are needed to describe these spin-1 Dirac cones. To further reveal the effect of topological gap-opening of the modified spin-1 Dirac cones, we consider the Hofstadter problem in the presence of the external magnetic field. We find that, despite the modification, the profile of the Chern numbers around the modified spin-1 Dirac cones coincides with the conventional one.

The rest of this paper is structured as follows. In Sec. II, we introduce the model we study in this paper, namely, the spinless fermion model on a square kagome lattice. We closely analyze the band structures and elucidate two characteristic features, namely the flat band and the spin-1 Dirac cone. In Sec. III, we show the Hofstadter diagram of the square kagome model, paying particular attention to the topological gap-opening of the modified spin-1 Dirac cones. Finally, we present the summary of this paper in Sec. IV. We remark

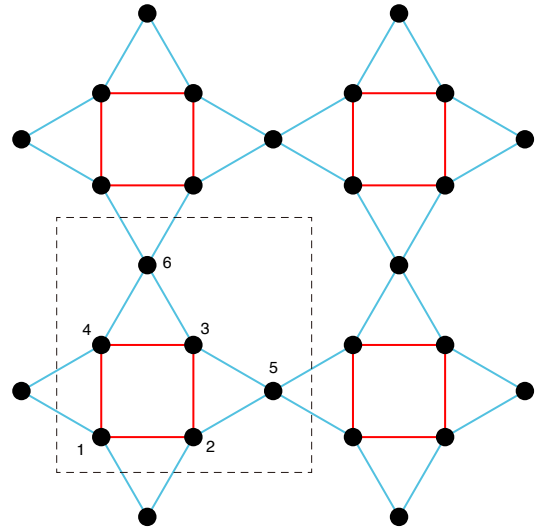


FIG. 1. A square kagome lattice. A black dashed square denotes the unit cell.

that part of the results has already been shown in Ref. 34, where we discussed the possibility of the quantum scar state in this model in the presence of interactions. Here we focus on the comprehensive understanding of the single-particle band structures and its topological properties, which has not been addressed in Ref. 34.

II. MODEL AND BAND STRUCTURE

We consider the tight-binding model without external field for spinless fermions on a square kagome lattice with NN hoppings, $H = \sum_{\langle i,j \rangle} t_{i,j} c_i^\dagger c_j + (\text{H.c.})$. Here $t_{i,j}$ is the transfer integral between the sites i and j , and c_i (c_i^\dagger) stands for the annihilation (creation) operator at the site i . Each site is specified by the position of the unit cell $\mathbf{R} = R_x \mathbf{e}_x + R_y \mathbf{e}_y$ and the sublattice $\alpha = 1, \dots, 6$ (Fig. 1).

In the following, we consider the case where red (blue) bonds have transfer integral t_1 (t_2). The Hamiltonian in the momentum-space representation is

$$H = \sum_{\mathbf{k}} \mathbf{c}_{\mathbf{k}}^\dagger \mathcal{H}_{\mathbf{k}} \mathbf{c}_{\mathbf{k}}, \quad (1)$$

where $\mathbf{c}_{\mathbf{k}} = (c_{\mathbf{k},1}, \dots, c_{\mathbf{k},6})^T$, and

$$\mathcal{H}_{\mathbf{k}} = \begin{pmatrix} 0 & t_1 & 0 & t_1 & t_2 e^{-ik_x} & t_2 e^{-ik_y} \\ t_1 & 0 & t_1 & 0 & t_2 & t_2 e^{-ik_y} \\ 0 & t_1 & 0 & t_1 & t_2 & t_2 \\ t_1 & 0 & t_1 & 0 & t_2 e^{-ik_x} & t_2 \\ t_2 e^{ik_x} & t_2 & t_2 & t_2 e^{ik_x} & 0 & 0 \\ t_2 e^{ik_y} & t_2 e^{ik_y} & t_2 & t_2 & 0 & 0 \end{pmatrix}. \quad (2)$$

Diagonalizing $\mathcal{H}_{\mathbf{k}}$, we obtain the band structure. We plot the band structures for $t_1 = t_2$ [Fig. 2(a)], $t_1 < t_2$ [Fig. 2(b)], and $t_1 > t_2$ [Fig. 2(c)] (here we set both t_1 and t_2 to be positive). Clearly, several characteristics appear in the band structures, as we will discuss in details below.

A. Flat bands

We see in Fig. 2 that a flat band with the energy $-2t_1$ exists. For both t_1 and t_2 being positive, the flat band has the lowest energy for $t_1 \geq t_2$ whereas a dispersive band has the lowest energy for $t_1 < t_2$.

The emergence of the flat band is accounted for by the MO representation^{6,28-31}, which describes the generic flat-band models. Specifically, we define the following fermion operators composed of the linear combination of the atomic orbitals:

$$C_{\mathbf{R},1} = C_{\mathbf{R},2} + C_{\mathbf{R},3}, \quad (3a)$$

$$C_{\mathbf{R},2} = C_{\mathbf{R},3} + C_{\mathbf{R},4}, \quad (3b)$$

$$C_{\mathbf{R},3} = C_{\mathbf{R},4} + C_{\mathbf{R},1}, \quad (3c)$$

$$C_{\mathbf{R},4} = C_{\mathbf{R},5}, \quad (3d)$$

and

$$C_{\mathbf{R},5} = C_{\mathbf{R},6}. \quad (3e)$$

We additionally define

$$\tilde{C}_{\mathbf{R}} = C_{\mathbf{R},1} + C_{\mathbf{R},4}, \quad (4)$$

which satisfies

$$\tilde{C}_{\mathbf{R}} = C_{\mathbf{R},1} + C_{\mathbf{R},3} - C_{\mathbf{R},2}. \quad (5)$$

We call C -operators the MOs. For the schematics of the MOs, see Fig. 3(a).

Using these MOs, the Hamiltonian of Eq. (1) can be written as

$$H = \sum_{\mathbf{R}} t_1 \left(C_{\mathbf{R},1}^\dagger C_{\mathbf{R},1} + C_{\mathbf{R},2}^\dagger C_{\mathbf{R},2} + C_{\mathbf{R},3}^\dagger C_{\mathbf{R},3} + \tilde{C}_{\mathbf{R}}^\dagger \tilde{C}_{\mathbf{R}} \right) + t_2 \left(C_{\mathbf{R},1}^\dagger C_{\mathbf{R},4} + C_{\mathbf{R},2}^\dagger C_{\mathbf{R},5} + C_{\mathbf{R},3}^\dagger C_{\mathbf{R}-\mathbf{e}_x,4} + \tilde{C}_{\mathbf{R}}^\dagger C_{\mathbf{R}-\mathbf{e}_y,5} \right) + (\text{H.c.}) - 2t_1 \sum_i c_i^\dagger c_i. \quad (6)$$

Recalling that $\tilde{C}_{\mathbf{R}}$ is linearly dependent to other MOs, we find from (6) that the Hamiltonian (up to the constant energy shift of $-2t_1 \sum_i c_i^\dagger c_i$) can be written by using five degrees of freedom per unit cell, whereas each unit cell contains six atomic sites. This reduction of the number of degrees of freedom is the origin of the flat band. To be more concrete, performing the Fourier transformation and using Eq. (5), we find that the Hamiltonian matrix in the momentum space, $\mathcal{H}_{\mathbf{k}}$, can be written as

$$\mathcal{H}_{\mathbf{k}} = \Psi_{\mathbf{k}} h_{\mathbf{k}} \Psi_{\mathbf{k}}^\dagger - 2t_1 I_6, \quad (7)$$

where

$$\Psi_{\mathbf{k}} = \begin{pmatrix} 0 & 0 & 1 & 0 & 0 \\ 1 & 0 & 0 & 0 & 0 \\ 1 & 1 & 0 & 0 & 0 \\ 0 & 1 & 1 & 0 & 0 \\ 0 & 0 & 0 & 1 & 0 \\ 0 & 0 & 0 & 0 & 1 \end{pmatrix} \quad (8)$$

and

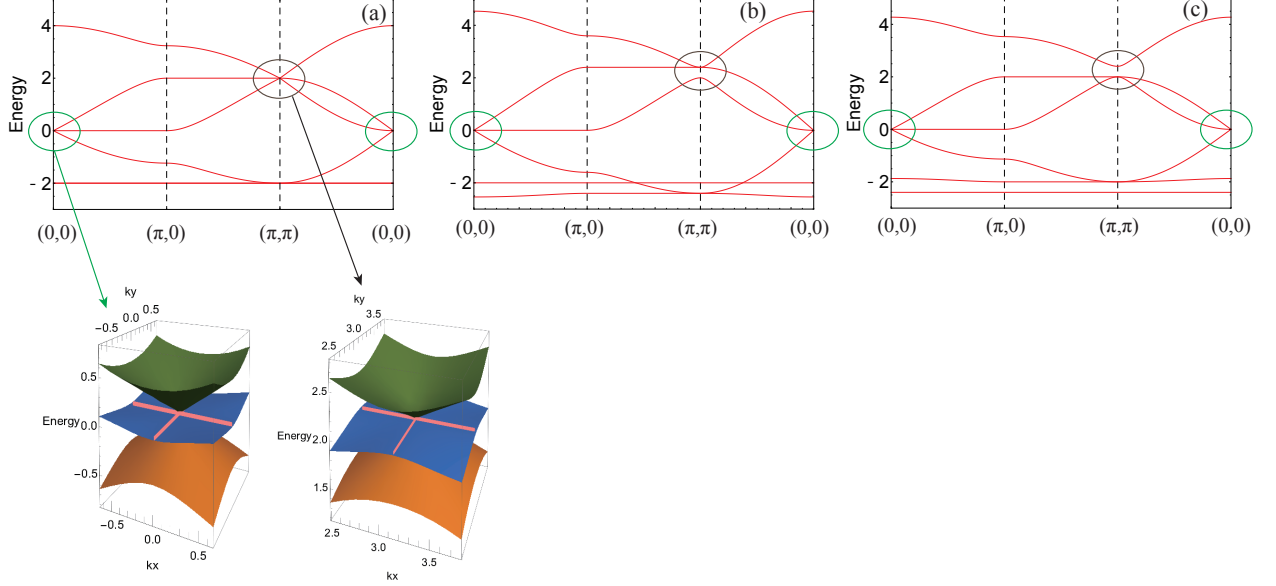


FIG. 2. The band structures for the tight-binding model for (a) $t_1 = 1, t_2 = 1$, (b) $t_1 = 1, t_2 = 1.2$, and (c) $t_1 = 1.2, t_2 = 1$. For (a), we show the zoom-up of the spin-1 Dirac cones. Pink lines correspond to the directions where the middle band has flat dispersion.

$$h_{\mathbf{k}} = \begin{pmatrix} 2t_1 & -t_1 & t_1 & t_2 & t_2 e^{-ik_y} \\ -t_1 & 2t_1 & -t_1 & 0 & t_2(1 - e^{-ik_y}) \\ t_1 & -t_1 & 2t_1 & t_2 e^{-ik_x} & t_2 e^{-ik_y} \\ t_2 & 0 & t_2 e^{ik_x} & 2t_1 & 0 \\ t_2 e^{ik_y} & t_2(1 - e^{ik_y}) & t_2 e^{ik_y} & 0 & 2t_1 \end{pmatrix}. \quad (9)$$

Note that the ℓ -th column of the 6×5 matrix $\Psi_{\mathbf{k}}$ corresponds to the momentum-space representation of the MOs $C_{\mathbf{R},\ell}$. Namely, the relation,

$$\mathbf{C}_{\mathbf{k}} = \Psi_{\mathbf{k}}^\dagger \mathbf{c}_{\mathbf{k}} \quad (10)$$

with $\mathbf{C}_{\mathbf{k}} = (C_{\mathbf{k},1}, \dots, C_{\mathbf{k},5})^T$, holds. We also note that the second term of Eq. (7) gives a mere constant shift of the energy, and that $\Psi_{\mathbf{k}}$ in this model is actually \mathbf{k} -independent.

Equation (7) indicates that the vector which belongs to the kernel of $\Psi_{\mathbf{k}}^\dagger$ becomes an eigenstate of $\mathcal{H}_{\mathbf{k}}$ with the eigenenergy $-2t_1$. Actually, the kernel of $\Psi_{\mathbf{k}}^\dagger$ can easily be found, that is,

$$\mathbf{u}_{\mathbf{k}} = \frac{1}{2} \begin{pmatrix} 1 \\ -1 \\ 1 \\ -1 \\ 0 \\ 0 \end{pmatrix}. \quad (11)$$

By performing the inverse Fourier transformation to $\mathbf{u}_{\mathbf{k}}$, we find that H has localized eigenstates on every square plaquette

[Fig. 3(b)]:

$$\begin{aligned} L_{\mathbf{R}}^\dagger &= \frac{1}{\sqrt{N_{\text{u.c.}}}} \sum_{\mathbf{k}} e^{i\mathbf{k} \cdot \mathbf{R}} \left(\mathbf{c}_{\mathbf{k}}^\dagger \cdot \mathbf{u}_{\mathbf{k}} \right) \\ &= \frac{1}{2} \left(c_{\mathbf{R},1}^\dagger - c_{\mathbf{R},2}^\dagger + c_{\mathbf{R},3}^\dagger - c_{\mathbf{R},4}^\dagger \right), \end{aligned} \quad (12)$$

which satisfies $[H, L_{\mathbf{R}}^\dagger] = -2t_1 L_{\mathbf{R}}^\dagger$ and $\{C_{\mathbf{R},\ell}, L_{\mathbf{R}'}^\dagger\} = 0$. ($N_{\text{u.c.}}$ is the number of unit cells.) Note that the symbols $[\cdot, \cdot]$ and $\{\cdot, \cdot\}$ stand for the commutation and the anticommutation, respectively. We also note that the same wave function was found as a localized magnon mode in Ref. 15. Such localized orbitals with finite support, corresponding to the real-space representation of the flat band eigenstates, are found in many flat band models^{5,33} and are recently called the compact localized states (CLSs)^{34–37}. Remarkably, $L_{\mathbf{R}}^\dagger$'s are orthogonal to each other, and the neighboring $L_{\mathbf{R}'}^\dagger$'s are separated from each other by two NN bonds. This fact indicates that, the many-body state of 1/6-filling $|\Psi_L\rangle = \prod_{\mathbf{R}} L_{\mathbf{R}}^\dagger |0\rangle$, where $|0\rangle$ stands for the fermion vacuum, remains to be an eigenstate when introducing the NN interaction, $H_{\text{int}} \sum_{\langle i,j \rangle} n_i n_j$, where $n_i = c_i^\dagger c_i$, because $H_{\text{int}} |\Psi_L\rangle = 0$. In fact, $|\Psi_L\rangle$ has a long-range order, i.e., a Wigner-solid-like charge order³². Further, as we have pointed out in the prior work³⁴, $|\Psi_L\rangle$ becomes a quantum scar state if it does not have the lowest energy but is

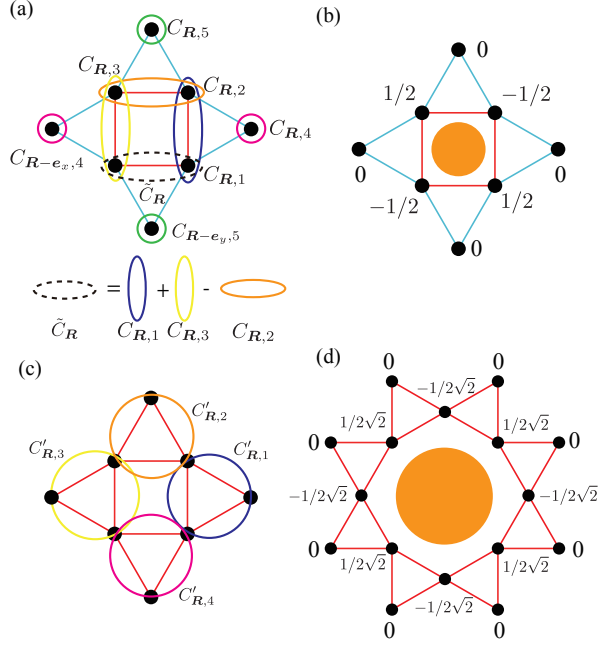


FIG. 3. Schematic figure of (a) MOs for $t_1 \neq t_2$ and (b) a CLS on a square plaquette. The panels (c) and (d) are the MOs and an additional CLS on octagonal plaquette, respectively, which are valid only for $t_1 = t_2$.

embedded in the middle of the many-body energy spectrum.

We additionally note that the case of $t_1 = t_2$ is special in that an alternative choice of the MOs is allowed, which leads to the two-fold degeneracy of the flat band. To be specific, we use the following four MOs living on triangles, $C'_{R,1} - C'_{R,4}$, to rewrite the Hamiltonian. Their explicit forms are given as

$$C'_{R,1} = c_{R,2} + c_{R,3} + c_{R,5}, \quad (13a)$$

$$C'_{R,2} = c_{R,3} + c_{R,4} + c_{R,6}, \quad (13b)$$

$$C'_{R,3} = c_{R,3} + c_{R,4} + c_{R-e_x,5}, \quad (13c)$$

and

$$C'_{R,4} = c_{R,4} + c_{R,1} + c_{R-e_y,6}. \quad (13d)$$

Then, the Hamiltonian for $t_1 = t_2$ can be rewritten as

$$H = t_1 \sum_{\mathbf{R}} C'_{R,1} \dagger C'_{R,1} + C'_{R,2} \dagger C'_{R,2} + C'_{R,3} \dagger C'_{R,3} + C'_{R,4} \dagger C'_{R,4} - 2t_1 \sum_i c_i \dagger c_i. \quad (14)$$

In the momentum space, $\mathcal{H}_{\mathbf{k}}$ can be written as

$$\mathcal{H}_{\mathbf{k}} = \Psi'_{\mathbf{k}} h'_{\mathbf{k}} \Psi'_{\mathbf{k}} \dagger - 2t_1 I_6, \quad (15)$$

where

$$\Psi'_{\mathbf{k}} = \begin{pmatrix} 0 & 0 & 1 & 1 \\ 1 & 0 & 0 & 1 \\ 1 & 1 & 0 & 0 \\ 0 & 1 & 1 & 0 \\ 1 & 0 & e^{ik_x} & 0 \\ 0 & 1 & 0 & e^{ik_y} \end{pmatrix} \quad (16)$$

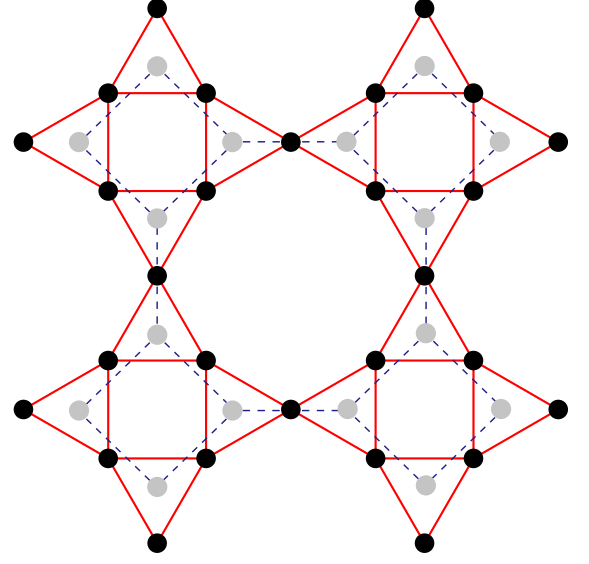


FIG. 4. Duality between the square kagome lattice and the square octagon lattice. The sites on the square octagon lattice are depicted as gray dots.

and

$$h'_{\mathbf{k}} = t_1 I_4. \quad (17)$$

Again, the kernel of $\Psi'_{\mathbf{k}} \dagger$ equals to the eigenspace of $\mathcal{H}_{\mathbf{k}}$ with the eigenenergy $-2t_1$. As the dimension of the kernel of $\Psi'_{\mathbf{k}} \dagger$ is two, the flat band for this parameter becomes doubly degenerate. Furthermore, at $\mathbf{k} = (\pi, \pi)$, the dimension of the kernel of $\Psi'_{\mathbf{k}} \dagger$ becomes three, meaning that one additional mode having the energy $-2t_1$ appears at this momentum. In fact, this leads to the quadratic band touching between the flat band and the dispersive band, which occurs in various flat-band models including the conventional kagome lattice^{5,29,38,39}.

How are the CLSs changed in accordance with the change of the MOs? To see this, we first note that $\{L_{\mathbf{R}}, C'_{R,\ell} \dagger\} = 0$ ($\ell = 1, 2, 3, 4$), thus $L_{\mathbf{R}}$ still serves as the CLS. In addition, the two-fold degeneracy of the flat band indicates the existence of additional species of the CLSs. In fact, such CLSs are located in each octagonal plaquette:

$$L'_{\mathbf{R}} \dagger = \frac{1}{2\sqrt{2}} \left[c_{R,3} \dagger + c_{R+e_x,4} \dagger + c_{R+e_x+e_y,1} \dagger + c_{R+e_y,2} \dagger \right] - \frac{1}{2\sqrt{2}} \left[c_{R,5} \dagger + c_{R+e_x,6} \dagger + c_{R+e_y,5} \dagger + c_{R,6} \dagger \right], \quad (18)$$

which satisfies $[H, L'_{\mathbf{R}} \dagger] = -2t_1 L'_{\mathbf{R}} \dagger$ and $\{L'_{\mathbf{R}}, C'_{R,\ell} \dagger\} = 0$. Note that $L_{\mathbf{R}}$'s and $L'_{\mathbf{R}}$'s are not orthogonal to each other. To be concrete, due to the fact that the two kinds of CLS share the sites of sublattices 1-4, they satisfy the following relation:

$$\sum_{\mathbf{R}} (-1)^{R_x+R_y} L_{\mathbf{R}} \dagger = \sum_{\mathbf{R}} (-1)^{R_x+R_y} L'_{\mathbf{R}} \dagger. \quad (19)$$

Equation (19) indicates that one of the CLSs are linearly dependent of the others, thus the number of linearly independent

CLSs is $2N_{\text{u.c.}} - 1$. Meanwhile, quadratic band touching at $(k_x, k_y) = (\pi, \pi)$ indicates that the number of states having the energy $-2t_1$ is $2N_{\text{u.c.}} + 1$, which deviates from the number of linearly independent CLSs by 2. This can be compensated by the loop states that wind the torus on which the system is placed (when the periodic boundary condition is imposed), as is the case of the kagome lattice⁵.

B. Duality to the square-octagon model

Here we remark that the MO representation in the case of $t_1 = t_2$ is related to the duality between the square kagome lattice and the square octagon lattice. Namely, if we put a site at the center of every triangular plaquette (where the MOs are placed), we obtain the square octagon lattice (Fig. 4). In fact, due to this duality, the Hamiltonian matrix of the NN hopping model on a square octagon lattice, which we denote $\mathcal{H}_{\mathbf{k}}^{\text{oct}}$, is written as

$$\mathcal{H}_{\mathbf{k}}^{\text{oct}} = t_1 \Psi_{\mathbf{k}}' \Psi_{\mathbf{k}}'^{\dagger} - 3t_1 I_4. \quad (20)$$

In fact, it follows from Eqs. (15) and (20) that the dispersion relations of the square kagome model and that for the square octagon model is the same up to the constant shift, because the eigenvalues of $\Psi_{\mathbf{k}}' \Psi_{\mathbf{k}}'^{\dagger}$ are the same as those for $\Psi_{\mathbf{k}} \Psi_{\mathbf{k}}'^{\dagger}$ besides two zero modes for $\Psi_{\mathbf{k}} \Psi_{\mathbf{k}}'^{\dagger}$ ⁴⁰. Therefore, the spin-1 Dirac cones which we will discuss in the next subsection appear in the square octagon model as well⁴¹. The square octagon lattice also attracts attentions as a platform for exotic phenomena⁴¹⁻⁴⁶, so we expect that this perspective of the MO representation will be useful for further research.

C. Spin-1 Dirac cones

Another interesting feature of the square kagome fermion model is the emergence of the triple band touchings composed of two linearly-dispersive bands and one quadratic band. For $t_1 = t_2$, they appear at $\mathbf{k} = (0, 0)$ and $\mathbf{k} = (\pi, \pi)$, whose energies are 0 and $2t_1$, respectively, while that at $\mathbf{k} = (\pi, \pi)$ is gapped out when $t_1 \neq t_2$. Such band structures are referred to as the spin-1 Dirac cone and carries the monopole of charge two⁴⁷. In tight-binding models, it appears in various systems such as a Lieb lattice⁴⁸ and related systems^{30,49-51}. Note that the spin-1 Dirac cone does not necessarily appear in a pairwise manner, i.e., it is an exception of the Nielsen-Ninomiya theorem⁵².

The low-energy effective Hamiltonian of the conventional is spin-1 Dirac cone is written as

$$H_{\mathbf{k}}^{\text{D}} = v(\delta\mathbf{k}) \cdot \mathbf{S}, \quad (21)$$

where v is the velocity of the Dirac fermion, $\delta\mathbf{k}$ is the momentum measured from the Dirac point, and $\mathbf{S} = (S_x, S_y, S_z)$ is the spin operator of $S = 1$. In this form of the effective model, one has the dispersion relation $E_{\mathbf{k}} = 0, \pm v|\delta\mathbf{k}|$, which contains the completely flat band. However, looking at the band structure of the square kagome model more closely, we find

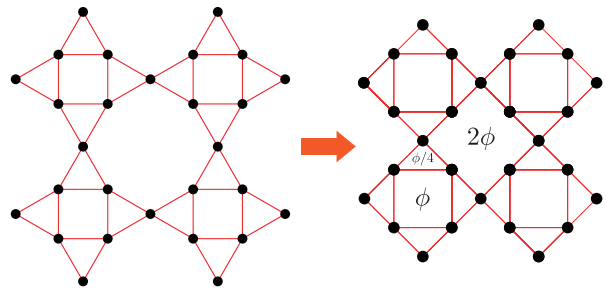


FIG. 5. Schematic of the flux distribution considered in this paper.

unique features of the spin-1 Dirac cones that can not be described by the effective model of Eq. (21): (i) The middle band is not completely flat, but it is flat only in particular directions, namely, $(k_x, 0)$ and $(0, k_y)$ [see pink lines in Fig. 2(a)]. (ii) Away from the lines of $k_x = \pm k_y$, two dispersive bands do not have particle-hole symmetric dispersion with respect to the Dirac point. Remarkably, these two features are sharp contrast to typical examples^{30,48-51}, due to the following reason. In the typical models of the spin-1 Dirac cones, such as the Lieb lattice model, the middle band is the completely flat band and the entire spectrum is particle-hole symmetric, since the model is chiral symmetric and the number of sublattices under the bipartition has an imbalance. On the other hand, the square kagome model does not have the chiral symmetry, resulting in (i) and (ii). To reproduce these features, one has to incorporate symmetry-allowed corrections⁵³ in addition to Eq. (21).

III. HOFSTADTER PROBLEM

As is well-known, topological gap-opening of Dirac cones in two dimensions leads to topological insulators with a finite Chern number^{54,55}. Turning to the present model, the emergence of the modified spin-1 Dirac cones poses a questions: how the Chern number behaves upon topological gap opening in the modified spin-1 Dirac cones? To address this question, we consider the Hofstadter problem on a square kagome lattice. For simplicity, we consider the case of $t_1 = t_2 = 1$. We also deform the lattice with keeping the connectivity of the bonds of the square kagome lattice, as shown in Fig. 5, so that the flux penetrating each plaquette (shaped in either a triangular or a square) becomes rational.

In Fig. 6(a), we draw the Hofstadter diagram obtained by the numerical diagonalization on a finite system. The flux per unit cell is set to be 4ϕ , where ϕ is given as $\phi = \frac{P}{Q}\phi_0$. Here, Q is a prime number, $P = 0, \dots, 4Q$, and ϕ_0 is a flux quantum. The system considered here contains P unit cells in x direction and N_{mesh} unit cells in y direction, so the total number of unit cells is $N_{\text{u.c.}} = QN_{\text{mesh}}$. We assign the periodic boundary condition in both x and y directions. To obtain Fig. 6(a), we set $Q = 101$ and $N_{\text{mesh}} = 24$. We see a complex pattern of gap-opening, which somewhat resembles that for other frustrated lattices such as checkerboard (Mielke)⁶³

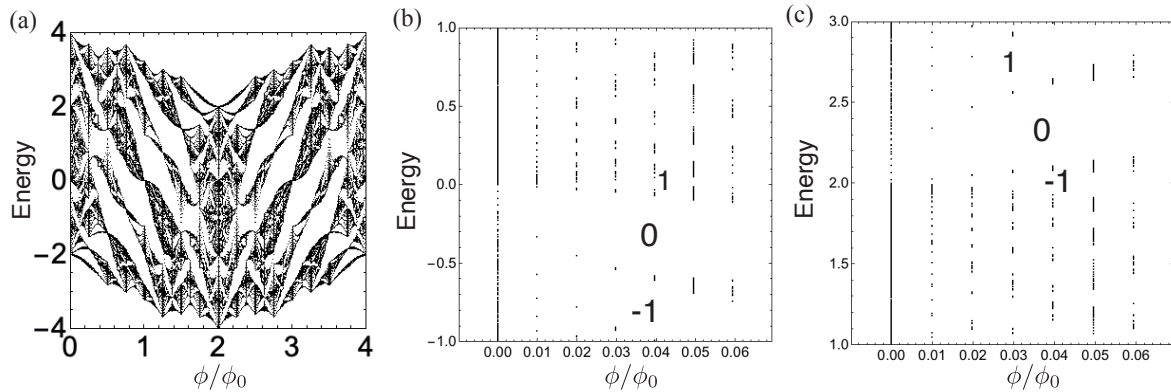


FIG. 6. (a) The Hofstadter diagram of the square kagome model. The zoom-up in the low field for (b) near $E = 0$ and (c) $E = 2$. The numbers at the blanks are the Chern numbers.

and kagome lattices⁵⁷.

To investigate the topological gap opening of the spin-1 Dirac cones, we focus on the low-field limit and calculate the Chern number. To obtain the Chern number at a certain gap from the diagram, we employ the Streda formula⁵⁹:

$$\nu = \frac{\Delta(N_{\text{state}}/N_{\text{u.c.}})}{4\Delta\phi}, \quad (22)$$

where ν stands for the total Chern number at the gap below which the states are occupied, and N_{state} is the number of states below the gap. The factor 4 in the denominator in Eq. (22) reflects the fact that the flux per unit cell is 4ϕ . The Chern numbers for the gaps are shown in Figs. 6(b) and 6(c) for the Dirac cone at $E = 0$ and $E = 2$, respectively. Here we use the data for $\phi/\phi_0 \in [0, \frac{6}{101}]$. In both of two cases, the Chern number changes as $-1 \rightarrow 0 \rightarrow 1$. Note that the change of the Chern number by one, which is the half of the monopole charge, originates from the fact that, in two-dimensions, the magnetic flux penetrating only one of hemispheres around the Dirac point can contribute to the Chern number^{60,61}. This behavior coincides with the case of the single massless spin-1 Dirac cone⁶², although the spectrum is highly particle-hole asymmetric. Note that we do not see the field-insensitive energy modes, which are characteristic of the conventional spin-1 Dirac systems⁶³. This is attributed to the absence of the sublattice-imbalanced chiral symmetry, as pointed out before.

IV. SUMMARY

We have investigated the band structures of the tight-binding model on a square kagome lattice. In the NN hopping model without external field, the flat band and the spin-1 Dirac cones appear. As for the flat band, we elucidate its origin by using the MO representation. As for the spin-1 Dirac cones, they appear in $(0, 0)$ and (π, π) , each of which has different energy. They also exhibit interesting features, namely the bending of the middle band and the particle-hole asymmetry, which indicates the modification term to the conventional Dirac Hamiltonian is necessary. We further find that, in the presence of the external field, the topological band gap appears at the modified spin-1 Dirac cones, and the Chern number of several gaps around the cones behaves in the same way as the conventional one.

To conclude, we hope that our work provides a renewed view of the square kagome model as a playground for characteristic band structures induced by geometrical frustration. Also, studying the correlation effects will be interesting direction for the future study. In fact, we have already pointed out that the CLSs associated with the flat band lead to the quantum scar state at $1/6$ -filling³⁴. Besides, the localized spin model on this lattice is considered to be a candidate of quantum spin liquid^{13–26}. Hence, we expect that a variety of exotic phases will appear when we consider the various fillings or incorporate the spin degrees of freedom.

ACKNOWLEDGMENTS

T. M. thanks K. Kudo for fruitful discussions. This work is supported by the JSPS KAKENHI, Grants No. JP17H06138 and No. JP20K14371 (T. M.), Japan.

* mizoguchi@rhodia.ph.tsukuba.ac.jp

¹ L. Balents, *Nature* **464**, 199 (2010).

² Y. Zhou, K. Kanoda, and T.-K. Ng, *Rev. Mod. Phys.* **89**, 025003 (2017).

- ³ A. Mielke, *Journal of Physics A: Mathematical and General* **24**, L73 (1991).
- ⁴ A. Mielke, *Journal of Physics A: Mathematical and General* **24**, 3311 (1991).
- ⁵ D. L. Bergman, C. Wu, and L. Balents, *Phys. Rev. B* **78**, 125104 (2008).
- ⁶ Y. Hatsugai and I. Maruyama, *EPL (Europhysics Letters)* **95**, 20003 (2011).
- ⁷ T. Kariyado and Y. Hatsugai, *Phys. Rev. B* **88**, 245126 (2013).
- ⁸ Y. Yamashita, M. Tomura, Y. Yanagi, and K. Ueda, *JPS Conference Proceedings* **3**, 016012 (2014).
- ⁹ J. N. Reimers, A. J. Berlinsky, and A.-C. Shi, *Phys. Rev. B* **43**, 865 (1991).
- ¹⁰ D. A. Garanin and B. Canals, *Phys. Rev. B* **59**, 443 (1999).
- ¹¹ S. V. Isakov, K. Gregor, R. Moessner, and S. L. Sondhi, *Phys. Rev. Lett.* **93**, 167204 (2004).
- ¹² K. Essafi, L. D. C. Jaubert, and M. Udagawa, *Journal of Physics: Condensed Matter* **29**, 315802 (2017).
- ¹³ R. Siddharthan and A. Georges, *Phys. Rev. B* **65**, 014417 (2001).
- ¹⁴ P. Tomczak and J. Richter, *Journal of Physics A: Mathematical and General* **36**, 5399 (2003).
- ¹⁵ O. Derzhko and J. Richter, *Eur. Phys. J. B* **52**, 23 (2006).
- ¹⁶ J. Richter, J. Schulenburg, P. Tomczak, and D. Schmalfuß, *Condensed Matter Physics* **12**, 507 (2009).
- ¹⁷ J. Wildeboer and A. Seidel, *Phys. Rev. B* **83**, 184430 (2011).
- ¹⁸ H. Nakano and T. Sakai, *Journal of the Physical Society of Japan* **82**, 083709 (2013).
- ¹⁹ O. Derzhko, J. Richter, O. Krupnitska, and T. Krokhamalskii, *Phys. Rev. B* **88**, 094426 (2013).
- ²⁰ I. Rousochatzakis, R. Moessner, and J. van den Brink, *Phys. Rev. B* **88**, 195109 (2013).
- ²¹ O. Derzhko, J. Richter, O. Krupnitska, and T. Krokhamalskii, *Low Temperature Physics* **40**, 513 (2014).
- ²² A. Ralko and I. Rousochatzakis, *Phys. Rev. Lett.* **115**, 167202 (2015).
- ²³ R. Pohle, O. Benton, and L. D. C. Jaubert, *Phys. Rev. B* **94**, 014429 (2016).
- ²⁴ K. Morita and T. Tohyama, *Journal of the Physical Society of Japan* **87**, 043704 (2018).
- ²⁵ Y. Hasegawa, H. Nakano, and T. Sakai, *Phys. Rev. B* **98**, 014404 (2018).
- ²⁶ T. Lukan, L. D. C. Jaubert, and A. Ralko, *Phys. Rev. Research* **1**, 033147 (2019).
- ²⁷ M. Fujihala, K. Morita, R. Mole, S. Mitsuda, T. Tohyama, S.-i. Yano, D. Yu, S. Sota, T. Kuwai, A. Koda, H. Okabe, H. Lee, S. Itoh, T. Hawaii, T. Masuda, H. Sagayama, A. Matsuo, K. Kindo, S. Ohira-Kawamura, and K. Nakajima, *Nature Communications* **11**, 3429 (2020).
- ²⁸ Y. Hatsugai, K. Shiraishi, and H. Aoki, *New Journal of Physics* **17**, 025009 (2015).
- ²⁹ T. Mizoguchi and Y. Hatsugai, *EPL (Europhysics Letters)* **127**, 47001 (2019).
- ³⁰ T. Mizoguchi, M. Maruyama, S. Okada, and Y. Hatsugai, *Phys. Rev. Materials* **3**, 114201 (2019).
- ³¹ T. Mizoguchi and Y. Hatsugai, *Phys. Rev. B* **101**, 235125 (2020).
- ³² C. Wu, D. Bergman, L. Balents, and S. Das Sarma, *Phys. Rev. Lett.* **99**, 070401 (2007).
- ³³ S. D. Huber and E. Altman, *Phys. Rev. B* **82**, 184502 (2010).
- ³⁴ Y. Kuno, T. Mizoguchi, and Y. Hatsugai, *Phys. Rev. B* **102**, 241115 (2020).
- ³⁵ S. Flach, D. Leykam, J. D. Bodyfelt, P. Matthies, and A. S. Desyatnikov, *EPL (Europhysics Letters)* **105**, 30001 (2014).
- ³⁶ F. D. R. Santos and R. G. Dias, *Scientific Reports* **10**, 4532 (2020).
- ³⁷ Y. Kuno, *Phys. Rev. B* **101**, 184112 (2020).
- ³⁸ T. Bilitewski and R. Moessner, *Phys. Rev. B* **98**, 235109 (2018).
- ³⁹ J.-W. Rhim and B.-J. Yang, *Phys. Rev. B* **99**, 045107 (2019).
- ⁴⁰ We note that Eq. (15) can be rewritten as $\mathcal{H}_k = t_1 \Psi'_k \Psi'^{\dagger}_k - 2t_1 I_6$, as h'_k is proportional to the identity matrix.
- ⁴¹ M. Kargarian and G. A. Fiete, *Phys. Rev. B* **82**, 085106 (2010).
- ⁴² T. Kariyado and Y. Hatsugai, *Phys. Rev. B* **90**, 085132 (2014).
- ⁴³ K. Kudo, T. Kariyado, and Y. Hatsugai, *Journal of the Physical Society of Japan* **86**, 103701 (2017).
- ⁴⁴ B. Pal, *Phys. Rev. B* **98**, 245116 (2018).
- ⁴⁵ F. Crasto de Lima, G. J. Ferreira, and R. H. Miwa, *Phys. Chem. Chem. Phys.* **21**, 22344 (2019).
- ⁴⁶ L. H. C. M. Nunes and C. M. Smith, *Phys. Rev. B* **101**, 224514 (2020).
- ⁴⁷ M. V. Berry, *Proceedings of the Royal Society of London. A. Mathematical and Physical Sciences* **392**, 45 (1984).
- ⁴⁸ E. H. Lieb, *Phys. Rev. Lett.* **62**, 1201 (1989).
- ⁴⁹ B. Sutherland, *Phys. Rev. B* **34**, 5208 (1986).
- ⁵⁰ N. Shima and H. Aoki, *Phys. Rev. Lett.* **71**, 4389 (1993).
- ⁵¹ J. Vidal, R. Mosseri, and B. Douçot, *Phys. Rev. Lett.* **81**, 5888 (1998).
- ⁵² E. Dagotto, E. Fradkin, and A. Moreo, *Physics Letters B* **172**, 383 (1986).
- ⁵³ B. Bradlyn, J. Cano, Z. Wang, M. G. Vergniory, C. Felser, R. J. Cava, and B. A. Bernevig, *Science* **353**, 10.1126/science.aaf5037 (2016).
- ⁵⁴ G. W. Semenoff, *Phys. Rev. Lett.* **53**, 2449 (1984).
- ⁵⁵ F. D. M. Haldane, *Phys. Rev. Lett.* **61**, 2015 (1988).
- ⁵⁶ D. R. Hofstadter, *Phys. Rev. B* **14**, 2239 (1976).
- ⁵⁷ T. Kimura, H. Tamura, K. Shiraishi, and H. Takayanagi, *Phys. Rev. B* **65**, 081307 (2002).
- ⁵⁸ Y. Hatsugai and M. Kohmoto, *Phys. Rev. B* **42**, 8282 (1990).
- ⁵⁹ P. Streda, *Journal of Physics C: Solid State Physics* **15**, L717 (1982).
- ⁶⁰ H. Watanabe, Y. Hatsugai, and H. Aoki, *Phys. Rev. B* **82**, 241403 (2010).
- ⁶¹ H. Watanabe, Y. Hatsugai, and H. Aoki, *Journal of Physics: Conference Series* **334**, 012044 (2011).
- ⁶² Y. Xu and L.-M. Duan, *Phys. Rev. B* **96**, 155301 (2017).
- ⁶³ H. Aoki, M. Ando, and H. Matsumura, *Phys. Rev. B* **54**, R17296 (1996).