

TRAVELLING WAVES, BLOW-UP AND EXTINCTION IN THE FISHER-STEFAN MODEL

Scott W. McCue^{*1}, Maud El-Hachem¹, and Matthew J. Simpson¹

¹School of Mathematical Sciences, Queensland University of Technology

Brisbane QLD 4001, Australia

December 23, 2024

Abstract

While there is a long history of employing moving boundary problems in physics, in particular via Stefan problems for heat conduction accompanied by a change of phase, more recently such approaches have been adapted to study biological invasion. For example, when a logistic growth term is added to the governing partial differential equation in a Stefan problem, one arrives at the *Fisher-Stefan* model, a generalisation of the well-known Fisher-KPP model, characterised by a leakage coefficient κ which relates the speed of the moving boundary to the flux of population there. This Fisher-Stefan model overcomes one of the well-known limitations of the Fisher-KPP model, since time-dependent solutions of the Fisher-Stefan model involve a well-defined front with compact support which is more natural in terms of mathematical modelling. Almost all of the existing analysis of the standard Fisher-Stefan model involves setting $\kappa > 0$, which can lead to either invading travelling wave solutions or complete extinction of the population. Here, we demonstrate how setting $\kappa < 0$ leads to retreating travelling waves and an interesting transition to finite-time blow-up. For certain initial conditions, population extinction is also observed. Our approach involves studying time-dependent solutions of the governing equations, phase plane and scaling analysis, leading to new insight into the possibilities of travelling waves, blow-up and extinction for this moving boundary problem. Matlab software used to generate the results in this work are available on Github

Keywords: Reaction–diffusion; Stefan problem; moving boundary problem; retreating fronts; sharp-fronted travelling waves.

^{*}To whom correspondence should be addressed. E-mail: scott.mccue@qut.edu.au

1 Introduction

Moving boundary problems are frequently used to model phenomena in physics, in particular melting/freezing processes where the moving boundary represents a solid/melt interface [1–3] or interfacial flow problems where the moving boundary is the interface between two fluids [4]. In diffusion-driven process, a moving boundary can be driven by swelling of one phase, for example a polymer or a porous material [5–7]. One key motivation from a physics perspective is to use moving boundary problems to describe pattern formation at the interface, such as that which occurs when a crystal forms from a supercooled melt [8, 9] or when viscous fingering develops in a Hele-Shaw cell [10, 11]. From a mathematical perspective, there is significant interest in studying various asymptotic or singular solutions to these models and their relevance for the underlying physics [12].

More recently, researchers have formulated a range of moving boundary problems to model the tissue dynamics and the collective motion of biological cells or bacteria [13–15]. In this study we shall be concerned with one of the more simple such moving boundary problems, for which the governing partial differential equation is the Fisher-KPP equation [16]. Our focus will be on parameter regimes for which the moving boundary retreats towards the population, instead of invading an empty space. Here the solutions may evolve to travelling waves, undergo extinction, or blow-up in finite time, the latter of which involving the speed of the moving boundary and the slope of the population density both becoming unbounded at the blow-up time. We shall establish links with ill-posed models for melting/freezing.

In particular, we will study the following dimensionless moving boundary problem

$$\frac{\partial u}{\partial t} = \frac{\partial^2 u}{\partial x^2} + u(1 - u), \quad 0 < x < s(t), \quad (1)$$

$$\frac{\partial u}{\partial x} = 0 \quad \text{on} \quad x = 0, \quad (2)$$

$$u = 0, \quad \frac{ds}{dt} = -\kappa \frac{\partial u}{\partial x} \quad \text{on} \quad x = s(t), \quad (3)$$

$$u(x, 0) = F(x), \quad 0 < x < s(0). \quad (4)$$

Here, $u(x, t)$ represents the density of a certain cell type (such as tumour cells or skin cells), which satisfies the Fisher-KPP equation (1) [17, 18]. In this simple model, cell motility is described by a constant diffusion coefficient, while cell proliferation is governed by the logistic growth term (here the carrying capacity has been scaled to be $u = 1$) [19, 20]. Extensive discussion and analysis of how to apply the Fisher-KPP equation to experiments in cell biology are provided in Refs [21–26], for example. The domain for the Fisher-KPP equation (1) is bounded to the right by a moving boundary $x = s(t)$,

at which the cell density vanishes. The second condition in (3) is a Stefan-like boundary condition [2] and for this reason we refer to (1)-(4) as the *Fisher-Stefan* model. The parameter κ in (3) is a leakage coefficient that drives the speed of the interface in the same way that a Stefan number does in the analogous Stefan problem.

The one-phase model (1)-(4) with a single moving boundary sits within a class of Stefan-type moving boundary problems for reaction diffusion models with a linear diffusion term. Much of this work began with Du & Lin [16], who studied advancing fronts that either go to extinction or evolve to travelling waves. They refer to these two options as leading to a “spreading-vanishing dichotomy”. Rigorous results for this one-phase problem were subsequently established for the long-time asymptotics, more general source terms, and the radially symmetric version in higher dimensions by Du and co-workers [27–29]. Since that time, much attention has been devoted to various generalisations, many of which are reviewed by Du [30]. In very recent times, a variety of extensions have been documented, including a rigorous results for different boundary conditions, nonlinear or nonlocal diffusion, generalised reaction terms, with one or two phases, as well as motivation in terms of applications in ecology [31–44]. Formal results and numerical simulations have been described by us [45–49] and others [50].

Most of the key results for the core Fisher-Stefan model (1)-(4) hold for $\kappa > 0$, for which the moving boundary $x = s(t)$ moves in the positive x -direction. For example, provided $s(0) > \pi/2$, the time-dependent solution of (1)-(4) will evolve towards a travelling wave profile with a speed $0 < c < 2$ that depends on κ , with $c \rightarrow 0^+$ as $\kappa \rightarrow 0^+$ and $c \rightarrow 2^-$ as $\kappa \rightarrow \infty$ [16, 30, 45]. This interval of c values for the Fisher-Stefan model is surprising because solutions of the traditional Fisher-KPP equation on $0 < x < \infty$ evolve to travelling wave profiles with speeds $c > 2$ and the travelling wave profiles for $0 < c < 2$ (whose trajectories in the phase plane have spiral at the origin) are normally discarded as being unphysical, since they involve negative population densities for sufficiently large values of the independent variable $z = x - ct$. A stronger result for (1)-(4) is that if $s(t)$ ever becomes greater than $\pi/2 - \kappa \int_0^{s(t)} u(x, t) dx$ then the travelling wave is guaranteed [45]. Alternatively, for $s(0) < \pi/2$ and $u(x, 0) = F(x)$ sufficiently small, the solution goes extinct with $u(x, t) \rightarrow 0$, $s(t) \rightarrow s_e$ as $t \rightarrow \infty$, where $s(0) < s_e < \pi/2$ is a constant [16, 30, 45]. This behaviour is interesting because solutions of the Fisher-KPP equation on $0 < x < \infty$ with a no-flux condition at $x = 0$ do not ever go extinct. Together the above results are referred to by Du and coworkers as the spreading-vanishing dichotomy [16, 30].

Much less attention has been devoted to (1)-(4) for $\kappa < 0$ [47, 48]. Here the moving boundary $x = s(t)$ propagates in the negative x -direction. For $-1 < \kappa < 0$, we have previously shown that, for sufficiently large $s(0)$, solutions to (1)-(4) very quickly evolve towards receding travelling wave profiles that persist as long as $s(t) \gg 1$ (ultimately the no-flux condition at $x = 0$ will disturb this trend) [47]. These travelling wave solutions move with speed $c \sim \kappa/\sqrt{3}$ as $\kappa \rightarrow 0$ and $c \sim -2^{-1}(1 + \kappa)^{-1/2}$ as

$\kappa \rightarrow -1^+$; their profiles correspond to portions of trajectories in the phase-plane that enter a saddle point. An exact solution for $c = -5/\sqrt{6}$ can be written down in terms of the equianharmonic case of the Weierstrass p-function [48, 51]. There is a stationary wave solution for $\kappa = 0$, which corresponds to a homoclinic orbit in the phase-plane [47]. Again, all of these travelling wave trajectories for $c \leq 0$ are normally discarded as being unphysical, as their full trajectories in the phase-plane involve negative population densities. Note the shape of the travelling wave profiles for $-1 < \kappa < 0$ are qualitatively similar to those for $\kappa > 0$, except that they become steeper as κ decreases.

In the first part of this paper, we are mostly concerned with presenting new results for the parameter regime $\kappa < -1$, for which a phase-plane analysis shows there are no travelling wave solutions. In section 2, for $s(0) \gg 1$ we demonstrate that time-dependent solutions to (1)-(4) can blow up in finite time for $\kappa < -1$, with $ds/dt \rightarrow -\infty$ as $t \rightarrow t_c$, and conjecture that for the borderline case $\kappa = -1$ the blow up is at infinite time. These results are interesting because this type of blow up has not ever been observed before for models with the Fisher-KPP equation. For $s(0) = \mathcal{O}(1)$, in section 3 we re-scale the problem in order to compare with a well-studied Stefan problem for melting a superheated solid (or freezing a supercooled liquid). We provide estimates for the distance the moving boundary travels before the solution goes to extinction. As such, we provide new links between the Fisher-Stefan moving boundary model with ill-posed Stefan problems. Finally, we provide concluding remarks in section 4. Full details of our numerical scheme are provided in Appendix A.1, while MATLAB software to solve the time-dependent PDE models in this work are available on Github at https://github.com/ProfMJSimpson/Fisher_blowup.

2 Travelling waves and blow-up for $s(0) \gg 1$

2.1 Time-dependent solutions

In this section we shall explore the time-dependent behaviour of solutions to (1)-(4) for cases in which $s(0) \gg 1$. The motivation here is to observe the solution evolving to a travelling wave profile ($-1 < \kappa < 0$) or blowing up in finite time ($\kappa < -1$). Provided that $s(t) \gg 1$, the consequences of imposing the no-flux condition (2) are negligible (thus, in effect, we are treating (1)-(4) on $-\infty < x \leq s(t)$).

For that purpose, we use the initial condition

$$F(x) = \alpha(1 - H(s(0))), \tag{5}$$

which is simply a step function, where $H(x)$ is the Heaviside function and $\alpha > 0$ is a parameter that

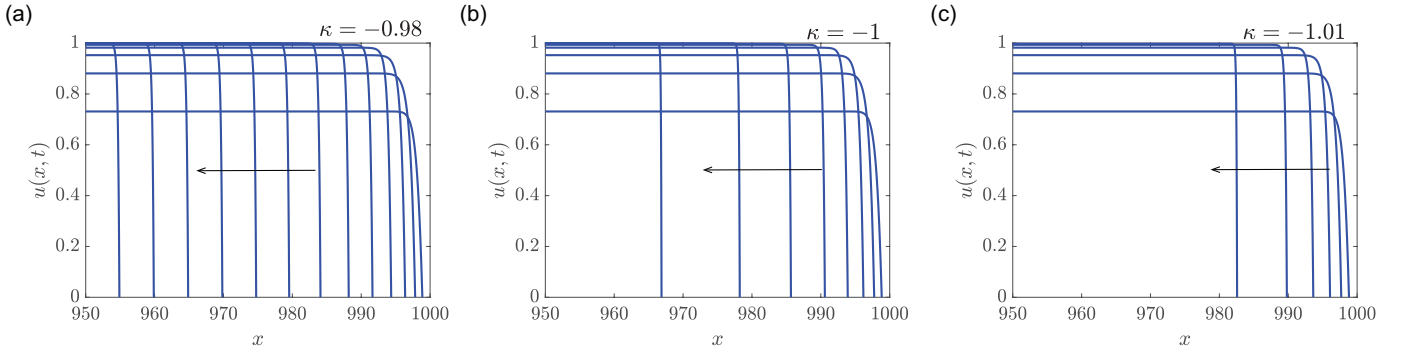


Figure 1: Time-dependent solutions of (1)-(4) for three different values of κ : (a) $\kappa = -0.98$; (b) $\kappa = -1$; (c) $\kappa = -1.01$. In each case we have use the initial condition (5) with $\alpha = 0.5$ and $s(0) = 1000$. The solutions are drawn at unit time intervals up to (a) $t = 13$, (b) $t = 8$, (c) $t = 6$. These three examples are representative of solutions that appear to (a) evolve to a travelling wave, (b) blow up in infinite time, (c) undergo finite-time blow-up.

stipulates the initial density. A crucial step for our numerical scheme is to map $0 < x < s(t)$ to a fixed domain $0 < \xi < 1$ via $\xi = x/s(t)$. The solutions we are interested in turn out to be very steep near $x = s(t)$ ($\xi = 1$) and very flat near $x = 0$ ($\xi = 0$), and so it proves useful to discretise the unit interval in ξ with an uneven mesh such that the grid points are increasing close together as ξ increases. For all the simulations in this paper we use $N = 1001$ grid points so that the smallest grid spacing near $\xi = 1$ is 1×10^{-6} . All the details of the numerical scheme are recorded in Appendix A.1.

In figure 1 we show numerical solutions for three different values of leakage coefficient κ , all computed with the initial condition (5) with $\alpha = 0.5$ and $s(0) = 1000$. In panel (a), the solution for $\kappa = -0.98$ is representative of solutions for $-1 < \kappa < 0$. Here, as the interface $x = s(t)$ begins to propagate in the negative x -direction, the maximum value of u begins to rise from $u = 0.5$ at $t = 0$ towards $u = 1$, and the solution appears to evolve to a constant shape moving from right to left with constant speed (the solutions are drawn at equally spaced times $t = 0, 1, 2, \dots$). Indeed, as demonstrated in El-Hachem et al. [47], this solution is evolving towards a travelling wave profile that we explore further below in section 2.2. Of course, this convergence to a travelling wave cannot continue indefinitely, as we have imposed a no-flux condition at $x = 0$ in our numerical scheme; however, these almost-travelling-wave profiles persist until $s(t) = \mathcal{O}(1)$. We defer a discussion about the effects of (2) until section 3. Note that this qualitative behaviour we see in figure 1 for the initial condition with $\alpha = 0.5$ is observed for all $0 < \alpha < 1$.

Figures 1(b)-(c) contain two more numerical solutions, one for $\kappa = -1$ and the other for $\kappa = -1.01$. These solutions are for parameter values not considered previously in the literature. In both cases, the solution does not appear to evolve to a travelling wave. In (b), with $\kappa = -1$, it is clear the speed of the interface continues to increase as time progresses (again, the solutions are drawn at equally spaced times), while in (c), with $\kappa = -1.01$, this trend is also apparent, although this figure does not show what happens for latter times. We shall defer further discussion on these solutions for $\kappa \leq -1$ until

subsection 2.3.

2.2 Travelling wave solutions, $-1 < \kappa < 0$

In this subsection we shall briefly review the key results for the existence of travelling wave solutions for the parameter range $-1 < \kappa < 0$ [47]. With this in mind, we write $u = U(z)$, where z is the travelling wave coordinate $z = x - ct$, so that U satisfies

$$\frac{d^2U}{dz^2} + c\frac{dU}{dz} + U(1 - U) = 0. \quad (6)$$

Here c is the speed of the travelling wave solution.

For the physically relevant boundary conditions we have in mind here, namely

$$U \rightarrow 1^-, \quad \frac{dU}{dz} \rightarrow 0^-, \quad \text{as } z \rightarrow -\infty, \quad (7)$$

most studies of (6) are for $c > 0$. In that case, traditional travelling wave solutions to the Fisher-KPP equation, for $c \geq 2$, correspond to heteroclinic orbits that join the saddle point representing (7) with the origin $U = 0, dU/dz = 0$. As mentioned in the Introduction, for the Fisher-Stefan problem (1)-(4) with $\kappa > 0$ and sufficiently large initial values of $s(0)$, solutions evolve to travelling wave solutions for $0 < c < 2$; these correspond to the portion of the heteroclinic orbit joining the saddle and the origin that has $U \geq 0, dU/dz \geq 0$.

Turning now to the regime we are interested in here, namely $c < 0$. In this case we let $V = -dU/dz$, so that (6) is rewritten as the coupled system of first order equations

$$\frac{dU}{dz} = -V, \quad (8)$$

$$\frac{dV}{dz} = -cV + U(1 - U), \quad (9)$$

The phase-plane (U, V) is simply a reflection of the traditional representation about the U -axis. As such, the qualitative behaviour of trajectories carries over from before. That is, for $-2 < c < 0$ the equilibrium point at the origin is a spiral, just like that for $0 < c < 2$ except for the reflection, while the origin for $c \leq -2$ is a node as with $c \geq 2$, again with reflection.

We demonstrate these ideas with four examples in figure 2 drawn for the different values of $c = -0.1, -1, -2$ and -5 using the numerical tools described in Appendix A.2. In each case, we have drawn (thick, red) the portions of the phase-plane that correspond to the travelling wave solutions we are

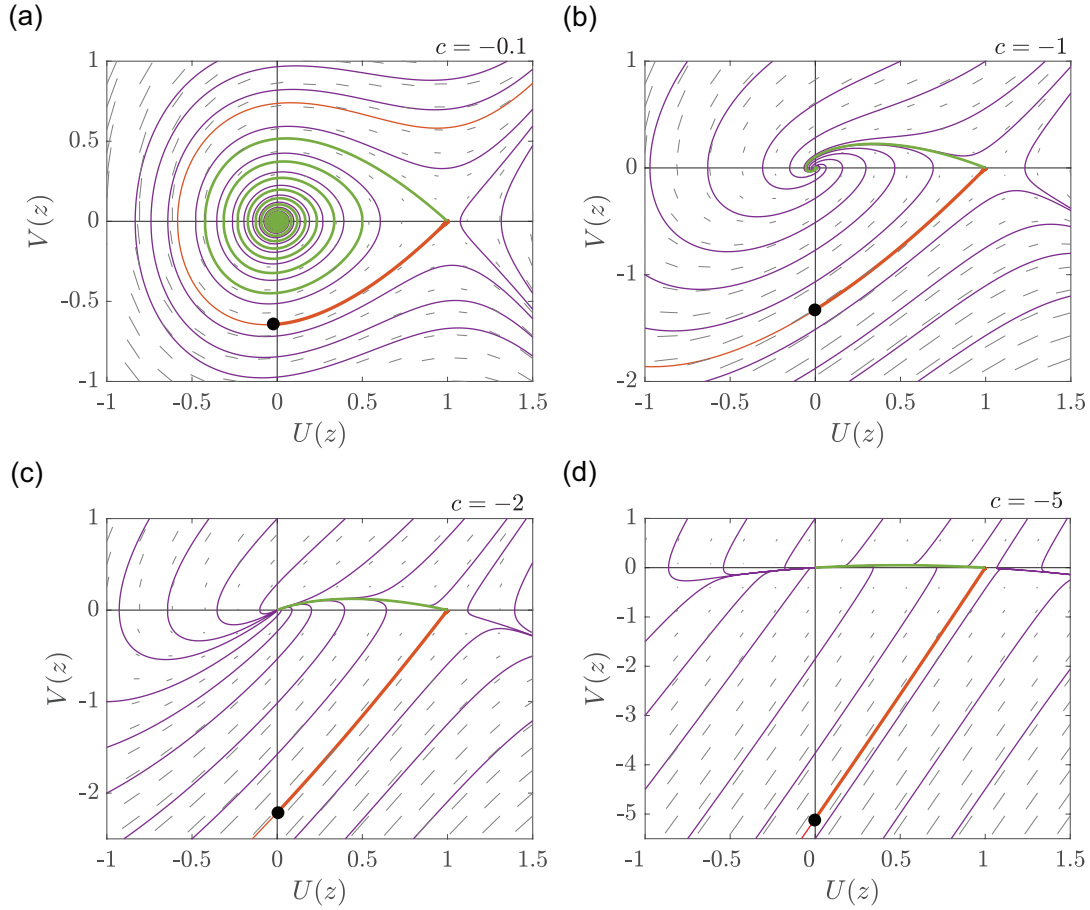


Figure 2: Representative phase-planes for (a) $c = -0.1$, (b) -1 , (c) -2 and (d) -5 , drawn by numerically integrating (8)-(9). In each case, the thick trajectory in red represents the solution to (6) that satisfies the far-field condition (7). These trajectories are truncated at the V -axis at some value $V = V^*$ (indicated by the solid black disc) which allows for the numerical prediction of κ via $c = -\kappa V^*$, thereby linking these travelling wave profiles with the intermediate-time solutions to the moving boundary problem (1)-(4). Note the green thick trajectories are the heteroclinic orbits that connect the saddle point $(U, V) = (1, 0)$ with the fixed point at the origin.

concerned with. These all begin at $(U, V) = (0, 0)$ and traverse the fourth quadrant until they intersect the V -axis at some special value, $V = V^*$ say. For the four examples presented in figure 2, the numerical estimates of V^* are (a) $c = -0.1$, $V^* = -0.643$, (b) $c = -1$, $V^* = -1.32$, (c) $c = -2$, $V^* = -2.21$ and (d) $c = -5$, $V^* = -5.10$. Given the Stefan condition (3), we know that $c = -\kappa V^*$, so these numerical estimates in the phase plane correspond to (a) $\kappa = -0.156$, (b), $\kappa = -0.753$, (c) $\kappa = -0.904$ and (d) $\kappa = -0.981$. For each of these κ values, our numerical simulations show that time-dependent solutions of the full Fisher-Stefan model (1)-(4) with $s(0) \gg 1$ evolve towards the travelling wave profiles with the predicted values of c .

For completeness, we also show in figure 2 a number of trajectories (thin, purple) that do not begin at the saddle point at $(U, V) = (1, 0)$ and so do not satisfy (7). None of these are physically-relevant travelling wave solutions. We have also shown the trajectories that represent either invading travelling wave solutions (thick, green). For (a)-(b), for which the values of c lie in the interval $-2 < c < 0$, these trajectories are normally discarded since the spirals involve negative portions of the population;

however, for the Fisher-Stefan model (1)-(4) with $\kappa > 0$, these are truncated at when they first meet the V -axis. For (c)-(d), for which $c \leq -2$, the invading travelling wave trajectories (thick, green) represent traditional travelling wave solutions to the Fisher-KPP equation.

It is easy to see that the solutions of (6) for $c < 0$ that satisfy (7) (corresponding to the thick red curves in figure 2) exist for $-\infty < c < 0$. In the limit $c \rightarrow -\infty$, we see from (8)-(9) that $dV/dU = -c + U(1 - U)/V \sim -c$ which suggests the relevant trajectories in the phase-plane approach the straight lines $V = c(U - 1)$. Given $V^* = V|_{U=0}$, we have $\kappa \rightarrow -1^+$ as $c \rightarrow -\infty$. In El-Hachem et al. [47] we derive the approximation

$$U \sim 1 - e^{-cz} + \frac{e^{-cz}(2cz - 1 + e^{-cz})}{2c^2} \quad \text{as } c \rightarrow -\infty, \quad (10)$$

which leads to the limiting behaviour $\kappa \sim -1 + (2c^2)^{-1}$ as $c \rightarrow -\infty$ or, in other words, $c \sim -2^{-1}(1 + \kappa)^{-1/2}$ as $\kappa \rightarrow -1^+$.

2.3 Finite-time blow up, $\kappa < -1$

The previous subsection summarises recently-recorded results for values of the leakage coefficient in the interval $-1 < \kappa < 0$, for which time-dependent solutions of (1)-(4) evolve to travelling waves. Since our phase-plane analysis shows that travelling wave solutions are not possible for $\kappa \leq -1$, we are now motivated to explore the time-dependent behaviour of solutions in this parameter regime.

Returning to figure 1, the solutions in (b) and (c) do not appear to approach a travelling wave like the solution in (a). For example, the moving boundary in (b) ($\kappa = -1$) appears to move a longer distance at each time-interval, remembering that each solution is drawn at unit intervals $t = 0, 1, 2, \dots$. The largest time shown in figure 1(b) is $t = 7$ and indeed the location of the moving boundary for $t = 8$ is too far to the left to fit on the figure. Similarly, for the solution in panel (c) ($\kappa = -1.01$), the largest time shown is $t = 5$ since the solution for $t = 6$ does not fit on this scale.

To further explore the ultimate behaviour of these solutions, we present in figure 3(a) plots of the speed of the moving boundary $x = s(t)$ versus time for various values of κ . For the eight examples with $-1 < \kappa < 0$, we clearly see the speed levelling off to a constant value as time increases, supporting our observations that solutions in this parameter regime evolve to travelling waves. On the other hand, for the six examples with $\kappa < -1$, the speed appears to approach a vertical asymptote, suggesting there is a form of finite-time blow-up with $ds/dt \rightarrow -\infty$ as $t \rightarrow t_c^-$. For instance, for $\kappa = -1.01$, corresponding to the solution in figure 1(c), the blow-up time appears to be roughly $t_c \approx 6.4$.

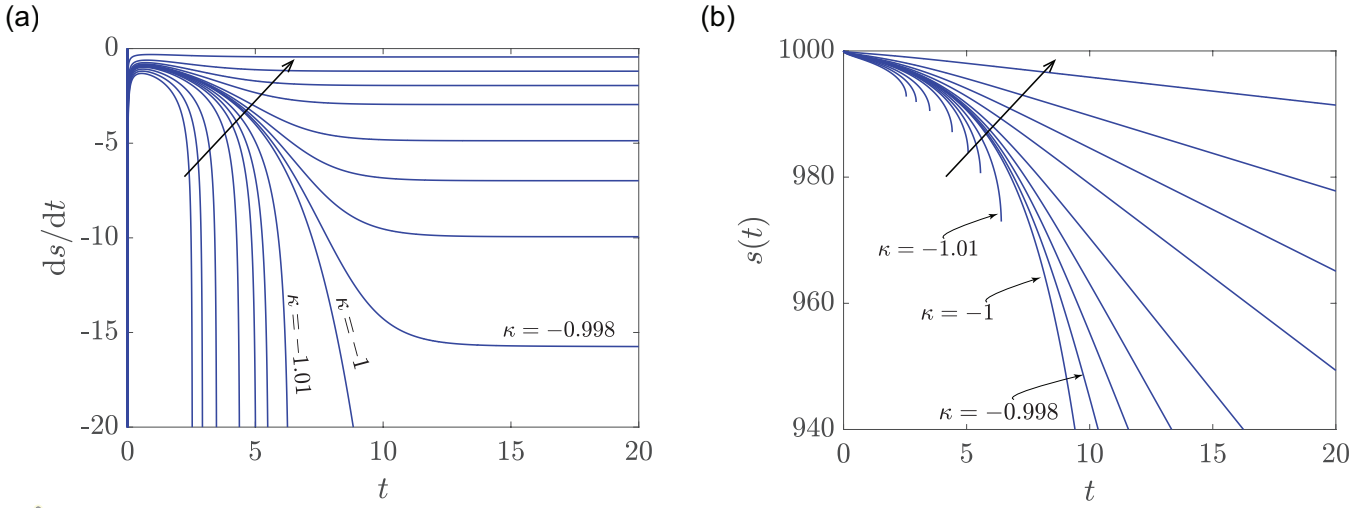


Figure 3: Numerical results for (1)-(4) showing the dependence of (a) the speed of the moving boundary ds/dt and (b) location of the moving boundary $s(t)$ versus t . The arrows indicate increasing values of κ . From bottom left to top right, the solutions are drawn for $\kappa = -1.2, -1.15, -1.1, -1.05, -1.03, -1.02, -1.01, -1, -0.998, -0.995, -0.99, -0.98, -0.95, -0.9, -0.8$ and -0.5 .

A slightly different perspective is provided by plotting the moving boundary location $s(t)$ versus time t , as in figure 3(b). Here we see solutions for $-1 < \kappa < 0$ evolve to straight lines with nonzero slopes that correspond to the travelling wave speeds, while solutions for $\kappa < -1$ appear to truncate at finite values of s at the finite blow-up time, which suggests that $s \rightarrow s_c^+$ as $t \rightarrow t_c^-$. For the particular example $\kappa = -1.01$, the numerical estimate for the end point is $s_c \approx 975$.

It is useful to explore the scalings in the blow-up limit $t \rightarrow t_c^-$. We plot in figure 4 the dependence of $\ln(-ds/dt)$ and $\ln(s(t) - s_c)$ versus $\ln(t_c - t)$. On this scale, it appears that in both (a) and (b) the curves are roughly linear with slope $-1/2$, suggesting a power-law relationship in the limit. We return to this issue in Section 3.

Having established strong numerical evidence for travelling wave outcomes for $-1 < \kappa < 0$ and finite-time blow-up for $\kappa < -1$, it remains to consider the borderline case $\kappa = -1$. In this instance, we conjecture that the solution undergoes infinite-time blow-up. As mentioned above, in figure 1(b) we see the solution front appearing to increase its speed with time, and that observation is confirmed in figure 3, where both $|ds/dt|$ and $|s(t)|$ appear to continue to increase with time. These numerical results support infinite-time blow-up. Furthermore, from our phase-plane analysis of travelling wave solutions in Section 2.2 and El-Hachem et al. [47], we find the travelling wave speeds has the limiting behaviour $c \sim -2^{-1}(1 + \kappa)^{-1/2}$ as $\kappa \rightarrow -1^+$, which provides further analytical evidence for our conjecture.

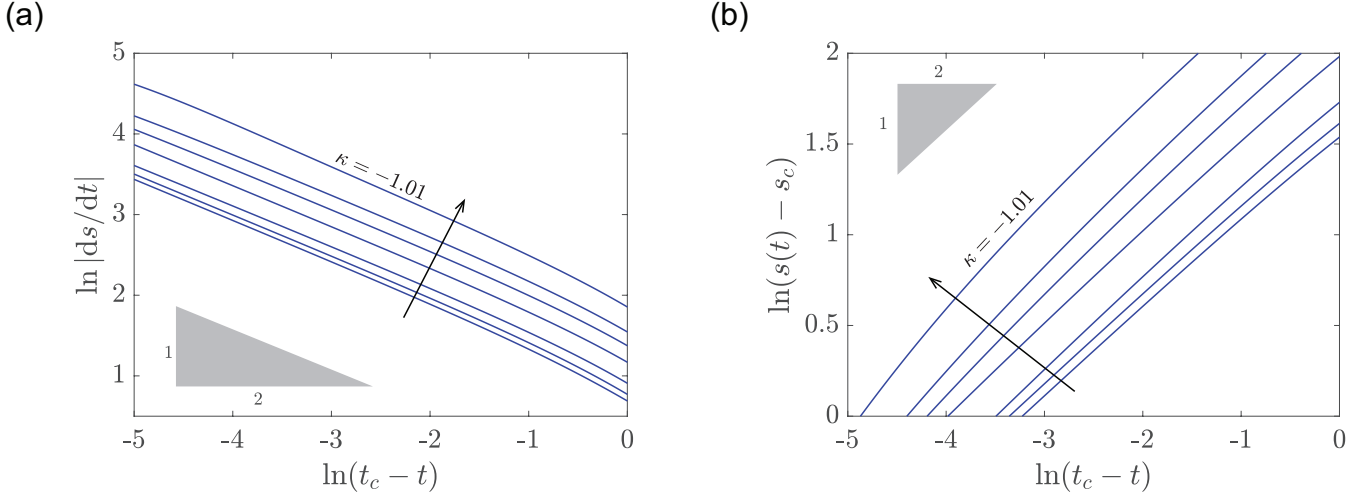


Figure 4: Log-log plots for (a) ds/dt versus $t_c - t$ and (b) $s(t) - s_c$ versus $t_c - t$, drawn for $\kappa = -1.2, -1.15, -1.1, -1.05, -1.02, -1.01$. Also included is a line segment with slope $-1/2$.

3 Blow-up versus extinction for $s(0) = \mathcal{O}(1)$

3.1 Preamble

We turn now to studying (1)-(4) for cases in which $s(0) = \mathcal{O}(1)$. Here the no-flux condition (2) is important and cannot be ignored.

It proves convenient to rescale our problem by introducing the new variables $\tilde{x} = x/s(0)$, $\tilde{t} = t/s(0)^2$, $\tilde{s}(\tilde{t}) = s(t)/s(0)$, so that (1)-(4) becomes

$$\frac{\partial \tilde{u}}{\partial \tilde{t}} = \frac{\partial^2 \tilde{u}}{\partial \tilde{x}^2} + \lambda \tilde{u}(1 - \tilde{u}), \quad 0 < \tilde{x} < \tilde{s}(\tilde{t}), \quad (11)$$

$$\frac{\partial \tilde{u}}{\partial \tilde{x}} = 0 \quad \text{on} \quad \tilde{x} = 0, \quad (12)$$

$$\tilde{u} = 0, \quad \frac{d\tilde{s}}{d\tilde{t}} = -\kappa \frac{\partial \tilde{u}}{\partial \tilde{x}} \quad \text{on} \quad \tilde{x} = \tilde{s}(\tilde{t}), \quad (13)$$

$$\tilde{u}(\tilde{x}, 0) = \tilde{F}(\tilde{x}), \quad 0 < \tilde{x} < 1, \quad (14)$$

where the two parameters in the problem are now κ (as before) and

$$\lambda = s(0)^2.$$

Note that the spatial domain is now a subset of $[0, 1]$ so that for $\lambda = \mathcal{O}(1)$ the no-flux condition (12) plays an important role.

3.2 Model for melting a superheated solid

The reformulation in section 3.1 has the advantage of setting up a direct analogy with a well-studied problem for melting a superheated solid (or freezing a supercooled liquid), as we now summarise. Consider (11)-(14) with $\lambda = 0$. In this case, the moving boundary problem has the following interpretation [12, 53–59]. First, $\tilde{u}(\tilde{x}, \tilde{t})$ is the (dimensionless) temperature of a superheated solid on the domain $0 < \tilde{x} < \tilde{s}(\tilde{t})$, where here the melting temperature is scaled to be $\tilde{u} = 0$. Here $\tilde{x} = \tilde{s}(\tilde{t})$ is the interface between the solid phase $0 < \tilde{x} < \tilde{s}(\tilde{t})$ and the liquid phase $\tilde{x} > \tilde{s}(\tilde{t})$, the latter being assumed to remain at the melting temperature for all time. The first condition in (13) enforces continuity of temperature across the domains, while the second is a Stefan condition that balances heat conducting in to the interface with energy required to melt the solid. Remembering that $\kappa < 0$, this balance is characterised by the Stefan number $\beta = -1/\kappa$, which is a ratio of the latent heat per unit mass at the equilibrium temperature with a product of the specific heat of the solid and a representative temperature scale.

The one-phase Stefan problem (11)-(14) with $\lambda = 0$ is nonclassical because the initial temperature $\tilde{F}(\tilde{x})$ is positive, which means the solid is superheated. Here the solid-melt interface $\tilde{x} = \tilde{s}(\tilde{t})$ is driven to move in the negative \tilde{x} -direction as the solid melts. Such a scenario is particularly unstable and so this simplified model, which is ill-posed, is highly idealised. In the classical case, for which the initial temperature is negative, the interface would move in the positive \tilde{x} -direction. Note that by replacing \tilde{u} with $-\tilde{u}$, the model (11)-(14) with $\lambda = 0$ is for freezing a supercooled liquid, such as that which occurs with diffusion-limited dendritic solidification. Therefore, the behaviour of the interface $\tilde{x} = \tilde{s}(\tilde{t})$ that we describe for the superheated solid also applies for the equivalent problem for a supercooled liquid.

It is known that there are three qualitatively different outcomes for (11)-(14) with $\lambda = 0$ [12, 53–55, 58, 59]. The first is incomplete melting of the solid, whereby the solution exists for all time with $\tilde{s} \rightarrow \tilde{s}_e^+$ and $\tilde{u}(\tilde{x}, \tilde{t}) \rightarrow 0^+$ as $\tilde{t} \rightarrow \infty$. The second is complete melting of the solid, where $\tilde{s}(\tilde{t}_e) = 0$ for a finite time \tilde{t}_e . Finally, the third possible outcome is finite-time blow-up of the type we have studied in subsection 2.3, whereby the solution exists up to some time \tilde{t}_c , with $\tilde{s} \rightarrow \tilde{s}_c^+$ and $d\tilde{s}/d\tilde{t} \rightarrow -\infty$ as $\tilde{t} \rightarrow \tilde{t}_c^-$. To help classify possible solutions, the superheating parameter

$$Q = \int_0^1 \tilde{F}(\tilde{x}) d\tilde{x} + \kappa^{-1} \quad (15)$$

is useful. Here Q is sum of the amount of heat that is required to be removed from the solid in order to reduce the temperature from $\tilde{u} = \tilde{F}(\tilde{x})$ to $\tilde{u} = 0$ and the latent heat which must be absorbed at the interface in order to melt the solid (remembering that no heat can enter the system from the left-hand boundary $\tilde{x} = 0$). A simple result is that the third qualitative outcome (finite-time blow-up) will always

occur if $Q > 0$, as the initial heat energy in the solid is greater than what is required to melt it, leaving a surplus of energy which cannot conduct away or leave the system. Another is if $\tilde{F}(\tilde{x})$ is smooth and monotonic with $\tilde{F}(1) = 0$, then $Q < 0$ leads to the first qualitative outcome, as there is not enough heat initially in the solid to convert to the latent heat required to melt the entire solid, while $Q = 0$ is the borderline case in which there is precisely the right amount of initial heat to melt the entire solid and the region melts completely in finite time.

In order to explore these results further, we integrate (11) with $\lambda = 0$ and combine with (12)-(14) to give

$$\tilde{s}(\tilde{t}) = -\kappa(M(\tilde{t}) - Q), \quad (16)$$

where $M(\tilde{t})$ is the amount of heat in the solid at a given time,

$$M(\tilde{t}) = \int_0^{\tilde{s}(\tilde{t})} \tilde{u}(\tilde{x}, \tilde{t}) \, d\tilde{x}.$$

Then for $Q < 0$ with incomplete melting, whereby $\tilde{s} \rightarrow \tilde{s}_e^+$ and $\tilde{u}(\tilde{x}, \tilde{t}) \rightarrow 0^+$ as $\tilde{t} \rightarrow \infty$, we can predict that $\tilde{s}_e = \kappa Q$ or, alternatively

$$\tilde{s}_e = 1 + \kappa M(0), \quad \text{for } Q < 0 \quad (\text{incomplete melting}) \quad (17)$$

[12, 53–59]. We demonstrate this behaviour in figure 5 where we show time-dependent solutions of (11)-(14) with $\lambda = 0$ for an initial condition $\tilde{u}(\tilde{x}, 0) = M(0)$, $0 \leq \tilde{x} \leq 1$. In figure 5(a), we have set $M(0) = 1$ and used the leakage coefficient values $\kappa = -0.25, -0.5, -0.75$ and -1 . Here the predicted final positions of the moving boundary are $\tilde{s}_e = 0.75, 0.5, 0.25$ and 0 , respectively. Similarly, in figure 5(b), we show results for $\kappa = -0.75$ with $M(0) = 1, 0.75, 0.5$ and 0.25 . In this case the predicted values of \tilde{s}_e are $0.25, 0.4375, 0.625$ and 0.8125 , respectively. In all cases our numerical simulations agree well with the analytical results.

3.3 Time-dependent results for $\lambda > 0$

The case where $\lambda > 0$ is fundamentally different because the logistic growth term in (11) acts to increase the total population, making the full problem (11)-(14) with $\lambda > 0$ more complicated than that with $\lambda = 0$. Results in figure 5(c)–(d) are presented in the same format as those in figure 5(a)–(b) except that we set $\lambda = 1$. Here we see that the formula for $\tilde{s}(\tilde{t})$ given by Equation (16) (which is for $\lambda = 0$) underestimates the distance interface moves. This observation agrees with our intuition that the source term in (11) increases the total population, so the front moves further towards the origin before extinction.

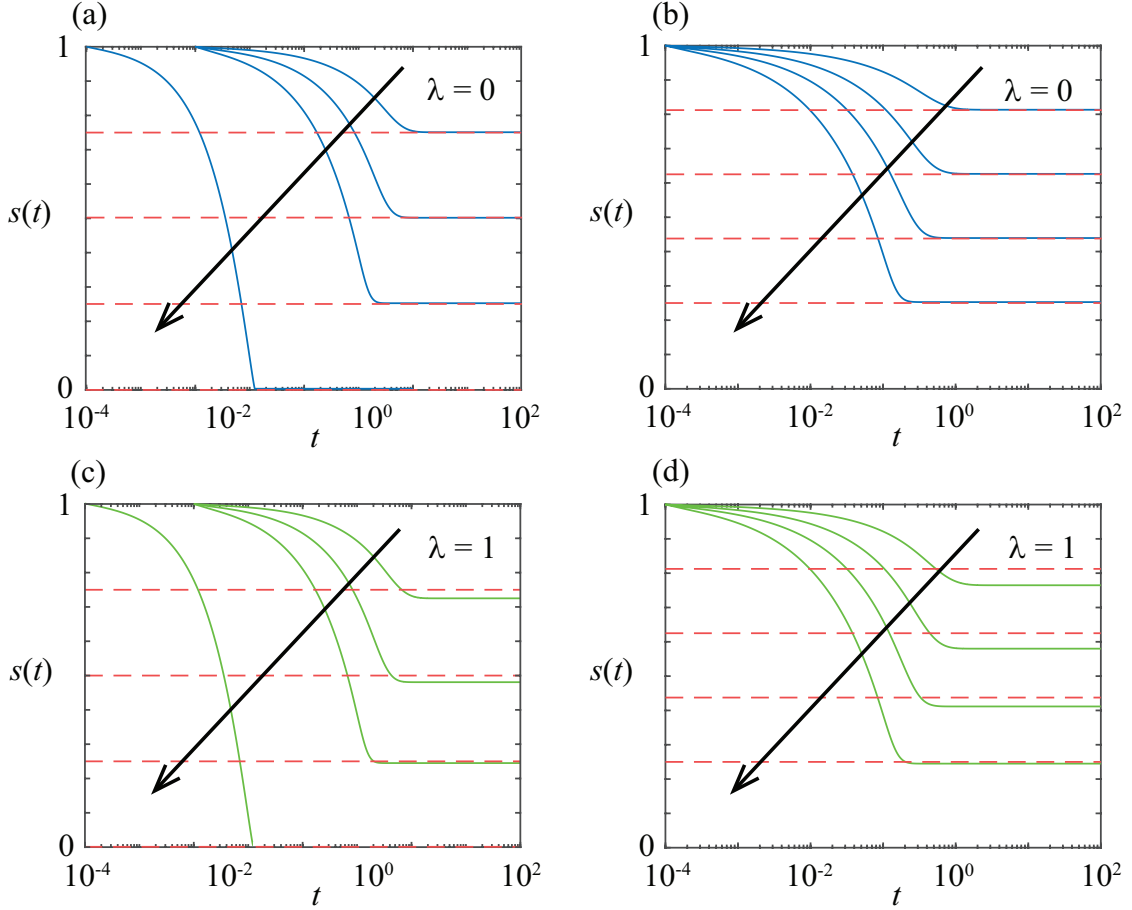


Figure 5: Numerical solutions of (1)-(4) presented in terms of $s(t)$ with for $s(0) = 1$. (a) $M(0) = 1$ with $\kappa = -0.25$ ($Q = -3$), -0.5 ($Q = -1$), -0.75 ($Q = -0.333$) and -1 ($Q = 0$), with the arrow showing the direction of decreasing κ . (b) $\kappa = -0.75$ with $M(0) = 1$ ($Q = -0.333$), 0.75 ($Q = -0.583$), 0.5 ($Q = -0.833$) and 0.25 ($Q = -1.083$), with the arrow showing the direction of increasing $M(0)$. Results in (c)–(d) are the same as in (a)–(b), respectively, except that $\lambda = 1$. In each subfigure we show a red dashed line indicating $\tilde{s}_e = \kappa Q$, which is the predicted final position of the moving boundary when $\lambda = 0$.

As a first step towards understanding the extinction behaviour with $\lambda > 0$ we approximate (11)-(14) by neglecting the quadratic term, so that we are working with an analogue of Skellam's equation [52]. In this case, assuming that the population goes to extinction (that is, $\tilde{s} \rightarrow \tilde{s}_e^+$ and $\tilde{u}(\tilde{x}, \tilde{t}) \rightarrow 0^+$ as $\tilde{t} \rightarrow \infty$), then we obtain

$$\tilde{s}_e = \kappa \left(Q + \lambda \int_0^\infty M(t) dt \right) \quad \text{for extinction.} \quad (18)$$

Since the integral is positive and $\kappa < 0$, this expression confirms that \tilde{s}_e decreases with λ , consistent with our numerical explorations in figure 5.

3.4 Blow-up revisited

As discussed above, for the Stefan problem (11)-(14) with $\lambda = 0$, the exact result (17) holds provided $Q < 0$ and the solutions goes to extinction ($\tilde{u} \rightarrow 0$ as $\tilde{t} \rightarrow \infty$ for all $0 < \tilde{x} < \tilde{s}_e$). Similarly, the borderline case occurs when $Q = 0$ and $\tilde{s}_e = 0$. On the other hand, for $Q > 0$, finite-time blow-up must occur. For the Fisher-Stefan model (11)-(14) with $\lambda > 0$, we use our observations from subsection 3.3 to conjecture that finite-time blow-up occurs for $Q < Q_{\text{crit}}$, where $Q_{\text{crit}} > 0$ depends on λ , with $Q_{\text{crit}} \rightarrow 0$ as $\lambda \rightarrow 0$.

For example, the solution in figure 5(c) computed for $M(0) = 1$ and $\kappa = -1$ has $Q = 0$. Since $\lambda > 0$ here, our conjecture here is that blow-up will occur if $Q < Q_{\text{crit}}$ where $Q_{\text{crit}} > 0$, including the value $Q = 0$. Therefore this numerical solution is an example of this type of behaviour.

We have already discussed this type of finite-time blow-up in subsection 2.3. It is worth revisiting the near-blow-up behaviour. For the Stefan problem (11)-(14) with $\lambda = 0$, it is known that

$$\tilde{s}(\tilde{t}) - \tilde{s}_c \sim 2 (\tilde{t}_c - \tilde{t})^{1/2} \ln^{1/2} (-\ln (\tilde{t}_c - \tilde{t})) \quad \text{as } \tilde{t} \rightarrow \tilde{t}_c^-, \quad (19)$$

which is very close to a $1/2$ power-law dependence but moderated by a very weak logarithm [56]. This complicated scaling can be derived using formal asymptotics via a Biaocchi transform [57]. While this machinery is not appropriate for (11)-(14) with $\lambda > 0$, it is reasonable to postulate that (19) holds for $\lambda > 0$ as well as $\lambda = 0$, since $\partial^2 \tilde{u} / \partial \tilde{x}^2 \gg \tilde{u}(1 - \tilde{u})$ in the neighbourhood of $\tilde{x} = \tilde{s}(\tilde{t})$ close to the blow-up time.

A numerical test of (19) is provided in figure 4, where we have included a 2×1 triangle in both (a) and (b) for comparison. It is clear from these simulations that dependence of $\ln(-ds/dt)$ and $\ln(s(t) - s_c)$ on $\ln(t_c - t)$ is almost linear with a slope of $-1/2$ and $1/2$, respectively.

4 Discussion

In this paper we have studied a Stefan-type moving boundary problem where the usual heat equation is replaced by the Fisher-KPP equation. We refer to this system as the Fisher-Stefan model. From a biological perspective, modifying the Fisher-KPP equation to include a moving boundary has a number of advantages, for example it allows for solutions with compact support which are more realistic than those that decay exponentially in the far field. This particular advantage is also shared with models that use nonlinear degenerate diffusion for cell motility [60], for example resulting in the Porous-Fisher equation [61–64], without needing to discard linear diffusion. Various other moving boundary problems that are adapted from the Fisher-KPP model have been studied in recent times [65–68].

The Fisher-Stefan model (1)–(4) involves a new parameter κ , which is a measure of leakage at the moving boundary. This extra parameter allows for a range of qualitative behaviours that are not available for the usual Fisher-KPP model. In particular, for $\kappa > 0$, the moving boundary invades an empty space and, depending on the initial conditions, the solution may evolve to travelling wave or go to extinction. Du & Lin [16] refer to this situation as the spreading-vanishing dichotomy. Aspects of these phenomena have been studied rigorously and numerically by Du and coworkers [16, 27–30, 50], us [45–49] and others.

Our study in this paper is for $\kappa < 0$, for which the moving boundary retreats from the empty space (see also [47, 48]). By neglecting the effect of imposing a boundary condition at the left-hand boundary, we have used numerical simulation to demonstrate how solutions for $-1 < \kappa < 0$ evolve to retreating travelling waves while those for $\kappa < -1$ blow up in finite time; for the borderline case $\kappa = -1$, it appears that solutions blow up in infinite time. By including the effects of a no-flux condition at the left boundary, we explore a third option of extinction, which occurs when the initial population size (or “mass”) is sufficiently small. There is a direct analogy here with the problem of melting a superheated solid [12, 53–59], which we describe in some detail.

The finite-time blow-up we report on here involves the speed of the moving boundary and the slope of the solution at the moving boundary both becoming infinite at some time $t_c < \infty$. The population density itself remains bounded in the interval $0 \leq u \leq 1$. One of the reasons why this study is interesting is that blow-up in reaction diffusion equations is more commonly accompanied by the population itself increasing with outbound, for example where the reaction term is of the form u^p where $p > 1$ [69, 70]. Blow-up with a bounded dependent variable, as we observe here with a model based on a second-order parabolic partial differential equation, is more likely to be observed in first-order wave equations where shocks are well-known to form [71].

In terms of further work, it would be interesting to revisit our numerical results in a rigorous setting. For example, by posing (1)-(4) on $-\infty < x \leq s(t)$, a proof of global existence for $-1 \leq \kappa < 0$ and local existence for $\kappa < -1$ as worth exploring, as is the near-blow-up conjecture (19). Further, a proof of our conjecture that the borderline case $\kappa = -1$ corresponds to infinite-time blow-up would be welcome. In terms of extinction, the rough estimate (18) could be refined using careful bounds on the solution with $\lambda > 0$.

Another issue worth further formal investigation is stability. In the Stefan problem (11)-(14) with $\lambda = 0$, when $\kappa > 0$ (normal melting/freezing) the solutions are stable to perturbations in the transverse direction (in the y -direction, say), while for $\kappa < 0$ (melting a superheated solid or freezing a supercooled liquid) the solutions are highly unstable, even with a surface-tension-type regularisation [72]. It would be interesting from a mathematical perspective to extend known stability results to the Fisher-Stefan model with a moving boundary. Numerical simulations and linear stability analysis would provide insight whether the front is unstable and which modes grow the fastest, for example. Such an approach would require an analogous restoring force like surface tension, as included in other moving boundary problems in mathematical biology [14].

Acknowledgements: This work is supported by the Australian Research Council (DP200100177).

A Numerical methods

A.1 Partial differential equation

To obtain numerical solutions of the Fisher–Stefan equation

$$\frac{\partial u}{\partial t} = \frac{\partial^2 u}{\partial x^2} + \lambda u(1 - u), \quad (20)$$

for $0 < x < s(t)$ and $t > 0$, we use a boundary fixing transformation $\xi = x/s(t)$ so that we have

$$\frac{\partial u}{\partial t} = \frac{1}{s^2(t)} \frac{\partial^2 u}{\partial \xi^2} + \frac{\xi}{s(t)} \frac{ds(t)}{dt} \frac{\partial u}{\partial \xi} + \lambda u(1 - u), \quad (21)$$

on the fixed domain, $0 < \xi < 1$. Here $s(t)$ is the time-dependent length of the domain, and we will explain how we solve for this quantity later. To close the problem we also transform the boundary conditions giving

$$\frac{\partial u}{\partial \xi} = 0 \quad \text{at} \quad \xi = 0, \quad (22)$$

$$u = 0 \quad \text{at} \quad \xi = 1. \quad (23)$$

The key to obtaining accurate numerical solutions of equation (20) is to take advantage of the fact that for many problems we consider $u(x, t)$ varies rapidly near $x = s(t)$, whereas $u(x, t)$ is approximately constant near $x = 0$. Motivated by this we discretize equation (21) using a variable mesh where the mesh spacing varies geometrically from $\delta\xi_{\min} = \xi_N - \xi_{N-1} = 1 - \xi_{N-1}$ at $\xi = 1$, to $\delta\xi_{\max} = \xi_2 - \xi_1 = \xi_2 - 0$ at $\xi = 0$. All results in this work are computed with $N = 1001$ mesh points with $\delta\xi_{\min} = 1 \times 10^{-6}$. With these constraints we solve for the geometric expansion factor using MATLABs *fsolve* function which gives $\delta\xi_{\max} = 9.083 \times 10^{-2}$ and the geometric expansion factor is 1.009165 to six decimal places.

We spatially discretise equation (21) on the non-uniform mesh. At the i th internal mesh point we define $h_i^+ = \xi_{i+1} - \xi_i$ and $h_i^- = \xi_i - \xi_{i-1}$. For convenience we define $\alpha_i = 1/(h^-[h^+ + h^-])$, $\gamma_i = -1/(h^-h^+)$ and $\delta_i = 1/(h^+[h^+ + h^-])$, which gives

$$\begin{aligned} \frac{u_i^{j+1} - u_i^j}{\Delta t} &= \frac{2}{(s^j)^2} [\alpha_i u_{i-1}^{j+1} + \gamma_i u_i^{j+1} + \delta_i u_{i+1}^{j+1}] \\ &\quad + \frac{\xi_i}{s^j} \left(\frac{s^{j+1} - s^j}{\Delta t} \right) [\delta_i h^N u_{i-1}^{j+1} + \gamma_i (h^N - h^+) u_{i-1}^{j+1} - \alpha_i h^+ u_{i+1}^{j+1}] \\ &\quad + \lambda u_i^{j+1} (1 - u_i^{j+1}), \end{aligned} \quad (24)$$

for $i = 2, \dots, N - 1$, where N is the total number of spatial nodes on the finite difference mesh, and

the index j represents the time index so that $u_i^j \approx u(\xi_i, j\Delta t)$. Finally, discretising equations (22)–(23) leads to

$$u_2^{j+1} - u_1^{j+1} = 0, \quad (25)$$

$$u_N^{j+1} = 0. \quad (26)$$

To advance the discrete system from time t to $t + \Delta t$ we solve the system of nonlinear algebraic equations, equations (24)–(26), using Newton–Raphson iteration. During each iteration of the Newton–Raphson algorithm we estimate the position of the moving boundary using the discretised Stefan condition. Here we define $h_N^+ = \xi_N - \xi_{N-1}$, $h_N^- = \xi_{N-1} - \xi_{N-2}$, $\alpha_N = 1/(h^-[h^+ + h^-])$ and $\gamma_N = -1/(h^-h^+)$, which gives

$$s^{j+1} = s^j - \frac{\Delta t \kappa}{s^j} [\alpha_N h^+ u_{N-1}^{j+1} + \gamma_N (h^+ + h^-) u_N^{j+1}]. \quad (27)$$

Within each time step Newton–Raphson iterations continue until the maximum change in the dependent variables is less than the tolerance ϵ . All results in this work are obtained by setting $\epsilon = 1 \times 10^{-10}$, and $\Delta t = 1 \times 10^{-4}$, and we find that these values are sufficient to produce grid-independent results. Software written in MATLAB is available on GitHub for the reader to experiment with different choices of discretization and tolerance values. For certain problems in this work we the time-dependent solutions to provide an estimate of the velocity of the moving front, v . The estimated velocity is computed as $v = (s^{j+1} - s^j)/\Delta t$.

We conclude with a brief exercise to demonstrate the accuracy of this numerical procedure. Results in figure 6(a) and (c) show numerical solutions of Equation (20) with $\kappa = -0.904$ and $\kappa = -0.99506$, respectively. These solutions are plotted at equally-spaced time intervals, and we see that both solutions appear to approach a retreating travelling wave profile with speeds $c = -2$ and -10 , respectively. To test the accuracy of these solutions we take the late time solution profile in each case and plot it in the appropriate travelling wave coordinate, $x = x - ct$, in figure 6(b) and (d), respectively. In both cases we superimpose the asymptotic solution, Equation (10), which is valid in the limit as $c \rightarrow -\infty$. As expected, we see that the numerical solution is visually indistinguishable from the asymptotic solution when $c = -10$. We do however, see some very minor discrepancy between the numerical and asymptotic solution in figure 6(b) where $c = -2$ since the asymptotic solution is less accurate. Overall, the excellent comparison between the numerical solution and the asymptotic solution for $c = -10$ provides great confidence in our numerical method.

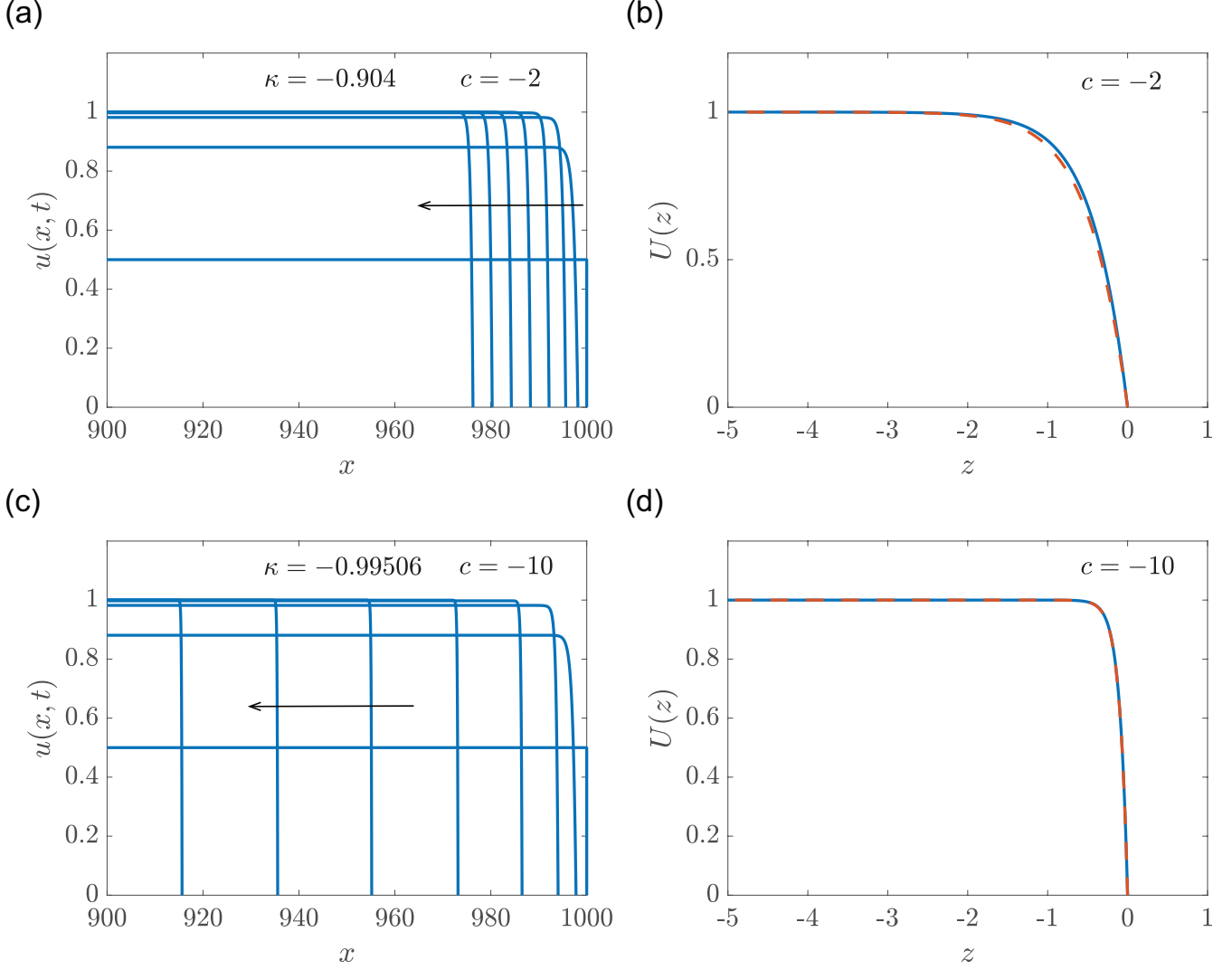


Figure 6: Verifying the accuracy of the numerical method for the time-dependent PDE model. (a) $u(x, t)$ plotted at $t = 0, 2, 4, 6, 8, 10$ and 12 with $\kappa = -0.904$, eventually leading to a retreating wave with $c = -2$. (b) Comparison of $u(x, 12)$ from (a), plotted in terms of $z = x - ct$, shifted so that $U(0) = 0$, and superimposed with the asymptotic solution, Equation (10). (c) $u(x, t)$ plotted at $t = 0, 2, 4, 6, 8, 10, 12$ and 14 with $\kappa = -0.99506$, eventually leading to a retreating wave with $c = -10$. (d) Comparison of $u(x, 12)$ from (a), plotted in terms of $z = x - ct$, shifted so that $U(0) = 0$, and superimposed with the asymptotic solution, Equation (10).

A.2 Phase plane

To construct the phase planes we solve equations (8)–(9) numerically using Heun’s method with a constant step size dz . In most cases we are interested in examining trajectories that either enter or leave the saddle $(1, 0)$ along the stable or unstable manifold, respectively. Therefore, it is important that the initial condition we chose when solving equations (8)–(9) are on the appropriate stable or unstable manifold and sufficiently close to $(1, 0)$. To choose this point we use the MATLAB *eig* function to calculate the eigenvalues and eigenvectors for the particular choice of c of interest. The flow of the dynamical system are plotted on the phase planes using the MATLAB *quiver* function.

References

- [1] Brosa Planella F, Please CP, Van Gorder (2020) Extended Stefan problem for the solidification of binary alloys in a sphere, *European Journal of Applied Mathematics*, First View doi.org/10.1017/S095679252000011X
- [2] Hill JM (1987) One-dimensional Stefan problems: an introduction. Longman Scientific & Technical, Harlow.
- [3] McCue SW, Wu B, Hill JM (2008) Classical two-phase Stefan problem for spheres. *Proceedings of the Royal Society A – Mathematical, Physical and Engineering Sciences*. 464: 2055–2076.
- [4] Crank J (1987) Free and moving boundary problems. Oxford University Press, Oxford.
- [5] Mitchell SL, O’Brien SBG (2014) Asymptotic and numerical solutions of a free boundary problem for the sorption of a finite amount of solvent into a glassy polymer. *SIAM Journal on Applied Mathematics*. 74:697–723.
- [6] McCue SW, Hsieh M, Moroney TJ, Nelson MI (2011) Asymptotic and numerical results for a model of solvent-dependent drug diffusion through polymeric spheres. *SIAM Journal of Applied Mathematics*. 71: 2287–2311.
- [7] McGuinness MJ, Please CP, Fowkes N, McGowan P, Ryder L, Forte D (2000) Modelling the wetting and cooking of a single cereal grain. *IMA Journal of Mathematics Applied in Business and Industry*. 11: 49–70.
- [8] Gibou F, Fedkiw R, Caffisch R, Osher S (2003) A level set approach for the numerical simulation of dendritic growth. *Journal of Scientific Computing*. 19: 183–199.
- [9] Juric D, Tryggvason G (1996) A front-tracking method for dendritic solidification. *Journal of Computational Physics*. 123: 127–148.
- [10] Howison SD (1986) Fingering in Hele-Shaw cells. *Journal of Fluid Mechanics*. 167: 439–453.
- [11] Langer JS (1989) Dendrites, viscous fingers, and the theory of pattern formation. *Science*. 243: 1150–1156.
- [12] Howison SD, Ockendon JR, Lacey AA (1985) Singularity development in moving-boundary problems. *The Quarterly Journal of Mechanics & Applied Mathematics*. 38: 343–360.
- [13] Franks SJ, King JR (2003) Interactions between a uniformly proliferating tumour and its surroundings: uniform material properties. *Mathematical Medicine and Biology: A Journal of the IMA*. 20: 47–89.

- [14] Giverso C, Verani M, Ciarletta P (2015) Branching instability in expanding bacterial colonies. *Journal of the Royal Society Interface*. 12: 20141290.
- [15] Ward JP, King JR, Koerber AJ, Croft JM, Sockett RE, Williams P (2003) Early development and quorum sensing in bacterial biofilms. *Journal of Mathematical Biology*. 47: 23–55.
- [16] Du Y, Lin Z (2010) Spreading–vanishing dichotomy in the diffusive logistic model with a free boundary. *SIAM Journal on Mathematical Analysis*. 42:377–405.
- [17] Fisher RA (1937) The wave of advance of advantageous genes. *Annals of Eugenics*. 7:355–369.
- [18] Kolmogorov AN, Petrovskii PG, Piskunov NS (1937) A study of the diffusion equation with increase in the amount of substance, and its application to a biological problem. *Moscow University Mathematics Bulletin*. 1:1–26.
- [19] Edelstein-Keshet L (2005) *Mathematical Models in Biology*. SIAM, Philadelphia.
- [20] Murray JD (2002) *Mathematical Biology I: An Introduction*. Third edition. Springer, New York.
- [21] Jin W, Shah ET, Penington CJ, McCue SW, Chopin LK, Simpson MJ (2016) Reproducibility of scratch assays is affected by the initial degree of confluence: experiments, modelling and model selection. *Journal of Theoretical Biology*. 390:136–145.
- [22] Jin W, Shah ET, Penington CJ, McCue SW, Maini PK, Simpson MJ (2017) Logistic proliferation of cells in scratch assays is delayed. *Bulletin of Mathematical Biology*. 79:1028–1050.
- [23] Jin W, Lo K-Y, Chou S-E, McCue SW, Simpson MJ (2018) The role of initial geometry in experimental models of wound closing. *Chemical Engineering Science*. 179:221–226.
- [24] Johnston ST, Shah ET, Chopin LK, McElwain DLS, Simpson MJ (2015) Estimating cell diffusivity and cell proliferation rate by interpreting IncuCyte ZOOMTM assay data using the Fisher–Kolmogorov model. *BMC Systems Biology*. 9:38.
- [25] Maini PK, McElwain DLS, Leavesley D (2004) Traveling waves in a wound healing assay. *Applied Mathematics Letters*. 17:575–580.
- [26] Warne DJ, Baker RE, Simpson MJ (2019) Using experimental data and information criteria to guide model selection for reaction–diffusion problems in mathematical biology. *Bulletin of Mathematical Biology*. 81:1760–1804.
- [27] Du Y, Matano H, Wang K (2014) Regularity and asymptotic behavior of nonlinear Stefan problems. *Archive for Rational Mechanics and Analysis* 212:957–1010.

- [28] Du Y, Matsuzawa H, Zhou M (2014) Sharp estimate of the spreading speed determined by nonlinear free boundary problems. *SIAM Journal on Mathematical Analysis* 46:375–396.
- [29] Du Y, Lou B (2015) Spreading and vanishing in nonlinear diffusion problems with free boundaries. *Journal of the European Mathematical Society* 17:2673–2724.
- [30] Du Y (2020) Propagation, diffusion and free boundaries. *SN Partial Differential Equations and Applications*. 1: 35.
- [31] Bao W, Du Y, Lin Z, Zhu H (2018) Free boundary models for mosquito range movement driven by climate warming. *Journal of Mathematical Biology*. 76:841–875.
- [32] Cai J, Gu H. (2017) Asymptotic behavior of solutions of free boundary problems for Fisher–KPP equation. *European Journal of Applied Mathematics*. 28: 435–469.
- [33] Cai J, Xu L (2020) Asymptotic behaviour of solutions of Fisher–KPP equation with free boundaries in time–periodic environment. *European Journal of Applied Mathematics*. 31: 423–449.
- [34] Cao JF, Du Y, Li F, Li WT (2019) The dynamics of a Fisher–KPP nonlocal diffusion model with free boundaries. *Journal of Functional Analysis*. 277: 2772–2814.
- [35] Chang C-H, Chen C-C, Huang, C-C (2021) Traveling wave solutions of a free boundary problem with latent heat effect. *Discrete & Continuous Dynamical Systems - B*. 26: 1797–1809.
- [36] Ding W, Du Y, Guo Z (2020) The Stefan problem for the Fisher–KPP equation with unbounded initial range. *arXiv:2003.10100 [math.AP]*
- [37] Du Y, Wu CH (2018) Spreading with two speeds and mass segregation in a diffusive competition system with free boundaries. *Calculus of Variation and Partial Differential Equations*. 57: 52.
- [38] Endo M, Kaneko Y, Yamada Y. (2020) Free boundary problem for a reaction–diffusion equation with positive bistable nonlinearity. *Discrete and Continuous Dynamical Systems Series A*. 40: 3375–3394.
- [39] Dan–Hua J, Zhi–Cheng W (2018) The diffusive logistic equation on periodically evolving domains. *Journal of Mathematical Analysis and Applications*. 458: 93–111.
- [40] Kaneko Y, Yamada Y (2018) Spreading speed and profiles of solutions to a free boundary problem with Dirichlet boundary conditions. *Journal of Mathematical Analysis and Applications*. 465: 1159–1175.
- [41] Lutscher F, Fink J, Zhu Y (2020) Pushing the boundaries: models for the spatial spread of ecosystem engineers. *Bulletin of Mathematical Biology*. 82:138.

- [42] Wang RH, Wang L, Wang ZC (2018) Free boundary problem of a reaction–diffusion equation with nonlinear convection term. *Journal of Mathematical Analysis and Applications*. 467: 1233–1257.
- [43] Wang M (2019) Existence and uniqueness of solutions of free boundary problems in heterogeneous environments. *Discrete and Continuous Dynamical Systems Series B*. 24: 415–421.
- [44] Yuan J, Huang J (2021) Blowup and vanishing of a free boundary problem with a nonlocal reaction term. *Applicable Analysis*.
- [45] El–Hachem M, McCue SW, Jin W, Du Y, Simpson MJ (2019) Revisiting the Fisher–Kolmogorov–Petrovsky–Piskunov equation to interpret the spreading–extinction dichotomy. *Proceedings of the Royal Society A*. 475:20190378.
- [46] El–Hachem M, McCue SW, Simpson MJ (2020) A sharp–front moving boundary model for malignant invasion. *Physica D: Nonlinear Phenomena*. 412:132639.
- [47] El–Hachem M, McCue SW, Simpson MJ (2021) Invading and receding sharp-fronted travelling waves. *Bulletin of Mathematical Biology*. 83: 35.
- [48] McCue SW, El–Hachem M, Simpson MJ (2021) Exact sharp–fronted travelling wave solutions of the Fisher–KPP equation. *Applied Mathematics Letters*. 114:106918.
- [49] Simpson MJ (2020) Critical length for the spreading-vanishing dichotomy in higher dimensions. *ANZIAM Journal*. 62: 3–17.
- [50] Liu S, Du Y, Liu X (2020) Numerical studies of a class of reaction–diffusion equations with Stefan conditions. *International Journal of Computer Mathematics*. 97: 959–979.
- [51] Ablowitz M, Zeppetella A (1979) Explicit solutions of Fisher’s equation for a special wave speed. *Bulletin of Mathematical Biology*. 41:835–840.
- [52] Skellam JG (1951) Random dispersal in theoretical populations. *Biometrika*. 38:196–218.
- [53] Back JM, McCue SW, Moroney TJ (2010) Numerical study of two ill-posed one phase Stefan problems. *ANZIAM Journal*. 52: 430–446.
- [54] Fasano A, Primicerio M (1977) General free-boundary problems for the heat equation I. *Journal of Mathematical Analysis and Applications*. 57: 694–723.
- [55] Fasano A, Primicerio M, Lacey AA (1981) New results on some classical parabolic free-boundary problems. *Quarterly of Applied Mathematics*. 38: 439–460.
- [56] Herrero MA, Velázquez JLL (1996) Singularity formation in the one-dimensional supercooled Stefan problem. *European Journal of Applied Mathematics*. 7: 119–150.

- [57] King JR, Evans JD (2005) Regularization by kinetic undercooling of blow-up in the ill-posed Stefan problem. *SIAM Journal on Applied Mathematics*. 65: 1677–1707.
- [58] Lacey AA, Ockenson JR (1985) Ill-posed free boundary problems. *Control and Cybernetics*. 296: C432–C433.
- [59] Sherman B (1970) A general one-phase Stefan problem. *Quarterley of Applied Mathematics*. 28: 377–382.
- [60] Simpson MJ, Baker RE, McCue SW (2011) Models of collective cell spreading with variable cell aspect ratio: A motivation for degenerate diffusion models. *Physical Review E*. 83:021901.
- [61] Fadai, NT, Simpson MJ (2020) New travelling wave solutions of the Porous–Fisher model with a moving boundary. *Journal of Physics A: Mathematical and Theoretical*. 53: 095601.
- [62] McCue SW, Jin W, Moroney TJ, Lo K–Y, Chou SE, Simpson MJ (2019) Hole–closing model reveals exponents for nonlinear degenerate diffusivity functions in cell biology. *Physica D: Nonlinear Phenomena*. 398:130–140.
- [63] Sánchez Garduno F, Maini PK (1994) Traveling wave phenomena in some degenerate reaction–diffusion equations. *Journal of Differential Equations*. 117:281–319.
- [64] Witelski TP (1995) Merging traveling waves for the porous–Fisher’s equation. *Applied Mathematics Letters*. 8:57–62.
- [65] Berestycki J, Brunet É, Derrida B (2018) Exact solution and precise asymptotics of a Fisher–KPP type front. *Journal of Physics A: Mathematical and Theoretical*. 51:035204.
- [66] Berestycki J, Brunet É, Penington (2019) Global existence for a free boundary problem of Fisher–KPP type. *Nonlinearity*. 32:3912–3939.
- [67] Berestycki J, Brunet É, Penington (2021) A free boundary problem arising from branching Brownian motion with selection. *Transactions of the American Mathematical Society*, Early View doi.org/10.1090/tran/8370.
- [68] Tisbury ADO, Needham DJ, Tzella A (2021) The evolution of traveling waves in a KPP reaction–diffusion model with cut-off reaction rate. I. Permanent form traveling waves. *Studies in Applied Mathematics*. 146:301–329.
- [69] Deng K, Levine HA (2000) The role of critical exponents in blow-up theorems: the sequel. *Journal of Mathematical Analysis and Applications*. 243: 85–126.
- [70] Levine HA (1990) The role of critical exponents in blowup theorems. *SIAM Review*. 32: 262–288.

- [71] Whitham GB (2011) Linear and nonlinear waves. John Wiley & sons, New York.
- [72] Mullins WW, Sekerka RF (1963) Morphological stability of a particle growing by diffusion or heat flow. *Journal of Applied Physics*. 34: 323–329.