

Non-Blockingness Verification of Bounded Petri Nets Using Basis Reachability Graphs

Chao Gu, *Student Member, IEEE* Ziyue Ma, *Member, IEEE* Zhiwu Li, *Fellow, IEEE* and Alessandro Giua, *Fellow, IEEE*

Abstract—In this paper, we study the problem of non-blockingness verification by tapping into the basis reachability graph (BRG). Non-blockingness is a property that ensures that all pre-specified tasks can be completed, which is a mandatory requirement during the system design stage. We develop a condition of transition partition of a given net such that the corresponding *conflict-increase BRG* contains sufficient information on verifying non-blockingness of its corresponding Petri net. Thanks to the compactness of the BRG, our approach possesses practical efficiency since the exhaustive enumeration of the state space can be avoided. In particular, our method does not require that the net is deadlock-free.

Index Terms—Petri nets, Non-blockingness, Basis reachability graph.

I. INTRODUCTION

Discrete event systems (DESs) [6], [13] are *event-driven* systems whose state space can be described as a discrete set. As a mathematical characterization for studying, modelling, and analyzing DES, Petri nets [5], [14] offer various advantages over automata. For instance, states in Petri nets can be represented as vectors, namely *markings*; ergo, techniques such as linear algebra [1] can be applied. On the other hand, structural-based approaches can be adopted to avert exhaustively enumerating the state space, therefore mitigating the *state explosion* problem.

In DESs, *non-blockingness* [22] is a property that ensures that all pre-specified tasks can be completed, which is a mandatory requirement during the system design stage. Given its importance, efficient techniques are desired to verify if a given system is non-blocking. Past works [7], [8], [21] propose several methods to verify the non-blockingness of a given Petri net: these methods are based on the reachability graph (RG) and *theory of regions*. On the other hand, [12], [23] propose methods to synthesize non-blocking enforcing supervisors in some subclasses of Petri nets.

Recently, a *semi-structural* analysis technique in Petri nets, called the *basis reachability analysis*, was proposed [4]. In the basis reachability analysis, only a subset of the reachable markings called *basis markings* is enumerated

and an automaton-like structure called *basis reachability graph (BRG)* is constructed. Initially created for *diagnosis* problems [4], basis reachability analysis has been gradually developed and adopted on solving other issues such as *marking reachability* and *opacity* problems, etc.

Although the BRG-based techniques have been proved to be operative and efficient, it is showed that a conventional BRG is, in general, not applicable to tackle the non-blockingness verification problem [11]. The reason is that in a BRG there may exist some livelocks among a set of non-basis markings. In such a case, the blocking behavior of the plant net cannot be detected by inspecting the structure of the BRG. To overcome such a problem, in [11], an augmented version of BRGs called *minimax-BRG* is developed. Although the minimax-BRG exhibits practical efficiency in solving the non-blockingness verification problem, unlike the basis-marking-based approach [18], currently, there are no analysis methods for addressing with minimax-BRGs on state estimation and supervisory control problems, in which non-blockingness analysis plays a key role. This motivated us to develop an alternative non-blocking verification method based on the conventional types of BRGs whose analysis methods are relatively mature.

In this paper we introduce a particular type of BRGs called *conflict-increase BRGs* (CI-BRGs) that encode sufficient non-blockingness-related information by referring to a particular partition of the transition set. Differently from the minimax-BRG [11] whose construction has a higher complexity than that of a BRG with the same transition partition, a CI-BRG is identical in essence with BRG. We characterize the main properties of basis markings in CI-BRGs and prove that the non-blockingness of a system can be verified by checking if all basis markings in its corresponding CI-BRG are non-blocking. Although there exist restrictions on obtaining of CI-BRGs, which depend on the system structure and the parameters of the linear constraint that describes the final markings set, thanks to the compactness of BRGs, our approach still achieves practical efficiency compared with the RG-based analysis, according to numerical results.

II. PRELIMINARIES

A. Petri nets

A Petri net is a four-tuple $N = (P, T, Pre, Post)$, where P is a set of m places and T is a set of n transitions. $Pre : P \times T \rightarrow \mathbb{N}$ and $Post : P \times T \rightarrow \mathbb{N}$ ($\mathbb{N} = \{0, 1, 2, \dots\}$) are the *pre-* and *post-* incidence functions that specify the arcs in the net and

C. Gu is with the School of Electro-Mechanical Engineering, Xidian University, Xi'an 710071, China, and also with DIEE, University of Cagliari, Cagliari 09124, Italy cgu1992@stu.xidian.edu.cn

Z. Ma is with the School of Electro-Mechanical Engineering, Xidian University, Xi'an 710071, China maziyue@xidian.edu.cn

Z. Li is with the School of Electro-Mechanical Engineering, Xidian University, Xi'an 710071, China, and also with the Institute of Systems Engineering, Macau University of Science and Technology, Macau zhwli@xidian.edu.cn

A. Giua is with DIEE, University of Cagliari, Cagliari 09124, Italy giua@unica.it

are represented as matrices in $\mathbb{N}^{m \times n}$. The *incidence matrix* of N is defined by $C = \text{Post} - \text{Pre}$. A Petri net is *acyclic* if there are no directed cycles in its underlying digraph.

Given a Petri net $N = (P, T, \text{Pre}, \text{Post})$ and a set of transitions $T_x \subseteq T$, the T_x -*induced sub-net* of N is a net resulting by removing all transitions in $T \setminus T_x$ and corresponding arcs from N , denoted as $N_x = (P, T_x, \text{Pre}_x, \text{Post}_x)$ where $T_x \subseteq T$ and $\text{Pre}_x (\text{Post}_x)$ is the restriction of Pre (Post) to P and T_x . The incidence matrix of N_x is denoted by $C_x = \text{Post}_x - \text{Pre}_x$.

A *marking* M of a Petri net N is a mapping: $P \rightarrow \mathbb{N}$ that assigns to each place of a Petri net a non-negative integer number of *tokens*. The number of tokens in a place p at a marking M is denoted by $M(p)$. A Petri net N with an initial marking M_0 is called a *marked net*, denoted by $\langle N, M_0 \rangle$. For a place $p \in P$, the *set of its input transitions* is defined by $\bullet p = \{t \in T \mid \text{Post}(p, t) > 0\}$ and the *set of its output transitions* is defined by $p^\bullet = \{t \in T \mid \text{Pre}(p, t) > 0\}$. The notions for $\bullet t$ and t^\bullet are analogously defined. A Petri net $N = (P, T, \text{Pre}, \text{Post})$ is *conflict-free* if for all $p \in P$, $|p^\bullet| \leq 1$.

A transition $t \in T$ is *enabled* at a marking M if $M \geq \text{Pre}(\cdot, t)$, denoted by $M[t]$; otherwise it is said to be *disabled* at M , denoted as $\neg M[t]$. If t is enabled at M , the *firing* of t yields marking $M' = M + C(\cdot, t)$, which is denoted as $M[t]M'$. A marking M is *dead* if for all $t \in T$, $M \not\geq \text{Pre}(\cdot, t)$.

Marking M' is *reachable* from M_1 if there exist a firing sequence of transitions $\sigma = t_1 t_2 \dots t_n$ and markings M_2, \dots, M_n such that $M_1[t_1]M_2[t_2] \dots M_n[t_n]M'$ holds. We denote by T^* the set of all finite sequences of transitions over T . Given a transition sequence $\sigma \in T^*$, $\varphi : T^* \rightarrow \mathbb{N}^n$ is a function that associates to σ a vector $\mathbf{y} = \varphi(\sigma) \in \mathbb{N}^n$, called the *firing vector* of σ . Let $\varphi^{-1} : \mathbb{N}^n \rightarrow T^*$ be the inverse function of φ , namely for $\mathbf{y} \in \mathbb{N}^n$, $\varphi^{-1}(\mathbf{y}) := \{\sigma \in T^* \mid \varphi(\sigma) = \mathbf{y}\}$. The set of markings reachable from M_0 is called the *reachability set* of $\langle N, M_0 \rangle$, denoted by $R(N, M_0)$. A marked net $\langle N, M_0 \rangle$ is said to be *bounded* if there exists an integer $k \in \mathbb{N}$ such that for all $M \in R(N, M_0)$ and for all $p \in P$, $M(p) \leq k$ holds; otherwise it is said to be *unbounded*.

Proposition 1: [17] Given a marked net $\langle N, M_0 \rangle$ where N is acyclic, $M \in R(N, M_0)$, $M' \in R(N, M_0)$ and a firing vector $\mathbf{y} \in \mathbb{N}^n$, the following holds:

$$M' = M + C \cdot \mathbf{y} \geq \mathbf{0} \Leftrightarrow (\exists \sigma \in \varphi^{-1}(\mathbf{y})) M[\sigma]M'. \quad \square$$

Let $G = (N, M_0, \mathcal{F})$ denote a *plant* consisting of a marked net and a finite set of final markings $\mathcal{F} \subseteq R(N, M_0)$. Instead of explicitly listing all the elements in \mathcal{F} , as a general form, in this paper, we characterize set \mathcal{F} as a linear constraints namely *generalized mutual exclusion constraints* (GMECs) [9]. A GMEC is a pair (\mathbf{w}, k) , where $\mathbf{w} \in \mathbb{Z}^m$ and $k \in \mathbb{Z}$ (\mathbb{Z} is the set of integers), that defines a set of markings $\mathcal{L}_{(\mathbf{w}, k)} = \{M \in \mathbb{N}^m \mid \mathbf{w}^T \cdot M \leq k\}$.

Definition 1: A marking $M \in R(N, M_0)$ of a plant $G = (N, M_0, \mathcal{F})$ is said to be *blocking* if $R(N, M) \cap \mathcal{F} = \emptyset$; otherwise M is said to be *non-blocking*. Plant G is *non-blocking* if all reachable markings are non-blocking; otherwise G is *blocking*. \diamond

B. Basis Marking and Basis Reachability Graph

Given a Petri net $N = (P, T, \text{Pre}, \text{Post})$, transition set T can be partitioned into $T = T_E \cup T_I$ where the sets T_E and T_I are called the *explicit* transition set and the *implicit* transition set, respectively. A pair $\pi = (T_E, T_I)$ is called a *basis partition* [16] of T if the T_I -induced subnet is acyclic. We denote $|T_E| = n_E$ and $|T_I| = n_I$. Let C_I be the incidence matrix of the T_I -induced subnet. Note that in a BRG with basis partition (T_E, T_I) , the firing of explicit transitions in T_E is explicitly represented in the BRG, while the firing of implicit transitions in T_I is abstracted. Note that no physical meaning needs to be associated with implicit transitions: the set T_I can be arbitrarily selected, provided that the T_I -induced subnet is acyclic.

Definition 2: Given a Petri net $N = (P, T, \text{Pre}, \text{Post})$, a basis partition $\pi = (T_E, T_I)$, a marking M , and a transition $t \in T_E$, we define

$$\Sigma(M, t) = \{\sigma \in T_I^* \mid M[\sigma]M', M' \geq \text{Pre}(\cdot, t)\}$$

as the set of *explanations* of t at M , and

$$Y(M, t) = \{\varphi(\sigma) \in \mathbb{N}^{n_I} \mid \sigma \in \Sigma(M, t)\}$$

as the set of *explanation vectors*; meanwhile we define

$$\Sigma_{\min}(M, t) = \{\sigma \in \Sigma(M, t) \mid \nexists \sigma' \in \Sigma(M, t) : \varphi(\sigma') \leq \varphi(\sigma)\}$$

as the set of *minimal explanations* of t at M , and

$$Y_{\min}(M, t) = \{\varphi(\sigma) \in \mathbb{N}^{n_I} \mid \sigma \in \Sigma_{\min}(M, t)\}$$

as the corresponding set of *minimal explanation vectors*. \diamond

Definition 3: Given a bounded marked net $\langle N, M_0 \rangle$ with a basis partition $\pi = (T_E, T_I)$, its *basis reachability graph* (BRG) is a deterministic automaton \mathcal{B} output by Algorithm 2 in [16]. The BRG \mathcal{B} is a quadruple $(\mathcal{M}_{\mathcal{B}}, \text{Tr}, \Delta, M_0)$, where the state set $\mathcal{M}_{\mathcal{B}}$ is the set of basis markings, the event set Tr is the set of pairs $(t, \mathbf{y}) \in T_E \times \mathbb{N}^{n_I}$, the transition relation $\Delta = \{(M_1, (t, \mathbf{y}), M_2) \mid t \in T_E, \mathbf{y} \in Y_{\min}(M_1, t), M_2 = M_1 + C_I \cdot \mathbf{y} + C(\cdot, t)\}$, and the initial state is the initial marking M_0 . \diamond

The set $Y_{\min}(M, t)$ and the BRG can be constructed through Algorithms 1 and 2 in [16], respectively. We extend the definition of transition relation to consider sequence of pairs $\sigma \in \text{Tr}^*$ and write $M_1 \xrightarrow{\sigma} M_2$ to denote that from M_1 sequence σ yields M_2 .

Note that the upper bound of states in a BRG is the size of the reachability space of a net. However, many BRG-related work [4], [16] have shown that in practical cases a BRG can be much smaller than the corresponding reachability space, i.e., $|\mathcal{M}_{\mathcal{B}}| \ll |R(N, M_0)|$ holds. Besides, in some cases, a BRG may grow much slower than the reachability space of a net. For instance, [20] shows an example in which the number of states in a Petri net grows cubically (i.e., $O(k^3)$) when the initial marking increases, while the corresponding BRG growth linearly (i.e., $O(k)$). Therefore, the construction of the BRG achieves practical efficiency.

Definition 4: Given a marked net $\langle N, M_0 \rangle$, a basis partition $\pi = (T_E, T_I)$, and a basis marking $M_b \in \mathcal{M}_{\mathcal{B}}$, we define $R_I(M_b)$ the *implicit reach* of M_b as:

$$R_I(M_b) = \{M \in \mathbb{N}^m \mid (\exists \sigma \in T_I^*) M_b[\sigma]M\}.$$

Since the T_I -induced subnet is acyclic, we have:

$$R_I(M_b) = \{M \in \mathbb{N}^m \mid (\mathbf{y}_I \in \mathbb{N}^{n_I}) M = M_b + C_I \cdot \mathbf{y}_I\}.$$

Proposition 2: [16] Given a marked net $\langle N, M_0 \rangle$ with a basis partition $\pi = (T_E, T_I)$, the set of basis markings of the

system is $\mathcal{M}_{\mathcal{B}}$. Consider a marking $M \in \mathbb{N}^m$. $M \in R(N, M_0)$ if and only if there exists a basis marking $M_b \in \mathcal{M}_{\mathcal{B}}$ such that $M \in R_I(M_b)$. \diamond

III. NON-BLOCKINGNESS VERIFICATION USING CONFLICT-INCREASE BRGs

Given a plant net, in general there exist several valid basis partitions, each of which leads to a different BRG. According to Example 1 presented in [10], a BRG constructed with a randomly selected basis partition may not encode all information needed to test if a plant is non-blocking. The reason lies in the fact that in a BRG there may exist some *livelocks* among a set of non-basis markings; thus, the blocking behavior of the plant net cannot be detected by checking the structure of the BRG.

A. Conflict-Increase BRGs

In this part, we show how a BRG corresponding to a suitable basis partition may allow one to verify non-blockingness. For a given plant, we first introduce the notion of *conflict-increase BRGs* (CI-BRGs).

Definition 5: Consider a plant $G = (N, M_0, \mathcal{F})$ with $N = (P, T, Pre, Post)$ and $\mathcal{F} = \mathcal{L}_{(\mathbf{w}, k)}$. A transition set $T' \subseteq T$ is said to be *non-conflicting* if $T' \subseteq T \setminus T_{conf}$, where

$$T_{conf} = \{t \in T \mid (\exists p \in P) t \in p^\bullet, |p^\bullet| \geq 2\}; \quad (1)$$

it is said to be *non-increasing* if $T' \subseteq T \setminus T_{inc}$, where

$$T_{inc} = \{t \in T \mid \mathbf{w}^T \cdot C(\cdot, t) > 0\}. \quad (2)$$

\diamond

According to Definition 5, a transition set is non-conflicting and non-increasing if it does not contain two types of transitions:

- (1) T_{conf} — all transitions that are in structural conflicts (depends only on the structure of the net);
- (2) T_{inc} — all transitions whose influence on (\mathbf{w}, k) are positive (depends only on the corresponding GMEC), i.e., at a marking M , by firing a transition $t \in T_{inc}$, the token count of the obtained marking $M' = M + C(\cdot, t)$ will be increased in terms of the corresponding GMEC since $\mathbf{w}^T \cdot C(\cdot, t) > 0$.

Definition 6: Consider a plant $G = (N, M_0, \mathcal{F})$ with $N = (P, T, Pre, Post)$ and $\mathcal{F} = \mathcal{L}_{(\mathbf{w}, k)}$. A BRG of G with respect to $\pi = (T_E, T_I)$ is called a *conflict-increase BRG* (CI-BRG) if T_I is non-conflicting and non-increasing. \diamond

Note that to construct a CI-BRG, the corresponding implicit transition set T_I in $\pi = (T_E, T_I)$ should be both non-conflicting and non-increasing. In addition to that, some other transitions (if necessary) may also need to be eliminated in T_I to ensure the acyclicity of the T_I -induced subnet of G . Moreover, for a bounded plant, there always exists a CI-BRG (e.g., the BRG with respect to $T_E = T$ and $T_I = \emptyset$). Since CI-BRG is a particular type of BRG, it can be computed by Algorithm 2 in [16] and the complexity analysis of the BRG (described in Section II-B) also applies to the CI-BRG.

On the other hand, in the previous works [4], [16], it is often preferred to choose a basis partition π with a T_I that

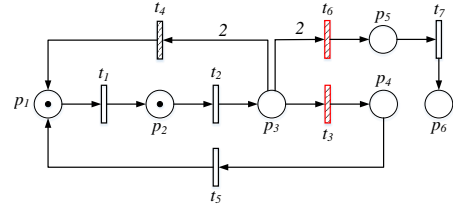


Fig. 1: A plant G with $\pi = (T_E, T_I)$ where $T_E = \{t_3, t_4, t_6\}$.

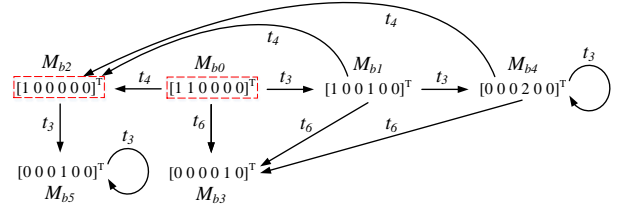


Fig. 2: The CI-BRG \mathcal{B} . For readability, all explanation vectors are not shown.

is maximal (in the sense of set containment) since the size of its corresponding BRG is relatively small. Here, a non-conflicting and non-increasing T_I may not be maximal, therefore the corresponding CI-BRG may not be minimal as well. However, as a trade-off, we show hereinafter that necessary information regarding non-blockingness will be appropriately encoded in CI-BRGs and the non-blockingness verification procedure can be therefore facilitated. Moreover, as shown by simulations in Section IV, a CI-BRG is still significantly smaller than the corresponding reachability graph in size.

Example 1: Consider a plant $G = (N, M_0, \mathcal{F})$ in Fig. 1 with $M_0 = [1 \ 1 \ 0 \ 0 \ 0 \ 0]^T$ and $\mathcal{F} = \mathcal{L}_{(\mathbf{w}, k)}$ where $\mathbf{w} = [0 \ 0 \ 0 \ 1 \ 1 \ 1]^T$ and $k = 0$. In this net, $T_{conf} = \{t_3, t_4, t_6\}$ (marked with shadow) and $T_{inc} = \{t_3, t_6\}$ (boxed in red); thus, $T_{conf} \cup T_{inc} = \{t_3, t_4, t_6\}$. Notice that the subnet induced by $T \setminus \{t_3, t_4, t_6\} = \{t_1, t_2, t_5, t_7\}$ is acyclic. Therefore, we can choose the set of implicit transitions $T_I = \{t_1, t_2, t_5, t_7\}$ that is non-conflicting and non-increasing, which leads to $T_E = \{t_3, t_4, t_6\}$.

Now we construct the CI-BRG $\mathcal{B} = (\mathcal{M}_{\mathcal{B}}, \text{Tr}, \Delta, M_0)$. According to Algorithm 2 in [16], as the initialization, let the basis marking set $\mathcal{M}_{\mathcal{B}} = \{M_{b0}\}$ where $M_{b0} = M_0$, the set of pairs $\text{Tr} = \emptyset$, and the transition relation set $\Delta = \emptyset$. Then, at M_{b0} , we compute all minimal explanation vectors \mathbf{y}_{min} of all explicit transitions (i.e., t_3, t_4 , and t_6) at M_{b0} through Algorithm 1 in [16] and derive the corresponding basis markings M_b :

- for t_3 , $\mathbf{y}_{min} = [0 \ 1 \ 0 \ 0]^T$. Since $M_{b0} + C_I \cdot \mathbf{y}_{min} + C(\cdot, t_3) = [1 \ 0 \ 0 \ 1 \ 0 \ 0]^T \notin \mathcal{M}_{\mathcal{B}}$, let $M_{b1} = [1 \ 0 \ 0 \ 1 \ 0 \ 0]^T$ and $\mathcal{M}_{\mathcal{B}} = \{M_{b0}, M_{b1}\}$. Meanwhile, let $\text{Tr} = \{(t_3, [0 \ 1 \ 0 \ 0]^T)\}$ and $\Delta = \{(M_{b0}, (t_3, [0 \ 1 \ 0 \ 0]^T), M_{b1})\}$;
- for t_4 , $\mathbf{y}'_{min} = [1 \ 2 \ 0 \ 0]^T$. Since $M_{b0} + C_I \cdot \mathbf{y}'_{min} + C(\cdot, t_4) = [1 \ 0 \ 0 \ 0 \ 0 \ 0]^T \notin \mathcal{M}_{\mathcal{B}}$, let $M_{b2} = [1 \ 0 \ 0 \ 0 \ 0 \ 0]^T$ and $\mathcal{M}_{\mathcal{B}} = \{M_{b0}, M_{b1}, M_{b2}\}$. Meanwhile, let $\text{Tr} = \{(t_3, [0 \ 1 \ 0 \ 0]^T), (t_4, [1 \ 2 \ 0 \ 0]^T)\}$ and $\Delta = \{(M_{b0}, (t_3, [0 \ 1 \ 0 \ 0]^T), M_{b1}), (M_{b0}, (t_4, [1 \ 2 \ 0 \ 0]^T), M_{b2})\}$;

- for t_6 , $\mathbf{y}_{\min}'' = [1 \ 2 \ 0 \ 0]^T$. Since $M_{b0} + C_I \cdot \mathbf{y}_{\min}'' + C(\cdot, t_6) = [0 \ 0 \ 0 \ 0 \ 1 \ 0]^T \notin \mathcal{M}_{\mathcal{B}}$, let $M_{b3} = [0 \ 0 \ 0 \ 0 \ 1 \ 0]^T$ and $\mathcal{M}_{\mathcal{B}} = \{M_{b0}, M_{b1}, M_{b2}, M_{b3}\}$. Meanwhile, let $\text{Tr} = \{(t_3, [0 \ 1 \ 0 \ 0]^T), (t_4, [1 \ 2 \ 0 \ 0]^T), (t_6, [1 \ 2 \ 0 \ 0]^T)\}$ and $\Delta = \{(M_{b0}, (t_3, [0 \ 1 \ 0 \ 0]^T), M_{b1}), (M_{b0}, (t_4, [1 \ 2 \ 0 \ 0]^T), M_{b2}), (M_{b0}, (t_6, [1 \ 2 \ 0 \ 0]^T), M_{b3})\}$.

Analogously, we compute all minimal explanation vectors of all explicit transitions at M_{b1}, M_{b2} and M_{b3} and then derive new basis markings and transition relations. Iteratively, it can be computed that:

- $\mathcal{M}_{\mathcal{B}} = \{M_{b0}, M_{b1}, M_{b2}, M_{b3}, M_{b4}, M_{b5}\}$ where $M_{b4} = [0 \ 0 \ 0 \ 2 \ 0 \ 0]^T$ and $M_{b5} = [0 \ 0 \ 0 \ 1 \ 0 \ 0]^T$;
- $\text{Tr} = \{(t_3, [0 \ 1 \ 0 \ 0]^T), (t_4, [1 \ 2 \ 0 \ 0]^T), (t_6, [1 \ 2 \ 0 \ 0]^T), (t_3, [1 \ 1 \ 0 \ 0]^T), (t_3, [1 \ 1 \ 1 \ 0]^T), (t_4, [2 \ 2 \ 1 \ 0]^T), (t_6, [2 \ 2 \ 1 \ 0]^T), (t_4, [2 \ 2 \ 2 \ 0]^T), (t_6, [2 \ 2 \ 2 \ 0]^T)\}$;
- $\Delta = \{(M_{b0}, (t_3, [0 \ 1 \ 0 \ 0]^T), M_{b1}), (M_{b0}, (t_4, [1 \ 2 \ 0 \ 0]^T), M_{b2}), (M_{b0}, (t_6, [1 \ 2 \ 0 \ 0]^T), M_{b3}), (M_{b1}, (t_3, [1 \ 1 \ 0 \ 0]^T), M_{b4}), (M_{b1}, (t_4, [2 \ 2 \ 1 \ 0]^T), M_{b2}), (M_{b1}, (t_6, [2 \ 2 \ 1 \ 0]^T), M_{b3}), (M_{b2}, (t_3, [1 \ 1 \ 0 \ 0]^T), M_{b5}), (M_{b4}, (t_3, [1 \ 1 \ 1 \ 0]^T), M_{b4}), (M_{b4}, (t_4, [2 \ 2 \ 2 \ 0]^T), M_{b2}), (M_{b4}, (t_6, [2 \ 2 \ 2 \ 0]^T), M_{b3}), (M_{b5}, (t_3, [1 \ 1 \ 1 \ 0]^T), M_{b5})\}$.

In summary, the CI-BRG $\mathcal{B} = (\mathcal{M}_{\mathcal{B}}, \text{Tr}, \Delta, M_0)$ is graphically presented in Fig. 2. Meanwhile, the basis markings that are also final (i.e., M_{b0} and M_{b2}) in \mathcal{B} are boxed with red dashed lines. \diamond

B. Properties of CI-BRGs

In this subsection we prove a series of results on the properties of CI-BRGs. These results will be eventually used to establish our non-blocking verification algorithm. Before entering the mathematical details, we note that here we do *not* assume that the net is deadlock-free: the results presented in this subsection hold for both deadlock-free nets and nets with deadlocks. The cases of non-deadlock-free nets will be further discussed in the next subsection.

First, the following proposition shows that for any basis marking M_b , if an explicit transition t is enabled by firing a minimal explanation from M_b , then t remains enabled when any other implicit transitions fire.

Proposition 3: Given a plant $G = (N, M_0, \mathcal{F})$ with $\mathcal{F} = \mathcal{L}_{(\mathbf{w}, k)}$, let \mathcal{B} be its CI-BRG with respect to $\pi = (T_E, T_I)$. Let $\mathbf{y}_{\min} \in Y_{\min}(M_b, t)$ be a minimal explanation vector of explicit transition t at M_b . For any implicit firing vector $\mathbf{y} \geq \mathbf{y}_{\min}$, $M_b + C_I \cdot \mathbf{y} = M \geq \mathbf{0}$ implies $M[t]$.

Proof: According to Proposition 1, there exists $\sigma_{\min} \in T_I^*$ such that $M_b[\sigma_{\min}]M_{\min} \geq \mathbf{0}$ where $\varphi(\sigma_{\min}) = \mathbf{y}_{\min}$. Since $\mathbf{y}_{\min} \leq \mathbf{y}$, the following trajectory is feasible:

$$M_b[\sigma_{\min}]M_{\min}[\sigma']M,$$

where $\varphi(\sigma') = \mathbf{y} - \mathbf{y}_{\min}$. By Eq. (1), in G no implicit transition shares any input place with transition t . Hence, once t is enabled at M_{\min} , it remains enabled regardless other implicit transitions fire, which implies $M[t]$. \blacksquare

Next, we define the concept of *maximal implicit firing vector* and *i-maximal marking* as follows.

Definition 7: Given a plant $G = (N, M_0, \mathcal{F})$ with $\mathcal{F} = \mathcal{L}_{(\mathbf{w}, k)}$, let \mathcal{B} be its CI-BRG with $\pi = (T_E, T_I)$. At a basis

marking M_b in \mathcal{B} , an implicit firing vector (IFV) $\mathbf{y} \in \mathbb{N}^{n_I}$ is said to be *maximal* if there exists a firing sequence $\sigma \in T_I^*$, $\sigma \in \varphi^{-1}(\mathbf{y})$ such that $M_b[\sigma]$ and there does not exist any other $\sigma' \in T_I^*$, $\varphi(\sigma') \geq \mathbf{y}$ such that $M_b[\sigma']M$. A marking M_{\max} is said to be *i-maximal* at M_b if there exists a maximal IFV \mathbf{y} such that $M_b + C_I \cdot \mathbf{y} = M_{\max}$. \diamond

Further, we show in Proposition 4 that, in a CI-BRG, for any basis marking there exists a unique maximal IFV and a unique i-maximal marking.

Proposition 4: Given a marked net $\langle N, M_0 \rangle$, let \mathcal{B} be its BRG with respect to $\pi = (T_E, T_I)$ where the T_I -induced subnet of N is conflict-free. At any basis marking M_b in \mathcal{B} , there exists a unique maximal IFV \mathbf{y} .

Proof: By contradiction, suppose that at M_b there exist two different maximal IFVs $\mathbf{y}_1, \mathbf{y}_2$. Since the T_I -induced subnet is acyclic, there exist two firing sequences $\sigma_1 = t_{i_1}^{k_1} \dots t_{i_n}^{k_n}$, $\sigma_2 = t_{i_1'}^{k_1'} \dots t_{i_n'}^{k_n'}$ corresponding to $\mathbf{y}_1, \mathbf{y}_2$, respectively, in which t_{i_j} 's are sorted from upstream to downstream of the T_I -induced subnet. Since $\mathbf{y}_1 \neq \mathbf{y}_2$, there exists a minimal j such that $k_j \neq k_j'$ and for all $j' < j$, $k_j = k_j'$. Without loss of generality, suppose that $k_j < k_j'$. Consider $\bar{\sigma}_1 = t_{i_1}^{k_1} \dots t_{i_{j-1}}^{k_{j-1}} t_{i_j}^{k_j}$ that is a prefix of σ_1 . Since $t_{i_1}^{k_1} \dots t_{i_{j-1}}^{k_{j-1}} t_{i_j}^{k_j}$ is a prefix of σ_2 , transition t_j can fire at least once after $\bar{\sigma}_1$. Moreover, since the transitions in σ_1 appears from upstream to downstream and the T_I -induced subnet is conflict-free, the firing of t_j after $\bar{\sigma}_1$ does not affect the firing of the rest of transitions in σ_1 , which implies that sequence $t_{i_1}^{k_1} \dots t_{i_j}^{k_j+1} \dots t_{i_n}^{k_n}$ is fireable at M_b . This means that \mathbf{y}_1 is not a maximal IFV. \blacksquare

According to Proposition 4, it can be inferred that in a CI-BRG each basis marking has a unique i-maximal marking. In the sequel, for each basis marking M_b we denote its i-maximal marking as $M_{b, \max}$. From Propositions 3 and 4 we immediately have the following Proposition.

Proposition 5: Given a marked net $\langle N, M_0 \rangle$ with $N = (P, T, \text{Pre}, \text{Post})$, let \mathcal{B} be its BRG with respect to $\pi = (T_E, T_I)$ where T_I is non-conflicting. For any basis marking M_b in \mathcal{B} , it holds that

$$M_b[\sigma_{\min} t] \Rightarrow M_{b, \max}[t],$$

where $t \in T_E$, $\sigma_{\min} \in \Sigma_{\min}(M_b, t)$, and $M_{b, \max}$ is an i-maximal marking at M_b .

Proof: Since T_I is non-conflicting, any transition $t \in T_E$ is not in conflict with transitions in T_I . Also, the fact that $M_{b, \max}$ is an i-maximal marking at M_b implies that there exists a maximal IFV $\mathbf{y} \in \mathbb{N}^{n_I}$ at M_b such that $M_b + C_I \cdot \mathbf{y} = M_{b, \max}$ holds. Thus, this statement follows Proposition 3, since $\mathbf{y} \geq \varphi(\sigma_{\min})$ by Definition 7. \blacksquare

Next, we show in Proposition 6 that in a CI-BRG, for any marking M in the implicit reach of M_b , there necessarily exists a firing sequence consisting of implicit transitions σ in T_I^* such that $M[\sigma]M_{b, \max}$.

Proposition 6: Given a plant $G = (N, M_0, \mathcal{F})$ with $N = (P, T, \text{Pre}, \text{Post})$ and $\mathcal{F} = \mathcal{L}_{(\mathbf{w}, k)}$, let \mathcal{B} be its CI-BRG with respect to $\pi = (T_E, T_I)$. Given a basis marking M_b and its i-maximal marking $M_{b, \max} \in R_I(M_b)$, the following holds:

$$(\forall M \in R_I(M_b), \exists \sigma \in T_I^*) M[\sigma]M_{b, \max}.$$

Proof: Consider trajectories $M_b[\sigma_I]M$ and $M_b[\sigma_{\max}]M_{b,\max}$, where $\varphi(\sigma_{\max}) = \mathbf{y}_{\max} \in \mathbb{N}^{n_I}$ is the unique maximal IFV at M_b and $\varphi(\sigma_I) = \mathbf{y}_I \in \mathbb{N}^{n_I}$. Since $M = M_b + C_I \cdot \mathbf{y}_I \geq \mathbf{0}$ and $M_{b,\max} = M_b + C_I \cdot \mathbf{y}_{\max} \geq \mathbf{0}$, it holds that $M_{b,\max} = M + C_I \cdot (\mathbf{y}_{\max} - \mathbf{y}_I)$. Since $\mathbf{y}_{\max} \geq \mathbf{y}_I$ (according to Definition 7), based on Proposition 1, there must exist a firing sequence $\sigma \in T_I^*$ such that $M[\sigma]M_{b,\max}$ where $\varphi(\sigma) = \mathbf{y}_{\max} - \mathbf{y}_I$. ■

The next proposition shows that in a CI-BRG, the implicit reach of any basis marking M_b contains at least one final marking (i.e., $R_I(M_b) \cap \mathcal{F} \neq \emptyset$) if and only if the i-maximal marking of M_b is a final marking (i.e., $M_{b,\max} \in \mathcal{F}$).

Proposition 7: Given a plant $G = (N, M_0, \mathcal{F})$ with $N = (P, T, Pre, Post)$ and $\mathcal{F} = \mathcal{L}_{(\mathbf{w}, k)}$, let \mathcal{B} be its CI-BRG with respect to $\pi = (T_E, T_I)$. For any basis marking M_b and its i-maximal marking $M_{b,\max} \in R_I(M_b)$, it holds:

$$R_I(M_b) \cap \mathcal{F} \neq \emptyset \Leftrightarrow M_{b,\max} \in \mathcal{F}.$$

Proof: (\Leftarrow) This part holds since $M_{b,\max} \in R_I(M_b) \cap \mathcal{F}$.

(\Rightarrow) Suppose that $M_{b,\max} \notin \mathcal{F}$, i.e., $\mathbf{w}^T \cdot M_{b,\max} > k$. Notice that $M_{b,\max} = M_b + C_I \cdot \mathbf{y}_{\max}$ where $\mathbf{y}_{\max} \in \mathbb{N}^{n_I}$ is the maximal IFV at M_b . Since by Eq. (2), $\mathbf{w}^T \cdot C(\cdot, t) \leq 0$ holds for all $t \in T_I$, we can conclude that for any $M \in R_I(M_b)$ such that $M = M_b + C_I \cdot \mathbf{y}$, $\mathbf{y} \leq \mathbf{y}_{\max}$ holds. Therefore we have:

$$\begin{aligned} \mathbf{w}^T \cdot M &= \mathbf{w}^T \cdot M_b + \mathbf{w}^T \cdot C_I \cdot \mathbf{y} \geq \mathbf{w}^T \cdot M_b + \mathbf{w}^T \cdot C_I \cdot \mathbf{y}_{\max} \\ &= \mathbf{w}^T \cdot M_{b,\max} > k. \end{aligned}$$

Therefore $R_I(M_b) \cap \mathcal{F} = \emptyset$. ■

Intuitively speaking, since the firing of T_I does not increase (and possibly decreases) the token count of (\mathbf{w}, k) , the token count at any marking in $R_I(M_b)$ is not less than that of $M_{b,\max}$ (which is reached by firing the maximal number of T_I transitions from M_b). Hence, if the token count of (\mathbf{w}, k) at $M_{b,\max}$ exceeds k , then the token count at any other marking in $R_I(M_b)$ also exceeds k .

Finally, we are ready to present the main result of this work. The following theorem provides a necessary and sufficient condition for the non-blockingness of a net.

Theorem 1: Given a plant $G = (N, M_0, \mathcal{F})$ with $N = (P, T, Pre, Post)$ and $\mathcal{F} = \mathcal{L}_{(\mathbf{w}, k)}$, let \mathcal{B} be its CI-BRG with respect to $\pi = (T_E, T_I)$. System G is non-blocking if and only if for any basis marking M_b in \mathcal{B} , there exists a basis marking M'_b accessible from M_b and $R_I(M'_b) \cap \mathcal{F} \neq \emptyset$.

Proof: (only if) Suppose that G is non-blocking. For any basis marking M_b in \mathcal{B} , there exists a sequence σ such that $M_b[\sigma]M \in \mathcal{F}$. We write $\sigma = \sigma_1 t_{i_1} \cdots \sigma_n t_{i_n} \sigma_{n+1}$ where all $\sigma_i \in T_I^*$, $t_{i_j} \in T_E$, $j = 1, \dots, n$. Following the procedure in the proof of Theorem 3.8 in [4], we can repeatedly move transitions in each σ_j ($j \in \{1, \dots, n\}$) to somewhere after t_{i_j} to obtain a new sequence $\sigma_{\min, 1} t_{i_1} \sigma_{\min, 2} t_{i_2} \cdots \sigma_{\min, n} t_{i_n} \sigma'_{n+1}$ such that

$$M_b[\sigma_{\min, 1} t_{i_1}] M_{b, 1}[\sigma_{\min, 2} t_{i_2}] \cdots [\sigma_{\min, n} t_{i_n}] M_{b, n}[\sigma'_{n+1}] M$$

where each $\sigma_{\min, j}$ is a minimal explanation of t_{i_j} at $M_{b, j}$ for $j = 1, \dots, n$. Hence, basis marking M'_b is accessible from M_b , and $M \in R_I(M'_b)$ holds.

(if) Let $M_{b, 0}$ be an arbitrary basis marking and M be an arbitrary marking in $R_I(M_{b, 0})$. Suppose that in \mathcal{B} there exists a basis marking $M_{b, n}$ accessible from $M_{b, 0}$, i.e.,

$$M_{b, 0} \xrightarrow{(t_1, \mathbf{y}_{\min, 1})} M_{b, 1} \xrightarrow{(t_2, \mathbf{y}_{\min, 2})} M_{b, 2} \cdots \xrightarrow{(t_n, \mathbf{y}_{\min, n})} M_{b, n},$$

where $R_I(M_{b, n}) \cap \mathcal{F} \neq \emptyset$. By Proposition 6, $M_{i, \max}[t_i]$ holds where $M_{i, \max}$ is the i-maximal marking at $M_{b, i}$ ($i \in \{1, 2, \dots, n\}$). Now we prove that from M there exists a firing sequence that reaches $M_{n, \max}$. We use $M \rightarrow M'$ to denote that there exists sequence σ such that $M[\sigma]M'$.

By Proposition 6, it holds that $M \rightarrow M_{0, \max}$. By Proposition 3, $M_{0, \max}[t_1]M_1$ where $M_1 \in R_I(M_{b, 1})$. By regarding $M_{b, 1}$ and M_1 as the original $M_{b, 0}$ and M , respectively, the above reasoning can be repeatedly applied. Hence, the following trajectory is feasible:

$$M \rightarrow M_{0, \max} \rightarrow M_1 \rightarrow M_{1, \max} \rightarrow \cdots \rightarrow M_n \rightarrow M_{n, \max}$$

where $M_i \in R_I(M_{b, i})$ ($i \in \{1, 2, \dots, n\}$). By Proposition 7, $M_{n, \max} \in \mathcal{F}$ holds. Therefore, G is non-blocking. ■

Theorem 1 indicates that the non-blockingness of a plant G can be verified by checking if all basis markings in the CI-BRG are accessible to some basis markings whose implicit reach contains final markings. By Proposition 7, to check $R_I(M_b) \cap \mathcal{F} \neq \emptyset$ it suffices to test if the i-maximal marking $M_{b, \max}$ is final. This can be done by solving the following integer linear programming problem (ILPP) for all M_b in \mathcal{B} :

$$\left\{ \begin{array}{ll} \max & \mathbf{1}^T \cdot \mathbf{y}_I \\ \text{s.t.} & M_b + C_I \cdot \mathbf{y}_I = M_{b, \max} \\ & \mathbf{w}^T \cdot M_{b, \max} \leq k \\ & M_{b, \max} \in \mathbb{N}^m \\ & \mathbf{y}_I \in \mathbb{N}^{n_I} \end{array} \right. \quad (3)$$

Discussion 1: For simplicity, up to now, we assume a single GMEC characterization $(\mathcal{L}_{(\mathbf{w}, k)})$ for the final marking set \mathcal{F} ; however, our approach can be further generalized to:

- \mathcal{F} defined by the conjunction of a finite number of r GMECs (namely an *AND-GMEC*), i.e., $\mathcal{L}_{AND} = \{M \in \mathbb{N}^m \mid \mathbf{W}^T \cdot M \leq \mathbf{k}\} = \bigcap_{(i, k_i) \in (\mathbf{w}, \mathbf{k})} \mathcal{L}_{(\mathbf{w}_i, k_i)}$, where $\mathbf{W} = [\mathbf{w}_1 \ \mathbf{w}_2 \ \cdots \ \mathbf{w}_r] \in \mathbb{Z}^{m \times r}$ and $\mathbf{k} = [k_1 \ k_2 \ \cdots \ k_r]^T \in \mathbb{N}^r$. $(\mathbf{w}_i, k_i) \in (\mathbf{W}, \mathbf{k})$ implies that $(\mathbf{w}_i, k_i) = (\mathbf{W}(i, \cdot), \mathbf{k}(i, \cdot))$ and $i \in \{1, 2, \dots, r\}$. In such a case, the problem can be solved in the same way by revising the constraint $\mathbf{w}^T \cdot M \leq k$ in ILPP (3) as $\mathbf{W}^T \cdot M \leq \mathbf{k}$;
- \mathcal{F} defined by the union of a finite number of s GMECs (namely an *OR-GMEC*), i.e., $\mathcal{L}_{OR} = \bigcup_{i \in \{1, 2, \dots, s\}} \mathcal{L}_{(\mathbf{w}_i, k_i)}$ where $\mathbf{w}_i \in \mathbb{N}^m$ and $k_i \in \mathbb{N}$. Then, the solution can be done by revising the constraint $\mathbf{w}^T \cdot M \leq k$ in ILPP (3) as a disjunctive form of constraints, which can be transformed into its equivalent conjunctive form [3].

Note that in both two cases, to construct a CI-BRG, the set T_E needs to be expanded based on any single GMEC to ensure the corresponding set T_I being non-increasing. So, in general, the set T_E is not minimal, which leads to the corresponding CI-BRG larger than the minimal ones. However, in a system in practice, the final markings are usually the states at which all resources (parts/products, vehicles, robots, etc.) are in their “idle” or “finished” places. The single GMEC (or multiple GMECs) that defines a final set only restricts the tokens in these places. Hence, in practice, the set T_E may not be too much larger than a

minimal one; thus, the CI-BRG should not be too large in size and can still be efficiently computed. \square

C. Non-blockingness Verification in Non-deadlock-free Nets

As we have mentioned in the beginning of the previous subsection, Theorem 1 does not require G be deadlock-free. In this subsection we discuss the reason behind it.

In this subsection, we discuss the reason behind it. The following result shows that if G is not deadlock-free, all dead markings are exactly the i-maximal markings of some basis markings in the CI-BRG. We denote by \mathcal{D} the set of dead markings in $R(N, M_0)$, i.e., $\mathcal{D} = \{M \in R(N, M_0) \mid (\forall t \in T) \neg M[t]\}$.

Proposition 8: Given a plant $G = (N, M_0, \mathcal{F})$ with $\mathcal{F} = \mathcal{L}_{(\mathbf{w}, k)}$, let \mathcal{B} be its CI-BRG with respect to $\pi = (T_E, T_I)$. For any basis marking M_b in \mathcal{B} such that $R_I(M_b) \cap \mathcal{D} \neq \emptyset$, $R_I(M_b) \cap \mathcal{D} = \{M_{b, \max}\}$ holds.

Proof: The “if” trivially holds. For the “only if” part, suppose that $R_I(M_b) \cap \mathcal{D} \neq \emptyset$. By Proposition 4, all markings $M \in R_I(M_b)$ are coreachable to $M_{b, \max}$, which indicates that all $M \in R_I(M_b) \setminus \{M_{b, \max}\}$ are not dead. Therefore, the only dead marking in $R_I(M_b) \cap \mathcal{D} \neq \emptyset$ is $M_{b, \max}$. \blacksquare

Notice that $R(N, M_0) = \bigcap_{M_b \in \mathcal{B}} R_I(M_b)$. Proposition 8 indicates that all dead markings in $R(N, M_0)$ are $M_{b, \max}$. Note that we do not need to explicitly compute all the i-maximal markings thanks to the following theorem.

Proposition 9: Given a plant $G = (N, M_0, \mathcal{F})$ with $\mathcal{F} = \mathcal{L}_{(\mathbf{w}, k)}$, let \mathcal{B} be its CI-BRG with respect to $\pi = (T_E, T_I)$. For any basis marking M_b in \mathcal{B} , $R_I(M_b) \cap \mathcal{D} \neq \emptyset$ if and only if M_b does not have any outbound arc in \mathcal{B} .

Proof: (only if) By contrapositive. Suppose that M_b has an outbound arc labeled by (t, \mathbf{y}) . It indicates that there exists a sequence σ whose firing vector is $\varphi(\sigma) = \mathbf{y}$ such that $M_b[\sigma]M[t]$. By Propositions 3 and 4, $M_b[\sigma]M[\sigma']M_{b, \max}[t]$ holds, which means that t is enabled at the i-maximal marking $M_{b, \max}$, i.e., $M_{b, \max}$ is not dead. By Proposition 8, $R_I(M_b) \cap \mathcal{D} = \emptyset$ holds.

(if) Suppose that M_b does not have any outbound arc. This implies that from M_b no explicit transition can fire any more. Since the T_I -induced subnet is acyclic, the number of implicit transitions fireable from M_b is bounded, which implies that $M_{b, \max} \in R_I(M_b)$ is dead. \blacksquare

Corollary 1: In a CI-BRG, if the i-maximal marking $M_{b, \max}$ of a basis marking M_b is dead and not final, then M_b is not accessible to any M'_b such that $R_I(M'_b) \cap \mathcal{F} \neq \emptyset$.

Proof: This corollary holds since M_b has no outbound arc (Proposition 9) and $R_I(M_b) \cap \mathcal{F} = \emptyset$ (Proposition 7). \blacksquare

One can see that the case in Corollary 1 is included in Theorem 1. Thus, the non-blockingness can be verified by Theorem 1 regardless of the deadlock-freeness of G .

D. Algorithm

Based on the results we have obtained so far, in this subsection we develop a method to verify non-blockingness of a plant using CI-BRG.

In brief, Algorithm 1 consists of two stages:

Algorithm 1 Non-blockingness Verification Using CI-BRG

Require: A bounded plant $G = (N, M_0, \mathcal{F})$

Ensure: “ G is nonblocking” / “ G is blocking”

- 1: Find a basis partition $\pi = (T_E, T_I)$ where T_I is non-conflicting and non-increasing;
 - 2: Construct the CI-BRG $\mathcal{B} = (\mathcal{M}_{\mathcal{B}}, \text{Tr}, \Delta, M_0)$ of G ;
 - 3: $\hat{\mathcal{M}}_{\mathcal{B}} := \emptyset$;
 - 4: **for all** $M_b \in \mathcal{M}_{\mathcal{B}}$, **do**
 - 5: **if** ILPP (3) has a feasible solution, **then**
 - 6: $\hat{\mathcal{M}}_{\mathcal{B}} := \hat{\mathcal{M}}_{\mathcal{B}} \cup \{M_b\}$;
 - 7: **end if**
 - 8: **end for**
 - 9: **for all** $M'_b \in \mathcal{M}_{\mathcal{B}} \setminus \hat{\mathcal{M}}_{\mathcal{B}}$, **do**
 - 10: **if** $\nexists \hat{M}_b \in \hat{\mathcal{M}}_{\mathcal{B}}, \nexists \sigma \in \text{Tr}^*$ s.t. $M'_b \xrightarrow{\sigma} \hat{M}_b$, **then**
 - 11: Output “ G is blocking” and Exit;
 - 12: **else**
 - 13: Continue;
 - 14: **end if**
 - 15: **end for**
 - 16: Output “ G is non-blocking” and Exit.
-

- Stage (i), steps 1–8: construct the CI-BRG and determine for each basis marking M_b if $R_I(M_b) \cap \mathcal{F} \neq \emptyset$. The latter done by solving ILPP (3) for all basis markings;
- Stage (ii), steps 9–16: check if any basis marking in \mathcal{B} is co-reachable to at least a basis marking that is coreachable to some final markings, which can be done by applying a search algorithm (e.g., *Dijkstra*) in the underlying digraph of the CI-BRG, whose complexity is polynomial in the size of \mathcal{B} .

Proposition 10: Algorithm 1 is correct.

Proof: The set $\hat{\mathcal{M}}_{\mathcal{B}}$ in Algorithm 1 records all basis markings whose i-maximal marking is final. By Theorem 1, the net is blocking if and only if there exists a basis marking inaccessible to any basis marking in $\hat{\mathcal{M}}_{\mathcal{B}}$. This coincide with Algorithm 1 who outputs BLOCKING if and only if such a basis marking is detected in Step 10. \blacksquare

Example 2: [Ex. 1 cont.] Consider again the plant $G = (N, M_0, \mathcal{F})$ with $\mathcal{F} = \mathcal{L}_{(\mathbf{w}, k)}$, $\mathbf{w} = [0 \ 0 \ 0 \ 1 \ 1 \ 1]^T$, $k = 0$ which is depicted in Fig. 1. Its CI-BRG \mathcal{B} with respect to $T_E = \{t_3, t_4, t_6\}$ is shown in Fig. 2. Now we execute Algorithm 1 to verify if G is non-blocking.

First, by solving ILPP (3) for all M_b in \mathcal{B} , we conclude that $\hat{\mathcal{M}}_{\mathcal{B}} = \{M_{b0}, M_{b1}, M_{b2}, M_{b4}, M_{b5}\}$. Then, by analyzing the CI-BRG \mathcal{B} , it can be inferred that M_{b3} is not co-reachable to any of the basis marking in $\hat{\mathcal{M}}_{\mathcal{B}}$; thus, the system is blocking. \diamond

IV. SIMULATION RESULTS

A. On Efficiency

We use the parameterized Petri net in Fig. 3 (slightly modified version of the Petri net in Fig. 5 in [2]) to test the efficiency of our approach. All tests are carried out on a PC with Intel Core i7-7700 CPU 3.60 GHz processor and 8.00 GB RAM. This system consists of 46 places and 39

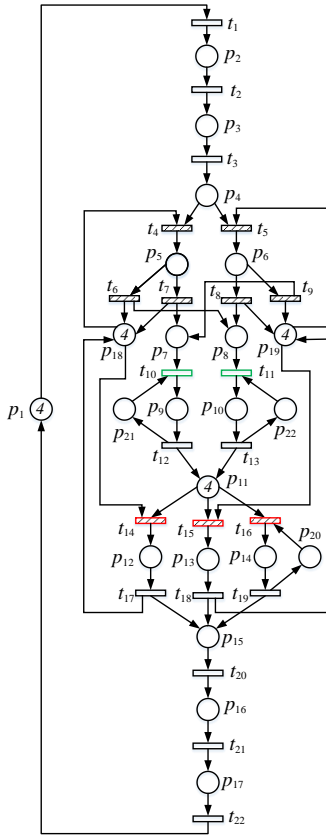


Fig. 4: The Hospital Emergency Service System modelled by a plant $G = (N, M_0, \mathcal{F})$.

test non-blockingness of this plant $G = (N, M_0, \mathcal{F})$ in two cases.

Since the construction of \mathcal{B} is irrelevant to the parameter k , we first find a basis partition $\pi = (T_E, T_I)$ where T_I is non-conflicting and non-increasing, and then construct the corresponding CI-BRG. Based on plant G , it can be inferred that $T_{conf} = \{t_4, t_5, t_6, t_7, t_8, t_9, t_{14}, t_{15}, t_{16}\}$ (marked in shadow) and $T_{inc} = \{t_{14}, t_{15}, t_{16}\}$ (boxed in red). To ensure the acyclicity of the T_I -induced subnet, let transitions t_{10} and t_{11} be explicit (boxed in green). Since the sub-net induced by all transitions $t \in T \setminus (T_{conf} \cup T_{inc} \cup \{t_{10}, t_{11}\})$ is acyclic, a non-conflicting and non-increasing T_I can be obtained, i.e., $T_I = T \setminus (T_{conf} \cup T_{inc} \cup \{t_{10}, t_{11}\})$ and therefore $T_E = T \setminus T_I$. Thus, the corresponding CI-BRG $\mathcal{B} = (\mathcal{M}_{\mathcal{B}}, \text{Tr}, \Delta, M_0)$ can be constructed based on $\pi = (T_E, T_I)$. The CI-BRG \mathcal{B} contains 3863 nodes and can be constructed in 33 seconds (in contrast, the RG cannot be constructed within 36,000 seconds). Here, we do not show the graphical representation of \mathcal{B} due to its size. Next, we illustrate the verification process for Cases I and II respectively as follows.

- Case I ($k = 6$):

For all $M_b \in \mathcal{M}_{\mathcal{B}}$, we add M_b into the set $\hat{\mathcal{M}}_{\mathcal{B}}$ if $R_I(M_b) \cap \mathcal{F} \neq \emptyset$. By solving ILPP (3), the set $\hat{\mathcal{M}}_{\mathcal{B}}$ can be obtained and $|\hat{\mathcal{M}}_{\mathcal{B}}| = 818$.

Next, we proceed to stage (ii). According to computa-

tion, it is concluded that there exists basis marking in \mathcal{B} that is not co-reachable to any basis marking in $\hat{\mathcal{M}}_{\mathcal{B}}$; thus, the plant G is inferred to be blocking.

- Case II ($k = 8$):

Similarly, by solving ILPP (3), the set $\hat{\mathcal{M}}_{\mathcal{B}}$ can be obtained and $|\hat{\mathcal{M}}_{\mathcal{B}}| = 3863$.

Next, we proceed to stage (ii). It is concluded that any basis marking in \mathcal{B} is co-reachable to at least a basis marking in $\hat{\mathcal{M}}_{\mathcal{B}}$; thus, the plant G is non-blocking.

V. CONCLUSION

We have developed a novel method for non-blockingness verification in Petri nets. By adopting a basis partition with transition set T_I being non-conflicting and non-increasing, we have proposed a particular type of BRGs called the CI-BRGs. Based on CI-BRGs, we have proposed a necessary and sufficient condition for non-blockingness. Our method can be applied to both deadlock-free nets and non-deadlock-free ones. Simulation shows that the approach we have proposed achieves practical efficiency. In the future, we plan to tackle the non-blockingness enforcement problem by applying BRGs.

REFERENCES

- [1] F. Basile and G. De Tommasi. An algebraic characterization of language-based opacity in labeled Petri nets. *IFAC-PapersOnLine*, 51(7):329–336, 2018.
- [2] M. P. Cabasino, A. Giua, M. Pocci, and C. Seatzu. Discrete event diagnosis using labeled Petri nets: an application to manufacturing systems. *Control Engineering Practice*, 19(9):989–1001, 2011.
- [3] M. P. Cabasino, A. Giua, and C. Seatzu. Identification of Petri nets from knowledge of their language. *Discrete Event Dynamic Systems*, 17(4):447–474, 2007.
- [4] M. P. Cabasino, A. Giua, and C. Seatzu. Fault detection for discrete event systems using Petri nets with unobservable transitions. *Automatica*, 46(9):1531–1539, 2010.
- [5] M. P. Cabasino, C. N. Hadjicostis, and C. Seatzu. Marking observer in labeled Petri nets with application to supervisory control. *IEEE Transactions on Automatic Control*, 62(4):1813–1824, 2016.
- [6] C. G. Cassandras and S. Laforune. *Introduction to discrete event systems*. Springer, 2009.
- [7] A. Ghaffari, N. Rezg, and X. L. Xie. Design of a live and maximally permissive Petri net controller using the theory of regions. *IEEE transactions on robotics and automation*, 19(1):137–141, 2003.
- [8] A. Giua. Supervisory control of Petri nets with language specifications. In *Control of discrete-event systems*, pages 235–255. Springer, 2013.
- [9] A. Giua, F. DiCesare, and M. Silva. Generalized mutual exclusion constraints on nets with uncontrollable transitions. In *Proceedings of the IEEE International Conference on Systems, Man, and Cybernetics*, pages 974–979. IEEE, 1992.
- [10] C. Gu, Z. Y. Ma, Z. W. Li, and A. Giua. Verification of nonblockingness in bounded Petri nets with a semi-structural approach. In *Proceedings of the 58th IEEE Conference on Decision and Control*, pages 6718–6723. IEEE, 2019.
- [11] C. Gu, Z. Y. Ma, Z. W. Li, and A. Giua. Verification of nonblockingness in bounded Petri nets: a novel semi-structural approach. *arXiv preprint, arXiv:2003.14204*, 2020.
- [12] H. S. Hu, Y. Liu, and M. C. Zhou. Maximally permissive distributed control of large scale automated manufacturing systems modeled with Petri nets. *IEEE Transactions on Control Systems Technology*, 23(5):2026–2034, 2015.
- [13] S. Laforune. Discrete event systems: Modeling, observation, and control. *Annual Review of Control, Robotics, and Autonomous Systems*, 2:141–159, 2019.
- [14] D. Lefebvre. Near-optimal scheduling for Petri net models with forbidden markings. *IEEE Transactions on Automatic Control*, 63(8):2550–2557, 2017.

- [15] L. Li, M. C. Zhou, T. Guo, Y. H. Gan, and X. Z. Dai. Robust control reconfiguration of resource allocation systems with Petri nets and integer programming. *Automatica*, 50(3):915–923, 2014.
- [16] Z. Y. Ma, Y. Tong, Z. W. Li, and A. Giua. Basis marking representation of Petri net reachability spaces and its application to the reachability problem. *IEEE Transactions on Automatic Control*, 62(3):1078–1093, 2016.
- [17] T. Murata. Petri nets: Properties, analysis and applications. *Proceedings of the IEEE*, 77(4):541–580, 1989.
- [18] Y. Ru, M. P. Cabasino, A. Giua, and C. N. Hadjicostis. Supervisor synthesis for discrete event systems with arbitrary forbidden state specifications. In *Proceedings of the 47th IEEE Conference on Decision and Control*, pages 1048–1053. IEEE, 2008.
- [19] R. Sampath, H. Darabi, U. Buy, and J. Liu. Control reconfiguration of discrete event systems with dynamic control specifications. *IEEE Transactions on Automation Science and Engineering*, 5(1):84–100, 2008.
- [20] Y. Tong, Z. W. Li, C. Seatzu, and A. Giua. Verification of state-based opacity using Petri nets. *IEEE Transactions on Automatic Control*, 62(6):2823–2837, 2016.
- [21] M. Uzam. An optimal deadlock prevention policy for flexible manufacturing systems using Petri net models with resources and the theory of regions. *The International Journal of Advanced Manufacturing Technology*, 19(3):192–208, 2002.
- [22] X. Yin and S. Lafortune. Synthesis of maximally permissive non-blocking supervisors for the lower bound containment problem. *IEEE Transactions on Automatic Control*, 63(12):4435–4441, 2018.
- [23] M. Zhao and Y. F. Hou. An iterative method for synthesizing non-blocking supervisors for a class of generalized Petri nets using mathematical programming. *Discrete Event Dynamic Systems*, 23(1):3–26, 2013.