

An Empirical Study of Compound PCFGs

Yanpeng Zhao^ε

^εILCC, University of Edinburgh
yanp.zhao@ed.ac.uk

Ivan Titov^{ε&}

^εILLC, University of Amsterdam
ititov@inf.ed.ac.uk

Abstract

Compound probabilistic context-free grammars (C-PCFGs) have recently established a new state of the art for unsupervised phrase-structure grammar induction. However, due to the high space and time complexities of chart-based representation and inference, it is difficult to investigate C-PCFGs comprehensively. In this work, we rely on a fast implementation of C-PCFGs to conduct an evaluation complementary to that of Kim et al. (2019). We start by analyzing and ablating C-PCFGs on English treebanks. Our findings suggest that (1) C-PCFGs are data-efficient and can generalize to unseen sentence/constituent lengths; and (2) C-PCFGs make the best use of sentence-level information in generating preterminal rule probabilities. We further conduct a multilingual evaluation of C-PCFGs. The experimental results show that the best configurations of C-PCFGs, which are tuned on English, do not always generalize to morphology-rich languages.

1 Introduction

Probabilistic context-free grammars (PCFGs) have been used for unsupervised phrase-structure grammar learning since decades ago (Lari and Young, 1990), but learning PCFGs with the Expectation Maximization algorithm (Dempster et al., 1977) has been difficult because it involves non-convex optimization. Recently, Kim et al. (2019) proposed compound PCFGs, an over-parameterized neural model that extends corpus-level PCFGs by defining a mixture of PCFGs per sentence. C-PCFGs not only have achieved state-of-the-art performance on English and Chinese treebanks in the traditional grammar-induction setting but have also been shown to be effective in a visually-grounded learning setting (Zhao and Titov, 2020). However, there still lacks a thorough study of C-PCFGs, largely because of the high space and time complexities of chart-based representation and inference.

In this work, we rely on a fast implementation of C-PCFGs to conduct a set of experiments complementary to those of Kim et al. (2019).¹ Our first study focuses on data efficiency and length generalization of C-PCFGs. We conduct experiments on three English treebanks: the Wall Street Journal (WSJ) and Brown portions of the Penn Treebank (Marcus et al., 1999) and the English Web Treebank (Bies et al., 2012), which cover fourteen text domains, including news, biography, fiction, and web text. We empirically find that, though trained only on short sentences, C-PCFGs can generalize to longer sentences while maintaining high performance at test time. For example, a C-PCFG that is trained only on WSJ training sentences shorter than 31 tokens achieves 54.8% F1 on the full WSJ test set. This, on the other hand, demonstrates that C-PCFGs are data-efficient.

We further investigate what factors contribute to the improved performance of C-PCFGs over traditional PCFGs. Since the major difference between C-PCFGs and classical PCFGs is that C-PCFGs define sentence-dependent rule probabilities by using global sentence-level information, we ablate C-PCFGs by individually removing this information from their three types of rule: start, nonterminal, and preterminal rules.² We conduct ablation studies on the three English treebanks. Our experimental results show that sentence-level information is most effective for preterminal rules.

Despite being performant on English, it is still unclear whether C-PCFGs can generalize to languages beyond English, so we further conduct a multilingual evaluation of C-PCFGs on nine additional languages, including Chinese from the Chi-

¹<https://github.com/zhaoyanpeng/cpcfg>.

²Start rules generate a nonterminal symbol from the start symbol S (e.g., $S \rightarrow A$), preterminal rules generate a word from a nonterminal symbol (e.g., $A \rightarrow w$), and nonterminal rules are binary rules of the form $A \rightarrow BC$, which involve only nonterminal symbols.

nese Penn Treebank (Xue et al., 2005) and the other eight languages (Basque, German, French, etc.) from SPMRL (Seddah et al., 2014). Our findings suggest that the best configurations of C-PCFGs, which are tuned on English WSJ, do not necessarily generalize to morphology-rich languages.

2 Compound PCFGs

Compound PCFGs adopt a novel parameterization of PCFGs. Unlike PCFGs, which assign each grammar rule r a non-negative scalar π_r such that $\sum_{r:A \rightarrow \gamma} \pi_r = 1$ for each given left-hand-side symbol A (γ indicates any grammar symbols), C-PCFGs relax the strong context-free assumption of PCFGs by assuming that rule probabilities follow a compound distribution:

$$\pi_r = g_r(\mathbf{z}; \theta) \quad \text{with} \quad \mathbf{z} \sim p(\mathbf{z}), \quad (1)$$

where $p(\mathbf{z})$ is a prior distribution and allows for capturing interdependencies among grammar rules; $g_r(\mathbf{z}; \theta)$ generates the rule probability conditioning on the the latent \mathbf{z} . Typically, $g_r(\mathbf{z}; \theta)$ is parameterized by flexible neural networks and is amenable to gradient-based optimization (we refer interested readers to Kim et al. (2019) for the details on parameterization).

The learning of C-PCFGs is formulated as maximizing the log-likelihood of each observed sentence $\mathbf{w} = w_1 w_2 \dots w_n$:

$$\log p_\theta(\mathbf{w}) = \log \int_{\mathbf{z}} \sum_{t \in \mathcal{T}_{\mathcal{G}}(\mathbf{w})} p_\theta(t|\mathbf{z}) p(\mathbf{z}) d\mathbf{z}, \quad (2)$$

where $\mathcal{T}_{\mathcal{G}}(\mathbf{w})$ consists of all possible parses of the sentence \mathbf{w} under a PCFG \mathcal{G} . As standard in learning latent variable models, C-PCFGs resort to variational inference for tractable learning and, instead, maximize the evidence lower bound (ELBO):

$$\log p_\theta(\mathbf{w}) \geq \text{ELBO}(\mathbf{w}; \phi, \theta) = \mathbb{E}_{q_\phi(\mathbf{z}|\mathbf{w})} [\log p_\theta(\mathbf{w}|\mathbf{z})] - \text{KL}[q_\phi(\mathbf{z}|\mathbf{w})||p(\mathbf{z})], \quad (3)$$

where the first term computes the expected log-likelihood under a variational posterior $q_\phi(\mathbf{z}|\mathbf{w})$, which defines a distribution over the latent \mathbf{z} and is parameterized by a neural network. The second term, i.e., the Kullback–Leibler (KL) divergence, can be estimated analytically when $p(\mathbf{z})$ and $q_\phi(\mathbf{z}|\mathbf{w})$ are normally distributed.

For each given \mathbf{z} , C-PCFGs satisfy the context-free assumption and thus admit tractable inference.

At inference time, we seek the most probable parse t^* of \mathbf{w} :

$$t^* = \arg \max_{t} \int_{\mathbf{z}} p_\theta(t|\mathbf{w}, \mathbf{z}) p_\theta(\mathbf{z}|\mathbf{w}) d\mathbf{z}. \quad (4)$$

Though given \mathbf{z} , the maximum a posterior (MAP) inference over $p_\theta(t|\mathbf{w}, \mathbf{z})$ can be exactly solved by using the CKY algorithm (Cocke, 1969; Kasami, 1966; Younger, 1967), the integral over \mathbf{z} renders inference intractable. Instead, the MAP inference is approximated by:

$$t^* \approx \arg \max_{t} \int_{\mathbf{z}} p_\theta(t|\mathbf{w}, \mathbf{z}) \delta(\mathbf{z} - \boldsymbol{\mu}_\phi(\mathbf{w})) d\mathbf{z}, \quad (5)$$

where $\delta(\cdot)$ is the Dirac delta function and $\boldsymbol{\mu}_\phi(\mathbf{w})$ is the mean vector of the variational posterior.

Similarly to C-PCFGs, neural PCFGs (N-PCFGs) also use neural networks to parameterize PCFGs, but their parameterization does not rely on the sentence-dependent \mathbf{z} . In the following discussion, we will refer to \mathbf{z} as “sentence embedding.”

3 Experimental setup

We investigate C-PCFGs across ten languages but primarily focus on English.

English Treebanks. For English, we consider three treebanks: the Wall Street Journal (WSJ) and Brown portions of the Penn Treebank (Marcus et al., 1994) and the English Web Treebank (Enweb; Bies et al. (2012)). Since Brown and Enweb are composed of eight and five subdomains, respectively, we will be actually conducting experiments on fourteen domains. Below we elaborate on Brown and Enweb since they are not as widely used as WSJ.

- *Brown* is part of the Penn Treebank and consists of manually parsed sentences from eight domains, including lore, biography, fiction, and humor (Marcus et al., 1999). We divide sentences in each domain into three splits: approximately 70% of the sentences for training, 15% for development, and 15% for test. We further merge the training, development, and test subsets across domains and create a mixed-domain Brown.

- *Enweb* stands for the English Web Treebank and consists of sentences from five domains: weblogs, newsgroups, email, reviews, and question-answers (Bies et al., 2012). Each domain contains sentences that have been manually annotated with

Model	NP	VP	PP	SBAR	ADJP	ADVP	C-F1	S-F1
Left Branching	10.4	0.5	5.0	5.3	2.5	8.0	6.0	8.7
Right Branching	24.1	71.5	42.4	68.7	27.7	38.1	36.1	39.5
Random Trees	22.5 \pm 0.3	12.3 \pm 0.3	19.0 \pm 0.5	9.3 \pm 0.6	24.3 \pm 1.7	26.9 \pm 1.3	15.3 \pm 0.1	18.1 \pm 0.1
\dagger N-PCFG	71.2	33.8	58.8	52.5	32.5	45.5		50.8
N-PCFG	72.2 \pm 4.8	31.4 \pm 9.7	66.8 \pm 4.7	50.2 \pm 9.1	46.3 \pm 5.7	55.2 \pm 5.0	49.0 \pm 3.5	50.8 \pm 3.8
\dagger C-PCFG	74.7	41.7	68.8	56.1	40.4	52.5		55.2
C-PCFG	76.7 \pm 2.0	40.7 \pm 5.5	71.3 \pm 2.1	53.8 \pm 3.1	45.9 \pm 2.8	64.2 \pm 2.8	53.5 \pm 1.4	55.7 \pm 1.3
w/ shared R	74.2 \pm 3.2	38.3 \pm 6.6	68.0 \pm 5.1	55.3 \pm 4.5	43.3 \pm 13.1	57.6 \pm 7.9	51.7 \pm 3.5	53.7 \pm 3.5
w/ shared N	73.0 \pm 1.4	35.2 \pm 5.6	70.4 \pm 2.3	51.7 \pm 5.6	41.3 \pm 11.5	54.2 \pm 7.5	50.6 \pm 1.8	53.0 \pm 1.8
w/ shared P	74.0 \pm 5.7	26.1 \pm 4.1	69.7 \pm 1.0	51.7 \pm 6.1	37.8 \pm 8.3	54.1 \pm 6.8	49.0 \pm 2.4	50.7 \pm 1.8
L50C-PCFG	76.9 \pm 3.6	40.7 \pm 3.7	72.3 \pm 0.6	60.1 \pm 5.5	46.9 \pm 5.8	63.2 \pm 5.0	53.8 \pm 2.1	55.9 \pm 1.9
L40C-PCFG	76.7 \pm 2.0	40.7 \pm 5.5	71.3 \pm 2.1	53.8 \pm 3.1	45.9 \pm 2.8	64.2 \pm 2.8	53.5 \pm 1.4	55.7 \pm 1.3
L30C-PCFG	74.5 \pm 2.8	38.4 \pm 1.7	71.1 \pm 1.2	59.7 \pm 4.8	44.2 \pm 4.1	64.3 \pm 3.1	52.5 \pm 1.5	54.8 \pm 1.4
L20C-PCFG	72.4 \pm 2.3	36.5 \pm 1.1	69.2 \pm 1.7	54.1 \pm 3.2	41.9 \pm 2.3	58.1 \pm 7.1	50.6 \pm 0.9	52.8 \pm 0.7
L10C-PCFG	67.1 \pm 3.8	31.0 \pm 9.8	61.3 \pm 2.2	45.9 \pm 8.2	36.7 \pm 2.3	41.3 \pm 6.0	45.5 \pm 2.4	48.2 \pm 2.3

Table 1: Recall on six frequent constituent labels (NP, VP, PP, SBAR, ADJP, ADVP) in the WSJ test data, corpus-level F1 (C-F1), and sentence-level F1 (S-F1) results. The best mean number in each column is in bold. \dagger denotes results reported by Kim et al. (2019). L# indicates that the models are trained on sentences no longer than # tokens.

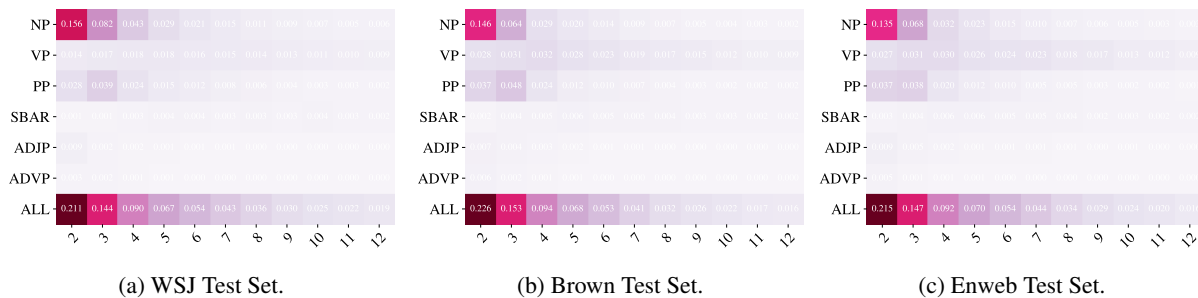


Figure 1: Phrasal label distribution broken down per constituent length.

phrase structures. We divide sentences in each domain in a similar way to that we divide Brown sentences. We also create a mixed-domain Enweb.

Multilingual Treebanks. We conducted a multilingual evaluation on the rest nine languages, including Chinese, Basque, German, French, Hebrew, Hungarian, Korean, Polish, and Swedish. For Chinese, we use the Penn Chinese Treebank 5.1 (CTB; Xue et al. (2005)). For the other eight languages, we rely on their treebanks from the SPMRL 2014 shared task (Seddah et al., 2014).

We use the standard data splits for each treebank whenever there have been established standards for data set splitting. Following Kim et al. (2019), we remove punctuation from all the treebanks, and keep the top 10,000 frequent tokens in the training split of each treebank as the vocabulary.³ Unless otherwise specified, we train

³A unified data preprocessing pipeline is available at <https://github.com/zhaoyanpeng/xcfg>.

C-PCFGs on sentences no longer than 40 tokens, namely L40C-PCFG.

Model hyperparameters and evaluation:

We re-implement C-PCFGs relying on TorchStruct (Rush, 2020) and adopt the same hyperparameter settings as in Kim et al. (2019). We train C-PCFGs for each language separately. On each treebank we run C-PCFGs four times with different random seeds and for 30 epochs. The best model in each run is selected according to the perplexity of the development data. At test time, trivial spans, such as single-word and sentence-level spans, are ignored. We report average corpus- and sentence-level F1 numbers as well as unbiased standard deviations.

4 Results and discussion

We primarily perform model and result analysis on English treebanks, including WSJ, Brown, and Enweb (see Table 1-3).

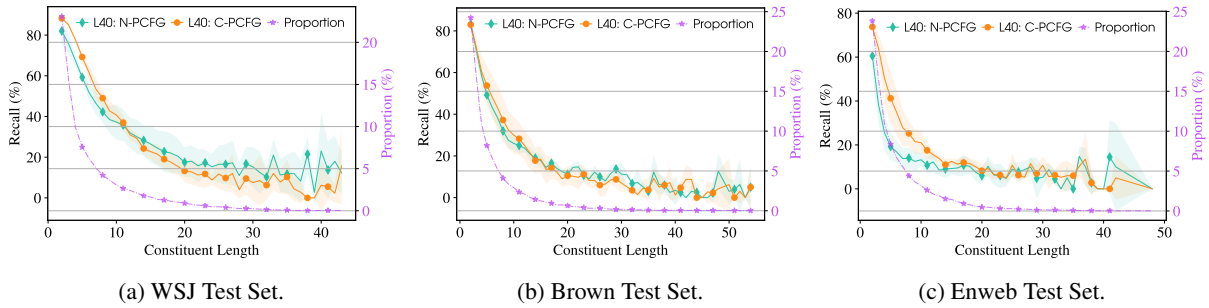


Figure 2: Recall broken down per constituent length.

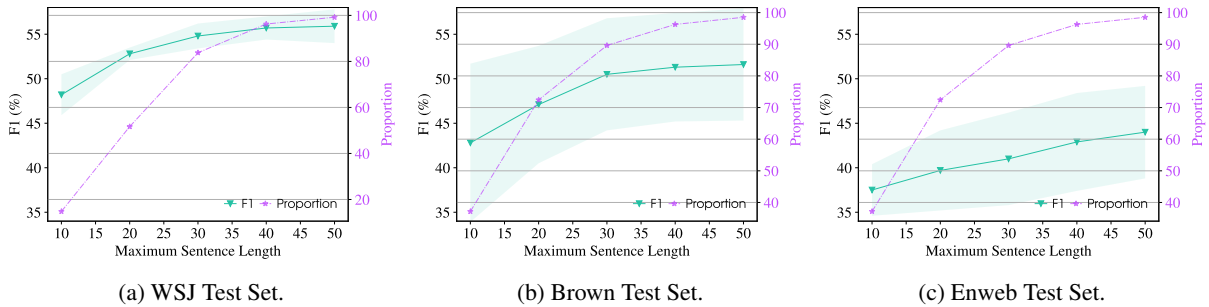


Figure 3: F1 numbers on the three test sets with varying maximum lengths of training sentences.

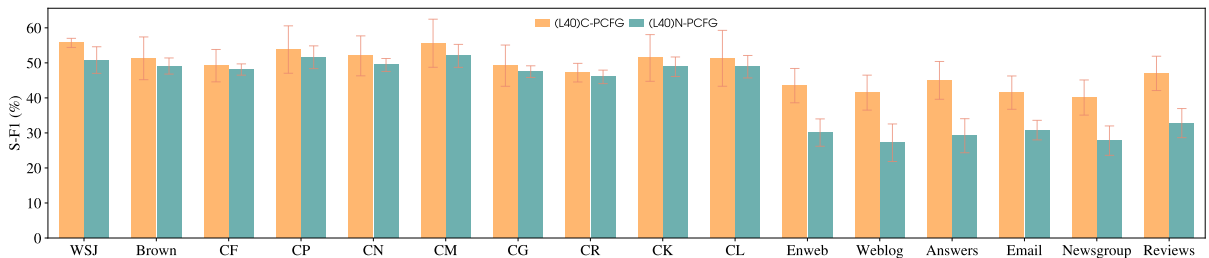


Figure 4: Sentence-level F1 on WSJ, mixed-domain Brown and Enweb, and subdomains of Brown and Enweb.

4.1 Main results

C-PCFGs achieve the highest test performance. We compare C-PCFGs against three trivial baselines (left- / right-branching model and random trees) and a neural PCFG model. In short, C-PCFGs beats all the baselines in terms of the *maximum* corpus- and sentence-level F1 (see Table 1–3). Notably, our re-implementation of C-PCFGs reaches the highest sentence-level F1 on WSJ, slightly outperforming the model of Kim et al. (2019) by 0.5% S-F1. While in terms of the mean S-F1, the right-branching baseline outperforms C-PCFGs on Enweb (e.g., +3% S-F1), considering the high variance (i.e., 5.5% std), C-PCFGs still have great potential for surpassing the baseline (see Table 3). The reason that C-PCFGs underperform on Enweb may be because Enweb consists of web text, which tends to be more noisy and informal than WSJ and Brown sentences.

C-PCFGs beat N-PCFGs on all the subdomains of Brown and Enweb. In Table 2 and 3, we also present model performance on the subdomains of Brown and Enweb, respectively. Again, C-PCFGs perform best in terms of both corpus- and sentence-level F1 (also see Figure 4 for an illustration).

Verb phrases are the hardest phrases. To give an in-depth analysis of the model gains, we present recall numbers on the top six frequent constituent labels in the test data (NP, VP, PP, SBAR, ADJP, and ADVP). Unsurprisingly, C-PCFGs achieve the best recall for most labels (i.e., 4 out of 6 constituent labels on all English test sets). Interestingly, the right-branching baseline always outperforms C-PCFGs on verb phrases (VP) and subordinate clauses (SBAR) (e.g., +30.8%, +33.1%, and +41.3% recall on VPs of WSJ, Brown, and Enweb, respectively), presumably because VPs and SBARs are longer than the rest and involve more complex

Model	NP	VP	PP	SBAR	ADJP	ADVP	C-F1	S-F1
Left Branching	7.9	0.7	3.9	7.0	3.1	15.2	5.2	8.3
Right Branching	24.9	65.0	38.7	58.6	31.6	20.4	37.1	45.3
Random Trees	24.7 \pm 0.2	15.0 \pm 0.2	21.3 \pm 0.6	11.7 \pm 1.3	22.1 \pm 0.9	28.9 \pm 3.3	16.5 \pm 0.2	21.2 \pm 0.2
N-PCFG	73.9 \pm 1.3	26.6 \pm 5.1	70.6 \pm 1.2	51.3 \pm 4.5	43.7 \pm 4.5	57.8 \pm 1.1	46.3 \pm 1.8	49.1 \pm 2.3
Per-domain Performance of N-PCFG								
CF	70.1 \pm 1.7	21.9 \pm 3.9	67.1 \pm 2.5	47.4 \pm 4.9	44.2 \pm 5.0	53.5 \pm 4.7	45.5 \pm 1.7	48.1 \pm 1.6
CP	77.5 \pm 1.3	29.7 \pm 7.6	75.9 \pm 0.6	56.4 \pm 7.2	46.8 \pm 4.9	58.2 \pm 2.4	48.2 \pm 2.7	51.6 \pm 3.3
CN	77.9 \pm 1.4	29.8 \pm 4.3	74.1 \pm 1.5	54.4 \pm 4.1	47.8 \pm 3.4	52.4 \pm 7.8	47.8 \pm 1.8	49.4 \pm 1.8
CM	80.3 \pm 0.3	29.8 \pm 7.1	82.4 \pm 2.6	53.7 \pm 7.1	52.1 \pm 4.2	56.2 \pm 12.5	51.0 \pm 2.2	52.0 \pm 3.3
CG	72.0 \pm 1.2	24.0 \pm 4.8	68.3 \pm 1.2	48.6 \pm 4.6	37.1 \pm 6.8	60.5 \pm 10.5	44.9 \pm 1.0	47.5 \pm 1.7
CR	69.0 \pm 1.3	23.5 \pm 4.5	65.3 \pm 1.8	46.7 \pm 6.4	41.2 \pm 5.7	59.5 \pm 8.1	44.4 \pm 1.8	46.0 \pm 1.9
CK	73.9 \pm 2.0	27.2 \pm 4.4	69.1 \pm 0.8	49.1 \pm 3.8	42.2 \pm 4.3	63.3 \pm 2.1	45.2 \pm 2.1	48.9 \pm 2.8
CL	77.9 \pm 1.5	28.8 \pm 6.8	74.5 \pm 1.3	58.6 \pm 1.3	48.6 \pm 7.5	56.0 \pm 4.0	46.8 \pm 2.7	48.9 \pm 3.2
C-PCFG	75.0 \pm 3.1	31.9 \pm 16.2	67.2 \pm 8.5	54.6 \pm 3.9	39.7 \pm 7.8	59.4 \pm 2.6	47.8 \pm 4.4	51.3 \pm 6.1
w/ shared R	73.9 \pm 1.2	30.5 \pm 11.8	71.8 \pm 1.2	52.6 \pm 2.7	38.7 \pm 4.5	58.1 \pm 1.7	47.6 \pm 2.8	50.7 \pm 4.3
w/ shared N	74.5 \pm 2.0	38.1 \pm 20.4	70.9 \pm 0.8	56.3 \pm 4.7	45.4 \pm 9.4	57.7 \pm 2.9	49.5 \pm 5.7	53.1 \pm 7.0
w/ shared P	74.4 \pm 0.6	24.2 \pm 4.6	74.0 \pm 1.4	56.8 \pm 2.2	41.3 \pm 5.3	60.0 \pm 2.5	46.4 \pm 0.5	48.6 \pm 1.4
Per-domain Performance of C-PCFG								
CF	71.2 \pm 4.0	26.8 \pm 14.2	63.2 \pm 8.6	50.9 \pm 6.8	42.9 \pm 9.6	56.7 \pm 7.7	46.8 \pm 3.7	49.2 \pm 4.6
CP	78.6 \pm 3.0	34.3 \pm 17.9	71.7 \pm 8.1	60.1 \pm 4.6	39.5 \pm 5.5	59.6 \pm 7.9	49.4 \pm 5.1	53.8 \pm 6.8
CN	80.0 \pm 3.0	35.9 \pm 15.5	72.0 \pm 9.1	54.6 \pm 4.6	44.8 \pm 8.4	60.4 \pm 4.9	50.1 \pm 4.4	52.0 \pm 5.7
CM	80.6 \pm 1.3	37.6 \pm 19.3	78.6 \pm 13.2	61.8 \pm 6.7	50.0 \pm 13.2	46.9 \pm 12.0	53.6 \pm 4.4	55.6 \pm 6.9
CG	72.7 \pm 4.0	29.3 \pm 16.2	63.8 \pm 8.4	52.0 \pm 3.0	35.7 \pm 7.2	58.3 \pm 2.2	46.2 \pm 4.5	49.2 \pm 5.9
CR	69.9 \pm 2.9	27.6 \pm 12.8	60.9 \pm 8.3	48.4 \pm 4.1	35.1 \pm 8.1	66.4 \pm 5.2	44.8 \pm 2.5	47.2 \pm 2.7
CK	75.6 \pm 2.0	32.0 \pm 16.1	66.8 \pm 8.2	53.6 \pm 4.3	36.1 \pm 10.3	60.8 \pm 3.1	47.1 \pm 4.3	51.4 \pm 6.7
CL	77.8 \pm 3.0	34.6 \pm 18.9	72.2 \pm 7.1	61.8 \pm 2.9	45.6 \pm 5.2	59.1 \pm 2.4	48.6 \pm 5.8	51.3 \pm 8.0
L50C-PCFG	75.2 \pm 2.6	32.1 \pm 17.1	67.1 \pm 8.5	54.3 \pm 3.3	39.6 \pm 8.1	59.2 \pm 2.7	48.0 \pm 4.4	51.6 \pm 6.3
L40C-PCFG	75.0 \pm 3.1	31.9 \pm 16.2	67.2 \pm 8.5	54.6 \pm 3.9	39.7 \pm 7.8	59.4 \pm 2.6	47.8 \pm 4.4	51.3 \pm 6.1
L30C-PCFG	73.0 \pm 2.6	31.6 \pm 16.5	66.4 \pm 7.8	55.2 \pm 1.9	40.2 \pm 7.4	59.7 \pm 4.2	47.1 \pm 4.6	50.5 \pm 6.3
L20C-PCFG	69.2 \pm 2.8	25.9 \pm 17.3	63.8 \pm 5.7	52.7 \pm 0.8	34.0 \pm 9.2	52.2 \pm 1.5	43.7 \pm 4.7	47.1 \pm 6.6
L10C-PCFG	63.3 \pm 1.8	25.5 \pm 23.5	53.7 \pm 6.7	36.2 \pm 7.9	28.2 \pm 8.9	40.2 \pm 3.1	38.3 \pm 6.2	42.8 \pm 8.9

Table 2: Recall on six frequent constituent labels (NP, VP, PP, SBAR, ADJP, ADVP) in the Brown test data, corpus-level F1 (C-F1), and sentence-level F1 (S-F1) results. The best mean number in each column is in bold. L# indicates that the models are trained on sentences no longer than # tokens.

linguistic structures. On the other hand, this shows that there remains ample room for improvement on VPs and SBARs.

C-PCFGs are accurate on short noun phrases.

We further plot the distributions of the six phrasal labels across constituent lengths (see Figure 1). We find that VPs are nearly uniformly distributed over different constituent lengths. In contrast, noun phrases (NPs) concentrate on short constituents. Take WSJ, NPs account for 61% of short constituents that have less than 6 tokens and cover 51% of total constituents (see Figure 1a). We further visualize model performance in terms of recall across constituent lengths (see Figure 2a). Clearly, short constituents make up a large proportion of total constituents and have a higher chance of being correctly recognized. Thus, we conclude

that C-PCFGs can recognize local and short constituents with high accuracy but struggle with long constituents, such as VPs and SBARs.

4.2 Data efficiency and length generalization

A crucial aspect of human languages is their compositionality. Humans can derive grammar rules from a few sentences and combine the rules to generate new sentences compositionally. As C-PCFGs are backed by context-free grammar, we hypothesize that C-PCFGs are data-efficient and have good generalizability to unseen sentence/constituent lengths. To verify our hypothesis, we design a length-generalization test. We train C-PCFGs using training sentences of length equal to or below a chosen sentence length. In our experiments, we choose five sentence lengths (i.e., 10, 20, 30, 40, and 50) and indicate the resulting models by

Model	NP	VP	PP	SBAR	ADJP	ADVP	C-F1	S-F1
Left Branching	9.9	0.9	3.4	10.1	3.9	11.2	5.8	10.9
Right Branching	27.1	66.3	41.6	59.3	30.9	29.8	38.3	45.9
Random Trees	25.1 \pm 0.2	14.7 \pm 0.3	21.6 \pm 1.1	13.0 \pm 1.0	22.1 \pm 1.9	32.9 \pm 2.0	16.8 \pm 0.2	23.1 \pm 0.3
N-PCFG	53.4 \pm 4.1	6.0 \pm 3.3	27.1 \pm 22.0	36.0 \pm 10.8	17.9 \pm 8.9	26.9 \pm 8.0	26.4 \pm 5.1	30.1 \pm 3.9
Per-domain Performance of N-PCFG								
Weblog	49.5 \pm 5.3	5.5 \pm 2.6	23.4 \pm 20.0	29.5 \pm 10.1	11.9 \pm 11.6	33.9 \pm 9.5	25.2 \pm 5.7	27.2 \pm 5.4
Answers	58.1 \pm 5.1	7.5 \pm 4.4	31.6 \pm 24.3	39.2 \pm 10.4	17.9 \pm 11.0	23.6 \pm 11.2	26.9 \pm 5.1	29.2 \pm 4.9
Email	50.6 \pm 3.6	5.4 \pm 3.2	25.7 \pm 22.2	33.4 \pm 10.8	9.5 \pm 2.9	23.4 \pm 5.4	24.9 \pm 4.8	30.8 \pm 2.8
Newsgroup	50.1 \pm 4.1	5.5 \pm 2.6	26.8 \pm 22.3	35.6 \pm 10.6	15.7 \pm 9.2	33.3 \pm 9.5	26.8 \pm 5.7	27.8 \pm 4.2
Reviews	59.6 \pm 4.0	5.4 \pm 3.3	28.6 \pm 23.1	40.6 \pm 13.1	24.1 \pm 8.5	28.2 \pm 7.2	28.0 \pm 4.8	32.8 \pm 4.2
C-PCFG	62.1 \pm 3.0	25.0 \pm 10.4	52.7 \pm 14.0	53.6 \pm 2.3	33.0 \pm 7.2	47.4 \pm 10.9	39.2 \pm 4.8	42.9 \pm 5.5
w/ shared R	59.3 \pm 6.3	12.9 \pm 6.1	52.0 \pm 12.0	46.7 \pm 3.5	25.8 \pm 4.8	49.5 \pm 4.0	34.7 \pm 4.8	38.7 \pm 4.8
w/ shared N	62.1 \pm 4.0	23.2 \pm 9.0	59.1 \pm 7.0	46.7 \pm 4.6	30.9 \pm 6.0	51.5 \pm 9.0	39.0 \pm 4.1	42.6 \pm 4.0
w/ shared P	58.5 \pm 7.3	11.4 \pm 9.0	49.4 \pm 17.0	46.4 \pm 5.2	24.0 \pm 11.0	48.8 \pm 15.4	33.5 \pm 6.8	36.8 \pm 6.2
Per-domain Performance of C-PCFG								
Weblog	60.8 \pm 3.1	20.8 \pm 8.3	51.0 \pm 9.3	45.4 \pm 4.0	26.5 \pm 9.8	58.0 \pm 9.8	38.2 \pm 3.6	41.5 \pm 5.0
Answers	67.2 \pm 3.7	29.4 \pm 10.6	59.4 \pm 13.7	54.3 \pm 2.4	36.9 \pm 9.8	48.9 \pm 11.6	41.4 \pm 5.0	45.0 \pm 5.4
Email	59.5 \pm 2.1	22.4 \pm 10.7	49.6 \pm 14.1	51.8 \pm 3.2	24.6 \pm 4.2	44.5 \pm 10.3	37.3 \pm 4.6	41.5 \pm 4.8
Newsgroup	60.0 \pm 2.8	22.5 \pm 8.8	52.2 \pm 10.6	48.5 \pm 4.8	25.2 \pm 5.3	40.5 \pm 8.2	38.8 \pm 4.0	40.1 \pm 5.0
Reviews	67.9 \pm 2.4	28.9 \pm 12.5	57.1 \pm 15.0	61.1 \pm 3.2	38.0 \pm 2.8	48.4 \pm 12.0	42.4 \pm 5.2	47.0 \pm 4.9
L50C-PCFG	64.3 \pm 2.7	25.7 \pm 10.9	56.2 \pm 11.6	53.2 \pm 1.5	35.3 \pm 7.4	52.4 \pm 10.1	40.6 \pm 4.5	44.0 \pm 5.2
L40C-PCFG	62.1 \pm 3.0	25.0 \pm 10.4	52.7 \pm 14.0	53.6 \pm 2.3	33.0 \pm 7.2	47.4 \pm 10.9	39.2 \pm 4.8	42.9 \pm 5.5
L30C-PCFG	61.6 \pm 2.1	21.7 \pm 10.1	49.0 \pm 15.7	49.8 \pm 2.5	26.8 \pm 10.2	44.5 \pm 16.5	37.2 \pm 4.8	41.0 \pm 5.2
L20C-PCFG	59.0 \pm 4.9	21.7 \pm 8.5	43.9 \pm 11.5	44.8 \pm 3.0	28.0 \pm 4.8	42.8 \pm 13.5	35.3 \pm 3.8	39.7 \pm 4.5
L10C-PCFG	56.4 \pm 2.2	24.6 \pm 9.6	33.0 \pm 4.9	24.1 \pm 4.3	24.2 \pm 2.3	29.2 \pm 2.8	31.5 \pm 3.2	37.5 \pm 2.9

Table 3: Recall on six frequent constituent labels (NP, VP, PP, SBAR, ADJP, ADVP) in the Enweb test data, corpus-level F1 (C-F1), and sentence-level F1 (S-F1) results. The best mean number in each column is in bold. L# indicates that the models are trained on sentences no longer than # tokens.

prefixes L10, L20, L30, L40, and L50, respectively (see the last rows of Table 1-3).

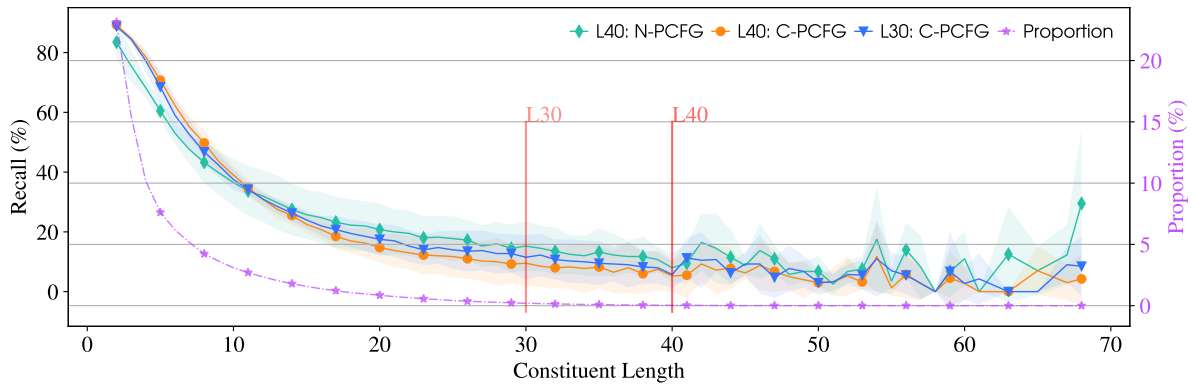
Training on more and longer sentences is always helpful. We test all the learned models on the corresponding full test sets. In Figure 3, we illustrate their sentence-level F1 numbers. Overall, training C-PCFGs on more and longer sentences results in higher F1 numbers. But using training sentences longer than 40 tokens only results in very small improvements (i.e., +0.2%, +0.3%, and +1.1% F1 on WSJ, Brown, and Enweb, respectively). Given that more than 96% of all the test sentences are shorter than 41 tokens, we conjecture that training sentences shorter than 41 tokens have adequately covered the syntactic phenomena in the test data. On the other hand, longer sentences have a larger tree space and probably make it harder for C-PCFGs to disambiguate parse trees.

C-PCFGs are data-efficient. On all three English treebanks, we find that discarding training sentences longer than 30 tokens only decreases the model performance by less than 2% S-F1, which

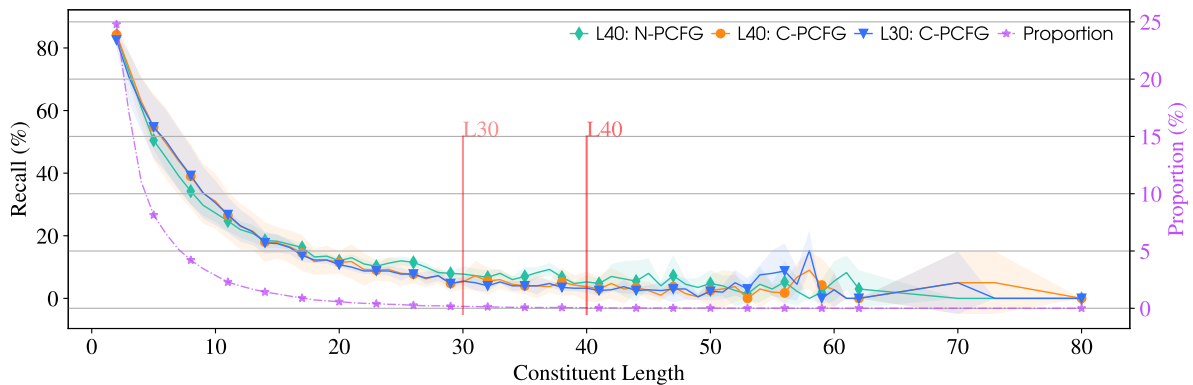
suggests that C-PCFGs are data-efficient. Surprisingly, training C-PCFGs only on sentences shorter than 11 tokens already gives rise to good parsing performance, e.g., L10C-PCFGs achieve 48.2% S-F1 on WSJ and 42.8% S-F1 on Brown.

C-PCFGs can generalize to unseen constituent lengths. To study the generalizability of C-PCFGs to unseen longer constituents, we conduct a length generalization test. Since the test sets do not have sufficient constituent statistics across constituent lengths, to make our analysis reliable, we instead test C-PCFGs on training sentences and report model performance in terms of recall (see Figure 5). In general, F1 numbers become lower as constituent length increases. This is reasonable because large constituents are merged from small constituents; errors from small constituents accumulate when composing larger constituents.

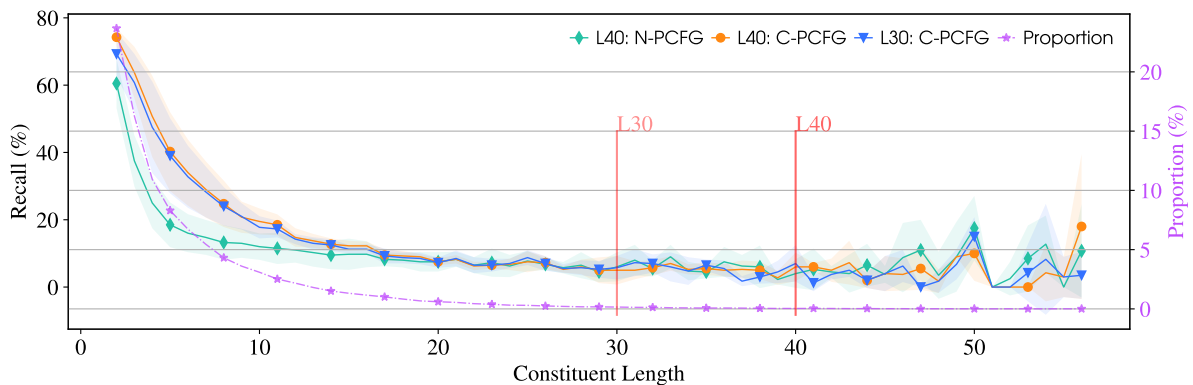
To investigate the influence of training data on length generalization, we use sentence lengths 30 and 40 for an illustration and analyze the results from WSJ (see Figure 5a). Surprisingly,



(a) WSJ Training Set.



(b) Brown Training Set.



(c) Enweb Training Set.

Figure 5: F1 numbers broken down by constituent lengths on the WSJ training data. During training, constituents (sentences) longer than 30 tokens (L30) are unseen to L30C-PCFG and are unseen to L40C-PCFG and L40N-PCFG when longer than 40 tokens (L40).

when tested on constituents longer than 40 tokens, L30C-PCFG shows slightly better performance than L40C-PCFG. Notably, it consistently outperforms L40C-PCFG on sentences of length between 30 and 40, though L40C-PCFG has been trained on additional sentences of length ranging from 30 to 40. This finding confirms that C-PCFGs are able to generalize to unseen constituent/sentence lengths, but training on additional longer sentences may hurt generalizability.

In Figure 5, we also plot the proportion that each constituent length makes up of total constituents. We find that there are about 6,400 constituents of length between 30 and 40, which account for about 1.1% of total constituents and give rise to relatively sufficient statistics, thus making our conclusion about the generalizability of L30C-PCFGs reliable.

We further compare C-PCFGs with L40N-PCFGs on WSJ (see Figure 5a). Surprisingly, L40N-PCFGs demonstrate the best generalizabil-

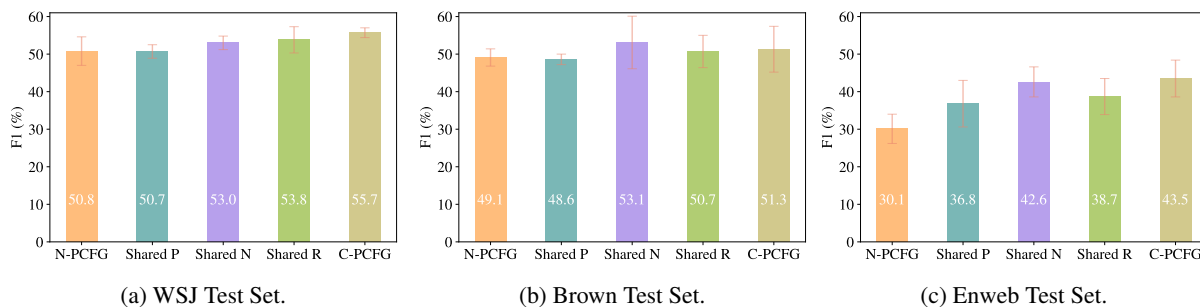


Figure 6: F1 numbers on the three test sets. Shared P / N / R indicates C-PCFGs that use corpus-level parameters for preterminal / nonterminal / start rules (see Section 4.3).

ity on long constituents. A natural question that follows is: *where does the F1 improvement of C-PCFGs over N-PCFGs come from?* Look at the recall on shorter constituents, clearly, C-PCFGs perform better on constituents that are shorter than 11 tokens, while L40N-PCFGs consistently outperform C-PCFGs on constituents of length between 11 and 40, and L30C-PCFGs fall in between C-PCFGs and L40N-PCFGs. This, once again, demonstrates that training C-PCFGs on short sentences may be adequate for good parsing performance and reasonable generalizability, presumably because of the high data efficiency of C-PCFGs.

We have so far focused on result analysis on WSJ. On Brown and Enweb, though we do not observe clear differences among C-PCFGs, L30C-PCFGs, and L40N-PCFGs on long constituents, we do find that, on short constituents, C-PCFGs outperform N-PCFGs and the improvement is especially large on Enweb, e.g., +37.5% recall for the constituent length of 3.

4.3 Model ablation

Our experimental results have so far shown that C-PCFGs improve over N-PCFGs. From a modeling perspective, the major difference between C-PCFGs and N-PCFGs is that C-PCFGs use an additional sentence embedding, i.e., the latent variable z (see Section 2), to construct a sentence-specific parameterization of PCFGs. Concretely, the sentence embedding is used to compute the probabilities of three types of rules: (1) preterminal rules (P), (2) nonterminal rules (N), and (3) start rules (R). We would like to know: *out of the three types of rules, which type makes the best use of the sentence embedding?* To answer this question, we ablate C-PCFGs by letting C-PCFGs use corpus-level parameters for each of the three rule types, individually. In other words, the parameters of an

ablated rule type will be shared across sentences.

Interestingly, on both WSJ and Brown, C-PCFGs degenerate into N-PCFGs when using corpus-level parameters for preterminal rules (see Figure 6a and 6b). Similarly, on Enweb, sharing preterminal rule probabilities results in decreased performance (-5.4% F1). On the whole, sharing the probabilities of preterminal rules leads to the largest reduction in performance. This implies that the sentence embedding is most crucial for the parameterization of preterminal rule probabilities, presumably because the sentence embedding is conducive to deriving the knowledge of part-of-speech tags for preterminal rules, which is further beneficial for inducing larger phrase structures.

4.4 Multilingual evaluation

Despite the impressive performance of C-PCFGs on English, it is still unclear whether C-PCFGs can generalize to other languages. Thus, we further conduct a multilingual evaluation of C-PCFGs on nine additional languages. In training, we use the hyperparameters of the best-performing C-PCFG on English, without performing additional hyperparameter search on the nine languages.

In general, C-PCFGs achieve the highest overall mean F1, which is averaged over all nine treebanks, though they have two fewer winning treebanks than N-PCFGs (see Table 4). Notably, both C-PCFGs and N-PCFGs outperform the trivial baselines by a large margin, indicating that they are able to generalize to languages beyond English. On individual treebanks, however, C-PCFGs sometimes underperform the right-branching baseline, e.g., on the Polish and Swedish treebanks, presumably because these languages have rich morphologies. Thus, we anticipate that encoding the knowledge of morphologies into the sentence embedding will improve C-PCFGs further.

Model	Chinese	Basque	German	French	Hebrew	Hungarian	Korean	Polish	Swedish	Mean
Left Branching	7.2	17.9	10.0	5.7	8.5	13.3	18.5	10.9	8.4	11.2
Right Branching	25.5	15.4	14.7	26.4	30.0	12.7	19.2	34.2	30.4	23.2
Random Trees	15.2	19.5	13.9	16.2	19.7	14.1	22.2	21.4	16.4	17.6
N-PCFG	30.1 \pm 4.6	30.2 \pm 0.9	37.8 \pm 1.7	42.2 \pm 1.4	41.0 \pm 0.6	37.9 \pm 0.8	25.7 \pm 2.8	31.7 \pm 1.8	14.5 \pm 12.7	32.3
C-PCFG	35.1 \pm 6.1	27.9 \pm 2.0	37.3 \pm 1.8	40.5 \pm 0.8	39.2 \pm 1.2	38.3 \pm 0.7	27.7 \pm 2.8	32.4 \pm 1.1	23.7 \pm 14.3	33.6

Table 4: Sentence-level F1 numbers on multilingual treebanks. Similarly to Kim et al. (2019), we observe that C-PCFGs suffer a huge variance, e.g., on the Chinese and Swedish treebanks.

5 Conclusion

We have conducted an analysis of C-PCFGs from a quantitative perspective. Our analysis focuses on four aspects of C-PCFGs: data efficiency, length generalization, the role of the sentence embedding, and multilingual generalization. We empirically find that C-PCFGs are data-efficient and are able to generalize to unseen constituent/sentence lengths. Our ablation study suggests that the sentence embedding in C-PCFGs is most crucial for preterminal rules. Despite being performant in general, we find that the configurations of the best-performing C-PCFGs on English do not always generalize to morphology-rich languages.

Acknowledgments

We would like to thank anonymous reviewers for their suggestions and comments. The project was supported by the European Research Council (ERC Starting Grant BroadSem 678254) and the Dutch National Science Foundation (NWO VIDI 639.022.518).

References

- Ann Bies, Justin Mott, Colin Warner, and Seth Kulick. 2012. [English web treebank](#). *Linguistic Data Consortium, Philadelphia, PA*.
- John Cocke. 1969. *Programming Languages and Their Compilers: Preliminary Notes*. New York University, USA.
- A. P. Dempster, N. M. Laird, and D. B. Rubin. 1977. [Maximum likelihood from incomplete data via the em algorithm](#). *Journal of the Royal Statistical Society: Series B (Methodological)*, 39(1):1–22.
- Tadao Kasami. 1966. [An efficient recognition and syntax-analysis algorithm for context-free languages](#). *Coordinated Science Laboratory Report no. R-257*.
- Yoon Kim, Chris Dyer, and Alexander Rush. 2019. [Compound probabilistic context-free grammars for grammar induction](#). In *Proceedings of the 57th Annual Meeting of the Association for Computational Linguistics*, pages 2369–2385, Florence, Italy. Association for Computational Linguistics.
- K. Lari and S.J. Young. 1990. [The estimation of stochastic context-free grammars using the inside-outside algorithm](#). *Computer Speech and Language*, 4(1):35 – 56.
- Mitchell Marcus, Grace Kim, Mary Ann Marcinkiewicz, Robert MacIntyre, Ann Bies, Mark Ferguson, Karen Katz, and Britta Schasberger. 1994. [The Penn Treebank: Annotating predicate argument structure](#). In *Human Language Technology: Proceedings of a Workshop held at Plainsboro, New Jersey, March 8-11, 1994*.
- Mitchell P Marcus, Beatrice Santorini, Mary Ann Marcinkiewicz, and Ann Taylor. 1999. [Treebank-3](#). *Linguistic Data Consortium, Philadelphia*.
- Alexander Rush. 2020. [Torch-struct: Deep structured prediction library](#). In *Proceedings of the 58th Annual Meeting of the Association for Computational Linguistics: System Demonstrations*, pages 335–342, Online. Association for Computational Linguistics.
- Djamé Seddah, Sandra Kübler, and Reut Tsarfaty. 2014. [Introducing the SPMRL 2014 shared task on parsing morphologically-rich languages](#). In *Proceedings of the First Joint Workshop on Statistical Parsing of Morphologically Rich Languages and Syntactic Analysis of Non-Canonical Languages*, pages 103–109, Dublin, Ireland. Dublin City University.
- Naiwen Xue, Fei Xia, Fu-dong Chiou, and Marta Palmer. 2005. [The penn chinese treebank: Phrase structure annotation of a large corpus](#). *Natural Language Engineering*, 11(2):207–238.
- Daniel H. Younger. 1967. [Recognition and parsing of context-free languages in time n3](#). *Information and Control*, 10(2):189 – 208.
- Yanpeng Zhao and Ivan Titov. 2020. [Visually grounded compound PCFGs](#). In *Proceedings of the 2020 Conference on Empirical Methods in Natural Language Processing (EMNLP)*, pages 4369–4379, Online. Association for Computational Linguistics.