

# WIT: Wikipedia-based Image Text Dataset for Multimodal Multilingual Machine Learning

Krishna Srinivasan  
Google  
krishnaps@google.com

Karthik Raman  
Google  
karthikraman@google.com

Jiecao Chen  
Google  
chenjiecao@google.com

Michael Bendersky  
Google  
bemike@google.com

Marc Najork  
Google  
najork@google.com

## ABSTRACT

The milestone improvements brought about by deep representation learning and pre-training techniques have led to large performance gains across downstream NLP, IR and Vision tasks. Multimodal modeling techniques aim to leverage large high-quality visio-linguistic datasets for learning complementary information (across image and text modalities). In this paper, we introduce the Wikipedia-based Image Text (WIT) Dataset<sup>1</sup> to better facilitate multimodal, multilingual learning. WIT is composed of a curated set of 37.6 million entity rich image-text examples with 11.5 million unique images across 108 Wikipedia languages. Its size enables WIT to be used as a pretraining dataset for multimodal models, as we show when applied to downstream tasks such as image-text retrieval. WIT has four main and unique advantages. First, WIT is the largest multimodal dataset by the number of image-text examples by 3x (at the time of writing). Second, WIT is massively multilingual (first of its kind) with coverage over 100+ languages (each of which has at least 12K examples) and provides cross-lingual texts for many images. Third, WIT represents a more diverse set of concepts and real world entities relative to what previous datasets cover. Lastly, WIT provides a very challenging real-world test set, as we empirically illustrate using an image-text retrieval task as an example.

## KEYWORDS

machine learning, neural networks, multi-modal, multi-lingual, image-text retrieval

### ACM Reference Format:

Krishna Srinivasan, Karthik Raman, Jiecao Chen, Michael Bendersky, and Marc Najork. 2021. WIT: Wikipedia-based Image Text Dataset for Multimodal Multilingual Machine Learning. In *Proceedings of SIGIR Resource Track*. ACM, New York, NY, USA, 16 pages. <https://doi.org/10.1145/1122445.1122456>

<sup>1</sup><https://github.com/google-research-datasets/wit>

Permission to make digital or hard copies of all or part of this work for personal or classroom use is granted without fee provided that copies are not made or distributed for profit or commercial advantage and that copies bear this notice and the full citation on the first page. Copyrights for components of this work owned by others than ACM must be honored. Abstracting with credit is permitted. To copy otherwise, or republish, to post on servers or to redistribute to lists, requires prior specific permission and/or a fee. Request permissions from [permissions@acm.org](mailto:permissions@acm.org).

*SIGIR Resource Track, 2021, Virtual*

© 2021 Association for Computing Machinery.  
ACM ISBN 978-x-xxxx-xxxx-x/YY/MM...\$15.00  
<https://doi.org/10.1145/1122445.1122456>

## 1 INTRODUCTION

Deep learning has fundamentally revolutionized the fields of NLP, IR and Vision via our ability to have a rich semantic understanding of texts and images. Notable examples of this include Deep CNN models [29, 34] which set the bar for standard vision tasks like image recognition and image classification. Attention based transformer models [35] like BERT [8] have likewise enabled achieving new benchmark performance across a myriad of text understanding / NLP / IR tasks. These transformational advances have also found their way to multimodal tasks such as image-text retrieval / search [14] and image captioning [36, 41]. Multimodal models – such as ViLBERT [22], UNITER [6], Unicoder-VL [17] amongst others [1, 19, 32] – are able to jointly model the complex relationships between text and visual inputs leading to wins in downstream tasks like image search, Visual Question Answering (VQA) [2] and Visual Commonsense Reasoning (VCR) [40].



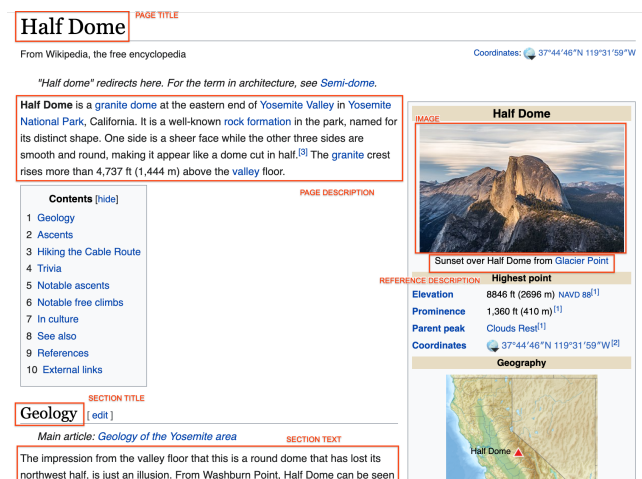
Figure 1: The Wikipedia page for Half Dome, Yosemite, California via Wikimedia Commons.

Accompanying the modeling improvements across these advancements, an equally critical aspect is the leveraging of massive datasets to enrich representation learning – often via unsupervised *pretraining*. Increasingly, the efficacy of a model correlates strongly with the size and quality of pretraining data used. For instance, cutting-edge language models like BERT [8] and T5 [27] rely on increasingly larger text datasets spanning from those in the O(100M) range like Wikipedia, BooksCorpus [43] to datasets with billions

of examples like C4 [27] and mC4 [38]. Similarly, vision models [9] are reliant on large corpora, such as ImageNet-21k [7] – which with 14M images is among the largest public datasets. This scale is important since studies have shown performance increases logarithmically with dataset size [33]. Another key dimension of language datasets is the number of languages covered. By transitioning from English-only to highly multilingual language datasets, models like mT5 [38] and mBERT [37], are an important step for researchers driving globally, equitable availability of information.

Multimodal visio-linguistic models are no different, and rely on a rich dataset to help them learn to model the relationship between images and texts. However as seen in Table 1, the scale of current public datasets pales in comparison to image-only or text-only ones, with the 30K-sized Flickr [39] and 3.3M-sized Conceptual Captions (CC) [28] being among the largest ones. Having large image-text datasets can significantly improve performance, as a couple of recent works [15, 26] have shown by leveraging larger noisy (proprietary) datasets. Furthermore the lack of language coverage in these existing datasets (which are mostly only in English) also impedes research in the multilingual multimodal space – which we consider a lost opportunity given the potential shown in leveraging images (as a language-agnostic medium) to help improve our multilingual textual understanding [30] or even translate [12].

To address these challenges and advance research on multilingual, multimodal learning we present the Wikipedia-based Image Text (WIT) Dataset. WIT is created by extracting multiple different texts associated with an image (e.g., the reference description seen in Fig 2) from Wikipedia articles and Wikimedia image links. This was accompanied by rigorous filtering to only retain high quality image-text associations. The resulting dataset contains over 37.6 million image-text sets and spans 11.5 million unique images – making WIT the largest multimodal dataset at the time of writing. Furthermore WIT provides unparalleled multilingual coverage – with 12K+ examples in each of 108 languages (53 languages have 100K+ image-text pairs).



**Figure 2: The Wikipedia page for Half Dome, Yosemite, California via Wikimedia Commons with examples of the different fields extracted and provided in WIT.**

**Table 1: Existing publicly available image-text datasets pale in comparison to text-only datasets (e.g., mC4 with O(Billions) of examples in 100+ languages) and image-only datasets (e.g., 14M in ImageNet-21k).**

Dataset	Images	Text	Languages
Flickr30K [39]	32K	158K	< 8
SBU Captions [24]	~1M	~1M	1
MS-COCO [21]	~330K	~1.5M	< 4
CC [5]	~3.3M	~3.3M	1
<b>WIT</b>	<b>11.5M</b>	<b>37.6M</b>	<b>108</b>

It is worth pointing out that by leveraging Wikipedia’s editing, verification and correction mechanism, WIT is able to ensure a high-quality bar. In particular, this use of a curated source like Wikipedia contrasts with the approach used to create other existing datasets (e.g. CC [28]) which rely on extracting annotations from web crawls. We verified the curated quality of the WIT dataset via an extensive human-annotation process (nearly 4400 image-text examples and 13K judgments across 7 languages), with an overwhelming majority (98.5%) judging the randomly sampled image-text associations favorably.

Empirical results on image-text retrieval tasks (both zero-shot *i.e.*, pretrained model, as well as finetuned model evaluations) demonstrate the potency of the data. The vast richness of Wikipedia texts and images (grounded in a diverse set of real-world entities and attributes) also means that WIT provides for a realistic evaluation set – one that we demonstrate to be challenging for models trained using existing datasets.

## 2 RELATED WORK

**Visio-Linguistic (VL) datasets:** Flickr30K [39] was among the first datasets that helped drive early research in this space. Similar to other such early datasets (e.g. the 330k example MS-COCO), it was created by having crowd sourced (Mechanical Turk) workers provide captions for ~30K images (sampled from Flickr). While the explicit human-based captioning helps ensure quality, the resulting datasets have been recognized as insufficient for significant real-world improvements given that they are small and expensive to construct [10, 42]. Furthermore, this manual effort has meant extending to other languages has proven to be quite challenging. Consequently there exists only a handful of non-English data collections such as Multi30K-DE (German) [11], DeCOCO (German) [13], Multi30K-FR (French) [10], Multi30K-CS (Czech) [3], YJCaptions26k (Japanese) [23] and MS-COCO-CN (Chinese) [20].

An alternative paradigm to creating such datasets is demonstrated by the Conceptual Captions (CC) dataset [28]. By leveraging the alt-text annotations for images from a web crawl, the resulting dataset was significantly larger than previous ones (~3.3M image-text pairs). The drawback with this approach is the reliance on complex filtering rules and systems to ensure data quality. Unfortunately this makes these *extraction*-based datasets – like CC and the recently proposed CC12M [5] – hard to extend and significantly impacts their coverage and diversity. Perhaps unsurprisingly, the complex filtering logic has meant that this approach has so far only been successfully applied to curate English data collections.

**Table 2: Example of texts extracted for Half Dome example**

Field Name	Text
Page Title	Half Dome, Yosemite
Canonical Page URL	en.wikipedia.org/wiki/Half_Dome
Page Description	Half Dome is a granite dome at the eastern end of Yosemite Valley in Yosemite National Park, California. It is a well-known rock formation ...
Reference Description	Sunset over Half Dome from Glacier Point
Attribution Description	English: Half Dome as viewed from Glacier Point, Yosemite National Park, California, United States.

WIT looks to achieve the best of both worlds by leveraging an extractive approach on a clean, curated multilingual repository of human knowledge with its accompanying images, illustrations and detailed text descriptions (Wikipedia).

**VL models:** A slew of models have been proposed to leverage the above datasets (either for unsupervised pretraining or finetuning). For example, ViLBERT [22] uses MS-COCO and CC for pretraining a multimodal transformer based model. UNITER [6] leverages these datasets and pretrains on tasks like image-text matching and word region alignment. Similarly, models like VL-BERT [32], VisualBERT [19], ImageBERT [25], B2T2 [1] and Unicoder-VL [18], all pretrain on CC or similar datasets using a variety of objectives and tasks. Efficacy of these models is often studied on downstream tasks like image-text retrieval, referring expressions, image captioning, etc using Flickr30K, MS-COCO and similar curated collections. These models have also shown that a larger and more varied data collection, results in better performance across the board in downstream tasks.

### 3 WIT: WIKIPEDIA IMAGE TEXT DATASET

We would like to marry the benefits of curated datasets like Flickr30K and MS-COCO (consistent, high quality image text pairs) with those of extractive datasets like CC (automatically created and scalable), while also creating a multilingual and heterogeneous dataset. To do so, we leverage Wikipedia, which inherently uses crowd-sourcing in the data creation process – via its editorial review process – to ensure quality, freshness and accuracy of content. However, even Wikipedia extractions cannot be directly used as is, due to a plethora of low-information (e.g., generic) image-text associations which would not help VL learning. In the remainder of this section, we describe the WIT creation process and detail the filtering processes we introduced to ensure that only the most useful data is selected.

#### 3.1 Wikipedia Crawl Data

We started with all Wikipedia content pages (*i.e.*, ignoring other pages that have discussions, comments and such). These number about ~124M pages across 279 languages. We used a Flume [4] pipeline to programmatically process, filter, clean and store the Wikipedia data. We next extracted images and different texts related to the image along with some contextual metadata (such as the page URL, the page title, description ...). This yielded about ~150M

**Table 3: Statistics of the final WIT dataset and availability of different fields. Tuple refers to one entry in the dataset comprising the image, the three different possible texts and the context. Context texts include the page and (hierarchical) section titles and their respective descriptions**

Type	Train	Val	Test	Total / Unique
<b>Rows / Tuples</b>	37.13M	261.8K	210.7K	<b>37.6M</b>
<b>Unique Images</b>	11.4M	58K	57K	<b>11.5M</b>
<b>Ref. Text</b>	16.9M	150K	104K	<b>17.2M / 16.7M</b>
<b>Attr. Text</b>	34.8M	193K	200K	<b>35.2M / 10.9M</b>
<b>Alt Text</b>	5.3M	29K	29K	<b>5.4M / 5.3M</b>
<b>Context Texts</b>	-	-	-	<b>119.8M</b>

tuples of (*image data, texts data, contextual data*), which were the input to the different filters described in the subsequent sections. Note that there tends to be a wide variance of HTML formatting / layouts used for image captions across (and sometimes even within) Wikipedias in different languages, and hence our extraction rules needed to be particularly robust to ensure high coverage.

#### 3.2 The Texts used in WIT

The texts describing the images come from multiple different sources. The three *directly* associated with the image are:

- (1) **Reference description** (abbreviated as *ref*): This is the caption that is visible on the wiki page directly below the image. This is the least common among the three (present in ~24M of the tuples) but tends to be the most topical and relevant.
- (2) **Attribution description** (abbreviated as *attr*): This is the text found on the Wikimedia page of the image. This text is common to all occurrences of that image across all Wikipedias and thus can be in a language different to the original page article. Often this text is multilingual *i.e.*, with image descriptions in multiple languages. 138M+ of the 150M tuples have this field – though the vast majority of these are uninformative or noisy. However the remaining have rich semantic descriptions of the images that we would like to extract.
- (3) **Alt-text description** (abbreviated as *alt*): This is the “alt” text associated with the image. While not visible in general, it is commonly used for accessibility / screen readers. Despite this (surprisingly) we discovered that this was the least informative of the three texts and in most cases was simply the image file name (We found that of the 121M+ tuples containing this text, only a small fraction to be meaningful descriptions of the image).

In addition to these, we also note that the context part of the tuple contains additional texts indirectly associated with the image (such as the section text or page title). A complete example of these texts, along with other metadata fields (as illustrated in Table 12) we provide and more detailed statistics are available on the WIT dataset Github page.

#### 3.3 Text-based Filtering

To clean the low-information texts, we:

- (1) Only retained texts that were at least of length 3.

- (2) Removed any alt-text containing generic phrases such as '.png', '.jpg', 'icon' or 'stub' and also phrases with "refer to", "alt text" .. etc.
- (3) For attributions and alt-text we enforced that
  - Image is either JPG or PNG (since these texts for other image types were almost always unhelpful). GIF images with a reference description were retained.
  - For tuples without a reference description, we enforced the image is not found in the last sections of the page (*i.e.*, the bibliography, external links and such).

### 3.4 Image & Image-Text based Filtering

We applied the following filters on the images in the tuples:

- (1) To ensure rich images, we required that image height and width were at least 100 pixels.
- (2) Based on a detailed analysis, we eliminated images which were either generic or didn't have meaningful text associations. For example, images of maps are prevalent on Wikipedia for denoting locations. However since these are generic and not specific to the actual location, the text association is often incorrect and hence we removed them. Other such noise patterns included common images (*e.g.*, tiny icons), placeholder images and generic *missing images*.
- (3) We only retained images that have a research-permissive license such as Creative Commons (the text of Wikipedia is licensed under a CC-BY-SA license).
- (4) Lastly we found that certain image-text pairs occurred very frequently. These were often generic images that did not have much to do with the main article page. Common examples included flags, logos, maps, insignia and such. To prevent biasing the data, we heavily under-sampled all such images.

### 3.5 Additional Filtering

To ensure a high-quality dataset free of inappropriate content, we removed tuples with questionable images or texts as done by previous works [28]. In particular we aimed to remove pornographic / profane / violent / ... content using multiple techniques based on sophisticated image understanding and multilingual text understanding models. Overall these filters help improve data quality while only eliminating < 0.2% of all tuples.

Akin to other multilingual datasets (*e.g.*, mC4 [38]), we restricted our initial version to only the top 100 languages and hence only retained tuples for languages with 12K+ tuples. Lastly we created partitioned the data into training, validation and test splits (with 50K images for the latter two) by ensuring that each image only occurs in a single split.

### 3.6 Analyzing the WIT Data

As seen in Table 1, the resulting dataset is significantly larger than previous ones with over 37M (image, text(s), context) tuples, spanning 108 languages and covering 11.5 million unique images. Among its many unique aspects and firsts:

- **Multiple texts per image:** WIT provides for multiple different kinds of texts per image. More than half of the tuples (19.4M) have two or more of reference, attribution and alt-texts. Table 3 provides some more detailed statistics of

**Table 4: WIT: Image-Text Stats by Language**


Image-Text	# Lang	Uniq. Images	# Lang
total > 1M	9	images > 1M	6
total > 500K	10	images > 500K	12
total > 100K	36	images > 100K	35
total > 50K	15	images > 50K	17
total > 14K	38	images > 13K	38

the coverage of the different texts. Overall with nearly 32M unique image-text pairs, WIT is nearly an order of magnitude larger than prior datasets.

- **Highly multilingual:** As seen in Table 4, WIT has broad multilingual coverage. Nearly half of the 100+ languages, contain 100K+ unique image-text tuples and 100K+ unique images.
- **Large cross-lingual coverage:** Images have shown great promise in helping build cross-lingual models [30, 31]. WIT can be used to generate 50M+ cross-lingual pairs (*i.e.*, text descriptions in different languages for the same image) from 3.1M different images using just the reference and alt texts. We expect this number to be even higher when counting attributes, many of which are inherently multilingual.
- **Contextual understanding:** WIT is also the first dataset, providing for understanding image captions *in the context* of the page and surrounding text (incl. ~ 120M contextual texts). For the sake of brevity we explore this in future work.

Task: Given an image, descriptions and a title, answer the given questions  
 More instructions on how to complete the task are available in this [guidelines doc](#)

**Title:** Sequallitchew Creek



**Text Description 1** Sequallitchew Creek, lower canyon

Does Text 1 describe the above image well?

☐ Yes ☐ Maybe ☐ No

**Text Description 2** Sequallitchew Creek, lower canyon

Does Text 2 describe the above image well?

☐ Yes ☐ Maybe ☐ No

**Combined Text Description**

Text1: Sequallitchew Creek, lower canyon  
 Text2: Sequallitchew Creek, lower canyon  
 Extra: Sequallitchew-Creek-lower-canyon.jpg Sequallitchew Creek, located in Fort Lewis, Washington, was the location of the original Fort Nisqually trading

Does Text1 + Text2 + Extra descriptions combined as a whole describe the above image well?

☐ Yes ☐ Maybe ☐ No

Submit

**Figure 3: Human Annotation Template Example**

### 3.7 Human Annotator Validation

To further verify the quality of the WIT dataset we performed a study using (crowd-sourced) human annotators. As seen in Fig. 3, we asked raters to answer 3 questions. Given an image and the page title, raters first evaluate the quality of the attribution description and reference description in the first two questions (order randomized). The third question understands the *contextual* quality of these text descriptions given the page description and caption. Each response is on a 3-point scale: "Yes" if the text perfectly describes the image, "Maybe" if it is sufficiently explanatory and "No" if it is irrelevant or the image is inappropriate.

**Table 5: Results of the human annotations of data quality. These examples and ratings are included with the dataset.**

Text	EN			non-EN		
	%Yes	%Maybe	%No	%Yes	%Maybe	%No
Reference	92.2	4.4	3.3	94.1	2.9	2.9
Attribute	92.2	3.3	4.6	93.1	0.8	6.2
Contextual	98.7	0.7	0.6	96.6	1.8	1.6

We randomly sampled nearly 4.4k examples for this evaluation. To maximize rating quality we used a language identification filter on the attribution to show raters examples in the language of their expertise. In addition to rating  $\sim 3k$  examples in English, we also rated 300 examples in German, French, Spanish, Russian, Chinese and 100 examples for Hindi. (We chose these languages to capture different language families and different sizes – Hindi is only 65<sup>th</sup> in size). Each example was rated by three raters and majority label was used (Maybe being selected if no majority). As seen from the results in Table 5, an overwhelming majority of examples were found to be very helpful. Both reference and attribution were found to be high-quality (with a slight edge to reference description). The responses to the third question (which provides the page context) also validated our hypothesis that the relevance of image captions is influenced by the context as seen by the near-perfect ratings when considering the context. Lastly we found no major difference in performance across the different languages demonstrating the multilingual data quality.

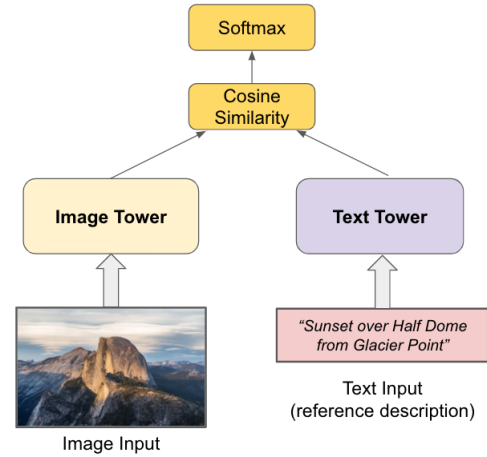
## 4 MULTIMODAL EXPERIMENTS WITH WIT

In this section, we empirically demonstrate the efficacy of the WIT dataset both as a pretraining dataset as well as an evaluation set for a new image-text retrieval task.

### 4.1 Experiment Details

**Model:** For this analyses, we leveraged a two-tower or *dual-encoder* model, inspired by previous works that used them to learn multilingual, multimodal models [30]. As the name suggests, the model has two encoders – one to encode the text and the other to represent the images. While the text input to the model was a bag of words, the image tower, the image was first embedded in a manner similar to [16]. The final embeddings of these two towers is then combined using their cosine similarity, which in turn is optimized using a batch softmax loss. The dual-encoder architecture is illustrated in Figure 4. Specifically, for a batch of  $n$  image-text embedding pairs, the complete  $n \times n$  similarity matrix is computed (the  $(i, j)$  entry being the cosine of the  $i^{th}$  image embedding and  $j^{th}$  text embedding) and a softmax loss applied on each of the row. Note that only the diagonal entries are considered as positive pairs.

**Setup:** We used a batch size of 128 for training and a batch size of 1000 for evaluation. The learning rate was set to  $5e-7$ . The optimizer we used was SGD with Momentum. For the text encoder, we used a bag of words model (with ngrams of size 1 and 2). Each ngram was mapped to an embedding amongst a million vocabulary buckets using a hash-function to get a 200D embedding. These ngram embeddings were then summed and passed through a simple FFNN and projected to a final 64D embedding, to match the size of the image encoder embedding. The final activation function we used was ReLU.

**Figure 4: WIT Dual Encoder Model for Training.****Table 6: Zero-shot evaluation for models using different text fields on WIT Image-Text Retrieval test sets**

Pretrain setup		WIT-All		WIT-EN		WIT-I18N	
Data	Text	R@1	R@5	R@1	R@5	R@1	R@5
WIT	ref	0.126	0.258	0.169	0.358	0.114	0.236
WIT	attr	0.293	0.55	0.272	0.523	0.293	0.523
WIT	ref+attr	<b>0.346</b>	<b>0.642</b>	<b>0.344</b>	<b>0.64</b>	<b>0.344</b>	<b>0.633</b>
CC	text	0.048	0.122	0.072	0.186	0.041	0.11

**Evaluation:** We evaluated the models on the Flickr30K, Multi30K and MS-COCO test sets, as well as the dedicated test sets released as part of WIT. We also spliced the WIT test sets into English-only and i18n (non-English) to understand any performance differences. In all experiments using WIT for pretraining, we use the entire training set (*i.e.*, data for all languages). We also pretrained a model with Conceptual Captions (CC) dataset to compare against. We used Recall@K ( $K = 1, 3, 5$ ) as the evaluation metric.

### 4.2 Evaluating a zero-shot pretrained model

A common evaluation of image-text datasets is as a pretraining dataset for a model, which is then directly applied to a downstream task – in our case image-text retrieval – without any finetuning (*i.e.*, zero-shot). Since WIT contains multiple different texts associated with an image, we first set about understanding the effect of pretraining models on different fields. As seen in Table 6, the different WIT models all perform quite well on both English and non-English sets. The strongest performance was consistently obtained by the concatenation of reference and attribution descriptions – which we now default to for subsequent experiments. It is worth noting that the model pretrained on CC lags behind those trained on WIT, even on the English-only test set.

To better understand this, we next evaluated the WIT and CC models (in this zero-shot manner) on popular English test collections from Flickr30K and MS-COCO which are more similar to CC. As seen in Table 7, the multilingual WIT model trails the English

**Table 7: Zero-shot Evaluation on Flickr30K, MS-COCO and WIT test sets for Image-Text Retrieval Task**

Pretrain	MS-COCO		Flickr30K		WIT-ALL	
	R@1	R@5	R@1	R@5	R@1	R@5
WIT-ALL	0.074	0.228	0.054	0.165	<b>0.346</b>	<b>0.642</b>
CC	<b>0.145</b>	<b>0.385</b>	<b>0.111</b>	<b>0.32</b>	0.048	0.122

**Table 8: Zero-shot Evaluation on Multi30K and WIT I18N test sets (CS, DE, FR) for Image-Text Retrieval Task**

Exp	Multi30K-R@5			WIT-R@5		
	CS	DE	FR	CS	DE	FR
WIT-ALL	<b>0.006</b>	<b>0.005</b>	<b>0.006</b>	0.553	0.562	0.599
CC	0.004	<b>0.005</b>	0.004	0.096	0.084	0.104

**Table 9: Zero-shot and Finetuned Evaluation on Wiki (Image, Page Title) test set for Retrieval Task**

Exp	Finetuning	WIT-ALL		
		R@1	R@3	R@5
WIT-EN	None	0.067	0.122	0.152
CC	None	0.012	0.024	0.032
WIT-ALL	WIT-ALL	<b>0.1</b>	<b>0.174</b>	<b>0.214</b>
CC	CC	0.01	0.021	0.029

CC model on these collections, though not as significantly as the gap between WIT and CC on the heldout WIT test sets.

### 4.3 Understanding multilingual performance

Since WIT encompasses examples from 100+ languages, we next evaluated how multilingual the WIT-based models are. For this, we used Multi30K’s three language test sets (Czech (CS), German (DE) and French (FR)). We generated similar language subset datasets from the WIT test set for the same languages (CS, DE, FR) and used that for evaluation. As shown in Table 8, both models struggle on the Multi30K dataset, though again the WIT model shines on the held-out WIT test set. Similar to the Flickr30k dataset, the Multi30k datasets are quite different from the WIT datasets (as we discuss in Sec. 4.5) which may explain this behavior.

### 4.4 Evaluation On (Image, Wiki Page Title) Retrieval Task

Lastly, we evaluated on a real-world task that’s based on Wikipedia. This retrieval task requires identifying images that can be found on a given Wikipedia page, using only the page title. We ran this evaluation in both a zero-shot setting (*i.e.*, pretrained model directly) and with finetuning on the training set. Unlike the above experiments, here the input to the text encoder was the page title directly. The evaluation was done with the held-out WIT test split using the page title as text. From Table 9, we clearly observe a large performance gain on this task using WIT relative to the CC model both with and without finetuning.

**Table 10: Vocabulary Comparison**

Dataset	Unigrams	freq <= 3	pct freq <= 3
CC	149,924	63,800	42.55%
WIT (ref)	867,906	625,100	<b>72.02%</b>

**Table 11: Language Model Comparison**

Dataset A vs B	JSD
Flickr vs Flickr Test	0.1679
COCO vs COCO Test	0.1008
CC vs Flickr Test	0.4844
CC vs COCO Test	0.4746
CC vs WIT	0.3825
<b>WIT vs Flickr Test</b>	<b>0.6007</b>
<b>WIT vs COCO Test</b>	<b>0.5957</b>

## 4.5 Discussion

The above experiments clearly demonstrated that WIT-based pretrained models perform extremely well (5x+ gains) on the evaluation sets based on Wikipedia data. However, the models do not do as well on other image-text datasets (Flickr30K/Multi30k and MS-COCO). Since the WIT dataset is not lacking in size or diversity, we probed further into what makes these evaluation sets so different from each other.

**4.5.1 Vocabulary Analysis.** We first analyzed the vocabulary of the two datasets we used for pretraining : WIT and CC. Since Wikipedia is entity heavy with a diverse concept pool, we suspected that the vocabulary of the WIT dataset may reflect this. As shown in Table 10, this was the case with over 72% of WIT unigrams occurring 3 times or less (vs. 43% for CC).

**4.5.2 Language Model.** This difference is even more stark when compared to the test collections used for evaluation (COCO and Flickr). When we compared the unigram distributions of different data sets using the Jensen-Shannon Divergence (JSD), we found a massive difference in the vocabularies and concept coverage of the data (see Table 11). While the fact that less than a sixth of WIT is English skews these results slightly, the gap between the English-only slice and other datasets remains sizeable.

**4.5.3 Image entity Analysis.** Part of the reason for this difference is the broad coverage of entities in the WIT dataset. Using an image classification model to tag all WIT images with entities, we found that amongst the ~4.5M entities identified, a large number ( $\geq 80\%$  *i.e.*, ~3.68M) of the entities occur 3 times or less. Thus similar to the texts, the image data too is very diverse with not much repetition.

**4.5.4 Key differences in texts.** Text fields in WIT often tend to be descriptive, verbose and use specific terminology. However this causes a mismatch when evaluated on the test collections, which are often terse single line captions of common words and objects. The choice of bag of words likely exacerbates this issue. Perhaps the most important difference is the use of specifics vs general words. As found in the CC work [28], text hypernymization was crucial to creating a dataset closer to those used for evaluation. For example a text like Two sculptures by artist Duncan McKellar adorn

trees outside the derelict Norwich Union offices in Bristol, UK would be transformed to sculptures by person adorn trees outside the derelict offices so as to remove specifics (person names, locations, times etc.). This is likely the biggest reason why our trained models underperformed on the existing collections. While there are benefits and drawbacks of such hypernymization, we would like to add this in future versions. However there remains significant challenges doing such replacements for a 100+ language dataset consistently and with high quality across languages.

## 5 FUTURE WORK

In our eagerness and excitement to share the WIT Dataset with the research community, we have just touched the tip of the iceberg by starting out with an image-text retrieval task using a simple dual encoder model. Given the superior performance of cross-attention multimodal transformer models, WIT can potentially be used in lieu of or in addition to the existing pretraining datasets in models as illustrated by UNITER, Unicoder-VL, VL-BERT, ... etc. A range of new i18n tasks can be formulated with WIT as the basis for VQA, VCR and many others. Similarly, more specific i18n retrieval or captioning tasks for low resource languages are yet to be explored. There is also the possibility of using multimodality to enhance multilingual performance. WIT Dataset provides a crosslingual corpus of text for the same image which could aid in this idea. We also hope to leverage the knowledge base and entities and attributes of WIT to improve Q&A tasks.

## 6 CONCLUSION

In this paper we introduced the Wikipedia Image Text (WIT) dataset – the largest (at time of writing), multilingual, multimodal, context-rich dataset. By extracting texts associated with images and their surrounding contexts from over a 100 languages, WIT provides for a rich and diverse dataset. As a result, it is well suited for use in a myriad of ways including pretraining multimodal models, finetuning image-text retrieval models or building cross-lingual representations to name a few. Our detailed analysis and quality evaluation, validate that WIT is a high quality dataset with strong image-text alignment. We also empirically demonstrated the use of this dataset as both a pretraining and finetuning set, and in the process uncovered some shortcomings of existing datasets. We believe this can serve as a rich resource to drive research in the multilingual, multimodal space for years to come and enable the community to building better and more robust visio-linguistic models well suited to real world tasks.

## ACKNOWLEDGMENTS

We thank Beer Changpinyo, Corinna Cortes, Joshua Gang, Chao Jia, Ashwin Kakarla, Mohammad Khan, Mike Lee, Zhen Li, Piyush Sharma, Radu Soricut, Yunhsuan Sung, Ashish Vaswani, Yinfei Yang, and many others for their insightful feedback and help.

## REFERENCES

- [1] Chris Alberti, Jeffrey Ling, Michael Collins, and David Reitter. 2019. Fusion of detected objects in text for visual question answering. *arXiv preprint arXiv:1908.05054* (2019).

- [2] Stanislaw Antol, Aishwarya Agrawal, Jiasen Lu, Margaret Mitchell, Dhruv Batra, C Lawrence Zitnick, and Devi Parikh. 2015. Vqa: Visual question answering. In *Proceedings of the IEEE international conference on computer vision*. 2425–2433.
- [3] Loïc Barrault, Fethi Bougares, Lucia Specia, Chirag Lala, Desmond Elliott, and Stella Frank. 2018. Findings of the third shared task on multimodal machine translation. In *THIRD CONFERENCE ON MACHINE TRANSLATION (WMT18)*, Vol. 2. 308–327.
- [4] Craig Chambers, Ashish Raniwala, Frances Perry, Stephen Adams, Robert R Henry, Robert Bradshaw, and Nathan Weizenbaum. 2010. FlumeJava: easy, efficient data-parallel pipelines. *ACM Sigplan Notices* 45, 6 (2010), 363–375.
- [5] Soravit Changpinyo, Piyush Sharma, Nan Ding, and Radu Soricut. 2021. Conceptual 12M: Pushing Web-Scale Image-Text Pre-Training To Recognize Long-Tail Visual Concepts. *arXiv preprint arXiv:2102.08981* (2021).
- [6] Yen-Chun Chen, Linjie Li, Licheng Yu, Ahmed El Kholy, Faisal Ahmed, Zhe Gan, Yu Cheng, and Jingjing Liu. 2019. Uniter: Learning universal image-text representations. *arXiv preprint arXiv:1909.11740* (2019).
- [7] Jia Deng, Wei Dong, Richard Socher, Li-Jia Li, Kai Li, and Li Fei-Fei. 2009. Imagenet: A large-scale hierarchical image database. In *2009 IEEE conference on computer vision and pattern recognition*. IEEE, 248–255.
- [8] Jacob Devlin, Ming-Wei Chang, Kenton Lee, and Kristina Toutanova. 2018. Bert: Pre-training of deep bidirectional transformers for language understanding. *arXiv preprint arXiv:1810.04805* (2018).
- [9] Alexey Dosovitskiy, Lucas Beyer, Alexander Kolesnikov, Dirk Weissenborn, Xi-aohua Zhai, Thomas Unterthiner, Mostafa Dehghani, Matthias Minderer, Georg Heigold, Sylvain Gelly, et al. 2020. An image is worth 16x16 words: Transformers for image recognition at scale. *arXiv preprint arXiv:2010.11929* (2020).
- [10] Desmond Elliott, Stella Frank, Loïc Barrault, Fethi Bougares, and Lucia Specia. 2017. Findings of the second shared task on multimodal machine translation and multilingual image description. *arXiv preprint arXiv:1710.07177* (2017).
- [11] Desmond Elliott, Stella Frank, Khalil Sima'an, and Lucia Specia. 2016. Multi30k: Multilingual english-german image descriptions. *arXiv preprint arXiv:1605.00459* (2016).
- [12] John Hewitt, Daphne Ippolito, Brendan Callahan, Reno Kriz, Derry Tanti Wijaya, and Chris Callison-Burch. 2018. Learning translations via images with a massively multilingual image dataset. In *Proceedings of the 56th Annual Meeting of the Association for Computational Linguistics (Volume 1: Long Papers)*. 2566–2576.
- [13] Julian Hitschler, Shigehiko Schamoni, and Stefan Riezler. 2016. Multimodal pivots for image caption translation. *arXiv preprint arXiv:1601.03916* (2016).
- [14] Micah Hodosh, Peter Young, and Julia Hockenmaier. 2013. Framing image description as a ranking task: Data, models and evaluation metrics. *Journal of Artificial Intelligence Research* 47 (2013), 853–899.
- [15] Chao Jia, Yinfei Yang, Ye Xia, Yi-Ting Chen, Zarana Parekh, Hieu Pham, Quoc V Le, Yunhsuan Sung, Zhen Li, and Tom Duerig. 2021. Scaling Up Visual and Vision-Language Representation Learning With Noisy Text Supervision. *arXiv preprint arXiv:2102.05918* (2021).
- [16] Da-Cheng Juan, Chun-Ta Lu, Zhen Li, Futang Peng, Aleksei Timofeev, Yi-Ting Chen, Yaxi Gao, Tom Duerig, Andrew Tomkins, and Sujith Ravi. 2019. Graph-rise: Graph-regularized image semantic embedding. *arXiv preprint arXiv:1902.10814* (2019).
- [17] Gen Li, Nan Duan, Yuejian Fang, Ming Gong, Daxin Jiang, and Ming Zhou. 2019. Unicoder-VL: A Universal Encoder for Vision and Language by Cross-modal Pre-training. *arXiv e-prints*, page. *arXiv preprint arXiv:1908.06066* (2019).
- [18] Gen Li, Nan Duan, Yuejian Fang, Ming Gong, Daxin Jiang, and Ming Zhou. 2020. Unicoder-VL: A Universal Encoder for Vision and Language by Cross-Modal Pre-Training. In *AAAI*. 11336–11344.
- [19] Liunian Harold Li, Mark Yatskar, Da Yin, Cho-Jui Hsieh, and Kai-Wei Chang. 2019. Visualbert: A simple and performant baseline for vision and language. *arXiv preprint arXiv:1908.03557* (2019).
- [20] Xirong Li, Chaoxi Xu, Xiaoxu Wang, Weiyu Lan, Zhengxiong Jia, Gang Yang, and Jieping Xu. 2019. COCO-CN for Cross-Lingual Image Tagging, Captioning, and Retrieval. *IEEE Transactions on Multimedia* 21, 9 (2019), 2347–2360.
- [21] Tsung-Yi Lin, Michael Maire, Serge Belongie, James Hays, Pietro Perona, Deva Ramanan, Piotr Dollár, and C Lawrence Zitnick. 2014. Microsoft coco: Common objects in context. In *European conference on computer vision*. Springer, 740–755.
- [22] Jiasen Lu, Dhruv Batra, Devi Parikh, and Stefan Lee. 2019. Vilbert: Pretraining task-agnostic visiolinguistic representations for vision-and-language tasks. In *Advances in Neural Information Processing Systems*. 13–23.
- [23] Takashi Miyazaki and Nobuyuki Shimizu. 2016. Cross-Lingual Image Caption Generation. In *Proceedings of the 54th Annual Meeting of the Association for Computational Linguistics (Volume 1: Long Papers)*. Association for Computational Linguistics, 1780–1790. <https://doi.org/10.18653/v1/P16-1168>
- [24] Vicente Ordonez, Girish Kulkarni, and Tamara Berg. 2011. Im2text: Describing images using 1 million captioned photographs. *Advances in neural information processing systems* 24 (2011), 1143–1151.
- [25] Di Qi, Lin Su, Jia Song, Edward Cui, Taroon Bharti, and Arun Sacheti. 2020. Imagebert: Cross-modal pre-training with large-scale weak-supervised image-text data. *arXiv preprint arXiv:2001.07966* (2020).

- [26] Alec Radford, Jong Wook Kim, Chris Hallacy, Aditya Ramesh, Gabriel Goh, Sandhini Agarwal, Girish Sastry, Amanda Asell, Pamela Mishkin, Jack Clark, et al. 2021. Learning transferable visual models from natural language supervision. *Image 2* (2021), T2.
- [27] Colin Raffel, Noam Shazeer, Adam Roberts, Katherine Lee, Sharan Narang, Michael Matena, Yanqi Zhou, Wei Li, and Peter J Liu. 2019. Exploring the limits of transfer learning with a unified text-to-text transformer. *arXiv preprint arXiv:1910.10683* (2019).
- [28] Piyush Sharma, Nan Ding, Sebastian Goodman, and Radu Soricut. 2018. Conceptual captions: A cleaned, hypernymed, image alt-text dataset for automatic image captioning. In *Proceedings of the 56th Annual Meeting of the Association for Computational Linguistics (Volume 1: Long Papers)*. 2556–2565.
- [29] Karen Simonyan and Andrew Zisserman. 2014. Very deep convolutional networks for large-scale image recognition. *arXiv preprint arXiv:1409.1556* (2014).
- [30] Karan Singhal, Karthik Raman, and Balder ten Cate. 2019. Learning multilingual word embeddings using image-text data. *arXiv preprint arXiv:1905.12260* (2019).
- [31] Lucia Specia, Stella Frank, Khalil Sima'an, and Desmond Elliott. 2016. A shared task on multimodal machine translation and crosslingual image description. In *Proceedings of the First Conference on Machine Translation: Volume 2, Shared Task Papers*. 543–553.
- [32] Weijie Su, Xizhou Zhu, Yue Cao, Bin Li, Lewei Lu, Furu Wei, and Jifeng Dai. 2019. Vi-bert: Pre-training of generic visual-linguistic representations. *arXiv preprint arXiv:1908.08530* (2019).
- [33] Chen Sun, Abhinav Shrivastava, Saurabh Singh, and Abhinav Gupta. 2017. Revisiting Unreasonable Effectiveness of Data in Deep Learning Era. *arXiv:cs.CV/1707.02968*
- [34] Christian Szegedy, Vincent Vanhoucke, Sergey Ioffe, Jon Shlens, and Zbigniew Wojna. 2016. Rethinking the inception architecture for computer vision. In *Proceedings of the IEEE conference on computer vision and pattern recognition*. 2818–2826.
- [35] Ashish Vaswani, Noam Shazeer, Niki Parmar, Jakob Uszkoreit, Llion Jones, Aidan N Gomez, Lukasz Kaiser, and Illia Polosukhin. 2017. Attention is all you need. *Advances in neural information processing systems* 30 (2017), 5998–6008.
- [36] Oriol Vinyals, Alexander Toshev, Samy Bengio, and Dumitru Erhan. 2015. Show and tell: A neural image caption generator. In *Proceedings of the IEEE conference on computer vision and pattern recognition*. 3156–3164.
- [37] Shijie Wu and Mark Dredze. 2019. Beto, bentz, becas: The surprising cross-lingual effectiveness of BERT. *arXiv preprint arXiv:1904.09077* (2019).
- [38] Linting Xue, Noah Constant, Adam Roberts, Mihir Kale, Rami Al-Rfou, Aditya Siddhant, Aditya Barua, and Colin Raffel. 2020. mT5: A massively multilingual pre-trained text-to-text transformer. *arXiv:cs.CL/2010.11934*
- [39] Peter Young, Alice Lai, Micah Hodosh, and Julia Hockenmaier. 2014. From image descriptions to visual denotations: New similarity metrics for semantic inference over event descriptions. *Transactions of the Association for Computational Linguistics* 2 (2014), 67–78.
- [40] Rowan Zellers, Yonatan Bisk, Ali Farhadi, and Yejin Choi. 2019. From recognition to cognition: Visual commonsense reasoning. In *Proceedings of the IEEE Conference on Computer Vision and Pattern Recognition*. 6720–6731.
- [41] Luowei Zhou, Hamid Palangi, Lei Zhang, Houdong Hu, Jason J Corso, and Jianfeng Gao. 2020. Unified Vision-Language Pre-Training for Image Captioning and VQA. In *AAAI* 13041–13049.
- [42] Mingyang Zhou, Runxiang Cheng, Yong Jae Lee, and Zhou Yu. 2018. A visual attention grounding neural model for multimodal machine translation. *arXiv preprint arXiv:1808.08266* (2018).
- [43] Yukun Zhu, Ryan Kiros, Rich Zemel, Ruslan Salakhutdinov, Raquel Urtasun, Antonio Torralba, and Sanja Fidler. 2015. Aligning books and movies: Towards story-like visual explanations by watching movies and reading books. In *Proceedings of the IEEE international conference on computer vision*. 19–27.

## A APPENDIX

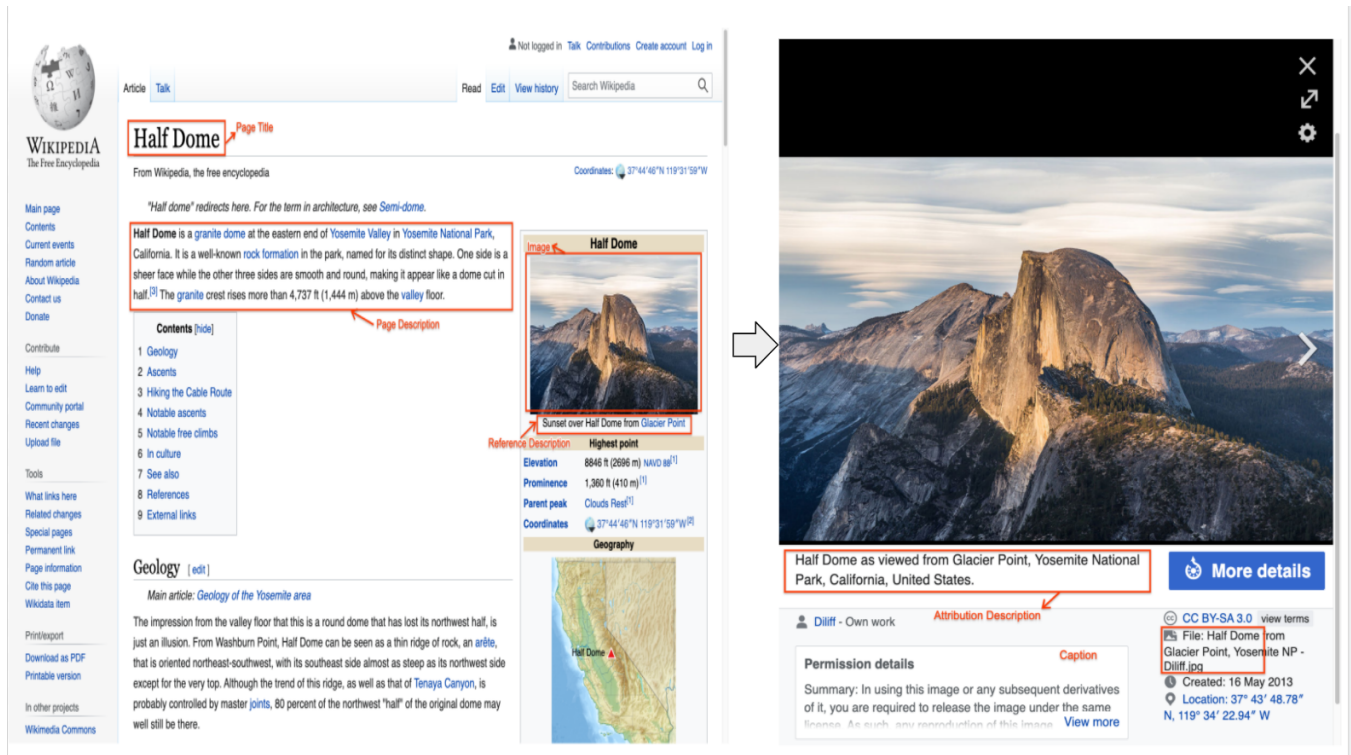


Figure 5: WIT Image-Text Example with All Text Annotations

**Table 12: WIT: A Full Example Illustration : Half Dome, Yosemite**

FIELD NAME	FIELD TYPE	VALUE
canonical_page_url	string	<a href="https://en.wikipedia.org/wiki/Half_Dome">https://en.wikipedia.org/wiki/Half_Dome</a>
image_url	string	Link to Yosemite JPEG media
page_title	string	Half Dome
page_description	string	Half Dome is a granite dome at the eastern end of Yosemite Valley in Yosemite National Park, California. It is a well-known rock formation in the park, named for its distinct shape. One side is a sheer face while the other three sides are smooth and round, making it appear like a dome cut in half. The granite crest rises more than 4,737 ft above the valley floor.
section_text	string	Half Dome is a granite dome at the eastern end of Yosemite Valley in Yosemite National Park, California. It is a well-known rock formation in the park, named for its distinct shape. One side is a sheer face while the other three sides are smooth and round, making it appear like a dome cut in half. The granite crest rises more than 4,737 ft (1,444 m) above the valley floor.
language	string	en
is_main_image	bool	TRUE
mime_type	string	image/jpeg
original_height	int	2988
original_width	int	4752
filtered_reference_description	string	Sunset over Half Dome from Glacier Point
filtered_caption	string	empty value
filtered_attribution_description	string	English: Half Dome as viewed from Glacier Point, Yosemite National Park, California, United States.
attribution_passes_lang_id	bool	TRUE
page_changed_recently	bool	TRUE
section_title	string	empty value
hierarchical_section_title	string	Half Dome
page_url	string	<a href="http://en.wikipedia.org/wiki/Half_Dome">http://en.wikipedia.org/wiki/Half_Dome</a>

**Table 13: Language Stats**

Lang	Dataset	# Examples	# Uniq. Img	# Ref	# Attr	# Cap
af	val	603	424	371	467	86
af	train	93,755	85,728	47,173	85,180	18,403
af	test	542	497	276	512	116
an	val	158	127	72	124	43
an	train	27,134	24,904	9,317	24,900	7,584
an	test	186	172	73	178	47
ar	val	3,888	2,630	1,520	3,173	98
ar	train	616,618	534,440	172,069	590,016	22,228
ar	test	3,595	3,015	1,065	3,487	134
arz	val	1,288	1,188	68	1,262	7
arz	train	247,771	243,215	9,387	245,931	1,700
arz	test	1,376	1,349	64	1,364	10
ast	val	1,091	754	656	800	16
ast	train	163,466	151,164	86,392	149,505	2,385
ast	test	978	875	532	930	15
az	val	752	541	315	608	47
az	train	122,522	109,663	34,090	117,342	9,815
az	test	681	587	206	663	60
azb	val	1,141	887	308	991	180
azb	train	185,055	180,778	32,959	181,264	28,173
azb	test	1,080	1,035	213	1,062	179
ba	val	247	187	122	187	43
ba	train	39,870	37,115	16,325	37,453	7,996
ba	test	239	214	110	233	35
bar	val	199	143	115	141	24
bar	train	27,762	25,995	14,813	25,307	4,551
bar	test	177	155	93	168	34
be	val	896	679	362	763	112
be	train	147,532	129,774	51,508	138,881	19,117
be	test	845	736	308	812	112
be-tarask	val	385	285	149	325	38
be-tarask	train	64,362	56,142	22,373	60,059	7,673
be-tarask	test	336	303	138	318	46
bg	val	2,601	1,291	1,741	1,453	153
bg	train	282,629	246,330	137,138	257,584	29,052
bg	test	1,635	1,367	884	1,508	169
bn	val	643	411	415	467	45
bn	train	92,497	81,882	51,035	86,040	6,670
bn	test	590	493	343	563	48
br	val	435	298	315	299	25
br	train	65,252	60,404	41,839	55,855	4,228
br	test	410	363	279	363	21
bs	val	506	339	341	346	48
bs	train	72,527	66,194	39,723	65,378	8,072
bs	test	417	374	247	379	52
ca	val	4,310	2,980	1,913	3,455	267
ca	train	698,364	592,765	246,834	654,920	53,396
ca	test	3,818	3,185	1,410	3,637	252
ce	val	330	308	33	317	272
ce	train	54,669	54,043	2,983	54,122	47,050
ce	test	278	276	20	273	237
ceb	val	1,467	1,278	19	1,458	3
ceb	train	273,344	251,059	3,830	272,904	2,082
ceb	test	1,388	1,277	17	1,386	4
ckb	val	138	76	99	81	11
ckb	train	15,424	14,321	8,811	13,800	1,283
ckb	test	109	102	65	103	6

**Table 14: Language Stats**

Lang	Dataset	# Examples	# Uniq. Img	# Ref	# Attr	# Cap
cs	val	4,291	2,855	2,528	3,499	877
cs	train	652,034	557,020	332,616	613,059	147,478
cs	test	3,447	2,886	1,767	3,273	724
cv	val	118	89	60	87	18
cv	train	14,742	14,013	6,467	13,337	1,867
cv	test	103	96	51	94	11
cy	val	773	535	221	656	19
cy	train	122,238	106,448	21,917	117,650	2,966
cy	test	720	618	159	697	25
da	val	1,707	1,117	1,177	1,211	79
da	train	235,285	209,386	142,343	212,290	16,701
da	test	1,397	1,211	864	1,272	96
de	val	23,589	13,374	14,377	17,954	3,973
de	train	3,350,887	2,632,431	1,720,948	3,192,611	721,886
de	test	17,507	13,205	9,413	16,806	3,539
el	val	1,312	808	766	945	88
el	train	187,283	165,482	94,120	170,918	5,664
el	test	1,119	959	589	1,055	41
en	val	45,542	19,979	33,173	29,385	3,193
en	train	5,422,027	3,940,784	3,264,650	5,094,378	561,756
en	test	33,177	21,870	22,439	31,699	3,662
eo	val	1,771	1,247	1,103	1,343	232
eo	train	286,521	254,160	156,601	260,429	44,127
eo	test	1,589	1,339	885	1,484	265
es	val	13,390	7,378	9,644	8,552	221
es	train	1,741,015	1,433,075	1,092,875	1,530,281	37,151
es	test	9,876	7,658	6,461	9,001	198
et	val	1,372	771	1,009	865	49
et	train	169,304	150,267	109,891	150,847	9,761
et	test	966	835	666	872	50
eu	val	1,951	1,520	549	1,715	27
eu	train	321,311	294,256	63,662	310,440	4,914
eu	test	1,771	1,604	393	1,731	15
fa	val	3,162	2,215	1,305	2,562	389
fa	train	487,183	429,833	148,916	468,121	73,117
fa	test	2,839	2,447	962	2,758	437
fi	val	2,493	1,709	1,490	1,846	343
fi	train	377,569	333,999	188,244	348,713	64,404
fi	test	2,166	1,897	1,100	2,032	401
fil	val	273	193	149	221	21
fil	train	37,964	35,009	18,968	34,446	5,221
fil	test	353	242	207	269	33
fr	val	16,822	10,221	8,243	13,463	3,579
fr	train	2,561,756	2,018,324	976,576	2,444,258	658,134
fr	test	13,943	10,479	5,851	13,444	3,521
fy	val	353	218	248	258	17
fy	train	49,108	44,420	31,821	44,169	2,944
fy	test	328	292	227	308	23
ga	val	501	159	461	171	6
ga	train	33,094	31,344	25,471	28,807	1,404
ga	test	232	217	180	212	9
gl	val	1,244	743	817	827	36
gl	train	176,492	151,579	96,982	157,170	6,876
gl	test	1,032	873	579	953	46
hi	val	486	327	306	358	24
hi	train	69,397	61,813	38,280	62,967	4,929
hi	test	542	448	347	522	54

**Table 15: Language Stats**

Lang	Dataset	# Examples	# Uniq. Img	# Ref	# Attr	# Cap
hr	val	918	602	615	631	97
hr	train	139,111	118,919	79,178	123,083	18,866
hr	test	900	722	541	803	124
hsb	val	91	72	29	85	30
hsb	train	16,945	15,571	4,610	16,360	4,898
hsb	test	102	92	33	101	32
ht	val	142	120	35	119	69
ht	train	23,751	23,376	3,745	23,305	12,889
ht	test	148	144	21	147	90
hu	val	3,655	2,564	1,654	2,969	508
hu	train	563,738	495,429	209,013	519,752	86,780
hu	test	3,144	2,700	1,186	2,920	465
hy	val	1,713	1,235	670	1,379	37
hy	train	258,993	237,008	71,621	247,576	6,886
hy	test	1,454	1,289	419	1,401	52
ia	val	116	99	17	104	7
ia	train	16,666	16,250	2,075	16,112	698
ia	test	105	100	13	103	8
id	val	1,865	1,144	1,179	1,316	122
id	train	271,133	234,762	146,112	247,845	22,030
id	test	1,593	1,338	938	1,483	143
io	val	127	84	77	90	20
io	train	21,704	20,045	9,684	19,776	4,813
io	test	143	125	70	133	25
is	val	242	171	190	165	18
is	train	35,104	32,701	24,350	30,276	3,213
is	test	219	201	167	198	16
it	val	10,111	5,858	5,990	7,236	1,126
it	train	1,405,878	1,155,676	649,558	1,323,265	205,415
it	test	7,717	6,106	3,683	7,358	1,081
iw	val	2,775	1,610	1,636	2,168	152
iw	train	362,493	312,224	174,576	337,418	25,760
iw	test	2,091	1,740	1,052	1,949	137
ja	val	8,851	4,313	6,410	5,367	504
ja	train	1,084,871	874,699	624,537	1,003,353	92,839
ja	test	6,023	4,647	3,598	5,590	556
jv	val	130	99	83	97	6
jv	train	20,119	19,143	12,097	18,088	1,274
jv	test	122	116	73	119	8
ka	val	629	468	270	513	29
ka	train	104,856	94,129	36,443	97,517	8,248
ka	test	656	566	244	620	63
kk	val	325	245	150	266	69
kk	train	57,517	52,867	23,358	53,446	12,249
kk	test	336	297	158	320	63
kn	val	214	150	160	162	17
kn	train	30,406	28,060	21,687	27,315	1,566
kn	test	231	201	184	215	16
ko	val	2,065	1,386	1,138	1,573	183
ko	train	308,740	274,285	137,209	285,007	27,979
ko	test	1,802	1,586	881	1,674	165
la	val	1,209	680	1,027	658	96
la	train	142,674	134,587	108,875	124,441	18,944
la	test	742	690	569	674	101
lah	val	170	125	70	140	9
lah	train	30,825	27,456	9,590	29,383	1,634
lah	test	206	183	69	204	13

**Table 16: Language Stats**

Lang	Dataset	# Examples	# Uniq. Img	# Ref	# Attr	# Cap
lb	val	324	227	195	243	14
lb	train	49,401	43,998	22,042	46,565	3,278
lb	test	274	251	130	260	19
lmo	val	156	122	71	112	31
lmo	train	23,815	23,058	9,675	21,607	4,387
lmo	test	124	118	56	113	26
lt	val	967	723	491	774	77
lt	train	150,747	137,380	62,512	139,776	12,861
lt	test	817	728	351	772	71
lv	val	609	451	311	501	139
lv	train	95,165	83,567	43,276	88,648	25,237
lv	test	573	489	278	522	172
mg	val	115	96	41	81	45
mg	train	21,397	21,200	5,077	17,919	57
mg	test	143	142	23	127	15,277
mk	val	723	485	431	492	75
mk	train	113,482	97,839	59,047	103,236	25
mk	test	676	591	366	626	6,041
ml	val	564	371	322	424	54
ml	train	90,149	80,683	42,723	84,472	10
ml	test	570	494	292	546	1,990
mn	val	128	104	73	100	8
mn	train	19,695	18,715	8,167	18,307	14
mn	test	109	102	48	105	1,621
mr	val	169	131	93	141	6
mr	train	24,262	22,343	12,210	22,664	63
mr	test	165	148	85	162	11,330
ms	val	728	492	444	562	88
ms	train	113,190	103,204	57,894	103,981	3
ms	test	687	620	389	630	1,537
my	val	107	67	71	79	11
my	train	17,259	16,083	10,015	15,961	739
my	test	104	97	59	97	131,801
nan	val	1,387	831	603	840	631
nan	train	161,287	159,564	19,725	152,725	3
nan	test	809	792	126	765	888
nds	val	144	106	127	99	11
nds	train	19,024	17,954	15,735	15,998	7
nds	test	118	105	97	113	1,554
ne	val	128	100	66	108	9
ne	train	21,415	19,197	9,177	20,430	1,993
ne	test	150	134	72	150	360,360
nl	val	7,888	5,014	3,434	6,524	1,825
nl	train	1,225,211	969,736	405,788	1,169,330	87
nl	test	6,511	4,975	2,300	6,244	15,892
nn	val	796	535	498	589	101
nn	train	117,036	106,463	62,556	105,519	365
nn	test	757	639	413	700	64,330
no	val	2,971	1,940	1,759	2,316	452
no	train	430,419	362,192	219,405	397,910	2
no	test	2,662	2,072	1,510	2,496	6
nv	val	118	106	20	117	2,265
nv	train	20,691	18,386	3,300	20,479	13
nv	test	92	83	21	89	5
oc	val	347	251	215	249	1,354
oc	train	62,915	59,145	32,093	56,856	22
oc	test	363	326	209	325	2,790

**Table 17: Language Stats**

Lang	Dataset	# Examples	# Uniq. Img	# Ref	# Attr	# Cap
pa	val	193	127	126	136	505,890
pa	train	27,122	25,126	15,053	25,113	2,642
pa	test	211	184	120	206	416
pl	val	7,036	4,773	3,308	5,783	73,480
pl	train	1,114,489	938,346	429,129	1,054,164	396
pl	test	5,747	4,798	2,235	5,507	16
pt	val	6,515	3,354	3,920	4,134	3,093
pt	train	804,395	672,754	332,753	754,910	26
pt	test	4,592	3,684	2,017	4,372	544
qu	val	117	75	61	94	102,809
qu	train	18,900	15,381	8,596	17,116	540
qu	test	134	103	65	128	797
ro	val	2,294	1,636	924	1,939	141,748
ro	train	375,263	324,990	116,427	357,865	764
ro	test	2,095	1,772	719	2,013	43
ru	val	9,808	6,225	4,445	8,067	8,537
ru	train	1,534,893	1,240,599	569,666	1,467,699	54
ru	test	8,780	6,792	3,610	8,485	7
sco	val	329	240	208	246	1,073
sco	train	47,619	45,243	28,392	42,170	12
sco	test	304	277	197	275	330
si	val	95	66	68	63	66,022
si	train	14,903	13,392	9,344	13,250	326
si	test	124	108	76	115	131
sk	val	1,433	1,111	520	1,234	27,002
sk	train	229,755	209,237	62,766	218,817	167
sk	test	1,233	1,087	385	1,180	59
sl	val	1,055	673	638	746	11,113
sl	train	146,551	130,395	71,919	134,643	51
sl	test	839	735	429	793	100
sq	val	355	262	214	263	18,810
sq	train	48,942	44,433	22,455	45,258	103
sq	test	273	243	133	252	58
sr	val	2,649	1,538	1,617	1,719	11,953
sr	train	358,505	314,625	166,598	324,088	81
sr	test	2,000	1,720	1,010	1,827	450
sr-Latn	val	1,007	723	563	707	87,196
sr-Latn	train	165,373	150,072	75,782	143,264	520
sr-Latn	test	957	840	463	847	11
sv	val	6,330	4,058	3,252	4,817	2,259
sv	train	918,732	791,029	363,165	877,774	10
sv	test	4,914	4,171	2,130	4,732	33
sw	val	201	136	153	131	5,963
sw	train	28,993	27,225	22,141	24,424	31
sw	test	164	151	131	145	17
ta	val	608	362	410	424	2,501
ta	train	85,453	75,394	48,154	77,670	17
ta	test	526	446	318	496	11
te	val	279	160	190	189	1,823
te	train	37,589	33,063	23,336	34,776	14
te	test	267	223	168	255	37
tg	val	155	125	57	132	8,480
tg	train	22,594	21,557	6,660	21,883	58
tg	test	143	137	38	142	142
th	val	793	544	437	579	25,437
th	train	120,592	105,618	54,853	110,325	151
th	test	750	633	366	697	12

**Table 18: Language Stats**

Lang	Dataset	# Examples	# Uniq. Img	# Ref	# Attr	# Cap
tr	val	1,840	1,265	1,023	1,413	2,340
tr	train	270,292	237,703	126,042	250,380	10
tr	test	1,591	1,366	762	1,509	430
tt	val	274	225	85	242	78,021
tt	train	44,622	42,005	9,852	42,849	464
tt	test	285	268	74	274	173
uk	val	5,990	4,135	2,316	4,983	27,968
uk	train	924,811	787,944	279,548	885,861	176
uk	test	4,985	4,177	1,503	4,837	165
ur	val	567	413	291	475	27,394
ur	train	91,264	82,093	36,659	86,497	142
ur	test	580	489	246	558	251
uz	val	272	243	64	249	42,060
uz	train	42,808	42,084	7,722	41,971	205
uz	test	239	238	59	239	310
vec	val	290	268	25	278	61,086
vec	train	48,684	48,262	3,728	47,735	330
vec	test	265	264	40	256	3
vi	val	3,351	2,321	1,467	2,719	619
vi	train	515,937	453,326	177,565	491,288	4
vi	test	2,696	2,311	1,051	2,593	18
vo	val	180	157	167	86	4,636
vo	train	30,564	29,293	27,485	16,248	17
vo	test	134	127	116	83	2
war	val	443	354	72	400	1,213
war	train	75,167	68,979	9,022	71,917	13
war	test	334	312	45	316	11
xmf	val	86	77	33	68	1,807
xmf	train	15,221	14,405	5,562	13,801	11
xmf	test	92	89	27	89	292
yue	val	333	260	243	255	58,212
yue	train	52,494	49,464	34,196	46,744	357
yue	test	309	293	215	286	291
zh	val	5,493	3,504	3,164	4,306	58,289
zh	train	834,324	691,440	411,939	784,829	358
zh	test	4,947	3,905	2,733	4,716	
zh-TW	val	5,493	3,508	3,157	4,312	
zh-TW	train	834,941	691,337	412,317	785,378	
zh-TW	test	4,955	3,903	2,736	4,721	