

# A Data-driven Approach to Estimate User Satisfaction in Multi-turn Dialogues

Ziming Li<sup>1</sup>, Dookun Park<sup>2</sup>, Julia Kiseleva<sup>3</sup>, Young-Bum Kim<sup>2</sup>, Sungjin Lee<sup>2</sup>

<sup>1</sup>University of Amsterdam, <sup>2</sup>Amazon Alexa AI, <sup>3</sup>Microsoft Research  
z.li@uva.nl, julia.kiseleva@microsoft.com, {dkpark,youngbum,sungjinl@amazon.com}

## Abstract

The evaluation of multi-turn dialogues remains challenging. The common approach of labeling the user satisfaction with the experience on the dialogue level does not reflect the task’s difficulty. Therefore assigning the same experience score to two tasks with different complexity levels is misleading. Another approach, which suggests evaluating each dialogue turn independently, ignores each turn’s long-term influence over the final user experience with dialogue. We instead develop a new method to estimate the turn-level satisfaction for dialogue, which is context-sensitive and has a long-term view. Our approach is data-driven which makes it easily personalized. The interactions between users and dialogue systems are formulated using a budget consumption setup. We assume the user has an initial interaction budget for a conversation based on the task complexity, and each dialogue turn has a cost. When the task is completed or the budget has been run out, the user will quit the interaction. We demonstrate the effectiveness of our method by extensive experimentation with a simulated dialogue platform and a realistic dialogue dataset.

## 1 Introduction

Due to the recent advance of language understanding techniques (Devlin et al., 2018) and enhanced dialogue systems (Liu and Lane, 2017, 2018) digital assistants, such as Amazon Alexa, Apple Siri, and Google Now, are able to perform more complex tasks initiated by users. The repeated interactions between a user and an assistant can be viewed as a request-response schema: the user takes an action, followed by a response from the assistant. Obviously, being able to evaluate user satisfaction (Kiseleva et al., 2016b,a) is an essential part of the further successful development of digital assistants. However, it still remains challenging since only users

themselves can observe or judge their own experience. Therefore, the absence of a reliable and scalable understanding of the user feedback loop makes it harder for the system to adjust its response strategies to maximize user satisfaction directly.

Originally, Walker et al. (1997) propose to evaluate the performance of dialogue systems two-fold: (1) maximizing task success rate and (2) minimizing the interaction cost. Interaction cost is composed of efficiency measures (e.g., number of interactions) and qualitative measures (e.g., inappropriate utterance ratio). However, these strategies strongly rely on domain knowledge, which limits their adaptation across different conversation scenarios. Moreover multi-turn dialogues, it is challenging to consider all these metrics and combine them into a single evaluation method. When tasks are getting more complicated, the interaction histories could consist of half-a-dozen turns. Therefore, it is likely for the dialogue system to take non-optimal actions during this long interaction. Each turn in the dialogue may contribute differently to the final dialogue status, denoting success, or failure (Kiseleva et al., 2016a). For example, a greeting turn, such as “*good morning*”, should have a lower importance weight than a turn providing a specific service, such as “*setting the alarm at 7 am*”. Hence, it is reasonable to consider turn priorities while judging the system’s performance. Furthermore, we should take into account task complexity in the evaluation process to normalize the performance. It is easier for the dialogue system to make mistakes when the given task is relatively complex. However, users understand that completing this task will take time and it will not be easy. So users may bear minor mistakes for complex tasks. In contrast, users expect the digital assistant to finish simple tasks, such as “*showing the weather information*” seamlessly. Otherwise, they will not trust the system and then it leads to a poor experience (Kiseleva

et al., 2016b).

In this paper, we propose a new approach to estimate user satisfaction in multi-turn dialogue scenarios happening in user interactions with digital assistants. Our primary motivation is that users have task-sensitive *patience budgets* when they start new interactions with digital assistants and each dialogue turn has a cost. In more detail, the interaction budget is conditioned on the task complexity and when the task is completed or the budget has been run out, the user will quit the interaction. Since our satisfaction function works at the turn level and takes dialogue context as input, our method is context-sensitive. More importantly, the proposed method has a long-term view because each turn will consume some remaining budget and directly affect the dialogue status. This data-driven setup makes it possible for us to get rid of relying on a massive amount of domain knowledge to handcraft evaluation metrics.

Overall, our work provides the following contributions:

- C1** We propose a patience-relevant formulation to interpret the interactions between users and digital assistants;
- C2** We propose a data-driven method for estimating user satisfaction;
- C3** We demonstrate the effectiveness of our approach in both simulated dialogues and realistic dialogues.

The remainder of this paper is organized as follows. Section 2 describes earlier work. We formalize the proposed method to estimate user satisfaction in Section 3. Then, Section 4 introduces experimental pipeline to validate our method. Finally, Section 5 reports our results and findings. We conclude and discuss possible future work in Section 6.

## 2 Related Work

Evaluation is a crucial component while developing a digital assistant because it reflects the system’s quality and provides insights into how it can be improved further (Li et al., 2019; Kiseleva et al., 2016a). This paper is relevant to two strands of research. First, we discuss research on estimating user satisfaction for interactive systems, including intelligent assistants. Second, our work is related to studied approaches to evaluate of dialogue systems.

**User Satisfactions** aims to measure the quality of user experience while they interact with a system. Kelly (2009) defines the satisfaction for

interactive systems as ‘*satisfaction can be understood as the fulfillment of a specified desire or goal*’. Also, Kelly et al. (2015) provides evidence that the most complex search tasks were similar to the work (Campbell, 1988) characterization of complex tasks with respect to having multiple interdependent parts that needed to be addressed separately. This definition is also suitable for digital assistants since they interact with users to achieve certain goals through multi-turn dialogues.

In general, we can group methods of estimating user satisfaction into two groups (Yang et al., 2012): subjective metrics and interactive ones. For most subjective metrics, a reliable and valid questionnaire is distributed to users after the interactions to collect quantifiable user judgments (Hone and Graham, 2001), e.g., perceived system response accuracy, likeability, annoyance, habitability. However, relying on subjective metrics might be difficult in practice because asking users for explicit feedback may annoy users and hurt user experience unexpectedly.

In contrast, inferring user satisfaction with automatic metrics is a desirable solution (Kiseleva et al., 2016a,b) since it can be performed at scale. Earlier, Walker et al. (1997) propose a general framework for evaluating and comparing the performance of spoken dialog systems, and it can compare agents performing different tasks by normalizing for task complexity. These metrics measure user experience by studying the logged interaction histories from different aspects (Möller, 2005; Danieli and Gerbino, 1995; Hastie, 2012). Another view to user satisfaction is reflected by user engagement metrics, which show different aspects of user experience. For instance, they can reflect (1) *user loyalty* (Song et al., 2013), (2) *user activity* (Lehmann et al., 2013) or the absence time (Dupret and Lalmas, 2013).

**Dialogue Systems** are generally separated into two types task-oriented and open-domain. The task-oriented systems usually have clear criteria for evaluation such as inappropriate utterance ratio, turn correction ratio, concept accuracy, and task success rate (Takanobu et al., 2019; Li et al., 2016; Su et al., 2018; Li et al., 2020). Open-domain dialogues are generally harder to evaluate due to their nature (Li et al., 2019, 2018). Despite significant efforts to introduce automatic metrics in this space (Reiter, 2018; Novikova et al., 2017; Lowe et al., 2017), the current standard approach to eval-

uate open-domain dialogues is to employ human evaluations (Zhang et al., 2018; Li et al., 2019).

Our work aims to bridge the gap between the two areas of research described above by proposing a new method that is able to estimate user satisfaction for multi-turn dialogues scenarios employed by digital assistants.

### 3 Method

#### 3.1 Users’ patience in multi-turn dialogue scenarios

Digital assistants help users to obtain knowledge or accomplish tasks more effectively and efficiently. Our assumption is that users will estimate the interaction cost before starting a new task, and the cost is sensitive to the task complexity. This estimated cost can be interpreted as a *patience budget* that the user is willing to spend on this task. Each dialogue turn in the interaction will consume part of the patience. For simple tasks, such as setting the alarm, the patience budget is relatively low, and the user expects the digital assistant to accomplish this type of task in fewer turns. In contrast, if the task is complex and requires multi turns of interaction, such as booking a movie ticket, the user is more patient, and minor mistakes made by the dialogue system are still bearable. Given the above assumption, users will terminate the interaction in two different situations:

1. The user’s patience has been run out, but the task hasn’t been accomplished yet.
2. The task is accomplished successfully.

#### 3.2 Introducing user preference

It is natural to assume that users have different preferences which lead to difference in their behaviour. The patience budget and turn-level cost can vary for different user preferences:

1. Users have a different preference about the system’s actions, which will lead to different evaluation scores for the same response given similar dialogue context.
2. Users have different responses (that will lead to other next states given the same dialogue context, which means the system transitions are different because users serve as the environments in this setup.

#### 3.3 Task formulation

In the scenarios of multi-turn dialogues, one interaction trajectory  $\zeta$  between a user and a system can be formulated as a sequence of state-action pairs:

$$\zeta = \{(s_0, a_0, s_1, a_1 \dots s_t, a_t \dots), goal\}, \quad (1)$$

where  $s_t$  is the dialogue state, and  $a_t$  denotes the system’s action at time step  $t$ . The dialogue state  $S_t$  contained the context information from step 0 to step  $t$ , and it could be a structured output from a rule-based dialogue state tracker or a learned representation with data-driven models, such as LSTM (Hochreiter and Schmidhuber, 1997). The action  $a_t$  is from the pre-defined action space, including all actions the system can execute. *goal* represents the goal that this user wants to achieve in the current interaction.

Since users do not provide explicit feedback for each dialogue turn, our task is to recover a function  $f(s_t, a_t)$  that estimates the user turn-level satisfaction and a patience estimating function  $h(goal)$ . The satisfaction function  $f(s_t, a_t)$  takes the dialogue state and action at time  $t$  as input and outputs the turn-level cost. We feed user’s goal, *goal*, to the patience function  $h(goal)$  to obtain the initial user patience budget. Next, we show how we can jointly estimate  $f(S, A)$  and  $h(goal)$ .

#### 3.4 Training objectives

Given a dialogue with  $m$  turns, and the corresponding task status, *failed* or *successful*, denoted as  $-1$  or  $+1$  respectively, we set the training constraints as following:

$$\sum_{t=1}^m f(s_t, a_t) + h(goal) \geq 0 \text{ if } status = 1, \quad (2)$$

$$\sum_{t=1}^m f(s_t, a_t) + h(goal) < 0 \text{ if } status = -1. \quad (3)$$

Following our assumptions about user patience described in Section 3.1:

- Eq. 2 corresponds to the successful dialogues where the user still has budget left when he quits the interaction; and
- Eq. 3 is responsible for failed dialogues.

For both successful and failed dialogues, the user still has patience left at time step  $m - 1$ . Otherwise,

the dialogue turn at  $m$  will not happen and the interaction is terminated earlier. This brings us an additional constraint:

$$\sum_{t=1}^{m-1} f(s_t, a_t) + h(goal) > 0. \quad (4)$$

Besides, we assume the patience budget is always positive (Eq. 5) and the turn-level cost is negative (Eq. 6):

$$h(goal) > 0, \quad (5)$$

$$f(s_t, a_t) < v_b < 0. \quad (6)$$

In Eq. 6,  $v_b$  is a constant that reflects every dialogue turn has an inherent cost regardless of the action quality.

Next, we convert the training constraints to hinge loss. Eq. 2 and Eq. 3 can be merged to formulate the first training loss:

$$loss_1 = \max(0, -status * (\sum_{t=1}^m f(s_t, a_t) + h(goal))). \quad (7)$$

Eq. 4 helps to form the second loss as:

$$loss_2 = \max(0, -1 * (\sum_{t=1}^{m-1} f(s_t, a_t) + h(goal))). \quad (8)$$

Eq. 5 and Eq. 6 can be merged to reflect the third loss:

$$loss_3 = \sum_{t=1}^m \max(0, f(s_t, a_t) - v_b). \quad (9)$$

For the final training loss, we have two different setups:

- $loss_{full}$  equals to the sum of all three loss functions defined in Eq. 7, 8, and 9;
- $loss_{light}$  is the sum of  $loss_1$  and  $loss_3$

The role of  $loss_{light}$  is to verify the effectiveness of the additional constraint denoted by Eq. 4.

### 3.5 Users are forward-looking

In Section 3.1, we defined two conditions when users will terminate the interaction. However, in real life, for the first condition, users may quit the interactions earlier than what we think, even if there is still patience remaining. As mentioned in Section 3.1, we assume that users will estimate the

interaction cost before starting the task, and this interaction cost is interpreted as a patience budget. The downside of this assumption is that we regard the interaction cost as a fixed value, which may not conform to realistic human behavior patterns. In fact, users are forward-looking, and they dynamically adjust the cost estimation that they have to investigate in the ongoing interaction. For example, during an interaction, the user will estimate how much cost he still needs to spend on the remaining task. This potential cost is affected by the task complexity as we specified in Section 3.1. We believe it is also sensitive to the system's performance that the user has observed so far. If the system performs worse than the user expected, it gives the user a good reason to believe that he needs to spend more on the remaining tasks. The consequence is that the user will terminate the interaction earlier to avoid non-necessary loss if the remaining tasks' newly estimated cost is higher than the remaining patience.  $h'(goal')$  estimates the potential cost that the user needs to investigate on the remaining tasks.

For forward-looking users, the loss functions,  $loss_1$  and  $loss_2$ , are changed to:

$$loss_1 = \max(0, -status * (\sum_{t=1}^m f(s_t, a_t) + h(goal) - h'(goal'))). \quad (10)$$

$$loss_2 = \max(0, -1 * (\sum_{t=1}^{m-1} f(s_t, a_t) + h(goal) - h'(goal'))). \quad (11)$$

The function  $loss_3$  is the same. For the training objective, we use,  $loss_{full}$ , the sum of all three loss functions as the final loss function.

## 4 Experimental Pipeline

In this work, we conduct experiments to validate the effectiveness of our method in two different environments. We start from a simulated interactive system, where a rule-based user simulator is built to interact with the dialogue system. The first benefit is that we can mimic different user behaviors by manipulating the user simulator. Each type of user behavior can be represented with one specific satisfaction function. This makes it possible for us to compare the recovered satisfaction function with the ground truth. In the second setup, we apply

our method to a machine-human dialogue dataset where the overall user experience level is provided.

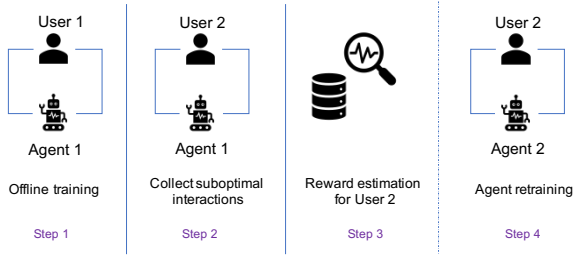


Figure 1: The pipeline of a simulated interaction environment

#### 4.1 Experiments in a simulated environment

In this section, we will simulate the whole process of deploying a dialogue system online and improve the user experience with estimated user preference. As shown in Figure 1, the pipeline consists of 4 steps: (1) offline training, (2) collecting suboptimal interactions, (3) reward estimation, and (4) dialogue agent retraining. Next, we will first introduce each step’s main components from an overall view and then give more details of how we set up each of them in the experiments.

##### 4.1.1 A pipeline to maintain a dialogue system

**Offline training** While building a dialogue system, the system designer should take into account the preferences and habits of the target user group. As shown in step 1, there is an existing user,  $User_1$ <sup>1</sup>. This user’s preference is well studied and given in the format of a function  $R_1$ . In the experiment,  $User_1$  is a rule-based simulator and its interaction pattern is consistent with the reward function  $R_1$ <sup>2</sup>. By incorporating the reward function  $R_1$  to the dialogue agent’s training process,  $Agent_1$ , we obtain a dialogue agent that can provide reasonable service to  $User_1$ .

**Collecting suboptimal interactions** In this step, given the dialogue agent trained with the existing user,  $User_1$ , we deploy and expose it to a new user,  $User_2$ . We assume  $User_2$  has different behavior patterns and user preferences with  $User_1$ . This assumption is reasonable because the difference between users in the training step and real users in

<sup>1</sup> $User_1$  can be an individual user or a group of users with similar preference.

<sup>2</sup>In the rest of this paper, we use  $R_i$  to denote the learned satisfaction function  $f(s_t, a_t)$  for  $User_i$ .

testing time (after being deployed online) always exists. Since the dialogue agent is trained for  $User_1$  and it has no information about  $User_2$ , the interactions between the agent and  $User_2$  are not going smoothly, and we call them suboptimal interactions. Unexpected agent behaviors will definitely hurt the experience of  $User_2$ . To provide better service to broader user groups, it is meaningful for us to figure out their behavior patterns and preferences by analyzing the collected suboptimal interactions.

**Reward estimation** With collected interactions, we now apply our method in Section 3 to recover the reward function  $R_2$  and budget function  $h(goal)$  of  $User_2$ . Step 3 is the key component of this pipeline and our main contribution. The recovered function  $R_2$  can be used to estimate the user experience in multi-turn dialogue scenarios. Furthermore, we can re-optimize the dialogue agent by incorporating  $R_2$  into the training process, leading to an agent with better performance. This is what we are going to do in Step 4.

**Dialogue agent retraining** Depending on how we train our dialogue agent in Step 1, we have different ways to re-optimize it. For rule-based systems, the newly recovered knowledge about  $User_2$  can be incorporated into the system by explicitly adjusting the response rules. In our case, the dialogue agent is trained with reinforcement learning, and we can just replace the used reward function with  $R_2$  during the training process. We expect the re-optimized system,  $Agent_2$ , can achieve better performance than the performance in Step 2.

##### 4.1.2 Training setup

**MultiWOZ** is a multi-domain dialogue dataset spanning 7 distinct domains: Attraction, Hospital, Police, Hotel, Restaurant, Taxi, Train, and it consists of 10, 438 dialogues (Budzianowski et al., 2018). This dataset’s interactions mainly mimic how a dialogue agent helps tourists accomplish some tasks, such as booking a restaurant or recommending a hotel with specific requirements.

**Convlab** Convlab is an open-source multi-domain end-to-end dialogue system platform offering the annotated MultiWOZ dataset and associated pre-trained reference models (Lee et al., 2019). A rule-based user simulator is embedded in this platform. This platform allows us to validate the dialogue agent’s performance concerning different user groups with diverse preferences and interests. The action space in ConvLab consists of 300 predefined action templates, such as *request(date, food\_type)*

and  $inform(phone, address)$ <sup>3</sup>.

**Dialogue agent training** In this work, we use Deep Q-learning (DQN) (Mnih et al., 2015), which is an off-policy Reinforcement Learning (RL) algorithm, to train the dialogue agent in both Step 1 and Step 4. We implemented the DQN algorithm by utilizing the RL training modules in ConvLab.

**User 1** We assume that  $User_1$  has no specific requirements about the interactions, and he only cares if his task can be accomplished successfully with fewer turns. According to this user profile, we handcraft the corresponding user reward function  $f_1(\cdot)$ . Assuming the interaction between the agent and  $User_1$  terminates at time step  $m$ , and the task status is *Successful*, a large positive value will be returned to the dialogue agent as the intermediate reward for the final system action:

$$f_1(s_m, a_m) = |r|. \quad (12)$$

In contrast, if the final dialogue status is *Failed*, then

$$f_1(s_m, a_m) = -|r|. \quad (13)$$

For all the other turns before the terminal state, a small negative reward is returned to encourage shorter interactions,

$$f_1(s_t, a_t) = -|p|, \text{ for } t < m. \quad (14)$$

The value of  $p$  should be much smaller than  $r$ .

**User 2** Different from  $User_1$ ,  $User_2$  not only cares about if the task can be finished successfully, but also the interaction experience. Following the assumptions in Section 3.2, we build a user simulator with following characteristics:

1.  $User_2$  dislikes systems that provide or request too much information in the same dialogue turn;
2.  $User_2$  still prefers shorter interactions;
3.  $User_2$  prefers to answer or ask only one question at each turn.

We design a reward function  $f_2(\cdot)$  to interpret the first three characteristics:

$$f_2(s_t, a_t) = -slot\_number(a_t) - 1 \quad (15)$$

<sup>3</sup> $request(date, food\_type)$  means the system is asking for the information about the date and the food type that the user prefers, while  $inform(phone, address)$  denotes that the system is providing the user with the phone number and address.

and  $slot\_number(a_t)$  returns the number of slots in the given action  $a_t$ . For example, the slot number of action  $request(movie\_date, number\_of\_person, theater\_name)$  equals to 3 while  $inform(restaurant\_price, restaurant\_food)$  is 2. The term  $-1$  is to encourage shorter interactions corresponding to the third characteristic. In terms of the last two characteristics, we implemented them by modifying the rules in the user simulator.

**User 3** We design a new user,  $User_3$ , who is forward-looking as described in Section 3.5. After each interaction turn,  $User_3$  will estimate the potential cost to finish remaining tasks. This feature is incorporated to the rule-based user simulator. We use  $goal$  and  $goal'$  to denote the initial tasks and the remaining tasks in the same dialogue respectively. We define  $goal - goal'$  as tasks that have been completed already. The function  $h'(goal')$  is defined as:

$$h'(goal') = \frac{cost_{spent}}{h(goal - goal')} * h(goal') * \gamma, \quad (16)$$

where  $cost_{spent}$  refers to the cost that user has already spent on the finished tasks. In most cases, if the system performs worse than the user expects, this will lead to a higher ratio value, which equals to  $\frac{cost_{spent}}{h(goal - goal')}$ .  $\gamma$  is a number between  $(0, 1]$  to scale down the expected cost. Without this scaling step, most interactions will be terminated in very few turns. Except this forward-looking feature,  $User_3$  shares the same behavior pattern with  $User_2$ .

**Patience budget** For the initial budget function, we set it to the sum of slot number and domain number in the given goal, which can be denoted as:

$$h(goal) = slot\_number(goal) + domain\_number(goal). \quad (17)$$

We assume  $User_1$ ,  $User_2$  and  $User_3$  have the same patience function in their minds. It is easy to personalize this function by feeding user profiles to the function together with the goal information. We leave this extension as future work. For each user, we implement two different Multilayer Perceptrons (MLPs) to approximate the reward function and budget function respectively. In terms of the inherent turn cost  $v_b$ , our candidate list is  $[-0.5, -1.0, -2.0, -10.0]$ .

## 4.2 Experiments on a real human-machine dialogue dataset

In this experiment, we verify the effectiveness of our method with a realistic dialogue dataset.

**DSTC-8** At the 8th Dialog System Technology Challenge (DSTC-8) (Kim et al., 2019), one task aims to build end-to-end task completion dialog systems based on ConvLab and MultiWoZ dataset. During the human evaluation, the submitted system will be evaluated in Amazon Mechanic Turk<sup>4</sup>. Crowd-workers communicate with the simulated system and provide a 5-scale rating based on the whole experience, from language understanding and response appropriateness. Meanwhile, the status *failed* or *successful*, of which each conversation is judged. We collected all the completed conversations between submitted systems and MTurk workers and built a realistic dialogue dataset. We have 1200 dialogues in the training set, 150 dialogues in the testing set, and 150 dialogues in the validating set. The dialogues in this dataset are text-based, and the corresponding task goal for each dialogue is provided. It should be noted that we have no access to each turn’s experience score, and we only know the overall experience level. We check the correlation between the remaining budget and the experience score during the evaluation to validate if our method can provide a reliable judging service.

**Dialogue representations** Different from the setup in ConvLab, the DSTC-8 data is text-based, and there is no available structured representation for the dialogue states and actions. We fine-tune a BERT (Devlin et al., 2018) model to generate the representations for state-action pairs. To obtain a text-based dialogue dataset for the fine-tuning step, we pair a well-trained dialogue agent with a user simulator and collect the user and system action in each turn. Then we use the natural language generation (NLG) module in ConvLab to translate the collected actions to natural language. We train the BERT model to predict if the given utterance is the dialogue history’s subsequent turn.

## 5 Results and Analysis

### 5.1 Results in a simulated setup

#### 5.1.1 Success rate of different dialogue agents

As mentioned in Section 4.1.1, we first train a dialogue agent for the existing user,  $User_1$ , and this corresponds to the first step in Figure 1, of-

Success rate User	Agent			
	Agent 1	Agent 2	Agent 3	Agent 4
User 1	87.9%	-	-	-
User 2	11.1%	40.5%	-	-
User 3	7.6%	-	31.8%	26.7%

Table 1: The success rate of different dialogue agents with three users. Agent 1 is the dialogue agent trained with User 1; Agent 2 is the re-trained agent according to recovered reward function of User 2; Agent 3 and Agent 4 are re-trained agent according to recovered reward function of User 3.

Reward value	-1.0	-2.0	-3.0	-4.0	-5.0	-6.0	-7.0
#Freq in data(%)	33.25	37.00	7.76	14.72	7.11	0.14	0.02

Table 2: The frequency of different reward values in the collected data.

fine training. Since we know the preference of  $User_1$ , given by  $R_1$ , we can achieve quite a high success rate, 87.9%, as shown in Table 1. In the next step, we pair this trained agent with an unseen user  $User_2$ , and the success rate drops to 11.1%. The first reason is that  $User_2$  has a specific preference about system’s service defined by  $R_2$  and inappropriate system actions will soon run out the patience budget of  $User_2$ . Another reason is that  $User_2$  has different behavior pattern from  $User_1$ .  $User_2$  only asks or answers one question at each turn, which will lead to longer interactions and is more likely to exceed the maximum turn number that each interaction could have. These two factors lead to unsuccessful interactions between  $User_2$  and agent 1. We collect these failed or suboptimal dialogues and will estimate the preference of  $User_2$  in the third step. According to Eq. 15, the value of  $R_2$  is discrete and we report the frequency of different reward values in Table 2. The frequency difference may affect the quality of estimated reward functions, and we will give more details later.

We pair  $User_3$  who is forward-looking with the pre-trained agent,  $Agent_1$ , and collect a bunch of interaction trajectories. Because  $User_3$  is forward-looking,  $Agent_1$  achieves lower success rate, 7.6%, as shown in Table 1.

#### 5.1.2 Reward estimation

**Estimating reward function with different inherent turn cost** To estimate the turn-level reward, we first need to assign a value to the inherent turn cost  $v_b$ . Table 3 presents estimated reward when the inherent cost is  $-0.5$  and training loss is  $loss_{full}$ . To further analyze the correlation between the estimated reward and true reward,

<sup>4</sup>Amazon MTurk: <https://www.mturk.com/>

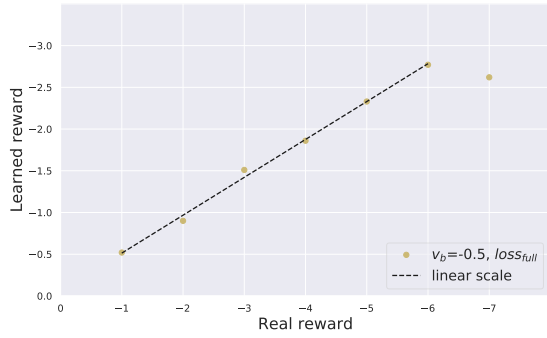


Figure 2: The estimated reward with  $v_b = -0.5$  and  $loss_{full}$ .

Real Reward	-1.0	-2.0	-3.0	-4.0	-5.0	-6.0	-7.0
Estimated Reward	-0.52	-0.90	-1.51	-1.86	-2.33	-2.77	-2.62
Std	0.07	0.08	0.55	0.2	0.27	0.43	0.15

Table 3: The estimated reward and on testing dataset with  $v_b = -0.5$  and  $loss_{full}$ .

we plot them in Figure 2. The real reward can be obtained by linearly rescaling the estimated reward. The reward  $-7.0$  is not considered while drawing the fit line because of the relatively huge value gap. The low quality of the estimated value at reward level  $-7.0$  is reasonable because we only have 2% of dialogue turns that have reward  $-7.0$  in the training data, as shown in Table 2. According to the calculated stand deviation in Table 3, our method can estimate the reward value more precisely when there are more dialogue turns with the same reward existing in the collected dataset. To verify if this linear correlation between estimated reward and true reward still holds for other value options of  $v_b$ , we plot the corresponding correlations when  $v_b$  is chosen from  $-1.0$ ,  $-2.0$  and  $-10.0$  in Figure 3. We observe that the linear relation between estimated values and true reward still exists for the given three inherent costs. Surprisingly we precisely recover the ground truth reward when the inherent cost is set to  $-1.0$ . This is because for  $User_2$ , we add an additional reward,  $-1.0$ , for each dialogue turn to encourage shorter interaction, as shown in Eq. 15. Since we have no access to the true inherent turn cost for realistic interactions, we can just regard it as a hyper-parameter. The quality difference between system actions can be estimated as long as the observed line relation exists.

### Estimating reward function with different loss functions

In Section 3.4, we defined a set of loss

(a) $loss_{full}$ , $v_b = -1.0$							
Real Reward	-1.0	-2.0	-3.0	-4.0	-5.0	-6.0	-7.0
Estimated Reward	-1.04	-1.79	-2.96	-3.69	-4.62	-5.24	-5.44
Std	0.15	0.16	0.9	0.36	0.44	0.95	0.33
(b) $loss_{light}$ , $v_b = -1.0$							
Real Reward	-1.0	-2.0	-3.0	-4.0	-5.0	-6.0	-7.0
Estimated Reward	-1.41	-2.25	-4.56	-5.14	-6.58	-7.02	-3.39
Std	0.46	0.54	2.3	0.94	0.86	3.03	0.13

Table 4: The estimated reward on testing dataset with different training losses. The top one is trained with  $loss_{full}$  while the bottom one is with  $loss_{light}$ .

Setups	$v_b = -1.0$	$v_b = -2.0$	$v_b = -10.0$	forward-looking	no-forward-looking
Accuracy	0.982	0.974	0.975	0.872	0.830

Table 5: The accuracy of predicting if the user will terminate the interaction following the patience assumption: for successful dialogues, the remaining budget is non-negative while it is negative for failed dialogues. The loss function is  $loss_{full}$  for this table.

functions and the second loss  $loss_2$  corresponds to the additional constraint defined by Eq. 4. This constraint is not explicitly shown in our assumptions in Section 3.1. We have  $loss_{light}$  by removing  $loss_2$  from  $loss_{full}$ . We report the results with these two different loss functions in Table 4 when the inherent turn cost is  $-1.0$ <sup>5</sup>. It is obvious that the quality of estimated reward has dropped and the stand deviation is getting higher when the training loss is switched to  $loss_{light}$ . For some reward levels, such as  $-1.0$  and  $-3.0$ , we can observe a relatively huge gap between the estimated values with  $loss_{light}$  and the ground truth. This finding validates the effectiveness of  $loss_2$  and the correctness of the constraint from Eq. 4.

**Estimating initial user patience** According to the training function,  $loss_{full}$ , the value of initial user patience is tied to the scale of the inherent turn cost  $v_b$ . This makes it impossible to compare the estimated patience with the ground truth directly. To validate the quality of patience function  $h(goal)$ , we check if the dialogue status predicted with  $h(goal)$  and  $f(s_t, a_t)$ , following Eq. 3 and Eq. 2, is inconsistent with the real status given by the users. As shown in Table 5, we can achieve quite high accuracy regardless of the inherent turn cost  $v_b$ .

**Re-training dialogue agent for User 2** Based on the results shown above, we can recover a rela-

<sup>5</sup>We choose  $v_b = -1$  in this comparison because the true value of  $v_b$  for  $User_2$  is  $-1.0$ . It will be easier to distinguish the quality of estimated reward functions from  $loss_{full}$  and  $loss_{light}$ .

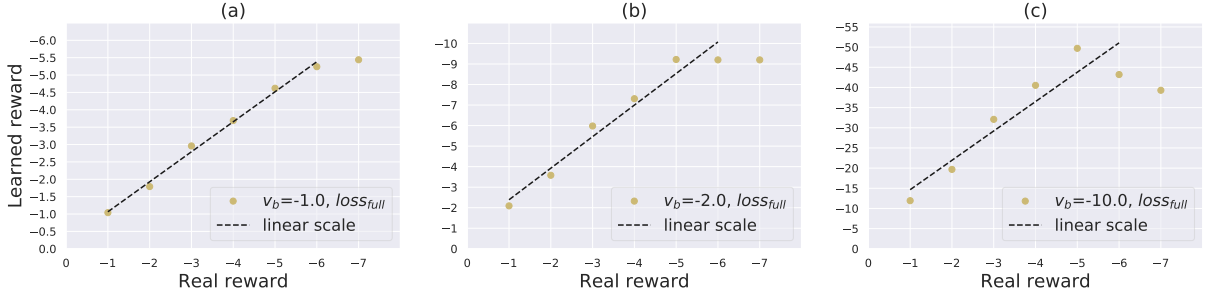


Figure 3: The estimated reward with different inherent turn cost. The loss function is  $loss_{full}$ .



Figure 4: The estimated reward with forward-looking function.



Figure 5: The estimated reward without forward-looking function.

tively high-quality reward function for the new user,  $User_2$ . This corresponds to the third step of our experimental pipeline. As shown in Figure 1, we can re-train our dialogue agent with the estimated reward function for  $User_2$ . We denote the newly trained agent as  $Agent_2$  and report its performance in Table 1. The estimated reward function improves the success rate to 40.5% within the same evaluation setup. This proves the possibility of re-optimize dialogue systems with recovered user reward functions.

**Estimated reward for User 3** Given the collected interaction trajectories, we recover the reward functions for  $User_3$  with the redesigned loss functions,

Eq. 10 and Eq. 11. Same with the setup of  $User_2$ , we plot the correlation between estimated reward function,  $R_3$ , and the ground truth of  $User_3$  in Figure 4. Obviously, the linear relation still exists for  $User_3$  even after we incorporate the forward-looking feature. Furthermore, we conduct an additional experiment with the same collected data where users are forward-looking. We train the reward function for  $User_3$  with the original loss functions, Eq. 7 and Eq. 8. The correlation is plotted in Figure 5. Since the original training objectives do not have a forward-looking assumption, the linear relation still holds for this new function  $R_4$ , but it is not as accurate as the reward function trained with the forward-looking feature as shown in Figure 4. We retrain the dialogue systems with these two estimated reward functions,  $R_3$  and  $R_4$ , and denote them as  $Agent_3$  and  $Agent_4$  respectively. Due to the quality difference of estimated reward function,  $Agent_3$  achieves a higher success rate, 31.8%, compared to the performance of  $Agent_4$ , 26.7%, based on the results in Table 1. We report the results of estimated patience in Table 5. As expected, the setup that considers forward-looking features can achieve higher accuracy than the setup without this feature.

## 5.2 Results on DSTC8 data

For the DSTC8 data, we have the user experience level for the appropriateness score and understanding score. Since we have no access to the turn-level score, we compare the remaining budget, calculated by  $\sum_{t=1}^m f(s_t, a_t) + h(goal)$ , with the dialogue-level score to validate if our approach works. As shown in Figure 6(a), the remaining budget increases with the user appropriateness score monotonically. Though the increment is not perfectly linear, the correlation is still relatively strong, given the coefficient value, 0.92. We can find a similar correlation between the user understand-

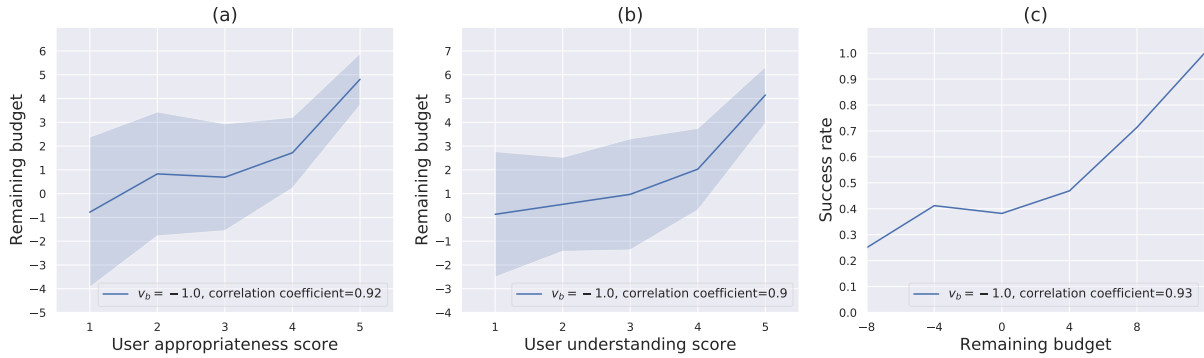


Figure 6: The results on DSTC8 dataset. (a): the correlation between remaining budget and appropriateness score; (b): the correlation between remaining budget and understanding score; (c): the correlation between remaining budget and success rate.

ing score and the remaining budget in Figure 6(b). In terms of the relation between the success rate and the remaining budget in Figure 6(c), it is reasonable that successful dialogues are more likely to achieve a higher remaining budget. One unexpected phenomenon is that a percentage of successful dialogues has no budget left when the dialogue ends. The potential reasons are threefold:

1. MTurk workers are paid to interact with the dialogue agents and they may not follow the budget assumption;
2. There are multiple dialogue agents, and it is not guaranteed that they perform consistently;
3. The DSTC8 dataset is not big enough, and we only have 1200 dialogues for reward estimation.

## 6 Conclusion

In this work, we develop a novel data-driven method to estimate user satisfaction for multi-turn dialogues commonly happening while users interact with digital assistants. Our data-driven method is context-sensitive for each turn and has a long-term view of the whole dialogue history. We model the interactions between users and dialogue systems using a budget consumption setup. We assume the user has an initial interaction budget, and when the task is completed or the budget has been run out, the user will quit the interaction. Relying on this formulation, we managed to infer user satisfaction with their experience given interaction histories. We validate the effectiveness of our method based on both a simulated dialogue platform and a real-world dialogue dataset. We suppose it is a promising direction to incorporate the user profile

information into the learning algorithm to personalize the estimated user satisfaction for future work.

## References

- Paweł Budzianowski, Tsung-Hsien Wen, Bo-Hsiang Tseng, Iñigo Casanueva, Stefan Ultes, Osman Ramadan, and Milica Gasic. 2018. Multiwoz-a large-scale multi-domain wizard-of-oz dataset for task-oriented dialogue modelling. In *Proceedings of the 2018 Conference on Empirical Methods in Natural Language Processing*, pages 5016–5026.
- Donald J. Campbell. 1988. Task complexity: A review and analysis. *The Academy of Management Review*, 1(13):40–52.
- Morena Danieli and Elisabetta Gerbino. 1995. Metrics for evaluating dialogue strategies in a spoken language system. In *Proceedings of the 1995 AAAI spring symposium on Empirical Methods in Discourse Interpretation and Generation*, volume 16, pages 34–39.
- Jacob Devlin, Ming-Wei Chang, Kenton Lee, and Kristina Toutanova. 2018. Bert: Pre-training of deep bidirectional transformers for language understanding. *arXiv preprint arXiv:1810.04805*.
- Georges Dupret and Mounia Lalmas. 2013. Absence time and user engagement: evaluating ranking functions. In *WSDM*, pages 173–182.
- Helen Hastie. 2012. Metrics and evaluation of spoken dialogue systems. In *Data-driven methods for adaptive spoken dialogue systems*, pages 131–150. Springer.
- Sepp Hochreiter and Jürgen Schmidhuber. 1997. Long short-term memory. *Neural computation*, 9(8):1735–1780.
- Kate S Hone and Robert Graham. 2001. Subjective assessment of speech-system interface usability. In *Seventh European Conference on Speech Communication and Technology*.

- Diane Kelly. 2009. Methods for evaluating interactive information retrieval systems with users. *Foundations and trends in Information Retrieval*, 3(1—2):1–224.
- Diane Kelly, Jaime Arguello, Ashlee Edwards, and Wan-ching Wu. 2015. Development and evaluation of search tasks for iir experiments using a cognitive complexity framework. In *Proceedings of the 2015 international conference on the theory of information retrieval*, pages 101–110.
- Seokhwan Kim, Michel Galley, Chulaka Gunasekara, Sungjin Lee, Adam Atkinson, Baolin Peng, Hannes Schulz, Jianfeng Gao, Jinchao Li, Mahmoud Adada, et al. 2019. The eighth dialog system technology challenge. *arXiv preprint arXiv:1911.06394*.
- Julia Kiseleva, Kyle Williams, Ahmed Hassan Awadallah, Aidan C Crook, Imed Zitouni, and Tasos Anastasakos. 2016a. Predicting user satisfaction with intelligent assistants. In *Proceedings of the 39th International ACM SIGIR conference on Research and Development in Information Retrieval*, pages 45–54.
- Julia Kiseleva, Kyle Williams, Jiepu Jiang, Ahmed Hassan Awadallah, Aidan C Crook, Imed Zitouni, and Tasos Anastasakos. 2016b. Understanding user satisfaction with intelligent assistants. In *Proceedings of the 2016 ACM on Conference on Human Information Interaction and Retrieval*, pages 121–130.
- Sungjin Lee, Qi Zhu, Ryuichi Takanobu, Xiang Li, Yaoqin Zhang, Zheng Zhang, Jinchao Li, Baolin Peng, Xiujun Li, Minlie Huang, et al. 2019. Convlab: Multi-domain end-to-end dialog system platform. *arXiv preprint arXiv:1904.08637*.
- Janette Lehmann, Mounia Lalmas, Georges Dupret, and Ricardo A. Baeza-Yates. 2013. Online multi-tasking and user engagement. In *CIKM*, pages 519–528.
- Margaret Li, Jason Weston, and Stephen Roller. 2019. Acute-eval: Improved dialogue evaluation with optimized questions and multi-turn comparisons. *arXiv preprint arXiv:1909.03087*.
- Xiujun Li, Zachary C Lipton, Bhuwan Dhingra, Lihong Li, Jianfeng Gao, and Yun-Nung Chen. 2016. A user simulator for task-completion dialogues. *arXiv preprint arXiv:1612.05688*.
- Ziming Li, Julia Kiseleva, and Maarten de Rijke. 2018. Dialogue generation: From imitation learning to inverse reinforcement learning. *arXiv preprint arXiv:1812.03509*.
- Ziming Li, Sungjin Lee, Baolin Peng, Jinchao Li, Julia Kiseleva, Maarten de Rijke, Shahin Shayandeh, and Jianfeng Gao. 2020. Guided dialog policy learning without adversarial learning in the loop. *arXiv preprint arXiv:2004.03267*.
- Bing Liu and Ian Lane. 2017. Iterative policy learning in end-to-end trainable task-oriented neural dialog models. In *2017 IEEE Automatic Speech Recognition and Understanding Workshop (ASRU)*, pages 482–489. IEEE.
- Bing Liu and Ian Lane. 2018. Adversarial learning of task-oriented neural dialog models. In *Proceedings of the SIGDIAL 2018 Conference*, pages 350–359.
- Ryan Lowe, Michael Noseworthy, Iulian Vlad Serban, Nicolas Angelard-Gontier, Yoshua Bengio, and Joelle Pineau. 2017. Towards an automatic turing test: Learning to evaluate dialogue responses. In *Proceedings of the 55th Annual Meeting of the Association for Computational Linguistics (Volume 1: Long Papers)*, pages 1116–1126.
- Volodymyr Mnih, Koray Kavukcuoglu, David Silver, Andrei A Rusu, Joel Veness, Marc G Bellemare, Alex Graves, Martin Riedmiller, Andreas K Fidjeland, Georg Ostrovski, et al. 2015. Human-level control through deep reinforcement learning. *Nature*, 518(7540):529.
- Sebastian Möller. 2005. Parameters for quantifying the interaction with spoken dialogue telephone services. In *6th SIGdial Workshop on Discourse and Dialogue*.
- Jekaterina Novikova, Ondřej Dušek, Amanda Cercas Curry, and Verena Rieser. 2017. Why we need new evaluation metrics for nlg. In *Proceedings of the 2017 Conference on Empirical Methods in Natural Language Processing*, pages 2241–2252.
- Ehud Reiter. 2018. A structured review of the validity of bleu. *Computational Linguistics*, 44(3):393–401.
- Yang Song, Xiaolin Shi, and Xin Fu. 2013. Evaluating and predicting user engagement change with degraded search relevance. In *WWW*.
- Shang-Yu Su, Xiujun Li, Jianfeng Gao, Jingjing Liu, and Yun-Nung Chen. 2018. Discriminative deep dyna-q: Robust planning for dialogue policy learning. In *EMNLP*.
- Ryuichi Takanobu, Hanlin Zhu, and Minlie Huang. 2019. Guided dialog policy learning: Reward estimation for multi-domain task-oriented dialog. In *Proceedings of the 2019 Conference on Empirical Methods in Natural Language Processing and the 9th International Joint Conference on Natural Language Processing (EMNLP-IJCNLP)*, pages 100–110.
- Marilyn A Walker, Diane J Litman, Candace A Kamm, and Alicia Abella. 1997. Paradise: A framework for evaluating spoken dialogue agents. *arXiv preprint cmp-lg/9704004*.
- Zhaojun Yang, Gina-Anne Levow, and Helen Meng. 2012. Predicting user satisfaction in spoken dialog system evaluation with collaborative filtering. *IEEE Journal of Selected Topics in Signal Processing*, 6(8):971–981.

Saizheng Zhang, Emily Dinan, Jack Urbanek, Arthur Szlam, Douwe Kiela, and Jason Weston. 2018. Personalizing dialogue agents: I have a dog, do you have pets too? In *Proceedings of the 56th Annual Meeting of the Association for Computational Linguistics (Volume 1: Long Papers)*, pages 2204–2213.