

Countering Malicious DeepFakes: Survey, Battleground, and Horizon

Felix Juefei-Xu · Run Wang · Yihao Huang · Qing Guo · Lei Ma · Yang Liu

Received: date / Accepted: date

Abstract The creation and the manipulation of facial appearance through deep generative approaches, known as *DeepFake*, have achieved significant progress and promoted a wide range of benign and malicious applications, *e.g.*, visual effect assistance in movie and misinformation generation by faking famous persons. The evil side of this new technique poses another popular study, *i.e.*, *DeepFake detection* aiming to identify the fake faces from the real ones. With the rapid development of the DeepFake-related studies in the community, both sides (*i.e.*, DeepFake generation and detection) have formed the relationship of battleground, pushing the improvements of each other and inspiring new directions, *e.g.*, the evasion of DeepFake detection. Nevertheless, the overview of such battleground and the new direction is unclear and neglected by recent surveys due to the rapid increase of related publications, limiting the in-depth understanding of the tendency and future works.

To fill this gap, in this paper, we provide a comprehensive overview and detailed analysis of the research work on the topic of DeepFake generation, DeepFake detection as well as evasion of DeepFake detection, with more than 191 research papers carefully surveyed. We present the taxonomy of various DeepFake generation methods and the categorization of various DeepFake detection methods, and more importantly, we showcase the battleground between the two parties with detailed interactions between the adversaries (DeepFake generation) and the defenders (DeepFake detection). The battleground allows fresh perspective into the latest landscape of the DeepFake research and can provide valuable analysis towards the research challenges and opportunities as well as re-

search trends and directions in the field of DeepFake generation and detection. We also elaborately design interactive diagrams (<http://www.xujuefei.com/dfsurvey>) to allow researchers to explore their own interests on popular DeepFake generators or detectors.

Keywords DeepFake Generation · DeepFake Detection · Face · Misinformation · Disinformation · DeepFakes

1 Introduction

Ever since digital visual media came along, there has always been a need to manipulate them for various purposes. Usually, such digital media manipulation requires domain expertise and is quite time and effort consuming, such as using professional software like Adobe Photoshop for editing a photograph, or Adobe Lightroom for retouching it. In the sound and voice domain, similar professional software is available for carrying out various types of signal manipulation such as using Adobe Audition, or AutoTune, *etc.* In the domain of motion pictures, the manipulation of videos oftentimes require very sophisticated theatrical visual effects (VFX) in the post-processing, and when it comes to recreating animated faces with realistic facial muscle movements and expressions, motion capture techniques with the help of high-speed tracking of markers are usually adopted, such as in the James Cameron's Avatar movie.

With the advances of deep learning and high-fidelity image generation capability by means of variants of generative adversarial networks (GAN) (Goodfellow et al., 2014a), anyone can now produce a realistically looking face whose identity does not exist in the world, or perform facial manipulations, such as identity swap, in a video with a high level of realism. The latter is what the community roughly refers to as the DeepFake. The low barriers to entry and wide accessibility of pre-trained high-performance DeepFake generator models are what the problem

Felix Juefei-Xu is with Alibaba Group, USA · Run Wang is with Wuhan University, China · Yihao Huang is with East China Normal University, China · Qing Guo is with Nanyang Technological University, Singapore · Lei Ma is with University of Alberta and Alberta Machine Intelligence Institute (Amii), Canada · Yang Liu is with Nanyang Technological University, Singapore · Corresponding authors: Run Wang (email: wanrun@whu.edu.cn) and Qing Guo (email: tsingqguo@ieee.org).

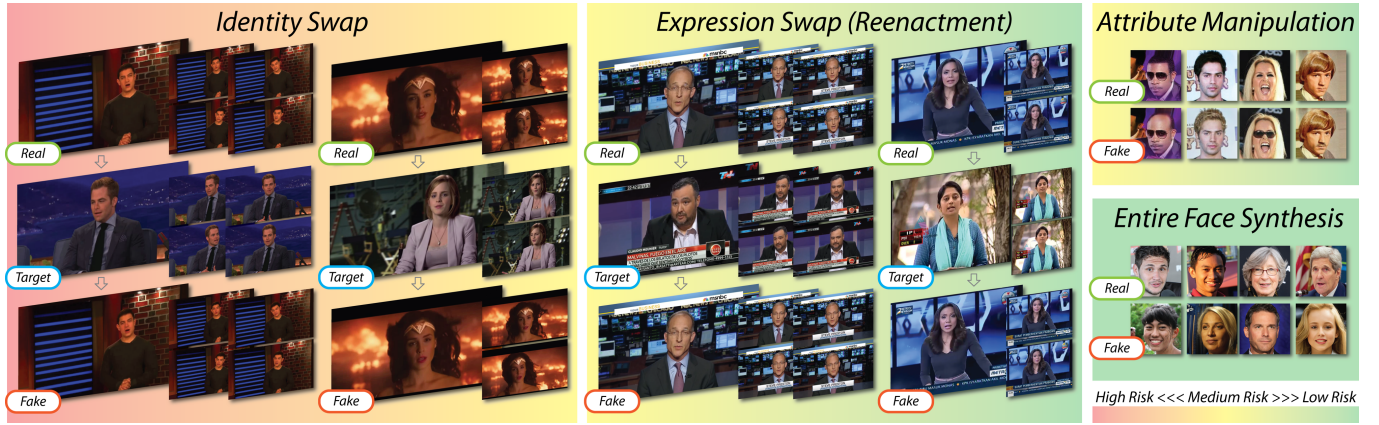


Figure 1: Four main categories of DeepFake generation. The color bar on the lower right corner indicates the risk levels. In terms of popularity as being attempted by DeepFake detectors according to the survey results, the ranking is as the following: identity swap > entire face synthesis > attribute manipulation >> expression swap.

is. DeepFake, when used maliciously, is a pressing and tangible threat to the integrity of media information available to us.

In this survey, we follow the widely adopted conventions and define DeepFake as *the creation and the manipulation of facial appearance (attributes, identity, expression) through deep generative approaches*, and it can be classified into the following 4 categories: (1) entire face synthesis, (2) attribute manipulation, (3) identity swap, and (4) expression swap (*aka* reenactment), as depicted in Figure 1. Here, the facial attributes, such as hair color, facial hair, skin tone, eyewear, *etc.*, exclude identity and expression as attributes. DeepFake manipulations may exhibit different risk levels. For example, the identity swap, being able to alter the hard biometrics (Jain et al., 2007) of the subject, poses the highest risks, followed by expression swap and attribute manipulation which only tampers with the soft biometrics (Jain et al., 2007) of the subject, and the entire face synthesis poses the lowest risk since it is not based on a manipulation of the hard or soft biometrics of the subject. Figure 1 also shows the different levels of the risk factors w.r.t. the four categories of DeepFakes as well as the popularity ranking measured by how often the categories are tested by DeepFake detectors according to the surveyed literature. The identity swap ranks the highest for both risk level and popularity, and the expression swap is the least attempted category. For attribute manipulation and entire face synthesis, usually the DeepFake generation process does not require a target face, and one can tune the desired facial attributes through adjusting the latent vector during the deep generative modeling. For identity swap, the target can either be a video sequence or simply a single face image, with the former renders better swap results. For expression swap, the target is usually in the form of a video sequence. Although it is technically manageable to use just a single face image as the target, the result will look weird since the expression won't be changing throughout the entire DeepFake video.

The DeepFake technology itself, in our opinion, is neutral and can be used both benignly and maliciously. We first discuss some of the positive and benign uses of DeepFake technology. For example, Synthesia (2021) uses DeepFake technology to provide cost-effective synthetic training videos for companies during the Covid-19 pandemic when it is getting harder and more expensive to shoot corporate training videos with real actors. On the same line of thought, there has been an increase in a digital avatar or virtual assistance by means of DeepFake technology (Pinscreen, 2021) to be used for *e.g.*, video conferencing scenarios (Wang et al., 2020f). DeepFake can also be used for assisting the facial visual effects in movie and TV show production for re-creating a role appearance for some celebrities that may have passed away, or for paying tribute to the lost ones in a memorial concert. Sometimes, creative scenes can be made by using DeepFake to join together celebrities across geographic and generation boundaries. For example, Pinscreen (2021) has used DeepFake technology to bring Prime Minister Mark Rutte, and Queen Máxima of The Netherlands, as well as other Dutch celebrities to a live TV broadcast. We have also seen a surge in popularity of DeepFake being used in consumer smartphone applications for everyday entertainment purposes, especially targeted for making viral videos on social media platforms, such as Zao (Zao, 2021), Reface (Reface, 2021), Facebrity (Facebrity, 2021), *etc.*

The aforementioned cases are benign DeepFakes. Powerful as the technology is, there is a thin line between good and evil depending on what the content is, as well as what the intent is, and it is easy to cross over. DeepFake can be maliciously capitalized by bad actors to cause real harm. For example, when it is applied to politicians and fueled with targeted misinformation or disinformation, it can really sway people's opinions and can lead to detrimental outcomes such as manipulated and interfered election without people even knowing about it. To this date, many politicians and state leaders have been misrepresented by DeepFakes. Recently in September of 2020,

DeepFake videos featuring Russian President Vladimir Putin and North Korean leader Kim Jong-un appeared on social media stating the message that “America doesn’t need any election interference from them; it will ruin its democracy by itself”. This was a campaign put forward by the nonpartisan advocacy group RepresentUs to protect voting rights during the then upcoming US presidential election, and the goal of the videos is to shock Americans into understanding the fragility of democracy (MIT TR, 2020). In April 2018, a DeepFake of Barack Obama was created by comedian Jordan Peele in collaboration with BuzzFeed which served as a public service announcement (PSA) to increase awareness of DeepFakes (BuzzFeed, 2018). During the most recent Christmas holidays, a DeepFake Queen Elizabeth II was shown dancing across TV screens as part of a British broadcaster’s warning against the proliferation of misinformation (CNN, 2020). Not just world leaders, celebrities or even average people can also fall victims of malicious DeepFakes. In fact, some of the earliest infamous use cases of malicious DeepFakes have been DeepFake pornography often featuring female celebrities. Financial fraud as a result of DeepFake or looming fake accounts on social media platforms created realistically by using DeepFakes is all examples of malicious use of DeepFake technology.

Lawmakers and governing bodies across the world are responding to the proliferation of malicious DeepFakes with new policies, regulations, and laws. Take the United States for example, in December 21, 2018, US Senator Ben Sasse introduced a bill “S.3805 - Malicious Deep Fake Prohibition Act of 2018” (115th Congress, 2018) that “establishes a new criminal offense related to the creation or distribution of fake electronic media records that appear realistic”. In June 12, 2019, US Congresswoman Yvette Clarke introduced the “H.R.3230 Defending Each and Every Person from False Appearances by Keeping Exploitation Subject to Accountability Act of 2019”, also known as the “DEEP FAKES Accountability Act”. The act aims at “combating the spread of disinformation through restrictions on deep-fake video alteration technology” (116th Congress, 2019a). In July 9, 2019, US Senator Rob Portman introduced the bill “S.2065 - Deepfake Report Act of 2019” (116th Congress, 2019b) that requires “the Science and Technology Directorate in the Department of Homeland Security to report at specified intervals on the state of digital content forgery technology. Digital content forgery is the use of emerging technologies, including artificial intelligence and machine learning techniques, to fabricate or manipulate audio, visual, or text content with the intent to mislead”. State-wide legislature entities have also responded by proposing counter-measures of DeepFakes such as the “Nonconsensual pornography law” in Virginia (The Verge, 2019b), a law “to criminalize publishing and distributing DeepFake videos intended to harm a candidate or influence results within 30 days of an election” in Texas (Texas, 2019), and a similar law in California (California, 2019). Mirroring this new California law on political ads, the

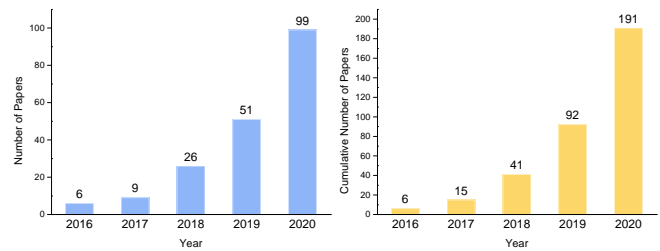


Figure 2: (L) The number of published DeepFake related papers year over year since its inception in 2016. (R) The cumulative number of published DeepFake related papers year over year since its inception in 2016. It shows that over 78% papers were published in the last 2 years.

Chinese government “makes it a criminal offense to publish deepfakes or fake news without disclosure” (The Verge, 2019a). Many more countries followed suit.

Social media platforms are also actively taking measures to tackle synthetic and manipulated media on their platform. For example, Twitter signals viewers that a tweet contains manipulated media content such as DeepFakes by placing a tag on the tweet and providing a link to credible news articles debunking the hoax (Twitter Blog, 2019). Facebook fosters the development of high-performance DeepFake detection tools by hosting the DeepFake Detection Challenge (DFDC) (Dolhansky et al., 2020) in December 2019 with 2114 world-wide participants generating more than 35000 models.

In the computer vision community, the study of DeepFake has certainly gained traction in recent years. Figure 2 shows the year-by-year number of papers on the topic of DeepFakes from its inception in 2016, and we will detail the paper collection schema in Section 2. As shown in Figure 2, around 78% of the papers appeared in the last two years, indicating the trending research interests revolved around the topic of DeepFakes.

This paper seeks to further raise the awareness of the danger of the emerging DeepFake technology by surveying the state-of-the-art DeepFake literature. We organize the literature according to three aspects: the generation of DeepFakes in Section 3 (such as the aforementioned four main DeepFake categories, other generation methods not covered, and datasets), detection of DeepFakes in Section 4 (such as methods based on spatial, frequency, and biological cues, as well as other detection methods not covered), and the evasion of DeepFake detection in Section 6. More importantly, we present the battleground between DeepFake generation methods and DeepFake detection methods in Section 5 where we analyze the tightly-knit interactions between the two parties and how the later DeepFake detectors outcompete the earlier ones, supplemented by statistics and analyses through large-scale visualizations. In Section 7, we recapitulate the findings after surveying each DeepFake-related topics and identify existing challenges and research opportunities while being forward-looking with discussions on the horizons and how the future generation technology surrounding DeepFakes may evolve into.

There has been previous work that surveyed or discussed aspects of the literature on topics related to DeepFake generation and detection. Mirsky and Lee (2020) pivoted their survey to the DeepFake generation aspect with detailed generation DNN model charts. Neekhara et al. (2020) provided a practical perspective that focuses on the adversarial threats to DeepFake detection. Verdoliva (2020) discussed the interplay between multimedia forensics and DeepFakes. In addition, there are also a few relatable DeepFake surveys first published in late 2019 and early 2020 (Nguyen et al., 2019d; Tolosana et al., 2020b; Lyu, 2020). As far as we know, no previous work has demonstrated the battleground landscape between the DeepFake generation and detection methods.

In summary, this paper differentiates itself from the peers with the following features and contributions:

- 1) **Timeliness.** The field of DeepFake generation and detection is fast growing. The paper collects and surveys the most up-to-date research work that shows the state-of-the-art performance in DeepFake generation and detection.
- 2) **Scale.** The paper provides by far the largest scale and the most comprehensive survey of over 191 research papers on the topics of DeepFake generation, DeepFake detection, and evasion of DeepFake detection, with detailed categorizations and analyses.
- 3) **Battleground analyses.** There exists an adversarial and battling nature between DeepFake generation methods and DeepFake detection methods. Each party progresses by out-competing the other side. The paper uniquely captures the tightly-connected interactivities between DeepFake generation and detection methods as well as among various detection methods themselves, revealing evidence for research hot zones and trends for future topics.
- 4) **Horizons.** By virtue of the detailed surveys and analyses of the battleground landscape, the paper exposes challenges, identifies open research problems, and hints promising future research directions on the topics of DeepFake generation and detection.

Figure 3 depicts the tree diagram of the paper structure.

2 Paper Collection and Review Schema

This section covers the survey scope, survey methodology, and paper collection results.

2.1 Survey Scope

The paper focuses on the technical aspect of DeepFakes via surveying related research papers on the topics of DeepFake generation, DeepFake detection, and evasion of DeepFake detection. The social and ethical aspects regarding DeepFakes, although briefly touched in this paper, are not the focus of this

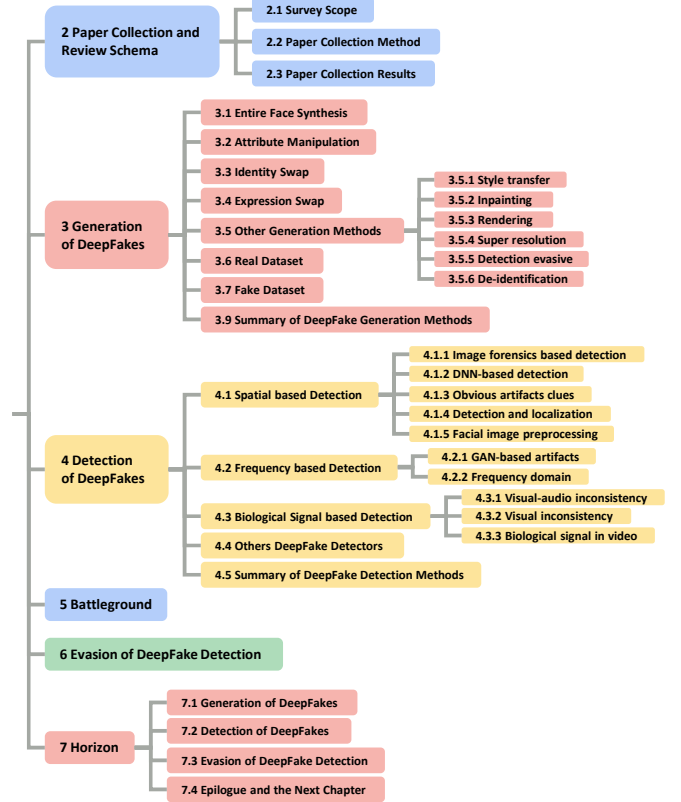


Figure 3: Tree diagram showing the paper structure.

survey. A more loosely defined DeepFake could mean voice, gesture, body, and any type of media manipulation. In this survey paper, we focus solely on the topics of facial DeepFakes.

2.2 Paper Collection Method

To collect research papers on DeepFakes across different research areas as comprehensive as possible, we first collect the papers from a Github repository¹ which lists more than 100 papers about DeepFakes generation, DeepFake detection, and evasion of DeepFake detection. Then, we apply keywords matching to search DeepFake papers from two popular scientific databases (Google Scholar and DBLP) and arXiv where the newest papers are posted. The keywords are listed below.

- DeepFake / fake + facial image / face / swapping / video
- synthesis / GAN-synthesized / AI-synthesized
- manipulation / forgery / tampered face + detection

To ensure a more comprehensive and accurate survey, we also manually browse the recent three years publications in top-tier conferences and the corresponding workshops to avoid the limitations of keywords matching. Additionally, for DeepFake generation papers, we mainly collect the methods which have been mentioned in the previous DeepFake detection papers.

¹ <https://github.com/clpeng/Awesome-Face-Forgery-Generation-and-Detection>

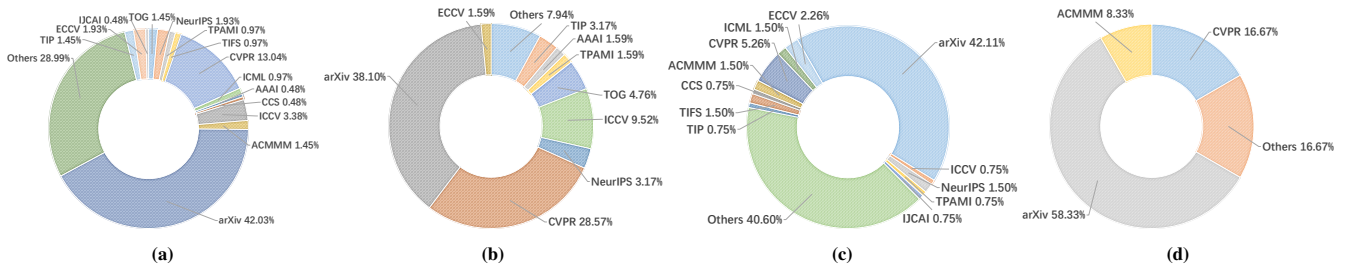


Figure 4: (a) For the papers in DeepFake research area, we can find that a large amount of papers are from Others and arXiv. The papers published on top conferences and journals only account for a third of the total. Furthermore, a lot of top papers are published on CVPR, which accounts for about half the published top papers. (b) For DeepFake generation methods, we can find that a large amount of the papers are from CVPR and arXiv. Two thirds of the generation papers are published on top conferences and journals. (c) For DeepFake detection methods, we can find that a large amount of the papers are from Others and CVPR. The published top papers only make up a small part of the total. This suggests that progress in DeepFake detection is not enough. (d) For DeepFake evasion methods, we can find that the volume of articles is not large and a large amount of the papers are from arXiv. One fourth of the papers are published on top conferences.

2.3 Paper Collection Results

Overall, we have collected 191 papers from Google Scholar and arXiv appeared by December 31, 2020 (AOE). The papers mainly include DeepFake generation, DeepFake detection, and evasion of DeepFake detection topics. Figure 4 shows the distribution of papers published in different research venues. Here we categorize the papers of top references and journals with different categories. Meanwhile, we put other published papers in non-top conferences and journals into the “Others” category. For unpublished papers with exposure on arXiv, we define them as the “arXiv” category.

For DeepFake generation methods, we can find that a large amount of the papers are from CVPR and arXiv. Two-thirds of the generation papers are published on top conferences and journals. This shows that a large proportion of DeepFake generation methods are trustworthy. For DeepFake detection methods, we can find that a mass of the papers are from CVPR and Others. The published top-tier papers only make up a small part of the total. This suggests that progress in DeepFake detection is not enough. For DeepFake evasion methods, we can find that the volume of articles is small and a large amount of the papers are from arXiv. One-fourth of the papers are published on top conferences. This shows that there is still a lot of potential in DeepFake evasion research area.

In summary, for the papers in DeepFake research area, we can find that a large number of papers are from Others and arXiv. The papers published on top conferences and journals only account for a third of the total. Furthermore, a lot of top papers are published on CVPR, which accounts for about half the published top papers.

3 Generation of DeepFakes

In the research area of DeepFake generation, there are two parts to focus on: generation methods and dataset. For DeepFake generation methods, there are mainly four categories based

on their function: entire face synthesis, attribute manipulation, identity swap, and expression swap as depicted in Figure 1. We introduce these methods in Section 3.1, 3.2, 3.3 and 3.4. There are also some methods that have other functions, we summarize them in Section 3.5. The other important part is the dataset. We highlight the major real image/video datasets which are used in the generation methods above and the fake image/video datasets generated by them. The content is introduced in Section 3.6 and 3.7, followed by DeepFake challenges in Section 3.8.

3.1 Entire Face Synthesis

Entire face synthesis aims to generate non-existent face images. The inputs of these networks are random vectors, while the outputs are high-quality fake face images. The classical examples are DCGAN (Radford et al., 2015), WGAN (Arjovsky et al., 2017), PGGAN (Karras et al., 2017), and StyleGAN (Karras et al., 2019).

The very first work which combines CNN and GAN is a deep convolutional generative adversarial network (DCGAN) (Radford et al., 2015). It focuses on unsupervised learning and has comparable performance in image classification tasks with the pre-trained discriminator. The generator of it can easily manipulate lots of the semantic properties (*i.e.*, manipulate attribute of a human face) of generated images profile from its interesting vector arithmetic properties.

Two years later, there has been an explosion of in-depth research on GANs. Some GANs put emphasis on the stability of the GAN training. The groundbreaking work is Wasserstein-GAN (WGAN) (Arjovsky et al., 2017). In the first published GANs, the procedure requires researchers to carefully maintaining a balance between generator and discriminator. The mode dropping phenomenon also occurs frequently. To solve these hot potatoes, WGAN has theoretically minimized a reasonable and efficient approximation of the EM distance, which only needs a few optimization designs on the original GANs.

There are many types of research based on the WGAN. WGAN-GP (Gulrajani et al., 2017) has indicated that WGAN sometimes still generates poor samples or fails to converge. The reason is that WGAN uses weight clipping to enforce a Lipschitz constraint. To improve the weight clipping operation, they have proposed to penalize the norm of the gradient of the discriminator with respect to its input fake image. The new designs train stably when generating high-quality home images. Simply using Wasserstein probability can not simultaneously satisfy sum invariance, scale sensitivity, and unbiased sample gradients. To improve it, CramerGAN (Belle-mare et al., 2017) has combined the best of the Wasserstein and Kullback-Leibler divergences to propose the Cramér distance. The CramerGAN performs significantly better than the WGAN. BEGAN (Berthelot et al., 2017) is also an improved version of WGAN (Arjovsky et al., 2017). To further balance the power of the discriminator against the generator, they have suggested pairing an equilibrium enforcing method with a loss derived from the Wasserstein distance together. They also have proposed a new way to control the trade-off between image diversity and visual quality.

Some other works focus on how to generate high-resolution images. The resolution of the images generated by them is at least 1024×1024 . Meanwhile, the images are detailed, and it is quite difficult to distinguish between the genuine and the fake, which is very amazing. PGGAN (Karras et al., 2017) is the very first and famous work that proposes an effective method to generate high-resolution images. The resolution of the generated images is 1024×1024 . It has proposed to progressively grow both the image resolution of the generator and discriminator. The images are starting from a low resolution and being detailed step by step with the new layers added in the model. This method is very reasonable in that it can speed up the training as well as greatly stabilize the GAN. However, the training procedure is still not good enough that some of the generated images are far from real. BigGAN (Brock et al., 2018) has attempted to generate high-resolution diverse images from datasets such as ImageNet (Deng et al., 2009). They have applied orthogonal regularization to enforce the generator to be satisfied with a simple “truncation trick”. Thus, the user can control the trade-off between image fidelity and variety by reducing the variance of the generator’s input.

To control the properties of generated images elaborately, StyleGAN (Karras et al., 2019) has proposed a new design to automatically learn the unsupervised separation of high-level attributes such as pose and human identity. The architecture also leads to stochastic variation in the generated images (e.g., freckles, hair). Furthermore, it enables intuitive, scale-specific control of the synthesis. StyleGAN2 (Karras et al., 2020) has exposed several typical artifacts of StyleGAN and has proposed changes in both model architecture and training methods to address them. In particular, they have encouraged good conditioning in the mapping from latent codes to images by the

new design of generator normalization, progressive growing, and generator regularization.

Different from the previous methods which use the GAN framework, Glow (Kingma and Dhariwal, 2018) is a flow-based generative model that uses an invertible 1×1 convolution. The method is based on the theory that a generative model optimized towards the plain log-likelihood objective has the ability to generate efficient realistic-looking synthesis and manipulate large images.

3.2 Attribute Manipulation

Attribute manipulation is also known as face editing, which can not only modify simple face attributes such as hair color, bald, smile, but also retouch complex attributes like gender, age, etc. The classical examples are StarGAN (Choi et al., 2018) and STGAN (He et al., 2019b).

IcGAN (Perarnau et al., 2016) is the earliest attempt in GAN-based facial attribute manipulation. Based on an extension of the idea of cGAN (Mirza and Osindero, 2014), they have evaluated encoders to map a real image into a latent space and a conditional representation, which allows the reconstruction and modification of arbitrary attributes of real human face images. The expression generative adversarial network (ExprGAN) (Ding et al., 2017) has added an expression controller module that can learn an expressive and compact expression code to the encoder-decoder network. The expression controller module enables it to edit photo-realistic facial expressions with controllable expression intensity.

Previous studies can only perform image-to-image translation for two domains, which is cumbersome and time-consuming. To be more efficient, StarGAN (Choi et al., 2018) has designed a single model to perform image-to-image translations for multiple domains. It allows simultaneous training of multiple different-domain datasets within a single network. As an improvement, StarGAN2 (Choi et al., 2020) simultaneously satisfies two properties in image-to-image translation: diversity of generated images as well as scalability over multiple domains. To represent diverse styles of a specific domain, they have replaced StarGAN’s domain label with their domain-specific style code. To adapt the style code, they have proposed two modules: a mapping network and a style encoder. The style code can be extracted from a given reference image with a style encoder while the mapping network can transform random Gaussian noise into a style code. Utilizing these style codes, the generator learns to successfully synthesize diverse images over multiple domains.

Although StarGAN is effective, due to the limitation of the content of the datasets, it can only generate a discrete number of expressions. To address this limitation, GANimation (Pumarola et al., 2018) has introduced a novel GAN conditioning method based on action units (AU) annotations. It defines the human

expression with a continuous manifold of the anatomical facial movements. The magnitude of activation of each AU can be controlled independently. Different AUs can also be combined with each other with this method.

Previous methods have attempted to establish an attribute-independent latent representation for further attribute editing. However, since the facial attributes are relevant, requesting for the invariance of the latent representation to the attributes is excessive. Therefore, simply forcing the attribute-independent constraint on the latent representation not only restricts its representation ability but also may result in information loss, which is harmful to the attribute editing. To solve this problem, AttGAN (He et al., 2019b) has removed the strict attribute-independent constraint from the latent representation. It just applies the attribute classification constraint to the generated image to guarantee the correctness of attribute manipulation. Meanwhile, it groups attribute classification constraint, reconstruction learning, and adversarial learning together for high-quality facial attribute editing. The model supports direct attribute intensity control on multiple facial attribute editing within a single model.

Considering that the specific editing task is only related to the changed attributes instead of all target attributes, as an improvement of AttGAN, STGAN (Liu et al., 2019b) has selectively taken the difference between target and source attribute vectors as the input of the model. Furthermore, they have enhanced attribute editing by adding a selective transfer unit that can adaptively select and modifying the encoder feature to the encoder-decoder.

3.3 Identity Swap

This function is able to replace the face in the target image with the face in the source image. The research in this area is not as enthusiastic as in entire face synthesis and attribute manipulation. The classical works are CycleGAN (Zhu et al., 2017) and FaceSwap (FaceSwap, 2016).

The very first work is CycleGAN (Zhu et al., 2017), which was proposed in 2017. In previous works, the absence of paired examples is always the limitation in image transformation tasks. CycleGAN has artfully solved this problem. Define a source domain X and a target domain Y , it builds a mapping $G : X \rightarrow Y$ which is highly under-constrained and similarly constructs an inverse mapping $F : Y \rightarrow X$. Then the cycle consistency loss which enforces $F(G(X)) \approx X$ (and vice versa) is the optimization target of the model. Through this circulation, there is no need for paired samples. Meanwhile, although not mentioned in the paper, the framework of CycleGAN can be used for identity swap easily. Faceswap-GAN (Lu, 2018) is the implementation of CycleGAN which provides an identity swap functionality. It simply adds the adversarial loss and perceptual loss to auto-encoder architecture.

The most famous identity swap is FaceSwap (FaceSwap, 2016) which is used for generating DeepFake dataset FaceForensics++ (Rossler et al., 2019). FaceSwap is written in Python and uses face alignment, Gauss-Newton optimization and image blending to swap the face of a person with the face of another person in a provided image.

The research in identity swap has been stagnated for a long time until the appearance of FaceShifter (Li et al., 2020a). It proposes a two-stage procedure for high fidelity and occlusion-aware face swapping. Unlike many existing face swapping works that leverage only limited information from the target image, FaceShifter generates the swapped face by thoroughly and adaptively exploiting the information of the target image.

Appearance optimal transport (AOT) (Zhu et al., 2020a) has formulated appearance mapping as an optimal transport problem. They have proposed an AOT model to formulate it in both latent and spatial space. In particular, a relighting module is designed to simulate the optimal transport plan. The optimization target is minimizing the Wasserstein distance of the learned features in the latent space, which enables better performance and less computation than conventional optimization.

3.4 Expression Swap

Expression swap is similar to identity swap. It is able to replace the facial expression in the target image with the facial expression in the source image. It is also known as face reenactment. In our investigation, only Face2Face (Thies et al., 2016) and A2V (Suwajanakorn et al., 2017) were attempted by the surveyed DeepFake detection methods.

Face2Face (Thies et al., 2016) has proposed a three-step procedure. It first uses a global non-rigid model-based bundling approach to reconstruct the shape identity of the target human based on a prerecorded training sequence. Then it uses a transfer function to efficiently exploits deformation transfer in the low-dimensional semantic space. At last, the image-based mouth synthesis approach exploits the best matching mouth shapes offline sample sequence to generate a realistic mouth.

A2V (Suwajanakorn et al., 2017) has used a recurrent neural network to train a model that can map from raw audio features of Obama's weekly address footage to mouth shapes. To match the input audio track, they have synthesized high-quality mouth texture and composited it with proper 3D pose matching to change what he appears to be saying.

There have not been many works on expression swap that stand out in recent years. Most of them usually included identity or pose swap function as well as expression swap.

FSGAN (Nirkin et al., 2019) is a subject agnostic method that doesn't rely on the training of pairs of faces. It is also the first to simultaneously adjusts pose, expression, and identity variations for both a single image and a video sequence.

Previous works may lose detailed information of the target leading to a defective output. To solve this problem, Mari-

oNETte (Ha et al., 2020) has proposed a few-shot face reenactment framework that preserves the information of target identity even in situations where the facial characteristics of the source identity are far from the target. It has also introduced landmark transformation to cope with varying facial characteristics of different people.

ICface (Tripathy et al., 2020) has proposed a two-stage neural network face animator which can control the pose and expressions of a given face image. The face animator is a data-driven and GAN-based system that is suitable for a large number of identities.

Most of the DeepFake detection methods did not take expression swap as the main detection objective. In our opinion, there are several reasons. As we can see from the previous description, expression swap has a similar technique to identity swap. Thus most of the detection methods are not specifically designed for them and only a few detection methods consider detecting expression swaps. On the other hand, it usually needs the coordination of audio to achieve a better display effect in expression swap. Only the detection methods which simultaneously take images and audio into account are designed for this problem. Furthermore, the harm of expression swap to the society is usually smaller for that the expression of the target can not change at will. The swapped expression strongly depends on the source video or image. The audio-video coordination opens the door for detection algorithm to tackle this problem from multiple angles, reducing the difficulty of this problem. Therefore, as we mainly investigate the DeepFake generation methods that are mentioned by the DeepFake detection methods, we take expression swap as an extension of identity swap in the survey.

3.5 Other Generation Methods

Some other methods can also be regarded as fake generation approaches, *e.g.*, style transfer, inpainting, rendering, *etc.*

3.5.1 Style transfer

The previous GAN generator for style transfer is only compatible with one style. To improve the diversity, GatedGAN (Chen et al., 2018c) uses gated networks to transfer multiple styles in a single model. They have added a gated transformer into the encoder-decoder. Different styles can be achieved through different branches of the gated transformer. AAMS (Yao et al., 2019) has developed an attention-aware multi-stroke style transfer model. They have enabled using different brush strokes to render the diverse levels of detail. They also have coordinated spatial distribution of visual attention between the content image and stylized image.

3.5.2 Inpainting

ContextAtten (Yu et al., 2018) is an outstanding work in inpainting large missing regions in an image. The new architecture proposed by them can synthesize novel image structures as well as explicitly utilize surrounding image features as references to make better predictions. SC-FEGAN (Jo and Park, 2019) has presented a novel image editing system that generates images with the free-form masks, sketches, and color provided by the users. Image inpainting is not the focus of this survey, although it shares some of the technical similarities of DeepFake generation. Readers can refer to more recent works on image inpainting Ren et al. (2019), Zeng et al. (2019), Yu et al. (2019b), Liu et al. (2019a).

3.5.3 Rendering

CRN (Chen and Koltun, 2017) has proposed a rendering network to produce a photographic image with a two-dimensional semantic specification of the scene. However, the model is only a single feed-forward network, trained end-to-end with a direct regression objective, which is pretty incredible. GauGAN (Park et al., 2019) has proposed a simple yet effective layer for synthesizing photo-realistic images with an input semantic layout. They have proposed to use a spatially-adaptive, learned transformation to modulate the activation in normalization layers with the input layout. STIGAN (Liu et al., 2020a) has first proposed an unsupervised method to efficiently synthesize line-sketches for general RGB-only datasets. They have presented a self-supervised autoencoder (AE) to decouple the content/style features from sketches and RGB-images with input synthetic paired-data. The synthesized images are both content-faithful to the sketches and style-consistent with the RGB-images.

3.5.4 Super resolution

To solve the single image super-resolution (SISR) task, SAN (Dai et al., 2019) has proposed a second-order attention network for more powerful feature expression and feature correlation learning.

3.5.5 Detection evasive

Recent works on the detection of DeepFake images have pointed out that they are actually easily distinguishable by artifacts in their frequency spectra. Thus some generation methods attempt to repair the flaw in the generation procedure. SDGAN (Jung and Keuper, 2020) has proposed using a spectral discriminator to simulate the frequency distribution of the real data when generating images. The proposed discriminator is a lightweight module that works stably with different commonly used GAN losses. Jiang et al. (2020a) has found that narrowing the frequency domain gap can improve the image synthesis quality

further. To this end, they have proposed a frequency domain optimization target (focal frequency loss). The proposed loss enforces the model to dynamically focus on the frequency components that are hard to synthesize by down-weighting the easy frequencies. WUCGAN (Durall et al., 2020) has shown common up-sampling methods are causing the inability of GANs to reproduce spectral distributions of real images correctly. To overcome this drawback, they have proposed to add a spectral regularization term to the training optimization objective.

3.5.6 De-identification

There are also some new works (Sun et al., 2018) (Li and Lin, 2019), (Maximov et al., 2020) on researching de-identification. They mainly obfuscate identities in photos by the head replacement for data privacy. We consider this as a direction for future research of DeepFake. Since none of the detection methods in this paper take de-identification as the detection objective, we just briefly introduce de-identification here and do not take it into account when building the charts and tables.

3.6 Real Dataset

Real image/video datasets are significant material for generating fake images/videos. With the real image/video datasets which contain detailed attribute labels, DeepFake generation models are trained easily. Here we introduce popular real datasets. The datasets are introduced in ascending order by their release dates.

CASIA-WebFace (Yi et al., 2014) has proposed a semi-automatic way to collect a lot of face images from the Internet. The dataset containing 10,575 subjects and 494,414 images, which is both diverse and large.

CelebA (Liu et al., 2015) is constructed by labeling images selected from a famous face dataset: CelebFaces (Sun et al., 2013). CelebA contains ten thousand identities, each of which has twenty images, a total of 200,000 images. Each image in CelebA is annotated with forty face attributes and five key points by a professional labeling company, which is extremely abundant and useful.

VGGFace (Parkhi et al., 2015) consists of 2,622 identities with 2.6 million images. The famous VGGNet (Parkhi et al., 2015) is trained by this dataset.

MegaFace (Kemelmacher-Shlizerman et al., 2016) includes more than 690K different individuals with one million photos. They have established MegaFace challenge which evaluates how face recognition algorithms perform under the perturbation of a very large number of “distractors” (*i.e.*, individuals that are not in the probe set).

LSUN (Yu et al., 2015) is the only non-face real dataset discussed by us, for that it is widely used by fake generation methods. It contains around one million labeled images for each of 10 scene categories and 20 object categories.

To develop face recognition technologies, Microsoft Celeb (MS-Celeb-1M) (Guo et al., 2016) has collected 10 million face images of nearly 100,000 individuals from the Internet.

VGGFace2 (Cao et al., 2018) contains 3.31 million images of 9131 subjects. Images are harvested from the Internet and have large variations in pose, age, illumination, ethnicity, and profession.

Karras et al. (2019) has collected a new high-resolution dataset of human faces, Flickr-Faces-HQ (FFHQ). It contains 70,000 high-quality images at 1024×1024 resolution. The dataset includes vastly more variation than CelebA-HQ (Karras et al., 2017) in terms of age, ethnicity, and image background. It also has much more accessories such as eyeglasses, sunglasses, hats, *etc.*

3.7 Fake Dataset

Fake image/video datasets are an important benchmark for testing the performance of existing DeepFake generation methods. With the development of fake generation methods, the quality and fidelity of fake datasets are getting higher and higher. Here we introduce popular fake datasets. The datasets are introduced in ascending order by their release dates.

The UADFV dataset (Li et al., 2018c) consists of 98 videos, with 49 real videos from YouTube and 49 synthesized videos, which are made using the FakeAPP (FaceApp, 2021).

The DeepFake-TIMIT dataset (Korshunov and Marcel, 2018) consists of 620 DeepFake videos of 32 subjects. In DeepFake-TIMIT, each subject has 20 DeepFake videos. 10 videos are of size 64×64 while the other 10 videos are of size 128×128 . The synthesized videos are generated using faceswap-GAN (Lu, 2018).

DeepFakes Detection Challenge Preview (DFDC Preview) (Dolhansky et al., 2019) dataset consisting of 5K videos with two facial modification algorithms. The actors are of different gender, skin-tone, age, *etc.* They record videos with arbitrary backgrounds thus bringing visual variability.

MFC (Guan et al., 2019) data contains several major parts: (1) 35 million images and 300,000 video clips collected from the internet; (2) up to 176,000 pristine, high provenance (HP, *i.e.*, data which collected on physical devices where all relevant device-intrinsic parameters are known and recorded) images and 11,000 videos; (3) approximately 100,000 manipulated images with 100 manipulation types produced by professional manipulators.

Google DFD (Dufour and Gully, 2019) contains over 3000 manipulated videos from 28 actors in various scenes. The videos are generated from hundreds of real videos by using publicly available DeepFake generation methods.

FaceForensics++ (Rossler et al., 2019) is a famous fake video dataset consisting of 1000 original video sequences that have been manipulated with four automated face manipulation

methods: DeepFakes, Face2Face, FaceSwap, and NeuralTextures. The videos are generated from 977 trackable YouTube videos. The people in most of the videos are frontal faces.

Celeb-DF (Li et al., 2020d) has presented a large-scale challenging DeepFake video dataset, which contains 5,639 high-quality DeepFake videos of celebrities generated using an improved synthesis process.

Diverse Fake Face Dataset (DFFD) (Dang et al., 2020) has collected a large-scale dataset that contains numerous types of facial forgeries. Among all images and video frames, 47.7% are from male subjects, 52.3% are from females, and the majority of samples are in the age of 21-50 years. They utilize FFHQ, CelebA, and source frames from FaceForensics++ as the real face samples. For facial identity and expression swap, they use all the video clips from FaceForensics++. They have adopted two methods FaceAPP (FaceApp, 2021) and StarGAN (Choi et al., 2018) to generate attribute manipulated images. Recent works such as PGGAN (Karras et al., 2017) and StyleGAN (Karras et al., 2017) are used for face image synthesis.

FakeCatcher (Ciftci et al., 2020a) has collected over 140 online videos, up to 30GB. Unlike most of the fake datasets, it includes “in the wild” videos, independent of the generative model, resolution, compression, content, and context.

iFakeFaceDB (Neves et al., 2019) is a fake image dataset for the study of synthetic face manipulation detection. It contains about 87,000 synthetic face images generated by the StyleGAN model (Karras et al., 2019) and transformed with the GANprintR (Neves et al., 2019) approach. All images are of size 224×224 .

Facebook has constructed an extremely large face video dataset to enable the training of detection models. They organized a famous DeepFake Detection Challenge (DFDC) (Dolhansky et al., 2020) Kaggle competition. The DFDC is a publicly-available face swap video dataset, with 128,514 videos, over 100,000 total clips sourced from 3,426 actors. They use various face swap methods with two kinds of augmentations (distractor and augments). Distractor means overlaying various kinds of objects (including images, shapes, and text) onto a video while augments means applying geometric and color transforms, frame rate changes, *etc.*, onto a video.

Dong et al. (2020) has built a large-scale DeepFake detection dataset “Vox-DeepFake”, which has a total of 2 million real videos and fake videos. Compared to existing datasets, it has better quality and diversity in terms of identities and video contents. Furthermore, they have supplied the explicit reference identity information for each real/fake video, which is more informative than previous datasets.

DeeperForensics-1.0 (Jiang et al., 2020b) has represented the largest face forgery detection dataset by far, with 60,000 videos constituted by a total of 17.6 million frames. There are 50,000 original collected videos and 10,000 manipulated videos include 100 actors. In particular, 55 of them are males and 45 of them are females. The actors have four typical skin

tones: white, black, yellow, brown. All faces are clean without glasses or decorations. Unlike previous data collection in the wild, they build a professional indoor environment for a more controllable data collection and add a mixture of perturbations to videos makes the dataset better imitate real-world scenarios. The perturbation added by systematically apply seven types of distortions (compression, blurry, noise, *etc.*) to the fake videos at five intensity levels. They also propose DeepFake variational auto-Encoder (DF-VAE) as a new end-to-end face swap method.

3.8 DeepFake Challenges

In recent years, there has been two famous DeepFake challenge: DeepFake Detection Challenge (DFDC) (Dolhansky et al., 2020) and DeeperForensics Challenge 2020 (Jiang et al., 2021). The dataset DeeperForensics-1.0 (Jiang et al., 2020b) and DFDC (Dolhansky et al., 2020) used by these two challenges are significantly larger than the previous datasets. They have 10^5 videos and 10^7 numbers of frames.

The DeepFake Detection Challenge was hosted on the Kaggle platform² by Facebook. During the course of the challenge, 2,114 teams participated. All final evaluations were tested on a private dataset, using a single V100 GPU. Submissions had to run over 10,000 videos within 90 hours. Of all of the scores on the private test set, 60% of submissions had a log loss lower than or equal to 0.69, which is similar to the score if one were to predict a probability of 0.5 for every video. In contrast, the best models achieved very good detection performance on DFDC videos. In the top-5 winning solutions of DFDC, all of them were image-based detection methods. Three of the five methods used EfficientNet (Tan and Le, 2019) as the backbone model.

The DeeperForensics Challenge 2020 is hosted on the CodaLab platform³ in conjunction with ECCV 2020. During the course of the challenge, a total of 115 participants registered for the competition, and 25 teams made valid submissions. Similar to DFDC, the DeeperForensics Challenge uses the binary cross-entropy loss (BCELoss) to evaluate the performance of detection models. The evaluation is conducted on a private test set, containing 3,000 videos. A total of two online evaluations (each with 7.5 hours of runtime limit) are allowed. Top-3 winning solutions achieved promising performance. Two of them used EfficientNet as the backbone model and all of them used augmentation in model training.

From the challenges, we can find two key points for building a powerful model. First, backbone selection of the forgery detection models is important. The high-performance winning solutions are based on the SOTA EfficientNet. Second, ap-

² <https://www.kaggle.com/c/deepfake-detection-challenge>

³ <https://competitions.codalab.org/competitions/25228>

Table 1: Top-5 generation methods based on battle ground (top) and Elo rating (Wikipedia, 2021a) (bottom) separately. It is worth noting that the “SAN” method is special because it is inherently a super-resolution method.











				
FaceForensics++ (Rossler et al., 2019)	PGGAN (Karras et al., 2017)	Celeb-DF (Li et al., 2020d)	StarGAN (Miyato et al., 2018)	StyleGAN (Karras et al., 2019)
				
DFDC (Dolhansky et al., 2020)	GDWCT (Cho et al., 2019)	Glow (Kingma and Dhariwal, 2018)	SC-FEGAN (Jo and Park, 2019)	SAN (Dai et al., 2019)

Table 2: Information of real datasets.

Database	Subjects	Images	Img per Subject
CASIA-WebFace (Yi et al., 2014)	10,575	494,414	46.75
CelebA (Liu et al., 2015)	10,000	200,000	20
VGGFace2 (Cao et al., 2018)	9,131	3,310,000	362.50
FFHQ (Karras et al., 2019)	unknown	70,000	unknown
VGGFace (Parkhi et al., 2015)	2,622	2,600,000	991.61
Ms-Celeb-1M (Guo et al., 2016)	100,000	10,000,000	100
MegaFace (Kemelmacher-Shlizerman et al., 2016)	690,572	4,700,000	6.81
LSUN (Yu et al., 2015)	30	1000,000	33333.33

Table 3: Information of fake datasets.

Database	Total Images / Videos	Real Images	Fake Images	Real Videos	Fake Videos
UADFV (Li et al., 2018c)	98	-	-	49	49
DeepFake-TIMIT (Korshunov and Marcel, 2018)	620	-	-	-	620
DFDC Preview (Dolhansky et al., 2019)	5,214	-	-	1,131	4,113
FaceForensics++ (FF++) (Rossler et al., 2019)	5,000	-	-	1,000	4,000
MFC (Guan et al., 2019)	35,404,000	35M	100,000	300,000	4,000
Celeb-DF (Li et al., 2020d)	6,229	-	-	590	5639
FakeCatcher (Ciftci et al., 2020a)	142	-	-	-	142
DFFD (Dang et al., 2020)	303,039	58,703	240,336	1,000	3,000
Google DFD (Dufour and Gully, 2019)	3,431	-	-	363	3,068
DFDC (Dolhansky et al., 2020)	128,154	-	-	23,954	104,500
DeeperForensics (Jiang et al., 2020b)	60,000	-	-	50,000	10,000
Vox-DeepFake (Dong et al., 2020)	2,171,215	-	-	1,125,429	1,045,786

plying appropriate data augmentations may better simulate real-world scenarios and boost the model performance.

3.9 Summary of DeepFake Generation Methods

DeepFake generation methods have developed rapidly in recent years. Across the four main categories (entire face synthesis, attribute manipulation, identity swap, expression swap) and other generation methods, the high quality of the generated images has made it extremely hard for human eyes to distinguish between real and fake. Meanwhile, more and more real image datasets and fake image datasets also promote the development of generation and detection of the DeepFake research field.

However, we still think there’s a large space to improve the DeepFake generation methods. For example, the resolution of the generated images, manipulable face properties, the continuity of the video, *etc.*, could be further improved, which introduced in detail in Section 7.

To demonstrate the DeepFake generation methods, real datasets and fake datasets in detail, we build four tables.

Table 1 shows the images of top-5 generation methods based on battleground (Figure 6) and Elo rating. In the first row, we show the DeepFake generation methods which are attempted the most by DeepFake detection methods according to Figure 6. In the second row, we show the DeepFake generation methods which have the highest Elo rating according to Table 4. Table 2 and 3 mainly introduce the information about real datasets and fake datasets. For real datasets, we have collected the number of images they contain and the diversity of the subjects. For the fake dataset, we have collected the number of images/videos they contain and show the number of real/fake ones clearly.

Table 4 is information statistics of the DeepFake generation methods, real datasets, and fake datasets. It contains the release

Table 4: Summary of the paper information of DeepFake generation methods and related datasets. We mainly show the time, citation, days (from time of exposure to Dec. 31, 2020), citation per day, method/dataset name, resolution, Elo rating/rank (Wikipedia, 2021a) and project URL. We show real datasets, fake datasets and generation methods in order. The selected time is when the camera-ready version of the paper is released, thus may be later than the time of the citation. For each of them, the papers are sorted by time. We also highlight the top-5 methods of citation, citation per day, and Elo rating. For resolution, we use “aver” to label the dataset which has images/videos of different sizes. For these datasets, we sample the dataset and show the average resolution. We also use “align” to label the datasets which usually be used after alignment and give the resolution of them. In total, 70 DeepFake generation methods are listed in the table.

Time	Author	Citation	Days	Citation Per Day	Method/Dataset	Resolution of Images	Elo Rating / Rank	Project URL (◊ 1st party project unavailable, 3rd party listed)
2014.11.28	Yi et al. (2014)	1168	2225	0.52	CASIA-WebFace	align(250,250,3)	N/A	cbsr.ia.ac.cn/english/CASIA-WebFace-Database
2015.09.07	Parkhi et al. (2015)	3671	1919	1.91	VGGFace	aver(569,395,3)	N/A	www.robots.ox.ac.uk/~vgg/data/vgg_face/
2015.09.24	Liu et al. (2015)	3177	1925	1.65	CelebA	aver(613,507,3)	N/A	mmlab.ie.cuhk.edu.hk/projects/CelebA
2016.06.04	Yu et al. (2015)	593	1671	0.35	LSUN	align(256,256,3)	N/A	www.yf.io/p/lsun
2016.06.27	Kemelmacher-Shlizerman et al. (2016)	522	1648	0.32	MegaFace	(112,112,3)	N/A	megaface.cs.washington.edu/
2016.07.27	Guo et al. (2016)	802	1618	0.5	Ms-Celeb-1M	align(112,112,3)	N/A	www.msceleb.org/
2018.05.15	Cao et al. (2018)	896	961	0.93	VGGFace2	aver(241,234,3)	N/A	zeus.robots.ox.ac.uk/vgg_face2/
2019.03.29	Karras et al. (2019)	1508	643	2.35	FFHQ	(1024,1024,3)	N/A	github.com/NVlabs/ffhq-dataset
2018.03.24	Rössler et al. (2018)	126	1013	0.12	Faceforensics	aver(628,998,3)	1320 / 54	niessnerlab.org/projects/roessler2019faceforensicspp
2018.06.11	Li et al. (2018c)	83	934	0.09	UADFV	aver(459,405,3)	1311 / 56	◊ cutt.ly/Xh5dpZu
2018.12.20	Korshunov and Marcel (2018)	99	742	0.13	DeepFake-TIMIT	(384,512,3)	1386 / 41	www.idiap.ch/dataset/deepfaketimit
2019.01.08	Guan et al. (2019)	32	723	0.04	MFC	N/A	1414 / 18	www.nist.gov/itl/iad/mig/media-forensics-challenge-2019-0
2019.09.24	Dufour and Gully (2019)	10	464	0.02	Google DFD	(1080,1920,3)	1364 / 48	ai.googleblog.com/2019/09/contributing-data-to-deepfake-detection
2019.10.23	Dolhansky et al. (2019)	74	435	0.17	DFDC Preview	(1080,1920,3)	1470 / 6	ai.facebook.com/datasets/dfdc/
2019.10.29	Rössler et al. (2019)	229	429	0.53	Faceforensics++	aver(628,998,3)	1220 / 59	github.com/ondyari/FaceForensics
2020.06.14	Li et al. (2020d)	33	200	0.17	Celeb-DF	aver(498,907,3)	1466 / 7	www.cs.albany.edu/~lsw/celeb-deepfakeforensics
2020.06.14	Dang et al. (2020)	26	200	0.13	DFDD	(1024,1024,3)	1400 / 22	cvlab.cse.msu.edu/dfdd-dataset
2020.07.19	Ciftci et al. (2020a)	31	165	0.19	FakeCatcher	N/A	1428 / 13	cs.binghamton.edu/~ncisal2/DeepFakesDataset/
2020.10.28	Dolhansky et al. (2020)	13	64	0.2	DFDC	(1080,1920,3)	1634 / 1	ai.facebook.com/datasets/dfdc
2020.12.07	Dong et al. (2020)	0	24	0	Vox-DeepFake	(224,224,3)	1444 / 9	N/A
2020.12.11	Jiang et al. (2020b)	22	20	1.1	DeeperForensics	aver(560,856,3)	1364 / 49	liming-jiang.com/projects/DrF1/DrF1
2016.01.07	Radford et al. (2015)	8047	1820	4.42	DCGAN	(64,64,3)	1430 / 11	github.com/Newmu/dcgan_code
2016.06.19	FaceSwap (2016)	3	1656	0	FaceSwap	(720,1280)	1400 / 22	github.com/MarekKowalski/FaceSwap/
2016.06.27	Thies et al. (2016)	672	1648	0.41	Face2Face	(720,1280,3)	1414 / 19	gvp.mpi-inf.mpg.de/projects/MZ/Papers/DemoF2F/page
2016.11.13	Mao et al. (2016)	148	1509	0.1	LSGAN	(112,112,3)	1337 / 51	github.com/xudonmao/LSGAN
2016.11.19	Perarnau et al. (2016)	369	1503	0.25	ICGAN	(64,64,3)	1306 / 57	github.com/Guim3/ICGAN
2017.05.30	Bellemare et al. (2017)	165	1311	0.13	CramerGAN	(160,160,3)	1400 / 22	github.com/mbinkowski/MMD-GAN
2017.05.31	Berthelot et al. (2017)	839	1310	0.64	BEGAN	(128,128,3)	1291 / 58	◊ github.com/carpedm20/BEGAN-tensorflow
2017.07.10	Iizuka et al. (2017)	872	1249	0.7	G&L	(256,256,3)	1400 / 22	github.com/satoshiizuka/siggraph2017_inpainting
2017.07.10	Suwajanakorn et al. (2017)	419	1249	0.34	A2V	(1080,1920,3)	1407 / 20	github.com/supasorn/synthesizing_obama_network_training
2017.07.28	Chen and Koltun (2017)	557	1252	0.44	CRN	(512,1024,3)	1370 / 45	github.com/CQFIO/PhotographicImageSynthesis
2017.09.13	Ding et al. (2017)	87	1205	0.07	ExprGAN	(128,128,3)	1400 / 22	github.com/HuiDingUMD/ExprGAN
2017.10.22	Zhu et al. (2017)	6929	1166	5.94	CycleGAN	(256,256,3)	1400 / 22	junyanz.github.io/CycleGAN/
2017.12.06	Arjovsky et al. (2017)	5939	1121	5.3	WGAN	(64,64,3)	1368 / 47	github.com/martinarjovsky/WassersteinGAN
2017.12.25	Gulrajani et al. (2017)	4029	1102	3.66	WGAN-GP	(128,128,3)	1435 / 10	github.com/igul222/improved_wgan_training
2018.01.28	Lu (2018)	N/A	1068	N/A	Faceswap-GAN	(256,256,3)	1400 / 22	github.com/shaonlu/faceswap-gan
2018.02.16	Miyato et al. (2018)	1661	1049	1.58	SNGAN	(128,128,3)	1400 / 22	github.com/niffler92/SNGAN
2018.02.26	Karras et al. (2017)	2497	1039	2.4	PGGAN	(1024,1024,3)	1336 / 52	github.com/tkarras/progressive_growing_of_gans
2018.03.21	Bińkowski et al. (2018)	233	1016	0.23	MMDGAN	(160,160,3)	1400 / 22	github.com/mbinkowski/MMD-GAN
2018.03.21	Yu et al. (2018)	747	1016	0.74	ContextAtten	(512,680,3)	1430 / 12	github.com/JiahuiYu/generative_inpainting
2018.06.19	Chen et al. (2018a)	292	926	0.32	SITD	(4000,6000,3)	1353 / 50	github.com/cchen156/Learning-to-See-in-the-Dark
2018.07.10	Kingma and Dhariwal (2018)	813	905	0.9	Glow	(256,256,3)	1511 / 3	github.com/openai/glow
2018.09.08	Pumarola et al. (2018)	266	845	0.31	GANimation	(128,128,3)	1390 / 39	github.com/albertpumarola/GANimation
2018.09.21	Choi et al. (2018)	1326	832	1.59	StarGAN	(256,256,3)	1387 / 40	github.com/yunjey/stargan
2019.02.25	Brook et al. (2018)	1393	675	2.06	BigGAN	(256,256,3)	1447 / 8	github.com/ajbrock/BigGAN-PyTorch
2019.04.04	Chen et al. (2018c)	42	637	0.07	GatedGAN	(128,128,3)	1369 / 46	github.com/xinyuanc91/Gated-GAN
2019.04.28	Thies et al. (2019)	169	613	0.28	Neural-Texture	(512,512,3)	1400 / 22	◊ github.com/SSRSGJYD/NeuralTexture
2019.05.20	He et al. (2019b)	169	591	0.29	AttGAN	(384,384,3)	1426 / 15	github.com/LynnHo/AttGAN-Tensorflow
2019.06.09	Cho et al. (2019)	31	571	0.05	GDWCT	(256,256,3)	1532 / 2	github.com/WonwoongCho/GDWCT
2019.06.16	Karras et al. (2019)	1508	564	2.67	StyleGAN	(1024,1024,3)	1385 / 43	github.com/NVlabs/stylegan
2019.06.16	Liu et al. (2019b)	68	564	0.12	STGAN	(384,384,3)	1391 / 38	github.com/csmliu/STGAN
2019.06.16	Dai et al. (2019)	200	564	0.35	SAN	(392,392,3)	1487 / 5	github.com/daitao/SAN
2019.06.16	Yao et al. (2019)	27	564	0.05	AAMS	(512,512,3)	1400 / 22	github.com/JianqiangRen/AAMS
2019.06.16	Chen et al. (2019c)	24	564	0.04	HomointerpGAN	(128,128,3)	1335 / 53	github.com/yingcong/HomointerpGAN
2019.10.29	Li et al. (2019b)	17	429	0.04	IMLE	(256,512,3)	1319 / 55	github.com/zth667/Diverse-Image-Synthesis-from-Semantic-Layout
2019.10.29	Jo and Park (2019)	64	429	0.15	SC-FEGAN	(512,512,3)	1489 / 4	github.com/run-youngjoo/SC-FEGAN
2019.10.29	Lin et al. (2019)	32	429	0.07	CocoGAN	(384,384,3)	1400 / 22	github.com/hubert0527/COCO-GAN
2019.11.05	Park et al. (2019)	509	422	1.21	GauGAN	(256,512,3)	1383 / 44	github.com/NVlabs/SPADE
2020.03.03	Durall et al. (2020)	15	303	0.05	WUCGAN	(1024,1024,3)	1400 / 22	github.com/cc-hpc-itwm/UpConv
2020.04.26	Choi et al. (2020)	87	249	0.35	StarGANv2	(512,512,3)	1400 / 22	github.com/clovaai/stargan-v2
2020.05.20	Petrov et al. (2020)	7	225	0.03	DeepFaceLab	(448,448,3)	1427 / 14	github.com/iperov/DeepFaceLab
2020.06.16	Karnewar and Wang (2020)	16	198	0.08	MSGGAN	(1024,1024,3)	1385 / 42	github.com/akanimax/msg-stylegan-tf
2020.06.16	Li et al. (2020a)	0	198	0	FaceShifter	(256,256,3)	1403 / 21	lingzhili.com/FaceShifterPage/
2020.10.22	Viazovetskiy et al. (2020)	5	70	0.07	StyleGAN 2	(1024,1024,3)	1416 / 17	github.com/NVlabs/stylegan2
2020.11.05	Zhu et al. (2020a)	0	56	0	AOT	aver(628,998,3)	1400 / 22	github.com/zhuhaohao/AOT
2020.12.03	Noroozi (2020)	0	28	0	slcGAN	(256,256,3)	1400 / 22	N/A
2020.12.05	Jung and Keuper (2020)	0	26	0	SDGAN	(256,256,3)	1400 / 22	N/A
2020.12.16	Liu et al. (2020a)	2	15	0.13	STIGAN	(1024,1024,3)	1400 / 22	github.com/odegeasslbc/Self-Supervised-Sketch-to-Image-Synthesis-PyTorch
2020.12.17	Esser et al. (2020)	0	14	0	TTGAN	(1024,1840,3)	1400 / 22	compvis.github.io/taming-transformers/
2020.12.23	Jiang et al. (2020a)	0	8	0	FFL	(256,256,3)	1400 / 22	github.com/EndlessSora/focal-frequency-loss

time, the first author, the citations/days until Dec. 31, 2020, the citation per day, the abbreviation of the method name, the resolution of images, the Elo rating, and the project URL. For each of the DeepFake generation methods, real datasets and fake datasets, we sort them in ascending chronological order. For the resolution of images in each real dataset, fake dataset, and generation method, we have collected the value from their paper. For those which have no exact value, we download the dataset and calculate the resolution of images/videos. For the value which has “aver” label, the resolution is calculated by taking the average resolution of dozens of images/videos. For the value which has “align” label, the resolution is recorded by the common resolution used in DeepFake research field. For MFC and FakeCatcher, we could not find their resources and use “N/A” to label them. Elo rating (Wikipedia, 2021a) is widely used in chess and competitive games for calculating the players’ ranking. For the calculating of Elo rating in DeepFake generation methods, we first set the Elo score of all the DeepFake generation methods to 1400. Second, for each DeepFake detection method, we collected the generation method detected by them and sort the generation methods by the detection accuracy/AUC (e.g., if the detection accuracy on generation method A is lower than that on B, then we consider that the quality of A is higher than B, recorded as $A > B$). Third, for the generation rank in each DeepFake detection methods, we generate the strong and weak relationship between each pair of them (e.g., if $A > B > C$, then we generate three relationships $A > B$, $B > C$, $A > C$). Fourth, we update the Elo score of each generation method by the strong and weak relationships. Consider the score of generation methods A and B are **score_A** and **score_B**, if $A > B$, then the updated score **score_A'** and **score_B'** are calculated by below formula (1)-(4). At last, we sort the generation methods by their Elo scores. Elo rating helps us to build strong and weak relationships with limited game information of different DeepFake generation methods. However, the Elo rating system has its inherent shortcoming. If a generation method only appears once but beats high-score competitors, its score will go up a lot. On the other hand, if a generation method has not been detected for a long time, its score will remain unchanged and cannot reflect its true difficulty.

$$\text{score_A_adjust} = \frac{1}{1 + 10^{\frac{\text{score_B} - \text{score_A}}{400}}} \quad (1)$$

$$\text{score_B_adjust} = \frac{1}{1 + 10^{\frac{\text{score_A} - \text{score_B}}{400}}} \quad (2)$$

$$\text{score_A}' = \text{score_A} + 32 * (1 - \text{score_A_adjust}) \quad (3)$$

$$\text{score_B}' = \text{score_B} - 32 * \text{score_B_adjust} \quad (4)$$

4 Detection of DeepFakes

In recent years, studies are continuously working on developing various techniques to identify whether a still image or video

is synthesized with AI (especially manipulated with GANs and its variants) or produced naturally with a camera. Generalize to unseen synthesized techniques, robust against various attacks (e.g., adversarial attacks, image/video transformations), and providing explainable detection results are three critical factors for a detector deployed in the wild. In this section, we mainly review recent studies on DeepFake detection based on their extracted features (e.g., spatial (Section 4.1), frequency (Section 4.2), and biological signals (Section 4.3)) and introduce their performance on the aforementioned three essential factors. To better present the DeepFake detection methods to readers, we use two tables (Table 5 and 6) to summarize the existing DeepFake detection methods and a chord diagram (Figure 9) to show the performance among various DeepFake detectors.

4.1 Spatial based Detection

4.1.1 Image forensics based detection

The traditional forensics-based techniques inspect the disparities in pixel-level, which is investigated by recent studies for DeepFake detection. They provide explainable clues in the detection and introduce the differences between real and fake. However, these works suffer the robustness issues when the images or videos are manipulated by simple transformations.

Li et al. (2018b) observe that the differences between synthesized faces and real faces are revealed in the chrominance components, especially in the residual domain. They propose to train a one-class classifier on real faces by leveraging the differences in the chrominance components for tackling the unseen GANs. However, their performance against perturbation attacks like image transformations is unknown.

Photo response non uniformity (PRNU) pattern is a noise pattern in a digital image caused by the light sensor in camera, which could be applied for distinguishing DeepFakes from authentic videos (Koopman et al., 2018). Others explore utilizing the co-occurrence matrices for differentiating real and fake faces (Nataraj et al., 2019). The insight behind these works is obvious, but their effectiveness in tackling challenging high-quality DeepFakes is not clear.

Similarly, in tackling the fake videos, researchers also borrow the ideas from the traditional video forensic by leveraging the local motion features captured from real videos to spot the abnormality of manipulated videos (Wang et al., 2020a). Leveraging the image/video forensic techniques is a direct idea for fighting against DeepFake by focusing on the low-level features, but they are not practical to be deployed in the wild where DeepFakes suffer known and unknown degradations.

4.1.2 DNN-based detection

These methods are totally data-driven by utilizing existing or designing new DNN-based models by extracting spatial

Table 5: Summary of existing DeepFake detection methods. We mainly show the time, author, the method type, employed classifier, the performance (e.g., worst and best performance), evaluation databases, evaluation object (e.g., image or video), compared baselines, and the detection capabilities in DeepFake detection. P, T, and B are employed for representing the baselines. P represents the method simply employs peer works for comparison, T indicates the method simply adopts some simple CNN models for comparison, B denotes the method leverages both peer works and conventional CNN models for comparison. G, R, and E are adopted for representing the capabilities of detection method. G represents whether the method has the generalization capabilities in tackling unseen DeepFakes, R indicates whether the method is robust against various attacks, especially image/ video transformations, E denotes whether the method provides explainable detection results. In total, there are 108 methods listed in the table.

Time	Author	Method	Classifier	Performance		Databases	Multimedia		B/L	Capabilities		
				Worst	Best		Img	Vid		G	R	E
2017.08.04	Zhang et al. (2017)	Type I5	SVM, RF, MLP	ACC: 0.654	ACC: 0.9355	Self-built	✓	×	N/A	×	×	×
2018.03.29	Zhou et al. (2017)	Type I2	CNN	N/A	AUC: 0.927	Self-built	✓	×	B	×	×	×
2018.04.10	Marra et al. (2018)	Type I2	N/A	N/A	N/A	Self-built	✓	×	N/A	×	✓	×
2018.06.11	Li et al. (2018c)	Type III2	CNN	N/A	AUC: 0.99	UADFV	×	✓	N/A	×	×	✓
2018.06.20	Mo et al. (2018)	Type I2	CNN	N/A	ACC: 0.994 PGGAN	Self-built	✓	×	N/A	×	×	×
2018.08.29	Koopman et al. (2018)	Type I1	N/A	N/A	N/A	Self-built	×	✓	N/A	×	×	×
2018.09.04	Afchar et al. (2018)	Type I2	CNN	ACC: 0.891	ACC: 0.984	FF++	×	✓	N/A	×	×	×
github.com/DariusA/MesoNet												
2018.10.15	Tariq et al. (2018)	Type I2	CNN	ACC: 0.9399	ACC: 0.9999	Self-built	✓	×	T	×	×	×
2018.10.18	Hsu et al. (2018)	Type I2	CNN	ACC: 0.818 WGAN-GP	ACC: 0.947 LSGAN	Self-built	✓	×	B	×	×	×
2018.11.12	Li et al. (2018a)	Type IV1	N/A	N/A	N/A	Self-built	✓	×	N/A	✓	×	×
2018.11.27	Güera and Delp (2018)	Type III2	RNN	ACC: 0.967	ACC: 0.971	Self-built	×	✓	N/A	×	×	✓
2018.12.20	Korshunov and Marcel (2018)	Type III1	CNN	N/A	EER: 0.0333	DeepFake-TIMIT	×	✓	B	×	×	✓
2019.01.07	Matern et al. (2019)	Type III2	KNN, MLP, LR	AUC: 0.843 Glow	AUC: 0.866	FF	✓	×	N/A	×	×	✓
2019.02.26	Chen et al. (2019d)	Type IV1	SVM	ACC: 1.0	ACC: 1.0	Self-built	✓	×	N/A	×	✓	×
2019.03.28	Marra et al. (2019a)	Type III1	N/A	ACC: 0.99	ACC: 0.998	Self-built	✓	×	N/A	✓	×	×
2019.03.30	Yang et al. (2019b)	Type III2	SVM	AUC: 0.83	AUC: 0.9413	Self-built	✓	✓	T	×	×	✓
2019.05.12	Nguyen et al. (2019b)	Type I2	CNN	ACC: 0.8333	ACC: 0.9933	FF	×	✓	T	×	✓	×
2019.05.12	Yang et al. (2019a)	Type III2	SVM	AUC: 0.843	AUC: 0.89	MFC, UADFV	×	✓	N/A	×	×	✓
2019.05.16	Sabir et al. (2019)	Type I2	RNN	ACC: 0.9843	ACC: 0.9959	FF++	×	✓	T	×	×	×
2019.05.22	Li and Lyu (2019)	Type III2	CNN	ACC: 0.932	ACC: 0.999	UADFV, DeepFake-TIMIT	×	✓	B	×	×	✓
2019.06.17	Nguyen et al. (2019a)	Type I2	CNN	ACC: 0.5232	ACC: 0.9277	FF++	×	✓	P	✓	×	×
2019.06.18	Agarwal et al. (2019)	Type I3	SVM	AUC: 0.93	AUC: 1	Self-built	×	✓	N/A	×	×	✓
2019.06.18	Fernandes et al. (2019)	Type III3	LSTM, VAE	AUC: 0.93	AUC: 1	Self-built	✓	✓	N/A	×	×	✓
2019.06.18	Amerini et al. (2019)	Type I2	CNN	ACC: 0.7546	ACC: 0.8161	FF++	×	✓	N/A	×	×	×
2019.08.16	Yu et al. (2019c)	Type III1	CNN	ACC: 0.9766	ACC: 0.9950	Self-built	✓	×	B	✓	×	✓
github.com/ningyu1991/GANFingerprints												
2019.09.01	Dang et al. (2019)	Type I2	CNN	AUC: 0.90	AUC: 0.934	Self-built	✓	×	B	×	×	×
2019.09.22	He et al. (2019a)	Type I2	CNN	ACC: 0.9987	ACC: 1.0	Self-built	✓	×	P	×	✓	×
2019.09.22	McCloskey and Albright (2019)	Type III1	SVM	AUC: 0.61	AUC: 0.92	Self-built	✓	×	N/A	×	×	×
2019.10.03	Nataraj et al. (2019)	Type I1	CNN	ACC: 0.9937 StarGAN	ACC: 9971 cycleGAN	Self-built	✓	×	B	✓	✓	×
2019.10.06	Marra et al. (2019b)	Type I2	Multi-task Incremental Learning	ACC: 0.6771	ACC: 0.9937	Self-built	✓	×	B	×	×	×
2019.10.12	Songsri-in and Zafeiriou (2019)	Type I4	CNN	N/A	ACC: 0.9926	FF++	✓	✓	T	×	×	×
2019.10.15	Zhang et al. (2019)	Type III1	CNN	ACC: 0.786	ACC: 1	Self-built	✓	×	B	✓	✓	✓
github.com/ColumbiaDVM/AutoGAN												
2019.10.29	Nguyen et al. (2019c)	Type I2	CNN	N/A	ACC: 0.9311	FF++	×	✓	T	×	×	×
2019.11.11	Sohrawardi et al. (2019)	Type I3	LSTM	ACC: 0.86	ACC: 0.95	FF++	×	✓	P	×	✓	×
2019.11.17	Fernando et al. (2019)	Type I2	HMN	ACC: 0.8412	ACC: 0.9997	FF++	✓	✓	B	✓	✓	×
2019.11.27	Cozzolino et al. (2018)	Type I2	CNN	ACC: 0.7062	ACC: 1.0	Self-built	✓	×	B	✓	×	×
2019.12.10	Xuan et al. (2019)	Type I2	CNN	ACC: 0.6055	ACC: 0.9545	Self-built	✓	×	N/A	×	×	×
2019.12.12	Li et al. (2019a)	Type I4	CNN	ACC: 0.9835	AUC: 0.9918	FF++	×	✓	T	×	×	×
2019.12.21	Yu et al. (2019a)	Type I2	CNN	ACC: 0.805	ACC: 0.981	FF++	✓	✓	T	×	×	×
2020.01.03	Hsu et al. (2020)	Type I2	CNN	Pre.: 0.929 DCGAN	Pre.: 0.988 WGAN	Self-built	✓	×	P	×	×	×
2020.01.21	Kumar et al. (2020)	Type I2	CNN	ACC.: 0.9120	ACC.: 0.9996	FF	×	✓	B	×	✓	×
2020.02.11	Tarasiou and Zafeiriou (2020)	Type I2	CNN	ACC: 0.8876	ACC: 0.9803	Google DFD, FF++, Celeb-DF	×	✓	N/A	×	×	×
2020.03.03	Durall et al. (2020)	Type II2	CNN	ACC: 0.85	ACC: 0.90	FF++	×	✓	N/A	×	×	✓
2020.03.04	Durall et al. (2019)	Type II2	SVM, K-Means, LR	ACC: 0.9	ACC: 1	FF++	✓	✓	N/A	×	×	×
github.com/cc-hpc-itwm/DeepFakeDetection												
2020.03.19	Liu et al. (2020b)	Type I2	CNN	ACC: 0.9854	ACC: 0.991	Self-built	✓	×	B	✓	✓	×
2020.03.19	Kumar et al. (2020)	Type I2	CNN	AUC: 0.8273	AUC: 0.997	FF++, Celeb-DF	×	✓	B	×	×	×
2020.03.27	Mansourifar and Shi (2020)	Type I2	CNN	N/A	ACC: 0.81	Self-built	✓	×	P	×	×	×
2020.04.06	Dogonadze et al. (2020)	Type I2	CNN	N/A	ACC: 0.748	FF++	✓	✓	B	×	×	×
github.com/Megatvini/DeepFaceForgeryDetection/												
2020.04.16	Bonettini et al. (2020a)	Type II2	RF	ACC: 0.9813	ACC: 1	Self-built	✓	×	B	×	✓	×
2020.04.16	Bonettini et al. (2020b)	Type I2	CNN	AUC: 0.8785	AUC: 0.9444	DFDC, FF++	×	✓	T	×	×	×
github.com/polimi-ispl/icpr2020dfdc												
2020.04.19	Li et al. (2020b)	Type I4	HRNet (Sun et al., 2019)	AUC: 0.7115	AUC: 0.9540	Celeb-DF, DFDC, FF++, Google DFD	×	✓	B	✓	×	✓
2020.04.22	Guarnera et al. (2020a)	Type I5	KNN, SVM, LDA	ACC: 0.8840 GDWCT	ACC: 0.9981 StyleGAN2	Self-built	✓	×	N/A	×	×	✓
2020.04.29	Agarwal et al. (2020a)	Type I3	CNN	AUC: 0.824	AUC: 0.989	Celeb-DF, DFDC-Preview	×	✓	B	✓	×	×
2020.05.04	Wu et al. (2020)	Type I2	CNN+RNN	ACC: 0.9011	ACC: 0.9857	FF++	×	✓	B	×	×	×
2020.05.12	Hulzebosch et al. (2020)	Type I5	CNN	ACC: 0.983	ACC: 0.998	Self-built	✓	×	N/A	✓	✓	✓
2020.05.17	Sambhu and Canavan (2020)	Type I2	CNN	ACC: 0.993	ACC: 0.996	FF++	✓	✓	T	×	×	×
2020.05.19	Ding et al. (2020)	Type I2	CNN	ACC: 0.9197	ACC: 1	Self-built	✓	×	N/A	×	×	×
2020.06.01	Chugh et al. (2020)	Type III1	N/A	ACC: 0.916	ACC: 0.983	DFDC, DeepFake-TIMIT	×	✓	B	×	×	✓
2020.06.09	Huang et al. (2020c)	Type I4	CNN	N/A	N/A	Self-built	✓	×	N/A	✓	✓	✓
2020.06.16	Mas Montserrat et al. (2020)	Type I2	RNN, CNN	-	log-likelihood err: 0.321	DFDC	×	✓	B	✓	×	×

Table 6: Continued Table 5.

Time	Author	Method	Classifier	Performance		Databases	Multimedia		B/L	Capabilities		
				Worst	Best		Img	Vid		G	R	E
2020.06.16	Agarwal et al. (2020b)	Type III1	CNN	ACC: 0.928	ACC: 0.97	Self-built	×	✓	N/A	×	×	✓
2020.06.16	Tursman et al. (2020)	Type III2	Hierarchical Clustering	ACC: 0.60	ACC: 0.98	Self-built	×	✓	T	×	×	✓
2020.06.16	Wang et al. (2020e)	Type I2	CNN	Pre.: 0.529	Pre.: 1.0	FF++	✓	✓	P	✓	✓	×
2020.06.16	Khalid and Woo (2020)	Type I2	One-class VAE	ACC: 0.712	ACC: 0.982	FF++	×	✓	B	×	×	×
2020.06.19	Bai et al. (2020)	Type II2	CNN	ACC: 0.9319	ACC: 0.9768	Self-built	✓	×	B	×	×	×
2020.06.26	Frank et al. (2020)	Type II2	CNN	ACC: 0.9780	ACC: 0.9991	Self-built	✓	×	T	×	✓	✓
2020.06.26	de Lima et al. (2020)	Type I2	CNN	ACC: 0.7625	ACC: 0.9826	Celeb-DF	×	✓	B	×	×	×
2020.06.28	Trinh et al. (2020)	Type I2	DNN	ACC: 0.9037	ACC: 0.9625	FF++, Celeb-DF	×	✓	B	×	×	✓
2020.07.02	Tolosana et al. (2020a)	Type IV1	N/A	N/A	N/A	FF++, Celeb-DF, DFDC, UADFV	×	✓	N/A	×	×	×
2020.07.15	Pishori et al. (2020)	Type IV1	LSTM, Eye Blink, Grayscale Histograms	ACC: 0.8167	ACC: 0.8571	DFDC	×	✓	B	×	×	✓
2020.07.16	Wang et al. (2020d)	Type I5	CNN	ACC: 0.682 DFDC ACC: 0.88 StarGAN	ACC: 0.985 FF++ ACC: 0.986 PGGAN	Celeb-DF FF++, DFDC	✓	✓	B	✓	×	✓
2020.07.19	Ciftci et al. (2020a)	Type III3	CNN	ACC: 0.9107	ACC: 0.96	FF++, Celeb-DF, FF, FakeCatcher	×	✓	B	✓	×	✓
2020.07.20	Goebel et al. (2020)	Type I4	CNN	N/A	ACC: 0.9916	Self-built	✓	×	B	✓	✓	✓
2020.07.30	Bonomi et al. (2020)	Type I3	SVM	ACC: 0.8595	ACC: 0.9024	FF++	×	✓	B	✓	✓	✓
2020.08.01	Mittal et al. (2020)	Type III1	N/A	ACC: 0.844	ACC: 0.966	DFDC, DeepFake-TIMIT	×	✓	B	✓	×	✓
2020.08.07	Guarnera et al. (2020b)	Type I3	Random Forest	ACC: 0.7219	ACC: 0.9964	Self-built	✓	✓	B	×	✓	✓
2020.08.10	Jeon et al. (2020b)	Type I2	SVM, RF, MLP	ACC: 0.654	ACC: 0.9355	Self-built	✓	✓	N/A	×	×	×
2020.08.10	Jeon et al. (2020a)	Type I2	CNN	AUC: 0.7969	AUC: 0.9839	Self-built	✓	×	B	✓	×	×
2020.08.11	Li et al. (2020c)	Type I2	S-MIL	ACC: 0.7535	ACC: 1.0	Celeb-DF, FF++, DFDC	×	✓	B	×	×	×
2020.08.11	Wang et al. (2020a)	Type I1	AdaBoost	ACC: 0.565	ACC: 0.991	FF++	×	✓	B	✓	✓	✓
2020.08.24	Chai et al. (2020)	Type I3	CNN	Pre.: 0.9138	Pre.: 1	FF++	✓	✓	T	✓	×	✓
2020.08.26	Qi et al. (2020)	Type III3	CNN	ACC: 0.641	ACC: 1.0	FF++, DFDC	×	✓	B	×	✓	✓
2020.08.26	Ciftci et al. (2020b)	Type III2	CNN	ACC: 0.8662	ACC: 0.9466	FF++, Celeb-DF	×	✓	T	✓	×	✓
2020.08.27	Nirkin et al. (2020)	Type I3	CNN	AUC: 0.66	AUC: 0.997	Celeb-DF, FF++, DFDC	×	✓	B	✓	×	✓
2020.08.31	Li et al. (2018b)	Type I1	one-class	ACC: 0.9795	ACC: 1	Self-built	✓	×	B	✓	×	✓
2020.09.04	Masi et al. (2020)	Type I2	RNN	AUC: 0.8659	AUC: 0.9912	Celeb-DF, FF++, DFDC	×	✓	B	✓	×	×
2020.09.13	Feng et al. (2020)	Type I2	CNN	AUC: 0.999	AUC: 0.999	UADFV, Celeb-DF, FF++	×	✓	B	✓	×	×
2020.09.16	Tariq et al. (2020)	Type I2	Convolutional LSTM	ACC: 0.7412	ACC: 0.995	FF++	×	✓	B	✓	×	×
2020.09.20	Du et al. (2019)	Type IV	CNN	ACC: 0.5905	ACC: 0.9991	Self-built	✓	✓	B	✓	×	×
2020.10.02	Barni et al. (2020)	Type II2	CNN	-	ACC: 0.997	Self-built	✓	×	N/A	✓	✓	✓
2020.10.12	Hu et al. (2020)	Type III2	N/A	N/A	AUC: 0.94	Self-built	✓	×	N/A	×	×	✓
2020.10.22	Ganiyusufoglu et al. (2020)	Type I2	3D CNN	Pre.: 0.9429	Pre.: 0.9929	FF++, DFDC	×	✓	T	✓	×	×
2020.10.24	Dang et al. (2020)	Type I4	CNN	ACC: 0.712	ACC: 0.984	Celeb-DF, UADFV, DFFD	✓	×	B	✓	×	✓
2020.10.27	Qian et al. (2020)	Type II2	CNN	ACC: 0.9043	ACC: 0.9999	FF++	×	✓	B	×	✓	×
2020.10.27	Yu et al. (2020b)	Type II2	CNN	ACC: 0.9895	ACC: 0.9975	FF++, DFDC	✓	✓	B	✓	×	×
2020.10.28	Chen and Yang (2020)	Type I2	CNN	ACC: 0.9575	ACC: 0.9998	FF++, Celeb-DF	✓	✓	B	✓	×	✓
2020.11.16	Bondi et al. (2020)	Type IV1	CNN	AUC: 0.922	AUC: 0.998	Celeb-DF, FF++, DFDC	×	✓	T	✓	✓	×
2020.11.19	Zhu et al. (2020b)	Type I2	CNN	ACC: 0.8731	ACC: 0.9972	FF++, DFDC, Google DFD	×	✓	B	✓	✓	✓
2020.11.19	Wang et al. (2020g)	Type I3	CNN	ACC: 0.9438	ACC: 0.9935	FF++	×	✓	P	✓	×	✓
2020.12.04	Cozzolino et al. (2020)	Type I2	CNN	AUC: 0.863	AUC: 0.960	FF++, DFDC, Google DFD	×	✓	T	×	✓	×
2020.12.07	Dong et al. (2020)	Type IV1	CNN	AUC: 0.9061	AUC: 0.9854	Google DFD, FF++, Celeb-DF, Vox-DeepFake	×	✓	B	✓	✓	✓
2020.12.07	Pu et al. (2020)	Type IV1	CNN	F1: 0.9014	F1: 0.9963	Self-built	✓	×	P	✓	✓	✓
2020.12.08	Kukanov et al. (2020)	Type IV1	CNN	EER: 7.16	EER: 6.03	DeepFake-TIMIT, FF++	✓	×	P	×	×	×
2020.12.14	Hernandez-Ortega et al. (2020)	Type III3	Convolutional Attention Net	ACC: 0.944	ACC: 0.987	Celeb-DF, DFDC-Preview	×	✓	P	×	×	✓
2020.12.14	Haliassos et al. (2020)	Type III2	CNN	AUC: 0.735	AUC: 0.997	DeeperForensics, Celeb-DF, FF++, DFDC	✓	×	B	✓	✓	✓
2020.12.16	Zhao et al. (2020)	Type I3	CNN	AUC: 0.9438	AUC: 0.9998	Google DFD, Celeb-DF, DFDC, FF++, DFDC-Preview, DeeperForensics	×	✓	P	✓	✓	✓
2020.12.16	Guo et al. (2020b)	Type I2	CNN	ACC: 0.9102	ACC: 0.9852	FF++	✓	✓	T	✓	✓	×
2020.12.19	Sun et al. (2020a)	Type I2	CNN	AUC: 0.681	AUC: 0.738	FF++, Celeb-DF	×	✓	B	×	✓	✓

features to improve the effectiveness and generalization ability of detection. However, these DNN-based detection methods all suffer from the adversarial attacks with additive noises and all the studies failed in evaluating their effectiveness in tackling adversarial noise attacks. The existing studies by leveraging DNN to identify DeepFakes can be classified into the following three categories.

Improving generalization abilities. Conventional DNNs have been widely applied in detecting fake faces, but they will overfit to specific manipulation types and suffer the transferability issues where the capabilities of unseen manipulation methods are lacking. Thus, motivated by the social perception and social cognition processes of the human brain, a novel hierarchical memory network (HMN) is employed for detecting fake faces to address the transferability issues and improve the effectiveness in tackling unknown GANs (Fernando et al., 2019).

Gram-Net (Liu et al., 2020b) improves the robustness and generalization ability to existing CNNs in discriminating synthesized fake faces by leveraging global texture features. Experimental results indicate that Gram-Net shows strong robustness against perturbation attacks like downsampling, JPEG compression, blur, and noise. Additionally, Gram-Net claims its generalization ability in tackling different GANs, which has shown promising applications in the wild.

Wang et al. (2020e) observe that a binary classifier by leveraging a simple ResNet-50 as the backbone which is a pre-trained model with ImageNet shows strong generalization capabilities in detecting GAN-synthesized still images. Their classifier is merely trained on PGGAN database and could be well generalized to other GAN architectures like StyleGAN, StarGAN, etc. Experiments show that they are robust against perturbation attacks by incorporating various data augmentation strategies into the training process. Obviously, detecting still images synthesized by SOTA GANs like StyleGAN is not hard.

OC-FakeDect (Khalid and Woo, 2020) proposes training on real faces with a one-class variational autoencoder (VAE) to detect synthesized fake faces. OC-FakeDect is vastly different from all the existing detectors which is highly dependent on collected fake faces by using binary classifiers. They claim that the approach has a good performance in generalizing across different DeepFake methods, but their robustness against perturbation attacks is unclear.

Investigating the artifact clues. In order to focus on the intrinsic forensics clues, image preprocessing by using smoothing filtering or noise is employed for destroying the low-level unstable artifacts in GAN-synthesized images (Xuan et al., 2019). Investigating the intrinsic clues could significantly improve the generalization ability of the CNN model in identifying unknown GANs.

A two-branch network is proposed for amplifying the artifacts in the synthesized faces by combing clues from the color

domain and frequency domain (Masi et al., 2020). Furthermore, the two-branch network has claimed a good performance across datasets.

CLRNet (Tariq et al., 2020) proposes a convolutional LSTM based residual network for capturing the temporal information in consecutive frames. Transfer learning is employed for improving the generalization ability in tackling fake videos created with different synthetic methods.

SSTNet (Wu et al., 2020) incorporates the spatial, steganalysis, and temporal features for detecting DeepFakes. Specifically, a deep model XceptionNet is employed for extracting spatial features, a simplified XceptionNet with a constraint on the conventional filter to learn statistical characteristics of image pixels for steganalysis feature extraction, RNN is applied for extracting temporal features. SSTNet reveals that combing multi-modal features from a wide range of levels is a promising idea for developing powerful DeepFake detectors.

Instead of using various CNN models for addressing general object recognition tasks, researchers observed that the face recognition systems focus on learning the representation of faces. Thus, Nhu et al. (2018) employ a deep face recognition system to extract the face representation for building a binary classifier to detect real and fake faces. DPNet (Trinh et al., 2020) captures the temporal dynamic features with a carefully designed DNN to build an *interpretable* DeepFake detection framework to explain why a video is predicted as fake.

In DeepFake videos, the temporal artifacts across frames indicate the abnormal face in the video. A recurrent convolutional network is exploited to capture the temporal discrepancies in fake videos (Sabir et al., 2019). de Lima et al. (2020) have employed the temporal information by leveraging various typical CNNs for DeepFake detection.

Empowering CNN models. FDFtNet (Jeon et al., 2020b) provides a reusable fine-tuning network to improve the capabilities of existing CNN models (e.g., SqueezeNet, ShallowNetV3, ResNetV2, and Xception) in detecting fake images effectively. A fine-tune transformer (FTT) is designed with self-attention to extract different features from the image, then an MBblockV3 adopts different convolution and structure techniques to extract features. FDFtNet outperforms the baselines by using various CNNs. However, their robustness in tackling with unseen GANs and the evaluation on perturbation attacks is still unclear.

Inspired by the advances of deep learning, various DNN-based approaches are continuously proposed for distinguishing synthesized fake faces, such as deep transfer learning (Ding et al., 2020; Dogonadze et al., 2020; Jeon et al., 2020a), customized CNN (Dang et al., 2019; Marra et al., 2020; Cozzolino et al., 2018), CNN with local features (Tarasiou and Zafeiriou, 2020), CNN with optical flow (Amerini et al., 2019), ensemble CNNs (Bonettini et al., 2020b; Tariq et al., 2018), light-weight CNN (Sambhu and Canavan, 2020), 3D CNNs (Ganiyusufoglu et al., 2020), a two-stream CNN using RGB space and multi-scale retinex space (Chen et al., 2019a), two-

stream Faster R-CNN with features from the RGB image and noise features by using steganalysis (Zhou et al., 2018), two-stream neural network with GoogLeNet for observing artifacts and a patch-based triplet network for capturing local noise residual (Zhou et al., 2017), multistream deep learning network for capturing the artifacts by using Face2Face reenactment (Kumar et al., 2020), incorporating CNN with image segmentation (Yu et al., 2019a), capsule networks (Nguyen et al., 2019b,c), pairwise learning (Hsu et al., 2020), metric learning (Kumar et al., 2020), incremental learning (Marra et al., 2019b), multiple instance learning (Li et al., 2020c), few-shot learning (Mansourifar and Shi, 2020), enhanced MesoNet (Kawa and Syga, 2020; Afchar et al., 2018), a combination with CNN and RNN (Güera and Delp, 2018; Mas Montserrat et al., 2020), DNN with contrastive loss (Hsu et al., 2018).

Though, numerous studies are working on proposing various DNN-based detection methods to discern fake faces. However, they are not robust to be deployed in dealing with real-world scenarios according to a recent study (Hulzebosch et al., 2020). Leveraging the power of CNN models as the backbone is a promising idea for detecting DeepFakes in the wild, however, the biggest obstacle is that the DNN models are susceptible to adversarial noise attacks.

4.1.3 Obvious artifacts clues

Due to the limitation of existing AI techniques, the generated DeepFakes exhibit some obvious artifacts which could be leveraged for detection by using some simple DNN models. Chai et al. (2020) investigate that local patches have redundant artifacts which could be used for differentiating fake faces. A fully convolutional approach is applied for training classifiers to focus on image patches. This approach can be well generalized across different network architectures, image datasets, etc. The discrepancy between faces and their context is another artifact clue for detecting fake faces (Nirkin et al., 2020). A face identification network is trained by using the face region to identify the person, while a context recognition network is trained by utilizing the face context like hair, ear to identify the person. Two vectors from the aforementioned two networks are compared for detecting the identity-to-identity discrepancies. This approach also has a good generalization ability across GANs. For each individual that is speaking, their facial and head movements are always in distinct pattern (Agarwal et al., 2019, 2020a). This could be exploited to protect celebrities with large historic training data. These approaches simply leverage the artifact clues for detection without introducing any new DNN models, thus they will be invalid when the GAN is updated or the artifacts are fixed in the new version.

4.1.4 Detection and localization

Beyond DeepFake detection, some researchers are working on locating the manipulated regions which provides evidence for

forensics and inspires future work to develop more powerful DeepFake detectors by focusing on the manipulated regions. FakeLocator (Huang et al., 2020c) investigates the architecture of existing GANs and observed that the imperfection of upsampling methods exhibits obvious clues for detection and forgery localization where the manipulated area could be precisely marked. They employ an encoder-decoder network to extract the fake texture with devised gray-scale prediction map for better detection and localization. FakeLocator performs well across different GANs and shows strong generalization capabilities in unknown synthetic techniques. Furthermore, the robustness against perturbation attack (e.g., compression, blur, noise, and low-resolution) is also promising. Locating the manipulated area provides clear explanations why the image is identified as fake.

Dang et al. (2020) also study the localization of forgery area in fake faces by estimating an image-specific attention map. However, the estimation of the attention map fails to work in a totally unsupervised manner. The inverse intersection non-containment (IINC), a novel metric, is proposed for evaluating the performance of facial forgery localization. They also claim that forgery detection can work well in both seen and unseen synthetic techniques. The evaluation of the robustness against perturbation attacks is still lacking. The proposed attention map predicts the manipulated pixels, which provides a direct decision for determining fake faces.

Multi-task learning could also be used for classifying and locating the manipulated facial images (Nguyen et al., 2019a). Formulating fake forensics as a segmentation task to localize the manipulated region in synthesized faces is another interesting idea in fighting DeepFakes (Li et al., 2019a; Chen and Yang, 2020). Combining deep learning and co-occurrence matrices could also be used for the detection, attribution, and localization of GAN images (Goebel et al., 2020).

Face X-ray (Li et al., 2020b) observes that a manipulated facial image always blends into an existing background image. Thus, the discrepancies across the blending the boundary could be used as a signal for detecting manipulated fake faces. Face X-ray is designed for working as both DeepFake detection and manipulated region localization.

Songsri-in and Zafeiriou (2019) release the first forensic localization dataset with labeled corresponding binary masks. The dataset contains real facial images, generated facial images, and partially manipulated facial images. ManTra-Net (Wu et al., 2019) proposes an end-to-end fully convolutional network for addressing various types of image forgery, such as splicing, copy-move, removal, enhancement, and even unknown types. ManTra-Net formulates the localization problem as local anomaly detection and has a board of applications than the existing image forgery localization methods.

4.1.5 Facial image preprocessing

Some studies propose preprocessing the facial images before sending them to binary classifiers for discrimination. These works hope that the preprocessed DeepFakes could expose their fake textures to classifiers.

FakeSpotter (Wang et al., 2020d) observes that the layer-by-layer neuron behaviors provide more subtle features for capturing the differences between real and fake faces. This work provides a new insight for spotting fake faces by monitoring third-party DNN-based neuron behaviors, which could be extended to other fields like fake speech detection (Wang et al., 2020c). Experimental results also show its robustness against four common perturbation attacks and its capabilities in detecting DeepFake videos. However, the generalization ability of unseen techniques is still unclear. FakeSpotter simply receives facial images as input, thus the detection result is lacking explainability.

The expectation maximization (EM) algorithm is employed for extracting the local features to represent the convolutional traces in the generated facial images (Guarnera et al., 2020a). Then, some naive classifiers like KNN, SVM, and LDA could easily classify real and fake faces. Actually, some dimension reduction algorithms like T-SNE could non-linearly separate the real and fake faces. However, the robustness against perturbation attacks and generalization ability in different GANs are unclear.

In the real-world scenario, videos always suffer various degradations such as compression, blurring, *etc.* ARENnet (Guo et al., 2020b) aims at highlighting the tampered artifacts by suppressing the image content to build a practical DeepFake detector. An adaptive residuals extraction network (AREN) is designed for suppressing image content to learn prediction residuals via an adaptive convolution layer. Then, a fake face detector ARENnet is constructed by integrating AREN with CNN to deal with the fake videos suffering degradations. ARENnet claims the robustness against perturbation attacks and generalization ability in unseen GANs.

Charitidis et al. (2020) also study to improve the quality of training dataset by employing dataset preprocessing techniques to remove the false face detection in videos. They observe that preprocessing the training dataset can significantly increase the detection performance in comparison with baselines.

Zhang et al. (2017) detect the key points in facial images and applied a descriptor to represent them for capturing the local information, then a linear classifier is applied for effective detection. This approach could be integrated into face verification systems to enhance their security.

Studies have shown that the preprocessed DeepFakes could obviously improve the detection performance. However, attackers can use other preprocessing techniques to remove the artifacts which could be used for DeepFake detection, which poses potential threats to the community.

4.2 Frequency based Detection

4.2.1 GAN-based artifacts

Instead of examining the visual artifacts, some researchers are working on investigating the imperfection design of existing GANs, which provides obvious signals for differentiating real and fake faces. They are normally working on the frequency domain.

McCloskey and Albright (2019) investigate the architecture of the generator model and observed that the internal value of the generator is normalized which limits the frequency of saturated pixels. Then, a simple SVM-based classifier is trained to measure the frequency of saturated and under-exposed pixels in each facial image for discriminating fake faces.

AutoGAN (Zhang et al., 2019) identifies a unique artifact in GANs which is introduced due to the upsampling design of common GAN pipelines. Then, a GAN simulator is proposed for simulating the artifacts without accessing pre-trained GANs to improve the generalization ability of existing detectors. The artifacts are manifested as replications of spectra in the frequency domain. Finally, a classifier is trained by using the frequency spectrum for discriminating GAN-synthesized fake faces. They claim that the observed GAN-based artifacts could generalize well in unseen synthetic techniques with similar architectures. However, their robustness against perturbation attacks is not explored.

Yu et al. (2019c) first introduce the GAN fingerprints for classifying the images as real or synthesized with GANs. The GAN fingerprints could be further utilized for predicting the source of images. Study has shown that small differences in GAN training could result in distinct GAN fingerprints. However, the fingerprints could be easily destroyed by simple perturbation attacks like blur, JPEG compression, *etc.* Other studies (Marra et al., 2019a) also leverage the GAN fingerprints for discriminating GAN-synthesized fake faces. The GAN artifacts are a promising clue for detection, however the artifacts could be easily corrupted with some simple image transformations like shallow reconstruction with PCA (Huang et al., 2020b).

4.2.2 Frequency domain

The differences between real and synthesized fake faces could also be revealed in the frequency domain.

Frank et al. (2020) comprehensively investigate the artifacts revealed in the frequency domain across different GAN architectures and datasets. They observe that severe artifacts are introduced due to the upsampling techniques in GANs. Experiments demonstrate that a classifier with a simple linear model and a CNN-based model could both achieve promising results on the entire frequency spectrum. Furthermore, the classifier trained on the frequency domain is robust against common

perturbation attacks (e.g. blurring, cropping) and tackles the future unseen GANs.

FGPD-FA (Bai et al., 2020) extracts three types of features (e.g., statistical, oriented gradient, and blob) in the frequency domain for differentiating real and fake faces. F³-Net (Qian et al., 2020) considers two complementary frequency-aware clues for detection, namely frequency-aware pattern from frequency-aware image decomposition, and local frequency statistics. Specifically, DCT is applied for frequency-domain transformation. Finally, a two-stream collaborative learning framework collaboratively learns the two frequency clues and achieves considerable performance in low-quality DeepFake video detection.

Barni et al. (2020) propose exploiting the inconsistencies among spectral bands, then a CNN model is trained with cross-band co-occurrence matrices and pixel co-occurrence matrices for discriminating real and fake faces. Yu et al. (2020b) explore the channel difference image (CDI) and spectrum image (SI) to work as intrinsic clues for distinguishing images generated with a camera and manipulated with AI techniques. Octave convolution (OctConv) (Chen et al., 2019b) is leveraged for capturing the frequency domain to learn the intrinsic feature from CDI and SI to determine fake faces. These two intrinsic clues are claimed to generalize well in unseen manipulations. Leveraging the frequency domain to distinguish real and fake faces is widely applied in recent studies (Durall et al., 2019; Bonettini et al., 2020a; Guarnera et al., 2020c).

4.3 Biological Signal based Detection

Real still facial images and videos are produced with cameras, which are natural compared to the synthesized fake faces. The biological signal artifacts in the synthesized fake faces provide obvious clues for fake detection. These biological signals can be classified into the following categories.

4.3.1 Visual-audio inconsistency

For DeepFake video, combining visual and audio to identify the inconsistency in fake faces is a new insight for distinguishing DeepFakes. These methods can well explain why the video is fake. A Siamese network is employed for modeling the visual and audio in videos with a combination of two triplet loss functions for measuring the similarity (Mittal et al., 2020). Specifically, one loss function is designed for computing the similarity between visual and audio, the other loss function is devised for calculating the effect cues, like perceived emotion. Experiments show that it outperforms conventional DNN-based methods in detecting fake videos. Lip-sync is a typical DeepFake by generating a person's mouth to be consistent with a person's speech. With the basic insight that the dynamics of mouth shape are sometimes inconsistent

with a spoken phoneme due to the highly compelling circumstances. Specifically, the lips have to be closed when spoken some words that begin with *M, B, P*. However, this is violated in fake videos. Researchers leveraged this clue for detecting lip-sync DeepFakes (Agarwal et al., 2020b). Modality dissonance score (MDS) is proposed for measuring the audio-visual dissonance in videos (Chugh et al., 2020). Specifically, MDS is based on *contrastive loss* which enforces the distance between visual and audio to be closer for real, and further for synthesized fake video. Additionally, MDS can be used for temporal forgery localization which identifies the tampered segment in the video. However, Korshunov and Marcel (2018) investigate several baselines for evaluating existing studies in DeepFake detection including lip-sync inconsistency detection. They observe that detecting the inconsistency of lip-sync is not effective for fighting DeepFakes. They also release a public dataset for the community.

4.3.2 Visual inconsistency

Visual inconsistency indicates that the synthesized faces are not natural, especially the shape, facial features, and landmarks of faces. Li and Lyu (2019) observe that the synthesized fake faces are always in fixed sizes due to the limitation of computation resources and the production time of DeepFake algorithms. The fixed size of synthesized faces leaves artifacts in warping to match the source face, which can be employed for DeepFake detection. Then, a CNN model is trained for detecting the artifacts. The lack of eye blinking is another telltale sign for exposing DeepFakes (Li et al., 2018c). A CNN combined with a recursive neural network is trained for distinguishing the eye state. The mismatched facial landmarks in fake faces are invisible to human eyes, but they can be easily revealed from head poses estimated from 2D landmarks (Yang et al., 2019a,b). A naive SVM classifier is finally trained for capturing the differences between estimated head poses, which is further employed for DeepFake detection. Visual artifacts such as eyes, teeth, facial contours will be an important clue for exposing DeepFakes (Matern et al., 2019). The inconsistent corneal specular highlight between two eyes is another clue for exposing the GAN-synthesized faces (Hu et al., 2020). This inconsistency is mainly due to the lack of physical/physiological constraints in the existing popular GANs. These methods are all based on the observation that the fake faces exhibit obvious artifacts to human eyes, especially the inconsistencies that appeared in the face compared with real faces. They provide strong guarantees to explain the decision in distinguishing real or fake, but they will be invalid when advanced GANs are proposed. Furthermore, their robustness against perturbation attacks is unclear.

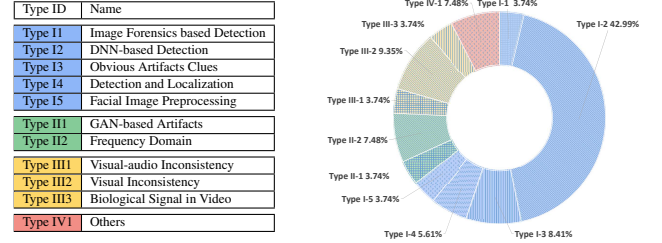
4.3.3 Biological signal in video

Biological signals in the video are not easily replicable. In FakeCatcher, six different biological signals are extracted to exploit the spatial and temporal coherence for authenticating real videos taken by the camera (Ciftci et al., 2020a). Studies have shown that the heart rate could be used for detecting fake videos, however, obtaining the heart rate from videos is a time-consuming task. Fernandes et al. (2019) use neural ordinary differential equation (Neural-ODE) (Chen et al., 2018b) trained on the original videos to predict the heart rate of testing videos. DeepRhythm also exposes DeepFake videos by monitoring the heartbeat rhythms (Qi et al., 2020). Specifically, they develop motion-magnified spatial-temporal representation (MMSTR) to video for highlighting the heart rhythm signals. Finally, a dual-spatial-temporal attentional network is designed for detecting fake video based on the output of MMSTR. DeepFakesON-Phys (Hernandez-Ortega et al., 2020) also leverages heart rate for DeepFake detection by using remote photoplethysmography (rPPG) to illustrate the presence of blood flow by observing the subtle color changes in human skins. A convolutional attention network (CAN) is proposed for extracting the spatial and temporal information from video frames to detect DeepFake video. Beyond the DeepFake detection, PPG could be used for discovering the generative model which is used for generating DeepFake (Ciftci et al., 2020b). In detecting DeepFake videos, the biological signal exposed by the heart rate provides promising clues for detection. This will be a promising idea for dealing with future advanced GANs, since the subtle biological characteristics are a challenge for synthesis.

4.4 Others DeepFake Detectors

Besides the aforementioned three types, some studies cannot be classified into any of them. Here, we introduce them with an independent subsection. Fraga-Lamas and Fernández-Caramés (2020) provide a comprehensive overview by leveraging distributed ledger technologies (DLT) to combat digital deception. Hasan and Salah (2019) also leverage blockchain to trace and track the source of multimedia which provides insight for combating DeepFake videos. Instead of a focus on the multimedia self, FakeET (Gupta et al., 2020) explores to leverage the user behavior clues for DeepFake detection, specifically the *eye-gaze*. Tolosana et al. (2020a) explore the role of different facial regions in contributing to the DeepFake detection. They find that the artifacts which exist in the specific facial region could improve the detection performance by a large margin than the entire face. Similarly, Du et al. (2019) observe that concentrating on the forgery region could help for DeepFake detection. Maurer (2000) approaches the DeepFake detection as a hypothesis testing problem and presents a generalizable

Figure 5: (L) Summary of various types of DeepFake detection methods, including the type ID and the name of each type. (R) The proportion of various types of DeepFake detection methods in our collected DeepFake detection papers.



statistical framework based on the information-theoretic study of authentication.

4.5 Summary of DeepFake Detection Methods

In this section, we use a table and a chord diagram to summarize the existing DeepFake detection methods.

Table 5 and 6 tabulate the summary of DeepFake detection methods, where Figure 5 gives the meaning of type ID and the proportions. In these two tables, we mainly show the method type, the adopted classifier, the claimed performance, compared baselines, and its capabilities with regard to the generalization capabilities in tackling unseen DeepFakes, the robustness against various attacks, and whether provides explainable detection results.

In analyzing the Table 5 and 6, we can find the following interesting findings. Due to the powerful capabilities of DNN model, CNN models are served as the most popular backbone in the DeepFake detection classifiers. However, linear machine learning models like KNN are rarely employed in detection. In employing the evaluation metrics, ACC and AUC are the two popular metrics for evaluating the performance of DeepFake detection methods. Compared with DeepFake videos, the still images are easier to be detected by various DeepFake detectors. Researchers tend to evaluate their method on public DeepFake videos, rather than build their own synthesized-images datasets for evaluation due to the lack of public fake image datasets. The existing studies claimed their effectiveness in detecting DeepFakes with high confidence, however most of them failed in evaluating their effectiveness in tackling unseen DeepFakes and their robustness against image/video transformations, which is critical for a detector deployed in the wild. Additionally, these methods failed in providing evidence to introduce the differences between real and fake, thus the explainability is limited in existing studies.

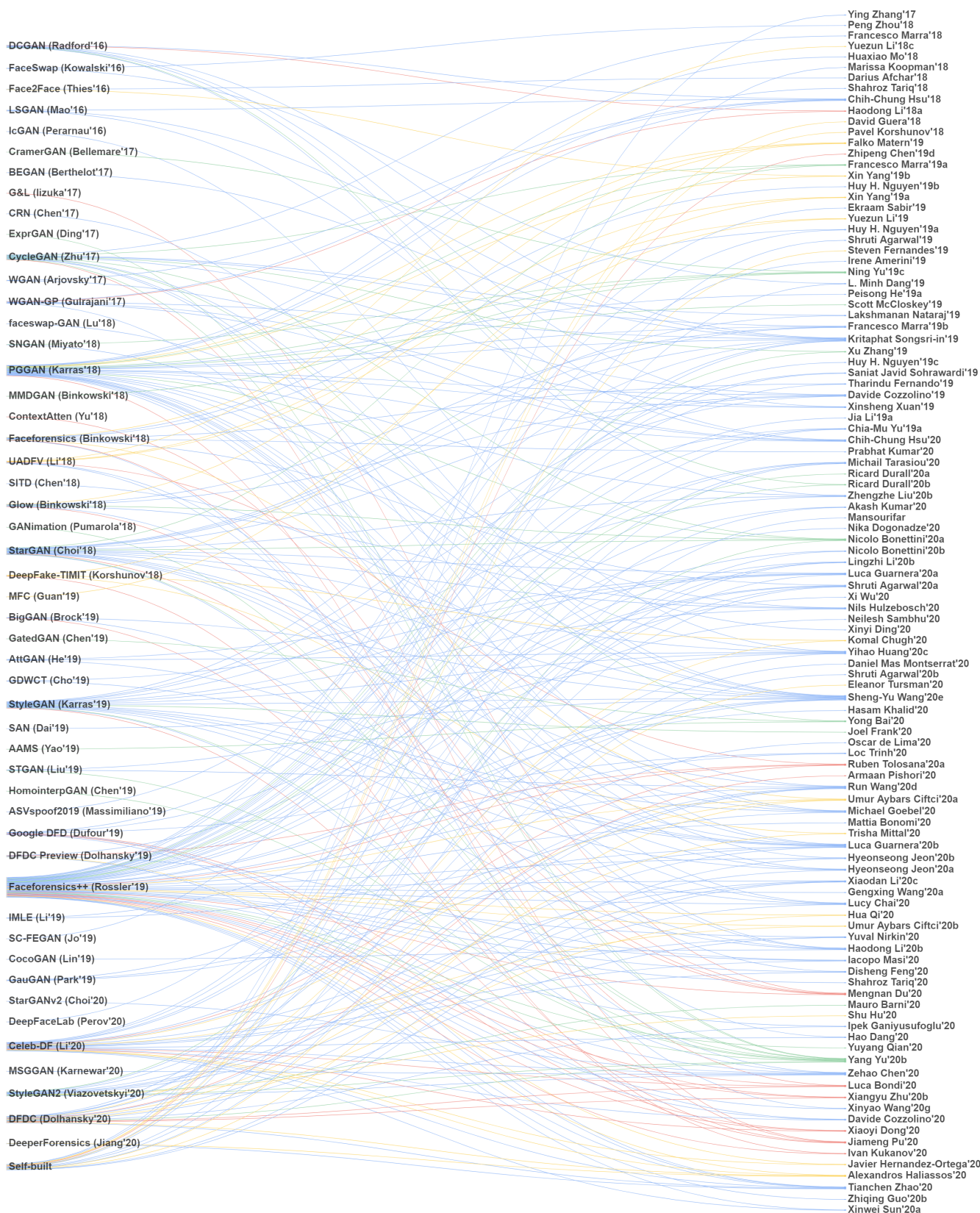


Figure 6: The “Battleground”. The Sankey diagram shows the interactions between various DeepFake detection methods (right column) and various DeepFake generation methods (left column). Both of the generation and detection methods are sorted by the release time and labeled with the corresponding years (same as the order in Table 4, 5 and 6). The four colors represent the different types of detection methods introduced in Table 5 and 6: Blue is Type-I (spatial based) methods, green is Type-II (frequency based) methods, yellow is Type-III (biological signal based) methods, and red is Type-IV (others) methods. Interactive diagram is available at <http://www.xujuefei.com/dfsurvey>.

5 Battleground

In the previous two sections, we have discussed recent advances in DeepFake generation methods (Section 3) and DeepFake detection methods (Section 4), respectively. The two parties naturally form a battleground, where the “offenders” or the “adversaries” are the DeepFake generation methods, and the “defenders” are the DeepFake detection methods. By illustrating and visualizing the battleground, we hope to gain insights and knowledge about the most current battling landscape and interactions between DeepFake generation and detection methods. We believe that incremental but continuous scientific progress can be made through the competition between adversaries and defenders, and new observations can be made when defeating the other side. It is the unceasing battling between the two parties that will most likely make possible the meaningful progress to push the field (*i.e.*, high-fidelity generation of DeepFakes as well as high-performance detection of DeepFakes) forward.

As previously tabulated in Table 4, we have surveyed 70 DeepFake generation methods in Section 3. As tabulated in Table 5 and 6, we have surveyed 108 DeepFake detection methods in Section 4. In order to create a full map of the battleground, for each of the DeepFake detection methods, we want to understand which DeepFake generation methods has the detector attempted to counter, *i.e.*, to perform DeepFake detection on. In the Sankey diagram (Wikipedia, 2021b) shown in Figure 6, we have chronologically arranged various surveyed DeepFake generation methods (including datasets) on the left column and various surveyed DeepFake detection methods on the right column. A curve connecting node A on the left and node B on the right means that DeepFake detection method B has evaluated and reported detection results on the DeepFake generation method A in its paper. After all the dots are connected by traversing this 70×108 generation-detection relationship matrix, Figure 6 now presents the status quo of the DeepFake generation-detection battleground. As can be seen from the out-degree for each node, we can tell, for example on the left side, how popular each DeepFake generation method is where a big cluster (such as FaceForensics++) translates to it being evaluated by a large number of DeepFake detection methods. Similarly, a big cluster on the right side indicates that a particular DeepFake detection method (such as Sheng-Yu Wang’s method) has evaluated extensively across various DeepFake generation methods. The four colors of the polylines represent the different types of detection methods introduced in Table 5 and 6 as well as tabulated in Table 5: **Blue is Type-I (spatial based) methods**, **green is Type-II (frequency-based) methods**, **yellow is Type-III (biological signal based) methods**, and **red is Type-IV (others) methods**. The ‘self-built’ methods on the left side bottom of the battleground represent the nameless methods taken by the detection methods as the target.

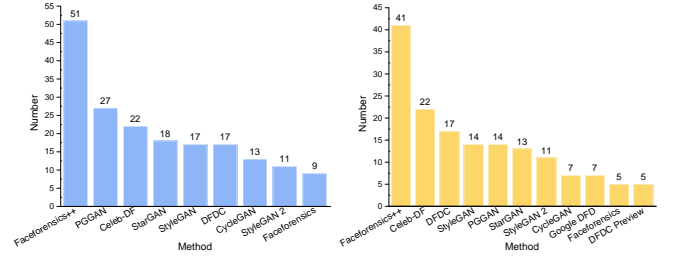


Figure 7: (L) Top-9 most popular DeepFake generation methods or datasets based on the battleground. (R) 2020’s Top-11 most popular DeepFake generation methods or datasets based on the battleground.

Figure 7 shows the top-9 most popular DeepFake generation methods or datasets based on the topology of the battleground figure, as well as the top-11 most popular DeepFake generation methods or datasets in the year 2020 alone. As expected, systemically organized DeepFake datasets such as FaceForensics++ (Rossler et al., 2019), Celeb-DF (Li et al., 2020d), DFDC (Dolhansky et al., 2020) as well as open-sourced high-fidelity face generation methods such as PGGAN (Karras et al., 2017), StarGAN (Choi et al., 2018), StyleGAN (Karras et al., 2019), *etc.*, are on top of the list.

Based on the discussion above regarding the most popular or most widely evaluated DeepFake generation methods or datasets, we have made some interesting observations: (1) the surveyed DeepFake detectors tend to perform detection experiments on DeepFake still images, much more than on DeepFake video detection tasks, (2) only a tiny portion of the surveyed detection methods work on both image and video tasks, (3) for those detectors that have attempted both image and video tasks, a majority of them tend to experiment on the latest high-fidelity image-based DeepFakes while on the not-so-latest video-based DeepFakes, although both modalities are concurrently accessible. This can be partially attributed to the fact that video-based DeepFake datasets are more scarce, and/or the latest ones are much more challenging to tackle.

We try to capture this phenomenon using the Sankey diagram in Figure 8, where only 10 of the surveyed 108 DeepFake detection methods have attempted DeepFake detection tasks on both the image and video modalities, and a curve connecting node A on the left column and node B on the right column means that a particular DeepFake detector evaluated on image-based DeepFake generation method A has also evaluated on video-based DeepFake generation method B, as reported in its paper.

On the same note, we are also curious to understand a particular DeepFake detection method listed on the right column of Figure 6, which previously published detectors has it benchmarked against. Figure 9 presents a chord diagram to show the “competition” among later detectors and earlier ones. In the chord diagram, each node represents a DeepFake detection method, and a link connecting node A and node B means that DeepFake detection method A has evaluated method B as a

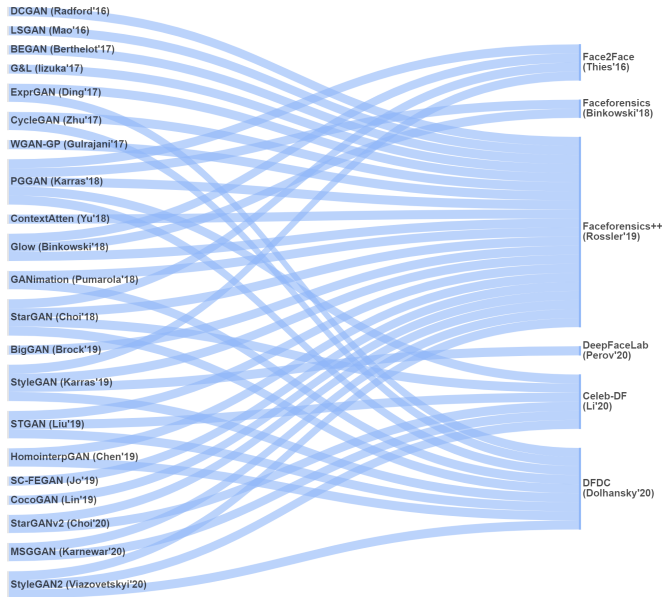


Figure 8: Relation pairs of the image- and video-based DeepFake generation methods that are simultaneously evaluated by some DeepFake detection methods. Interactive diagram is available at <http://www.xujuefei.com/dfsurvey>.

baseline in its paper, assuming method A comes after B. We have also noticed that many of the DeepFake detectors are benchmarked against common machine learning (ML) based classifiers such as KNN and logistic regression, or popular DNNs such as the ResNet (He et al., 2016), etc. Therefore, we also list out 30 popular ML-based methods in Figure 9, and a link between a DeepFake detection method A and an ML-based method B can be established when B is evaluated by A in its paper. We have provided an interactive diagram⁴ to facilitate the interpretation of the graph. The top-5 popular baselines adopted in the evaluation are XceptionNet (Chollet, 2017), Afchar et al. (2018), Nguyen et al. (2019a), ResNet (He et al., 2016), and Yang et al. (2019b). XceptionNet, ResNet, and VGG are the top-3 CNN models which are employed as baselines in comparison. Among these baselines, XceptionNet is the most popular baseline and more than one-third studies employ it as their baselines. Figure 10 (L) shows the top-11 most popular DeepFake detection methods chosen as baselines and Figure 10 (R) shows the top-10 most popular ML-based methods chosen as baselines by various DeepFake detectors, according to Figure 9. We can also recognize the DeepFake detection methods that have carried out the most extensive comparison experiments, *i.e.*, benchmarked against the most number of baselines from the chord diagram. Figure 11 (L) shows the top-9 DeepFake detection methods that have benchmarked against the most number of baselines, and Figure 11 (R) shows the top-8 DeepFake detection methods that have benchmarked against the most number of baselines in 2020.

Another way to measure the popularity of the DeepFake generation and detection method is through citation count as well as citations normalized by the number of days since exposure. Figure 12 (L) shows the top-10 DeepFake generation methods or datasets based on citations and Figure 12 (R) shows the top-10 DeepFake generation methods or datasets based on citations normalized by the number of days since exposure. Similarly, Figure 13 (L) shows the top-10 DeepFake detection methods based on citations and Figure 13 (R) shows the top-10 DeepFake detection methods based on citations normalized by the number of days since exposure. Additionally, Figure 14 shows the top-10 DeepFake generation methods or datasets based on Elo rating with a default score set to 1400.

Regarding DeepFake detection methods, based on the observations reported in Figure 13, 14, and 6, it is actually difficult to identify some seminal milestone papers, although some papers have received more popularity than others. This phenomenon can be attributed to multiple factors and it can be both a good thing and a bad thing. The field of DeepFake detection is relatively new, so it may take more time for any milestone papers to stand out. The lack of milestone papers can also be a positive indicator that the current state-of-the-art research is multi-threaded and does not anchor on a few seminal works. Whether we are able to see some research hot zones emerged as the time goes by, the field is poised to progress at a fast pace.

6 Evasion of DeepFake Detection

With the rapid development of DeepFake detectors, researchers start paying attention to design methods to evade the fake faces being detected. Specifically, given a real or fake face, evasion methods map it to a new one that cannot be correctly classified by the state-of-the-art DeepFake detectors, hiding the fake faces from being discovered. We can roughly divide all methods into three types.

The *first* type is based on the adversarial attack. For example, Carlini and Farid (2020) add imperceptible adversarial perturbations to the fake/real faces and show that even the state-of-the-art DeepFake detectors are vulnerable to both white-box and black-box attacks (Carlini and Wagner, 2017; Brown et al., 2017) with significant accuracy reduction on the public dataset (Wang et al., 2020e; Frank et al., 2020). Similarly, Gandhi and Jain (2020) use the fast gradient sign method (Goodfellow et al., 2014b) and C&W attacks (Carlini and Wagner, 2017) to fool DeepFake detectors. Then, they propose two methods with the Lipschitz regularization (Woods et al., 2019) and deep image prior (Ulyanov et al., 2018) to improve the adversarial robustness of DeepFake detectors. Neekhara et al. (2020) further study the adversarial attack-based evasion methods on the more challenging DeepFake Detection Challenge (DFDC) dataset (Dolhansky et al., 2020) and find that the input-preprocessing steps, as well as face detection methods across DeepFake detectors, make the adversarial transferability difficult. Then, they

⁴ <http://www.xujuefei.com/dfsurvey>

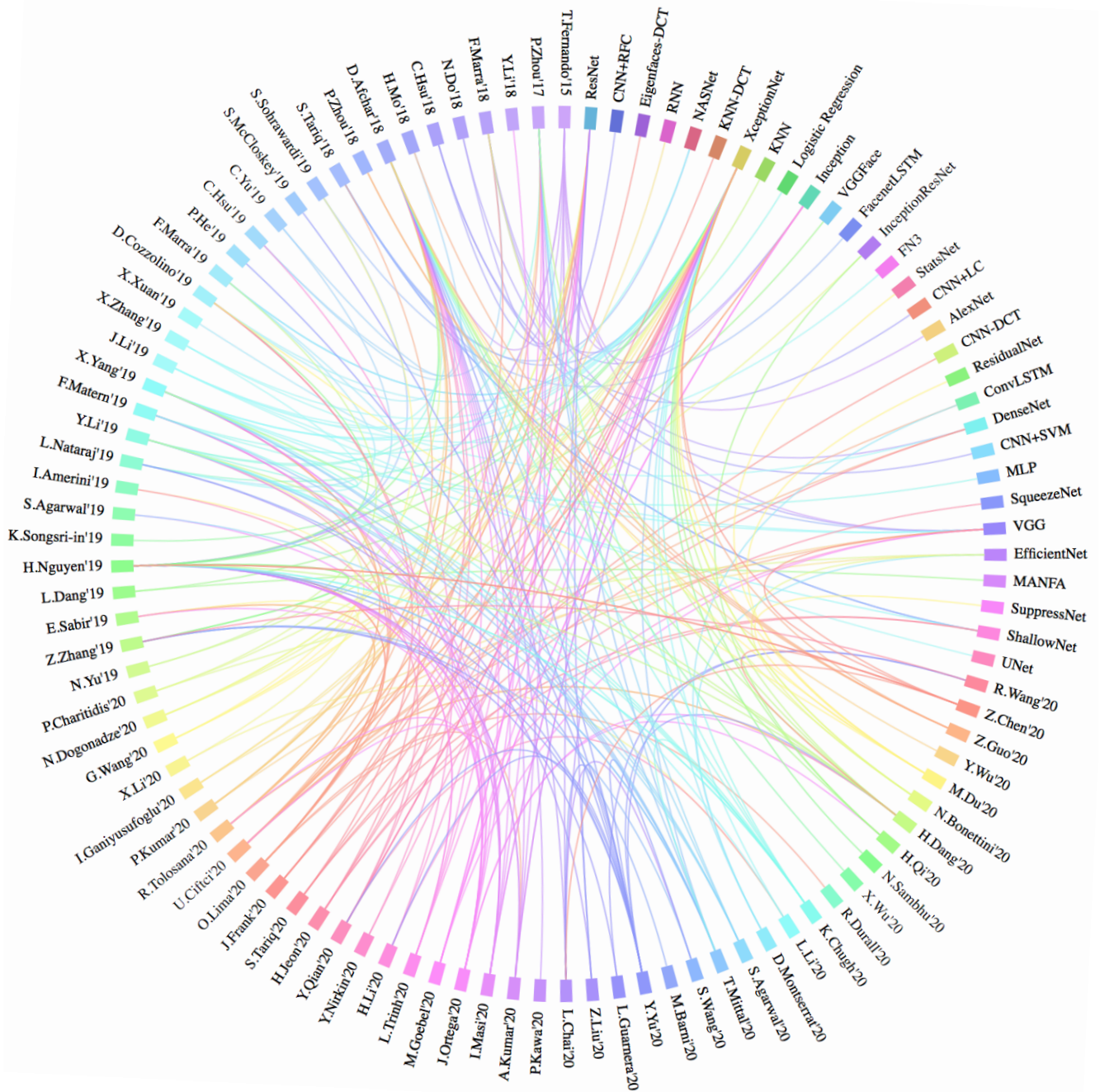


Figure 9: A chord diagram represents the comparison among the existing detection methods. The node indicates the method for DeepFake detection and the link represents that one of the work is served as the baseline in evaluation. The baselines include with and without the peer reviewed works and typical CNN models. Interactive diagram is available at <http://www.xujuefei.com/dfsurvey>.

implement a high transferability attack method based on the universal adversarial perturbations to alleviate the challenges. In general, the adversarial attack-based methods inevitably introduce noise to the face images, leading to quality reduction.

The *second* type of methods focus on removing the fake traces in the frequency domain. Durall et al. (2020) show that CNN-based generative deep networks with common up-sampling methods cannot reproduce spectral distributions of the real or natural training data, making the fake or generated

images easily identified. To alleviate this drawback, they propose a novel spectral regularization objective term for training the GANs. Jiang et al. (2020a) also note this phenomenon and propose the focal frequency loss bringing the optimization of generative models to the frequency domain, enhancing the synthesis quality significantly. Jung and Keuper (2020) identify a straightforward solution for this issue by equipping the generative models with a spectral discriminator, thus the new trained GANs can generate images with realistic frequency spectra.

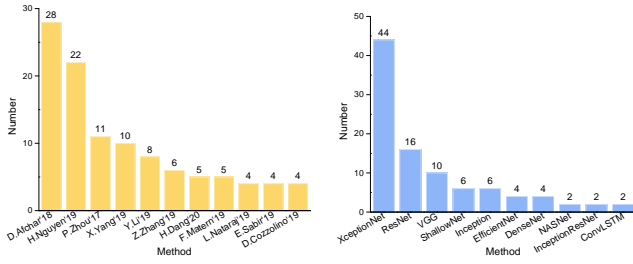


Figure 10: (L) Top-11 most popular DeepFake detection methods chosen as baselines. (R) Top-10 most popular ML-based methods chosen as baselines.

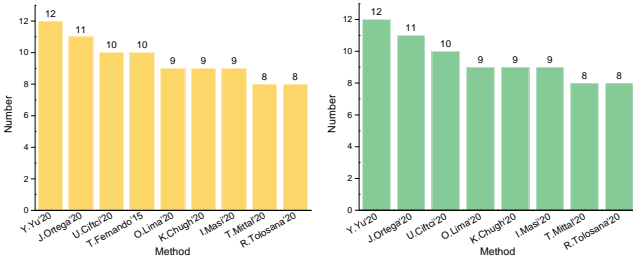


Figure 11: (L) Top-9 DeepFake detection methods that have benchmarked against the most number of baselines. (R) Top-8 DeepFake detection methods that have benchmarked against the most number of baselines in 2020.

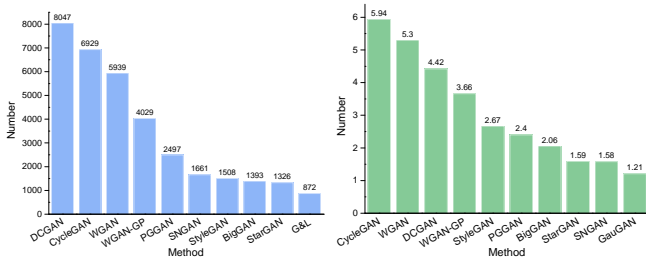


Figure 12: (L) Top-10 DeepFake generation methods or datasets based on citations. (R) Top-10 DeepFake generation methods or datasets based on normalized citations.

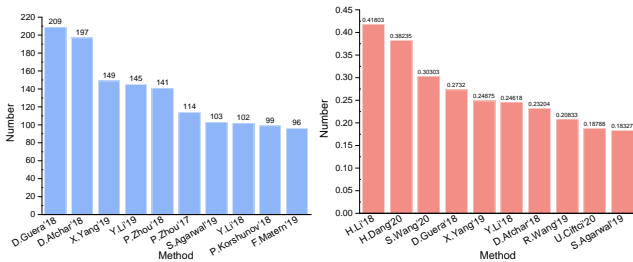


Figure 13: (L) Top-10 DeepFake detection methods based on citations. (R) Top-10 DeepFake detection methods based on normalized citations.

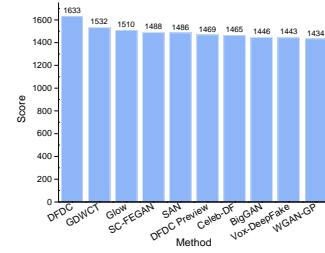


Figure 14: Top-10 DeepFake generation methods or datasets based on Elo rating (Wikipedia, 2021a). Default score is 1400.

These methods mainly focus on the mismatching between real and fake faces in the frequency domain while neglecting other potential factors that may make fake faces be identified easily.

The *third* kind of methods regard evasion as a general image generation process and use advanced image filtering or generative models to mislead DeepFake detectors. Huang et al. (2020b) demonstrate that the DeepFake detectors can be easily evaded via the shallow reconstruction based on sparse coding and dictionary-based reconstruction. In addition to the non-deep-learning solution, Huang et al. (2020a) propose to fool the DeepFake detectors by first adding the deliberate noise to destroy the fake trace in the frequency domain and then reconstructing the clear counterpart via a deep kernel prediction network. Besides, Neves et al. (2019) remove the ‘fingerprints’ in the fake faces through a pre-trained GAN model, which can spoof the DeepFake detectors while maintaining the visual quality of the fake faces. In contrast to the above solutions of adding extra modules for evading DeepFake detection, Osakabe et al. (2020) propose to enhance the CycleGAN (Zhu et al., 2017) by equipping the fixed convolutional layers to remove the checkerboard artifacts.

7 Horizon

In this section, we touch upon the challenges and opportunities for future research directions surrounding DeepFake generation and DeepFake detection methods, as well as the evasion of DeepFake detection. The segmented discussions will be followed by a bird’s-eye view comment of the entire DeepFake research field moving forward in the epilogue.

7.1 Generation of DeepFakes

We have surveyed more than 70 papers published through the peer-review process or posted on arXiv on the topic of DeepFake generation and the datasets tasked for the DeepFake detection. We have observed some interesting findings, including challenges, after reviewing these papers, which could shed some light on the future work in creating more realistic and detection-evasive DeepFakes. A much improved DeepFake

generation method will in turn push forward the development of the DeepFake detection method.

- **Lacking ultra high-resolution images.** Since PGGAN proposed a method to generate high-resolution (1024×1024) images, the new methods on synthesizing full fake images haven't been innovating towards higher resolution images. With the development of high-definition display resolution of phones or computers, 1024×1024 resolution is not enough.
- **limited properties of face manipulation methods.** The attribute manipulation methods can only change the properties given by the training set. Thus, the properties provided by these attribute manipulation methods are somewhat limited. An attribute manipulation method that is independent of the training set properties is desired.
- **Less consideration of video continuity.** The identity swap and expression swap usually ignore the continuity of videos. They do not take physiological signals such as eye blink frequency, heart beat frequency into consideration.
- **Lacking diversified DeepFake datasets.** The latest fake dataset are obsessed with being large scale. Most of them only expand the diversity of the content-related factors such as gender and age of the subject, the place where the face photo is taken, the illumination condition, *etc.* The diversity in video quality such as various resolutions, various compression degrees, or other degradations commonly found in videos, *etc.*, have not been fully taken into account. Furthermore, the DeepFake generation method used by these fake dataset are somewhat limited, which may fall short when tasked to demonstrate the diversity of different generation methods. The latest DeeperForensics-1.0 (Jiang et al., 2020b) dataset has been a good attempt in this regard by incorporating diverse perturbations such as Gaussian blue, added noise, JPEG compression, contrast change, *etc.* However, at the moment these perturbations are artificially added image-level degradations during post-processing, rather than organic video-level degradations such as bit-rate variations, choices of codec, *etc.* We hope to see more organic degradations incorporated in the future generation of the dataset, *i.e.*, DeeperForensics-2.0.
- **Do not contain common sense fake.** Most of the fakeness lies in the image texture. However, the fake datasets usually do not contain common sense fake such as three-eye human, one-horned human, *etc.* These fakes are obvious to humans but DeepFake detection methods may lack the common sense to judge properly.
- **A Platform for demonstrating the different fake datasets.** There lacks a platform for demonstrating the different fake datasets. On such a platform, we can directly see the different image style of the various fake datasets. The platform can also provide the information of the fake dataset such as (published year, image resolution, generation method, degraded or not, download link, the best detection method on each dataset, *etc.*).

7.2 Detection of DeepFakes

We have investigated more than 100 papers published through the peer-review process or posted on arXiv on the topic of DeepFake detection. We have observed some interesting findings and challenges, after reviewing the papers, which could inspire future work in defending DeepFakes more effectively.

- **Lacking public AI-synthesized image datasets.** Almost all the existing studies build their own image dataset with various GANs to evaluate the effectiveness of their method in defending still image DeepFakes. They do not have a consensus on which forgery image datasets need to be used in evaluation. These studies claim that they have achieved competitive results in detecting various GAN-synthesized images built on their own. However, the quality of these generated fake images is still unknown, *i.e.*, if there are any obvious artifacts that exist in the image. A public GAN-synthesized fake image dataset needs to be developed by the community for advancing this challenging research field.
- **Lacking competitive baselines in comparison.** In evaluating the performance of their proposed methods, existing studies prefer to employ some simple baselines (*e.g.*, simple DNN-based methods, naive methods by leveraging perceptible artifacts) rather than the SOTA work to demonstrate that they have beaten the prior studies. We hope that future studies could compare their work with some competitive baselines which are highlighted in Table 5 and 6 to demonstrate the advances of their work.
- **Generalization abilities of DeepFake detectors.** Tackling the unknown DeepFakes is one of the key challenges in fighting against DeepFakes. In recent years, a series of studies are working towards this goal to develop more generalized methods. Unfortunately, these works are merely evaluated on simple DeepFake video datasets, like FaceForensics++. We hope that future work can focus more on challenging datasets.
- **Robustness of DeepFake detectors.** In the real-world, DeepFakes can easily suffer from various degradations, such as image/video compression, added Gaussian noises, blurring, *etc.* Existing studies proposed various robust methods to tackle this simple degradation. However, more than 90% of methods leverage DNNs as their backbone to determine real and fake in the final classifier. The DNNs are vulnerable to adversarial noise attacks with imperceptible additive noises, which is demonstrated by prior works. Unfortunately, we observe that all the existing studies failed in evaluating their robustness against adversarial noise attacks.
- **Capabilities of DeepFake detectors.** Improving the generalization capabilities to tackle the emerging unknown DeepFakes, enhancing the robustness against various DeepFake degradations including simple transformations and adversarial attacks, and explaining why the detector works are the three key factors in developing a practical DeepFake

detector which could be deployed in the wild. In reviewing the recent papers with regard to detecting DeepFakes, we find that less than ten papers have evaluated the capabilities of their method from all three perspectives.

- **A Comprehensive evaluation metrics.** The performance of DeepFake detectors is highly determined by the quality of DeepFakes. The low-quality DeepFakes (*e.g.*, DeepFake-TIMIT, FaceForensic++) with observable artifacts could be easily identified by almost all the DeepFake detectors with high confidence, while, the challenging high-quality DeepFakes (*e.g.*, Celeb-DF, DFDC) which could fool our eyes can be hardly determined by detectors. The existing studies report their experimental results by merely considering the detection accuracy and false alarms, which ignore the relation with the quality of DeepFakes, especially from the self-built DeepFake datasets. We hope that more comprehensive experimental results by considering the quality of DeepFakes should be considered in future work. Thus, new metrics for measuring the quality of DeepFakes need to be proposed by researchers.
- **A Platform for evaluation.** In Table 5 and 6, we can find that the existing DeepFake detectors can easily achieve more than 90% detection accuracy in fighting the common DeepFakes. However, in a DeepFake Detection Challenge (DFDC) built by Facebook, the final competition results show that the winner can only give less than 70% accuracy in detecting DeepFakes. Another DeepFake detection challenge, called DeeperForensics Challenge 2020 (Jiang et al., 2021), is hosted on DeeperForensics-1.0 dataset which is a real-world face forgery detection dataset. However, only 25 teams made valid submissions, and only one method adopted for generating DeepFakes in DeeperForensics-1.0. The results cannot represent the SOTA performance in DeepFake detection. Thus, the DeepFake is still a real threat to the community and academia needs to develop more practical detection methods. Obviously, the reported experimental results in academic papers can not reflect the true performance of their methods. A platform, incorporating the challenging DeepFake datasets and competitive baselines, is not ready for evaluating the true performance of existing DeepFake detectors and the future DeepFake detectors. FaceForensic++ provides a simple platform with low-quality and simple CNNs as baselines, which might fall short when tackling the ever-progressing DeepFakes.

7.3 Evasion of DeepFake Detection

We have discussed three kinds of methods for evading DeepFake detection in Section 6, which mainly aims at misleading the DeepFake detectors or removing artifacts introduced by DeepFake generations. In the near future, we hope that the evading methods would address new DeepFake detectors by developing more advanced adversarial attacks that consider

natural degradation in the real world and deeply removing the fake traces in both images and videos. More specifically, the following directions should be noted:

- **Misleading DeepFake detection via natural degradation.** Existing adversarial attack-based evasion methods mainly rely on the additive adversarial perturbations that do not exist in the real world and might be detected by recent works on detecting adversarial examples Pang et al. (2018); Zheng and Hong (2018). Moreover, the state-of-the-art defense methods are also able to invalidate the adversarial attacks, thus making the evasion methods less effective. A possible solution for this problem is to design natural degradation-based adversarial attacks, *e.g.*, motion blur, light variation, shadow synthetic, *etc.*, allowing generating realistic examples while misleading the DeepFake detection. For example, Guo et al. (2020a) realize an adversarial blur attack that can generate realistic-blurred images and mislead the state-of-the-art deep neural networks. Similar works are proposed for natural degradation like rain (Zhai et al., 2020), exposure (Gao et al., 2020), bias field (Tian et al., 2020), *etc.* In the future, we can employ these attacks to evade the DeepFake detection with the natural adversarial examples that can be hardly defended through the state-of-the-art defense methods designed for additive adversarial perturbations.
- **Faking the physiological signal in fake videos.** The state-of-the-art DeepFake detector starts using physiological signal, *e.g.*, heart rate extracted from the video, as an effective fake indicator (Qi et al., 2020), because even the advanced GAN methods can hardly preserve the heart rate signal that usually presents as fine-grain color variation among frames. To evading such new detectors, we should develop a novel evading method allowing the processed fake videos to also contain the normal heart rate single. This actually requires us to learn how to add sequential color variations into the frames in a fake video, letting the rhythm detection methods obtain normal heart rate.
- **Joint perception and appearance fake trace removal.** Existing fake trace removal-based evading methods mainly focus on how to remove the known appearance artifacts, *e.g.*, spectral distributions in the frequency domain, introduced by DeepFake generations while ignoring their influence on the perception, *e.g.*, deep representations of fake faces, which seems the essential factor for effective DeepFake detection. Hence, in the near future, a more advanced fake trace removal could be explored by jointly removing the artifacts and perceptions of fake traces.

7.4 Epilogue and the Next Chapter

Now that we have discussed the existing challenges and opportunities for future studies, it is a good segue into some final thoughts regarding DeepFakes.

Based on the discussions throughout this survey paper, we can see that at the moment, the work on DeepFake detection heavily relies on curated datasets with the latest DeepFake generation methods incorporated that show the highest level of realism when the dataset is created. We would like to emphasize the significance of the continued progression of such datasets. Unlike the acclaimed ImageNet (Deng et al., 2009) classification tasks, whose image classification difficulty will remain relatively unchanged throughout the years, the DeepFake detection tasks are becoming increasingly more difficult year over year since the DeepFake generation method can produce increasingly more realistic DeepFakes. In this sense, it is imperative to hold periodic ImageNet-style contests and/or produce updated DeepFake detection datasets to keep track of the latest DeepFake generation methods and encourage competition among various research groups in order to advance the effort of countering malicious DeepFakes. A very fitting example would be the latest DeeperForensics Challenge 2020 on Real-World Face Forgery Detection (Jiang et al., 2021).

There have not been many studies on the intersection of DeepFake generation and adversarial attack. The current research landscape is still largely fragmented w.r.t. the two domains. Most common adversarial attacks create image-level pixel perturbations to alter the classification output through access to the white-box model parameters. However, such perturbation is not limited to image-level representations. When we decouple the face representation into various attribute/semantic latent sub-representations such as identity, expression, gender, ethnicity, *etc.*, from the adversarial attack point of view, we can see clearly that the identity swapped DeepFake is merely an adversarial perturbation on the identity sub-representation, and similarly for expression swapped DeepFakes. From this viewing angle, how the DeepFake narrative can fit into the adversarial robustness studies is worth looking forward to.

Incorporating other multi-media modalities such as voice and sound will help to counter malicious DeepFakes. In this survey, although we have focused on the image and video modalities, it is quite intuitive to monitor the realism of the DNN generated fake voice and sound (Wang et al., 2020c) in a DeepFake video. Being able to detect multi-modal fake traces, such as traces from standalone visual cues, standalone acoustic cues, as well as the interactions between them, such as synchronization, the combined effort in detecting DeepFakes will most likely be boosted by practicing Liebig's barrel theory.

One issue surrounding the battle between DeepFake generation methods and DeepFake detection methods is that the detection method is usually lagging behind. This is generally true for adversaries and defenders in any "battle" scenarios such as the development of Covid-19 vaccination happening after the Covid-19 outbreak because the knowledge of the virus is required for the vaccination development. The same applies here to DeepFake problems. The currently developed DeepFake detection methods are still somewhat myopic in the sense

that they can most confidently tackle DeepFakes generated by existing methods, but will be outcompeted by DeepFakes generated by future generation techniques. How to make DeepFake detection methods forward-looking and remain effective, with or without small tweaks, through iterations of DeepFake generation methods is an open challenge. Meanwhile, there are some proactive measures that the defenders (such as social media platforms where DeepFakes are most likely disseminated) can take in order to become more effective in fighting malicious DeepFakes, for example, through the responsible disclosure of generative models using GAN fingerprinting (Yu et al., 2020a), or embedding an invisible tag into the original clean image uploaded by the user which can remain retrievable after the DeepFake generation process so that at a later time when the DeepFake version is re-uploaded by the bad actor, the platform is able to retrieve the tag and block the dissemination (Wang et al., 2020b).

From an algorithmic point of view, two of the major research hot topics in the machine learning community at the moment are self-supervised learning and transformer for vision and language problems. Self-supervised learning, free of labels, enables continuous life-long learning on an infinite and smoothly changing data stream (Sun et al., 2020b). What would self-supervised learning in the domain of DeepFake detection be like? Transformer language models are now being operationalized to computer vision domain with the latest ImageGPT (Chen et al., 2020), DALL-E (OpenAI, 2021), and subsequent CLIP (Radford et al., 2021) all from OpenAI, as well as Google's ALIGN (Jia et al., 2021). They, together with other latest generative approaches such as vector quantized variational autoencoder (VQ-VAE) (Razavi et al., 2019), VQ-GAN + autoregressive transformer (Esser et al., 2020), *etc.*, will definitely supplement and enhance the DeepFake generation techniques. With both sides of the DeepFake battleground is now equipped with the newest technological expertise, the clash between the two parties will, for sure, spark flaming research in the foreseeable future.

The humanity may reach a stage where DeepFakes have become so genuinely looking that they are beyond human and machine's capability to distinguish from the real ones, a "*DeepFake singularity*", if you will. If this day is inevitable, be it a utopia or a dystopia, perhaps a more interesting era is upon us. Are we brave enough to embrace it?

8 Conclusion

In this survey, we have provided a comprehensive overview and detailed analysis of the research work on the topic of DeepFake generation, DeepFake detection as well as evasion of DeepFake detection, with more than 191 research papers carefully surveyed. We have presented the taxonomy of various DeepFake generation methods and the categorization of various DeepFake detection methods, and more importantly,

we have showcased the battleground between the two parties with detailed interactions between the adversaries (DeepFake generation methods) and the defenders (DeepFake detection methods). The battleground allows fresh perspective into the latest landscape of the DeepFake research and can provide valuable analysis towards the research challenges and opportunities as well as research trends and directions in the field of DeepFake generation and detection. We hope that this survey paper can help empower and fast-track researchers and practitioners in this field to identify the most pressing research topics and attract more researchers to contribute to this emerging and rapidly growing field.

References

- 115th Congress (2018) S.3805 - Malicious Deep Fake Prohibition Act of 2018. <https://www.congress.gov/bills/115th-congress/senate-bill/3805>
- 116th Congress (2019a) H.R.3230 - Defending Each and Every Person from False Appearances by Keeping Exploitation Subject to Accountability Act of 2019. <https://www.congress.gov/bills/116th-congress/house-bill/3230/>
- 116th Congress (2019b) S.2065 - Deepfake Report Act of 2019. <https://www.congress.gov/bills/116th-congress/senate-bill/2065>
- Afchar D, Nozick V, Yamagishi J, Echizen I (2018) Mesonet: a compact facial video forgery detection network. In: 2018 IEEE International Workshop on Information Forensics and Security (WIFS), IEEE, pp 1–7
- Agarwal S, Farid H, Gu Y, He M, Nagano K, Li H (2019) Protecting world leaders against deep fakes. In: CVPR Workshops, pp 38–45
- Agarwal S, El-Gaaly T, Farid H, Lim SN (2020a) Detecting deep-fake videos from appearance and behavior. arXiv preprint arXiv:2004.14491
- Agarwal S, Farid H, Fried O, Agrawala M (2020b) Detecting deep-fake videos from phoneme-viseme mismatches. In: Proceedings of the IEEE/CVF Conference on Computer Vision and Pattern Recognition Workshops, pp 660–661
- Amerini I, Galteri L, Caldelli R, Del Bimbo A (2019) Deepfake video detection through optical flow based cnn. In: Proceedings of the IEEE International Conference on Computer Vision Workshops, pp 0–0
- Arjovsky M, Chintala S, Bottou L (2017) Wasserstein gan. arXiv preprint arXiv:1701.07875
- Bai Y, Guo Y, Wei J, Lu L, Wang R, Wang Y (2020) Fake generated painting detection via frequency analysis. arXiv preprint arXiv:2003.02467
- Barni M, Kallas K, Nowroozi E, Tondi B (2020) Cnn detection of gan-generated face images based on cross-band co-occurrences analysis. arXiv preprint arXiv:2007.12909
- Bellemare MG, Danihelka I, Dabney W, Mohamed S, Lakshminarayanan B, Hoyer S, Munos R (2017) The cramer distance as a solution to biased wasserstein gradients. arXiv preprint arXiv:1705.10743
- Berthelot D, Schumm T, Metz L (2017) Began: Boundary equilibrium generative adversarial networks. arXiv preprint arXiv:1703.10717
- Binkowski M, Sutherland DJ, Arbel M, Gretton A (2018) Demystifying mmd gans. arXiv preprint arXiv:1801.01401
- Bondi L, Cannas ED, Bestagini P, Tubaro S (2020) Training strategies and data augmentations in cnn-based deepfake video detection. arXiv preprint arXiv:2011.07792
- Bonettini N, Bestagini P, Milani S, Tubaro S (2020a) On the use of benford’s law to detect gan-generated images. arXiv preprint arXiv:2004.07682
- Bonettini N, Cannas ED, Mandelli S, Bondi L, Bestagini P, Tubaro S (2020b) Video face manipulation detection through ensemble of cnns. arXiv preprint arXiv:2004.07676
- Bonomi M, Pasquini C, Boato G (2020) Dynamic texture analysis for detecting fake faces in video sequences. arXiv preprint arXiv:2007.15271
- Brock A, Donahue J, Simonyan K (2018) Large scale gan training for high fidelity natural image synthesis. arXiv preprint arXiv:1809.11096
- Brown TB, Mané D, Roy A, Abadi M, Gilmer J (2017) Adversarial patch. arXiv preprint arXiv:1712.09665
- BuzzFeed (2018) How To Spot A Deep-fake Like The Barack Obama-Jordan Peele Video. <https://www.buzzfeed.com/craigsilverman/obama-jordan-peelee-deepfake-video-debunk-buzzfeed>
- California (2019) California Assembly Bill No. 730. https://leginfo.ca.gov/faces/billTextClient.xhtml?bill_id=201920200AB730
- Cao Q, Shen L, Xie W, Parkhi OM, Zisserman A (2018) Vggface2: A dataset for recognising faces across pose and age. In: 2018 13th IEEE International Conference on Automatic Face & Gesture Recognition (FG 2018), IEEE, pp 67–74
- Carlini N, Farid H (2020) Evading deepfake-image detectors with white- and black-box attacks. In: Proceedings of the IEEE/CVF Conference on Computer Vision and Pattern Recognition Workshops, pp 658–659
- Carlini N, Wagner D (2017) Towards evaluating the robustness of neural networks. In: 2017 IEEE Symposium on Security and Privacy (SP), IEEE, pp 39–57
- Chai L, Bau D, Lim SN, Isola P (2020) What makes fake images detectable? understanding properties that generalize. In: European Conference on Computer Vision, Springer, pp 103–120
- Charitidis P, Kordopatis-Zilos G, Papadopoulos S, Kompatsiaris I (2020) Investigating the impact of pre-processing and prediction aggregation on the deepfake detection task. arXiv preprint arXiv:2006.07084
- Chen C, Chen Q, Xu J, Koltun V (2018a) Learning to see in the dark. In: Proceedings of the IEEE Conference on Computer Vision and Pattern Recognition, pp 3291–3300
- Chen H, Hu G, Lei Z, Chen Y, Robertson NM, Li SZ (2019a) Attention-based two-stream convolutional networks for face spoofing detection. IEEE Transactions on Information Forensics and Security 15:578–593
- Chen M, Radford A, Child R, Wu J, Jun H, Luan D, Sutskever I (2020) Generative pretraining from pixels. In: International Conference on Machine Learning, PMLR, pp 1691–1703
- Chen Q, Koltun V (2017) Photographic image synthesis with cascaded refinement networks. In: Proceedings of the IEEE international conference on computer vision, pp 1511–1520
- Chen RT, Rubanova Y, Bettencourt J, Duvenaud DK (2018b) Neural ordinary differential equations. In: Advances in neural information processing systems, pp 6571–6583
- Chen X, Xu C, Yang X, Song L, Tao D (2018c) Gated-gan: Adversarial gated networks for multi-collection style transfer. IEEE Transactions on Image Processing 28(2):546–560
- Chen Y, Fan H, Xu B, Yan Z, Kalantidis Y, Rohrbach M, Yan S, Feng J (2019b) Drop an octave: Reducing spatial redundancy in convolutional neural networks with octave convolution. In: Proceedings of the IEEE International Conference on Computer Vision, pp 3435–3444
- Chen YC, Xu X, Tian Z, Jia J (2019c) Homomorphic latent space interpolation for unpaired image-to-image translation. In: Proceedings of the IEEE Conference on Computer Vision and Pattern Recognition, pp 2408–2416
- Chen Z, Yang H (2020) Attentive semantic exploring for manipulated face detection
- Chen Z, Tondi B, Li X, Ni R, Zhao Y, Barni M (2019d) Secure detection of image manipulation by means of random feature selection. IEEE Transactions on Information Forensics and Security 14(9):2454–2469
- Cho W, Choi S, Park DK, Shin I, Choo J (2019) Image-to-image translation via group-wise deep whitening-and-coloring transformation. In: Proceedings of the IEEE Conference on Computer Vision and Pattern Recognition, pp 10639–10647
- Choi Y, Choi M, Kim M, Ha JW, Kim S, Choo J (2018) Stargan: Unified generative adversarial networks for multi-domain image-to-image

- translation. In: Proceedings of the IEEE conference on computer vision and pattern recognition, pp 8789–8797
- Choi Y, Uh Y, Yoo J, Ha JW (2020) Stargan v2: Diverse image synthesis for multiple domains. In: Proceedings of the IEEE/CVF Conference on Computer Vision and Pattern Recognition, pp 8188–8197
- Chollet F (2017) Xception: Deep learning with depthwise separable convolutions. In: Proceedings of the IEEE conference on computer vision and pattern recognition, pp 1251–1258
- Chugh K, Gupta P, Dhall A, Subramanian R (2020) Not made for each other-audio-visual dissonance-based deepfake detection and localization. arXiv preprint arXiv:200514405
- Ciftci UA, Demir I, Yin L (2020a) Fakecatcher: Detection of synthetic portrait videos using biological signals. IEEE Transactions on Pattern Analysis and Machine Intelligence
- Ciftci UA, Demir I, Yin L (2020b) How do the hearts of deep fakes beat? deep fake source detection via interpreting residuals with biological signals. arXiv preprint arXiv:200811363
- CNN (2020) 'Deepfake' Queen delivers alternative Christmas speech, in warning about misinformation. <https://www.cnn.com/2020/12/25/uk/deepfake-queen-speech-christmas-intl-gbr>
- Cozzolino D, Thies J, Rössler A, Riess C, Nießner M, Verdoliva L (2018) Forensicttransfer: Weakly-supervised domain adaptation for forgery detection. arXiv preprint arXiv:181202510
- Cozzolino D, Rössler A, Thies J, Nießner M, Verdoliva L (2020) Id-reveal: Identity-aware deepfake video detection. arXiv preprint arXiv:201202512
- Dai T, Cai J, Zhang Y, Xia ST, Zhang L (2019) Second-order attention network for single image super-resolution. In: Proceedings of the IEEE conference on computer vision and pattern recognition, pp 11065–11074
- Dang H, Liu F, Stehouwer J, Liu X, Jain AK (2020) On the detection of digital face manipulation. In: Proceedings of the IEEE/CVF Conference on Computer Vision and Pattern Recognition, pp 5781–5790
- Dang LM, Hassan SI, Im S, Moon H (2019) Face image manipulation detection based on a convolutional neural network. Expert Systems with Applications 129:156–168
- Deng J, Dong W, Socher R, Li LJ, Li K, Fei-Fei L (2009) Imagenet: A large-scale hierarchical image database. In: 2009 IEEE conference on computer vision and pattern recognition, Ieee, pp 248–255
- Ding H, Sricharan K, Chellappa R (2017) Exprgan: Facial expression editing with controllable expression intensity. arXiv preprint arXiv:170903842
- Ding X, Raziei Z, Larson EC, Olinick EV, Krueger P, Hahsler M (2020) Swapped face detection using deep learning and subjective assessment. EURASIP Journal on Information Security 2020:1–12
- Dogonadze N, Obernosterer J, Hou J (2020) Deep face forgery detection. arXiv preprint arXiv:200411804
- Dolhansky B, Howes R, Pflaum B, Baram N, Ferrer CC (2019) The deepfake detection challenge (dfdc) preview dataset. arXiv preprint arXiv:191008854
- Dolhansky B, Bitton J, Pflaum B, Lu J, Howes R, Wang M, Ferrer CC (2020) The deepfake detection challenge dataset. arXiv preprint arXiv:200607397
- Dong X, Bao J, Chen D, Zhang W, Yu N, Chen D, Wen F, Guo B (2020) Identity-driven deepfake detection. arXiv preprint arXiv:201203930
- Du M, Pentyala S, Li Y, Hu X (2019) Towards generalizable forgery detection with locality-aware autoencoder. arXiv preprint arXiv:190905999
- Dufour N, Gully A (2019) Contributing data to deepfake detection research. Google AI Blog
- Durall R, Keuper M, Pfrendt FJ, Keuper J (2019) Unmasking deepfakes with simple features. arXiv preprint arXiv:191100686
- Durall R, Keuper M, Keuper J (2020) Watch your up-convolution: Cnn based generative deep neural networks are failing to reproduce spectral distributions. In: Proceedings of the IEEE/CVF Conference on Computer Vision and Pattern Recognition, pp 7890–7899
- Esser P, Rombach R, Ommer B (2020) Taming transformers for high-resolution image synthesis. arXiv preprint arXiv:201209841
- FaceApp (2021) FaceApp. <https://faceapp.com/app>
- Facebrity (2021) Facebrity, Apple App Store. <https://apps.apple.com/us/app/facebrity-face-swap-morph-app/id1449734851>
- FaceSwap (2016) FaceSwap. <https://github.com/deepfakes/faceswap>
- Feng D, Lu X, Lin X (2020) Deep detection for face manipulation. In: International Conference on Neural Information Processing, Springer, pp 316–323
- Fernandes S, Raj S, Ortiz E, Vintila I, Salter M, Urošević G, Jha S (2019) Predicting heart rate variations of deepfake videos using neural ode. In: Proceedings of the IEEE International Conference on Computer Vision Workshops, pp 0–0
- Fernando T, Fookes C, Denman S, Sridharan S (2019) Exploiting human social cognition for the detection of fake and fraudulent faces via memory networks. arXiv preprint arXiv:191107844
- Fraga-Lamas P, Fernández-Caramés TM (2020) Fake news, disinformation, and deepfakes: Leveraging distributed ledger technologies and blockchain to combat digital deception and counterfeit reality. IT Professional 22(2):53–59
- Frank J, Eisenhofer T, Schönherr L, Fischer A, Kolossa D, Holz T (2020) Leveraging frequency analysis for deep fake image recognition. arXiv preprint arXiv:200308685
- Gandhi A, Jain S (2020) Adversarial perturbations fool deepfake detectors. arXiv preprint arXiv:200310596
- Ganiyusufoglu I, Ngô LM, Savov N, Karaoglu S, Gevers T (2020) Spatio-temporal features for generalized detection of deepfake videos. arXiv preprint arXiv:201011844
- Gao R, Guo Q, Juefei-Xu F, Yu H, Ren X, Feng W, Wang S (2020) Making images undiscoverable from co-saliency detection. arXiv preprint arXiv:200909258
- Goebel M, Nataraj L, Nanjundaswamy T, Mohammed TM, Chandrasekaran S, Manjunath B (2020) Detection, attribution and localization of gan generated images. arXiv preprint arXiv:200710466
- Goodfellow IJ, Pouget-Abadie J, Mirza M, Xu B, Warde-Farley D, Ozair S, Courville A, Bengio Y (2014a) Generative adversarial networks. arXiv preprint arXiv:14062661
- Goodfellow IJ, Shlens J, Szegedy C (2014b) Explaining and harnessing adversarial examples. arXiv preprint arXiv:1412.6572
- Guan H, Kozak M, Robertson E, Lee Y, Yates AN, Delgado A, Zhou D, Khayrkhah T, Smith J, Fiscus J (2019) Mfc datasets: Large-scale benchmark datasets for media forensic challenge evaluation. In: 2019 IEEE Winter Applications of Computer Vision Workshops (WACVW), IEEE, pp 63–72
- Guarnera L, Giudice O, Battiato S (2020a) Deepfake detection by analyzing convolutional traces. In: Proceedings of the IEEE/CVF Conference on Computer Vision and Pattern Recognition Workshops, pp 666–667
- Guarnera L, Giudice O, Battiato S (2020b) Fighting deepfake by exposing the convolutional traces on images. IEEE Access 8:165085–165098
- Guarnera L, Giudice O, Nastasi C, Battiato S (2020c) Preliminary forensics analysis of deepfake images. arXiv preprint arXiv:200412626
- Güera D, Delp EJ (2018) Deepfake video detection using recurrent neural networks. In: 2018 15th IEEE International Conference on Advanced Video and Signal Based Surveillance (AVSS), IEEE, pp 1–6
- Gulrajani I, Ahmed F, Arjovsky M, Dumoulin V, Courville AC (2017) Improved training of wasserstein gans. Advances in neural information processing systems 30:5767–5777
- Guo Q, Juefei-Xu F, Xie X, Ma L, Wang J, Yu B, Feng W, Liu Y (2020a) Watch out! motion is blurring the vision of your deep neural networks. In: Advances in Neural Information Processing Systems, vol 33, pp 975–985
- Guo Y, Zhang L, Hu Y, He X, Gao J (2016) Ms-celeb-1m: A dataset and benchmark for large-scale face recognition. In: European conference on computer vision, Springer, pp 87–102
- Guo Z, Yang G, Chen J, Sun X (2020b) Fake face detection via adaptive residuals extraction network. arXiv preprint arXiv:200504945

- Gupta P, Chugh K, Dhall A, Subramanian R (2020) The eyes know it: Fakeet-an eye-tracking database to understand deepfake perception. In: Proceedings of the 2020 International Conference on Multimodal Interaction, pp 519–527
- Ha S, Kersner M, Kim B, Seo S, Kim D (2020) Marionette: Few-shot face reenactment preserving identity of unseen targets. In: Proceedings of the AAAI Conference on Artificial Intelligence, vol 34, pp 10893–10900
- Haliassos A, Vougioukas K, Petridis S, Pantic M (2020) Lips don't lie: A generalisable and robust approach to face forgery detection. arXiv preprint arXiv:201207657
- Hasan HR, Salah K (2019) Combating deepfake videos using blockchain and smart contracts. *Ieee Access* 7:41596–41606
- He K, Zhang X, Ren S, Sun J (2016) Deep residual learning for image recognition. In: Proceedings of the IEEE conference on computer vision and pattern recognition, pp 770–778
- He P, Li H, Wang H (2019a) Detection of fake images via the ensemble of deep representations from multi color spaces. In: 2019 IEEE International Conference on Image Processing (ICIP), IEEE, pp 2299–2303
- He Z, Zuo W, Kan M, Shan S, Chen X (2019b) Attgan: Facial attribute editing by only changing what you want. *IEEE Transactions on Image Processing* 28(11):5464–5478
- Hernandez-Ortega J, Tolosana R, Fierrez J, Morales A (2020) Deepfakeson-phys: Deepfakes detection based on heart rate estimation. arXiv preprint arXiv:201000400
- Hsu CC, Lee CY, Zhuang YX (2018) Learning to detect fake face images in the wild. In: 2018 International Symposium on Computer, Consumer and Control (IS3C), IEEE, pp 388–391
- Hsu CC, Zhuang YX, Lee CY (2020) Deep fake image detection based on pairwise learning. *Applied Sciences* 10(1):370
- Hu S, Li Y, Lyu S (2020) Exposing gan-generated faces using inconsistent corneal specular highlights. arXiv preprint arXiv:200911924
- Huang Y, Juefei-Xu F, Guo Q, Xie X, Ma L, Miao W, Liu Y, Pu G (2020a) Fakeretouch: Evading deepfakes detection via the guidance of deliberate noise. arXiv preprint arXiv:200909213
- Huang Y, Juefei-Xu F, Wang R, Guo Q, Ma L, Xie X, Li J, Miao W, Liu Y, Pu G (2020b) Fakepolisher: Making deepfakes more detection-evasive by shallow reconstruction. In: Proceedings of the 28th ACM International Conference on Multimedia, pp 1217–1226
- Huang Y, Juefei-Xu F, Wang R, Xie X, Ma L, Li J, Miao W, Liu Y, Pu G (2020c) Fakelocator: Robust localization of gan-based face manipulations via semantic segmentation networks with bells and whistles. arXiv preprint arXiv:200109598
- Hulzebosch N, Ibrahim S, Worring M (2020) Detecting cnn-generated facial images in real-world scenarios. In: Proceedings of the IEEE/CVF Conference on Computer Vision and Pattern Recognition Workshops, pp 642–643
- Iizuka S, Simo-Serra E, Ishikawa H (2017) Globally and locally consistent image completion. *ACM Transactions on Graphics (ToG)* 36(4):1–14
- Jain AK, Flynn P, Ross AA (2007) Handbook of biometrics. Springer Science & Business Media
- Jeon H, Bang Y, Kim J, Woo SS (2020a) T-gd: Transferable gan-generated images detection framework. arXiv preprint arXiv:200804115
- Jeon H, Bang Y, Woo SS (2020b) Fdftnet: Facing off fake images using fake detection fine-tuning network. arXiv preprint arXiv:200101265
- Jia C, Yang Y, Xia Y, Chen YT, Parekh Z, Pham H, Le QV, Sung Y, Li Z, Duerig T (2021) Scaling up visual and vision-language representation learning with noisy text supervision. arXiv preprint arXiv:210205918
- Jiang L, Dai B, Wu W, Loy CC (2020a) Focal frequency loss for generative models. arXiv preprint arXiv:201212821
- Jiang L, Li R, Wu W, Qian C, Loy CC (2020b) Deeperforensics-1.0: A large-scale dataset for real-world face forgery detection. In: 2020 IEEE/CVF Conference on Computer Vision and Pattern Recognition (CVPR), IEEE, pp 2886–2895
- Jiang L, Guo Z, Wu W, Liu Z, Liu Z, Loy CC, Yang S, Xiong Y, Xia W, Chen B, et al. (2021) Deeperforensics challenge 2020 on real-world face forgery detection: Methods and results. arXiv preprint arXiv:210209471
- Jo Y, Park J (2019) Sc-fegan: Face editing generative adversarial network with user's sketch and color. In: Proceedings of the IEEE International Conference on Computer Vision, pp 1745–1753
- Jung S, Keuper M (2020) Spectral distribution aware image generation. arXiv preprint arXiv:201203110
- Karnewar A, Wang O (2020) Msg-gan: Multi-scale gradients for generative adversarial networks. In: Proceedings of the IEEE/CVF Conference on Computer Vision and Pattern Recognition, pp 7799–7808
- Karras T, Aila T, Laine S, Lehtinen J (2017) Progressive growing of gans for improved quality, stability, and variation. arXiv preprint arXiv:171010196
- Karras T, Laine S, Aila T (2019) A style-based generator architecture for generative adversarial networks. In: Proceedings of the IEEE conference on computer vision and pattern recognition, pp 4401–4410
- Karras T, Laine S, Aittala M, Hellsten J, Lehtinen J, Aila T (2020) Analyzing and improving the image quality of stylegan. In: Proceedings of the IEEE/CVF Conference on Computer Vision and Pattern Recognition, pp 8110–8119
- Kawa P, Syga P (2020) A note on deepfake detection with low-resources. arXiv preprint arXiv:200605183
- Kemelmacher-Shlizerman I, Seitz SM, Miller D, Brossard E (2016) The megafake benchmark: 1 million faces for recognition at scale. In: Proceedings of the IEEE conference on computer vision and pattern recognition, pp 4873–4882
- Khalid H, Woo SS (2020) Oc-fakedect: Classifying deepfakes using one-class variational autoencoder. In: Proceedings of the IEEE/CVF Conference on Computer Vision and Pattern Recognition Workshops, pp 656–657
- Kingma DP, Dhariwal P (2018) Glow: Generative flow with invertible 1x1 convolutions. In: Advances in neural information processing systems, pp 10215–10224
- Koopman M, Rodriguez AM, Geradts Z (2018) Detection of deepfake video manipulation. In: Conference: IMVIP
- Korshunov P, Marcel S (2018) Deepfakes: a new threat to face recognition? assessment and detection. arXiv preprint arXiv:181208685
- Kukanov I, Karttunen J, Sillanpää H, Hautamäki V (2020) Cost sensitive optimization of deepfake detector. arXiv preprint arXiv:201204199
- Kumar P, Vatsa M, Singh R (2020) Detecting face2face facial reenactment in videos. In: The IEEE Winter Conference on Applications of Computer Vision, pp 2589–2597
- Li H, Chen H, Li B, Tan S (2018a) Can forensic detectors identify gan generated images? In: 2018 Asia-Pacific Signal and Information Processing Association Annual Summit and Conference (APSIPA ASC), IEEE, pp 722–727
- Li H, Li B, Tan S, Huang J (2018b) Identification of deep network generated images using disparities in color components. arXiv preprint arXiv:180807276
- Li J, Shen T, Zhang W, Ren H, Zeng D, Mei T (2019a) Zooming into face forensics: A pixel-level analysis. arXiv preprint arXiv:191205790
- Li K, Zhang T, Malik J (2019b) Diverse image synthesis from semantic layouts via conditional imle. In: Proceedings of the IEEE International Conference on Computer Vision, pp 4220–4229
- Li L, Bao J, Yang H, Chen D, Wen F (2020a) Advancing high fidelity identity swapping for forgery detection. In: Proceedings of the IEEE/CVF Conference on Computer Vision and Pattern Recognition, pp 5074–5083
- Li L, Bao J, Zhang T, Yang H, Chen D, Wen F, Guo B (2020b) Face x-ray for more general face forgery detection. In: Proceedings of the IEEE/CVF Conference on Computer Vision and Pattern Recognition, pp 5001–5010
- Li T, Lin L (2019) Anonymousnet: Natural face de-identification with measurable privacy. In: Proceedings of the IEEE/CVF Conference on Computer Vision and Pattern Recognition Workshops, pp 0–0

- Li X, Lang Y, Chen Y, Mao X, He Y, Wang S, Xue H, Lu Q (2020c) Sharp multiple instance learning for deepfake video detection. In: Proceedings of the 28th ACM International Conference on Multimedia, pp 1864–1872
- Li Y, Lyu S (2019) Exposing deepfake videos by detecting face warping artifacts. In: 2017 IEEE Conference on Computer Vision and Pattern Recognition Workshops (CVPRW), IEEE, pp 1831–1839
- Li Y, Chang MC, Lyu S (2018c) In ictu oculi: Exposing ai created fake videos by detecting eye blinking. In: 2018 IEEE International Workshop on Information Forensics and Security (WIFS), IEEE, pp 1–7
- Li Y, Yang X, Sun P, Qi H, Lyu S (2020d) Celeb-df: A large-scale challenging dataset for deepfake forensics. In: Proceedings of the IEEE/CVF Conference on Computer Vision and Pattern Recognition, pp 3207–3216
- de Lima O, Franklin S, Basu S, Karwoski B, George A (2020) Deepfake detection using spatiotemporal convolutional networks. arXiv preprint arXiv:2006.14749
- Lin CH, Chang CC, Chen YS, Juan DC, Wei W, Chen HT (2019) Cogan: generation by parts via conditional coordinating. In: Proceedings of the IEEE International Conference on Computer Vision, pp 4512–4521
- Liu B, Zhu Y, Song K, Elgammal A (2020a) Self-supervised sketch-to-image synthesis. arXiv preprint arXiv:2012.09290
- Liu H, Jiang B, Xiao Y, Yang C (2019a) Coherent semantic attention for image inpainting. In: Proceedings of the IEEE/CVF International Conference on Computer Vision, pp 4170–4179
- Liu M, Ding Y, Xia M, Liu X, Ding E, Zuo W, Wen S (2019b) Stgan: A unified selective transfer network for arbitrary image attribute editing. In: Proceedings of the IEEE conference on computer vision and pattern recognition, pp 3673–3682
- Liu Z, Luo P, Wang X, Tang X (2015) Deep learning face attributes in the wild. In: Proceedings of the IEEE international conference on computer vision, pp 3730–3738
- Liu Z, Qi X, Torr PH (2020b) Global texture enhancement for fake face detection in the wild. In: Proceedings of the IEEE/CVF Conference on Computer Vision and Pattern Recognition, pp 8060–8069
- Lu SA (2018) FaceSwap-GAN. <https://github.com/shaoanlu/faceswap-GAN>
- Lyu S (2020) Deepfake detection: Current challenges and next steps. In: 2020 IEEE International Conference on Multimedia & Expo Workshops (ICMEW), IEEE, pp 1–6
- Mansourifar H, Shi W (2020) One-shot gan generated fake face detection. arXiv preprint arXiv:2003.12244
- Mao X, Li Q, Xie H, Lau RY, Wang Z (2016) Multi-class generative adversarial networks with the l2 loss function. arXiv preprint arXiv:1611.04076 5:1057–7149
- Marra F, Gragnaniello D, Cozzolino D, Verdoliva L (2018) Detection of gan-generated fake images over social networks. In: 2018 IEEE Conference on Multimedia Information Processing and Retrieval (MIPR), IEEE, pp 384–389
- Marra F, Gragnaniello D, Verdoliva L, Poggi G (2019a) Do gans leave artificial fingerprints? In: 2019 IEEE Conference on Multimedia Information Processing and Retrieval (MIPR), IEEE, pp 506–511
- Marra F, Saltori C, Boato G, Verdoliva L (2019b) Incremental learning for the detection and classification of gan-generated images. In: 2019 IEEE International Workshop on Information Forensics and Security (WIFS), IEEE, pp 1–6
- Marra F, Gragnaniello D, Verdoliva L, Poggi G (2020) A full-image full-resolution end-to-end-trainable cnn framework for image forgery detection. IEEE Access 8:133488–133502
- Mas Montserrat D, Hao H, Yarlagadda SK, Baireddy S, Shao R, Horvath J, Bartusiak E, Yang J, Guera D, Zhu F, et al. (2020) Deepfakes detection with automatic face weighting. In: Proceedings of the IEEE/CVF Conference on Computer Vision and Pattern Recognition Workshops, pp 668–669
- Masi I, Killekar A, Mascarenhas RM, Gurudatt SP, AbdAlmageed W (2020) Two-branch recurrent network for isolating deepfakes in videos. In: European Conference on Computer Vision, Springer, pp 667–684
- Matern F, Riess C, Stamminger M (2019) Exploiting visual artifacts to expose deepfakes and face manipulations. In: 2019 IEEE Winter Applications of Computer Vision Workshops (WACVW), IEEE, pp 83–92
- Maurer UM (2000) Authentication theory and hypothesis testing. IEEE Transactions on Information Theory 46(4):1350–1356
- Maximov M, Elezi I, Leal-Taixé L (2020) Ciagan: Conditional identity anonymization generative adversarial networks. In: Proceedings of the IEEE/CVF Conference on Computer Vision and Pattern Recognition, pp 5447–5456
- McCloskey S, Albright M (2019) Detecting gan-generated imagery using saturation cues. In: 2019 IEEE International Conference on Image Processing (ICIP), IEEE, pp 4584–4588
- Mirsky Y, Lee W (2020) The creation and detection of deepfakes: A survey. arXiv preprint arXiv:2004.11138
- Mirza M, Osindero S (2014) Conditional generative adversarial nets. arXiv preprint arXiv:1411.1784
- MIT TR (2020) Deepfake Putin is here to warn Americans about their self-inflicted doom. <https://www.technologyreview.com/2020/09/29/1009098/ai-deepfake-putin-kim-jong-un-us-election/>
- Mittal T, Bhattacharya U, Chandra R, Bera A, Manocha D (2020) Emotions don't lie: A deepfake detection method using audio-visual affective cues. arXiv preprint arXiv:2003.06711
- Miyato T, Kataoka T, Koyama M, Yoshida Y (2018) Spectral normalization for generative adversarial networks. arXiv preprint arXiv:1802.05957
- Mo H, Chen B, Luo W (2018) Fake faces identification via convolutional neural network. In: Proceedings of the 6th ACM Workshop on Information Hiding and Multimedia Security, pp 43–47
- Nataraj L, Mohammed TM, Manjunath B, Chandrasekaran S, Flenner A, Bappy JH, Roy-Chowdhury AK (2019) Detecting gan generated fake images using co-occurrence matrices. Electronic Imaging 2019(5):532–1
- Neekhara P, Dolhansky B, Bitton J, Ferrer CC (2020) Adversarial threats to deepfake detection: A practical perspective. arXiv preprint arXiv:2011.09957
- Neves JC, Tolosana R, Vera-Rodriguez R, Lopes V, Proença H, Fierrez J (2019) Ganprintr: Improved fakes and evaluation of the state of the art in face manipulation detection. arXiv preprint arXiv:1911.05351
- Nguyen HH, Fang F, Yamagishi J, Echizen I (2019a) Multi-task learning for detecting and segmenting manipulated facial images and videos. In: Proceedings of the 10th International Conference on Biometrics Theory, Applications and Systems (BTAS)
- Nguyen HH, Yamagishi J, Echizen I (2019b) Capsule-forensics: Using capsule networks to detect forged images and videos. In: ICASSP 2019–2019 IEEE International Conference on Acoustics, Speech and Signal Processing (ICASSP), IEEE, pp 2307–2311
- Nguyen HH, Yamagishi J, Echizen I (2019c) Use of a capsule network to detect fake images and videos. arXiv preprint arXiv:1910.12467
- Nguyen TT, Nguyen CM, Nguyen DT, Nguyen DT, Nahavandi S (2019d) Deep learning for deepfakes creation and detection. arXiv preprint arXiv:1909.11573 1
- Nhu T, Na I, Kim S (2018) Forensics face detection from gans using convolutional neural network. In: Proceeding of 2018 International Symposium on Information Technology Convergence (ISITC 2018)
- Nirkin Y, Keller Y, Hassner T (2019) Fsgan: Subject agnostic face swapping and reenactment. In: Proceedings of the IEEE/CVF International Conference on Computer Vision, pp 7184–7193
- Nirkin Y, Wolf L, Keller Y, Hassner T (2020) Deepfake detection based on the discrepancy between the face and its context. arXiv preprint arXiv:2008.12262
- Noroozi M (2020) Self-labeled conditional gans. arXiv preprint arXiv:2012.02162

- OpenAI (2021) DALL-E: Creating Images from Text. <https://openai.com/blog/dall-e/>
- Osakabe T, Tanaka M, Kinoshita Y, Kiya H (2020) CycleGAN without checkerboard artifacts for counter-forensics of fake-image detection. arXiv preprint arXiv:2012.00287
- Pang T, Du C, Dong Y, Zhu J (2018) Towards robust detection of adversarial examples. In: Proceedings of the 32nd International Conference on Neural Information Processing Systems, p 4584–4594
- Park T, Liu MY, Wang TC, Zhu JY (2019) Semantic image synthesis with spatially-adaptive normalization. In: Proceedings of the IEEE Conference on Computer Vision and Pattern Recognition, pp 2337–2346
- Parkhi OM, Vedaldi A, Zisserman A (2015) Deep face recognition. In: Proceedings of the British Machine Vision Conference (BMVC), pp 41.1–41.12
- Perarnau G, Van De Weijer J, Raducanu B, Álvarez JM (2016) Invertible conditional GANs for image editing. arXiv preprint arXiv:1611.06355
- Petrov I, Gao D, Chervoni N, Liu K, Marangonda S, Umé C, Jiang J, RP L, Zhang S, Wu P, et al. (2020) Deepfacelab: A simple, flexible and extensible face swapping framework. arXiv preprint arXiv:2005.05535
- Pinscreen (2021) AI Avatars, Virtual Assistants, and Deepfakes: A Real-Time Look. <https://blog.siggraph.org/2021/01/ai-avatars-virtual-assistants-and-deepfakes-a-real-time-look.html/>, online; accessed 1 February 2021
- Pinscreen (2021) Pinscreen AI-Driven Virtual Avatars. <http://www.pinscreen.com/>
- Pishori A, Rollins B, van Houten N, Chatwani N, Uraimov O (2020) Detecting deepfake videos: An analysis of three techniques. arXiv preprint arXiv:2007.08517
- Pu J, Mangaokar N, Wang B, Reddy CK, Viswanath B (2020) Noisescopes: Detecting deepfake images in a blind setting. In: Annual Computer Security Applications Conference, pp 913–927
- Pumarola A, Agudo A, Martinez AM, Sanfeliu A, Moreno-Noguer F (2018) Ganimation: Anatomically-aware facial animation from a single image. In: Proceedings of the European conference on computer vision (ECCV), pp 818–833
- Qi H, Guo Q, Juefei-Xu F, Xie X, Ma L, Feng W, Liu Y, Zhao J (2020) DeepRhythm: Exposing deepfakes with attentional visual heartbeat rhythms. In: Proceedings of the 28th ACM International Conference on Multimedia, pp 4318–4327
- Qian Y, Yin G, Sheng L, Chen Z, Shao J (2020) Thinking in frequency: Face forgery detection by mining frequency-aware clues. In: European Conference on Computer Vision, Springer, pp 86–103
- Radford A, Metz L, Chintala S (2015) Unsupervised representation learning with deep convolutional generative adversarial networks. arXiv preprint arXiv:1511.06434
- Radford A, Kim JW, Hallacy C, Ramesh A, Goh G, Agarwal S, Sastry G, Askell A, Mishkin P, Clark J, et al. (2021) Learning transferable visual models from natural language supervision. Image 2:T2
- Razavi A, Oord Avd, Vinyals O (2019) Generating diverse high-fidelity images with vq-vae-2. arXiv preprint arXiv:1906.00446
- Reface (2021) Reface, Apple App Store. <https://apps.apple.com/us/app/reface-face-swap-videos/id1488782587>
- Ren Y, Yu X, Zhang R, Li TH, Liu S, Li G (2019) Structureflow: Image inpainting via structure-aware appearance flow. In: Proceedings of the IEEE/CVF International Conference on Computer Vision, pp 181–190
- Rössler A, Cozzolino D, Verdoliva L, Riess C, Thies J, Nießner M (2018) Faceforensics: A large-scale video dataset for forgery detection in human faces. arXiv preprint arXiv:1803.09179
- Rössler A, Cozzolino D, Verdoliva L, Riess C, Thies J, Nießner M (2019) Faceforensics++: Learning to detect manipulated facial images. In: Proceedings of the IEEE International Conference on Computer Vision, pp 1–11
- Sabir E, Cheng J, Jaiswal A, AbdAlmageed W, Masi I, Natarajan P (2019) Recurrent convolutional strategies for face manipulation detection in videos. Interfaces (GUI) 3(1)
- Sambhu N, Canavan S (2020) Detecting forged facial videos using convolutional neural network. arXiv preprint arXiv:2005.08344
- Sohrawardi SJ, Chintala A, Thai B, Seng S, Hickerson A, Ptucha R, Wright M (2019) Poster: Towards robust open-world detection of deepfakes. In: Proceedings of the 2019 ACM SIGSAC Conference on Computer and Communications Security, pp 2613–2615
- Songsri-in K, Zafeiriou S (2019) Complement face forensic detection and localization with facial landmarks. arXiv preprint arXiv:1910.05455
- Sun K, Zhao Y, Jiang B, Cheng T, Xiao B, Liu D, Mu Y, Wang X, Liu W, Wang J (2019) High-resolution representations for labeling pixels and regions. arXiv preprint arXiv:1904.04514
- Sun Q, Tewari A, Xu W, Fritz M, Theobalt C, Schiele B (2018) A hybrid model for identity obfuscation by face replacement. In: Proceedings of the European Conference on Computer Vision (ECCV), pp 553–569
- Sun X, Wu B, Chen W (2020a) Identifying invariant texture violation for robust deepfake detection. arXiv preprint arXiv:2012.10580
- Sun Y, Wang X, Tang X (2013) Hybrid deep learning for face verification. In: Proceedings of the IEEE international conference on computer vision, pp 1489–1496
- Sun Y, Wang X, Liu Z, Miller J, Efros A, Hardt M (2020b) Test-time training with self-supervision for generalization under distribution shifts. In: International Conference on Machine Learning, PMLR, pp 9229–9248
- Suwajanakorn S, Seitz SM, Kemelmacher-Shlizerman I (2017) Synthesizing obama: learning lip sync from audio. ACM Transactions on Graphics (TOG) 36(4):1–13
- Synthesia (2021) Synthesia Software. <https://www.synthesia.io/>
- Tan M, Le Q (2019) EfficientNet: Rethinking model scaling for convolutional neural networks. In: International Conference on Machine Learning, PMLR, pp 6105–6114
- Tarasium M, Zafeiriou S (2020) Extracting deep local features to detect manipulated images of human faces. In: 2020 IEEE International Conference on Image Processing (ICIP), IEEE, pp 1821–1825
- Tariq S, Lee S, Kim H, Shin Y, Woo SS (2018) Detecting both machine and human created fake face images in the wild. In: Proceedings of the 2nd international workshop on multimedia privacy and security, pp 81–87
- Tariq S, Lee S, Woo SS (2020) A convolutional LSTM based residual network for deepfake video detection. arXiv preprint arXiv:2009.07480
- Texas (2019) Texas Senate Bill No. 751. <https://capitol.texas.gov/tlodocs/86R/analysis/html/SB00751F.htm>
- The Verge (2019a) China makes it a criminal offense to publish deepfakes or fake news without disclosure. <https://www.theverge.com/2019/11/29/20988363/>
- The Verge (2019b) Virginia's 'revenge porn' laws now officially cover deepfakes. <https://www.theverge.com/2019/7/1/20677800/>
- Thies J, Zollhofer M, Stamminger M, Theobalt C, Nießner M (2016) Face2face: Real-time face capture and reenactment of RGB videos. In: Proceedings of the IEEE conference on computer vision and pattern recognition, pp 2387–2395
- Thies J, Zollhöfer M, Nießner M (2019) Deferred neural rendering: Image synthesis using neural textures. ACM Transactions on Graphics (TOG) 38(4):1–12
- Tian B, Guo Q, Juefei-Xu F, Chan W, Cheng Y, Li X, Xie X, Qin S (2020) Bias field poses a threat to dnn-based x-ray recognition. arXiv preprint arXiv:2009.09247
- Tolosana R, Romero-Tapiador S, Fierrez J, Vera-Rodriguez R (2020a) Deepfakes evolution: Analysis of facial regions and fake detection performance. arXiv preprint arXiv:2004.07532
- Tolosana R, Vera-Rodriguez R, Fierrez J, Morales A, Ortega-Garcia J (2020b) Deepfakes and beyond: A survey of face manipulation and fake detection. arXiv preprint arXiv:2001.00179
- Trinh L, Tsang M, Rambhatla S, Liu Y (2020) Interpretable deepfake detection via dynamic prototypes. arXiv preprint arXiv:2006.15473
- Tripathy S, Kannala J, Rahtu E (2020) Icfac: Interpretable and controllable face reenactment using GANs. In: Proceedings of the IEEE/CVF

- Winter Conference on Applications of Computer Vision, pp 3385–3394
- Tursman E, George M, Kamara S, Tompkin J (2020) Towards untrusted social video verification to combat deepfakes via face geometry consistency. In: Proceedings of the IEEE/CVF Conference on Computer Vision and Pattern Recognition Workshops, pp 654–655
- Twitter Blog (2019) Help us shape our approach to synthetic and manipulated media. https://blog.twitter.com/en_us/topics/company/2019/synthetic_manipulated_media_policy_feedback.html
- Ulyanov D, Vedaldi A, Lempitsky V (2018) Deep image prior. In: Proceedings of the IEEE Conference on Computer Vision and Pattern Recognition, pp 9446–9454
- Verdoliva L (2020) Media forensics and deepfakes: an overview. arXiv preprint arXiv:200106564
- Viazovetskiy Y, Ivashkin Y, Kashin E (2020) Stylegan2 distillation for feed-forward image manipulation. arXiv preprint arXiv:200303581
- Wang G, Zhou J, Wu Y (2020a) Exposing deep-faked videos by anomalous co-motion pattern detection. arXiv preprint arXiv:200804848
- Wang R, Juefei-Xu F, Guo Q, Huang Y, Ma L, Liu Y, Wang L (2020b) Deeptag: Robust image tagging for deepfake provenance. arXiv preprint arXiv:200909869
- Wang R, Juefei-Xu F, Huang Y, Guo Q, Xie X, Ma L, Liu Y (2020c) Deepsonar: Towards effective and robust detection of ai-synthesized fake voices. In: Proceedings of the 28th ACM International Conference on Multimedia, p 1207–1216
- Wang R, Juefei-Xu F, Ma L, Xie X, Huang Y, Wang J, Liu Y (2020d) Fakespotter: A simple yet robust baseline for spotting ai-synthesized fake faces. In: International Joint Conference on Artificial Intelligence (IJCAI)
- Wang SY, Wang O, Zhang R, Owens A, Efros AA (2020e) Cnn-generated images are surprisingly easy to spot... for now. In: Proceedings of the IEEE Conference on Computer Vision and Pattern Recognition, vol 7
- Wang TC, Mallya A, Liu MY (2020f) One-shot free-view neural talking-head synthesis for video conferencing. arXiv preprint arXiv:201115126
- Wang X, Yao T, Ding S, Ma L (2020g) Face manipulation detection via auxiliary supervision. In: International Conference on Neural Information Processing, Springer, pp 313–324
- Wikipedia (2021a) Elo rating system. https://en.wikipedia.org/wiki/Elo_rating_system, online; accessed 30 December 2020
- Wikipedia (2021b) Sankey diagram. https://en.wikipedia.org/wiki/Sankey_diagram, online; accessed 17 December 2020
- Woods W, Chen J, Teuscher C (2019) Adversarial explanations for understanding image classification decisions and improved neural network robustness. *Nature Machine Intelligence* 1(11):508–516
- Wu X, Xie Z, Gao Y, Xiao Y (2020) Sstnet: Detecting manipulated faces through spatial, steganalysis and temporal features. In: ICASSP 2020-2020 IEEE International Conference on Acoustics, Speech and Signal Processing (ICASSP), IEEE, pp 2952–2956
- Wu Y, AbdAlmageed W, Natarajan P (2019) Mantra-net: Manipulation tracing network for detection and localization of image forgeries with anomalous features. In: Proceedings of the IEEE Conference on Computer Vision and Pattern Recognition, pp 9543–9552
- Xuan X, Peng B, Wang W, Dong J (2019) On the generalization of gan image forensics. In: Chinese Conference on Biometric Recognition, Springer, pp 134–141
- Yang X, Li Y, Lyu S (2019a) Exposing deep fakes using inconsistent head poses. In: ICASSP 2019-2019 IEEE International Conference on Acoustics, Speech and Signal Processing (ICASSP), IEEE, pp 8261–8265
- Yang X, Li Y, Qi H, Lyu S (2019b) Exposing gan-synthesized faces using landmark locations. In: Proceedings of the ACM Workshop on Information Hiding and Multimedia Security, pp 113–118
- Yao Y, Ren J, Xie X, Liu W, Liu YJ, Wang J (2019) Attention-aware multi-stroke style transfer. In: Proceedings of the IEEE Conference on Computer Vision and Pattern Recognition, pp 1467–1475
- Yi D, Lei Z, Liao S, Li SZ (2014) Learning face representation from scratch. arXiv preprint arXiv:14117923
- Yu CM, Chang CT, Ti YW (2019a) Detecting deepfake-forged contents with separable convolutional neural network and image segmentation. arXiv preprint arXiv:191212184
- Yu F, Seff A, Zhang Y, Song S, Funkhouser T, Xiao J (2015) Lsun: Construction of a large-scale image dataset using deep learning with humans in the loop. arXiv preprint arXiv:150603365
- Yu J, Lin Z, Yang J, Shen X, Lu X, Huang TS (2018) Generative image inpainting with contextual attention. In: Proceedings of the IEEE conference on computer vision and pattern recognition, pp 5505–5514
- Yu J, Lin Z, Yang J, Shen X, Lu X, Huang TS (2019b) Free-form image inpainting with gated convolution. In: Proceedings of the IEEE/CVF International Conference on Computer Vision, pp 4471–4480
- Yu N, Davis LS, Fritz M (2019c) Attributing fake images to gans: Learning and analyzing gan fingerprints. In: Proceedings of the IEEE International Conference on Computer Vision, pp 7556–7566
- Yu N, Skripniuk V, Chen D, Davis L, Fritz M (2020a) Responsible disclosure of generative models using scalable fingerprinting. arXiv preprint arXiv:201208726
- Yu Y, Ni R, Zhao Y (2020b) Mining generalized features for detecting ai-manipulated fake faces. arXiv preprint arXiv:201014129
- Zao (2021) Zao, Apple App Store. <https://apps.apple.com/cn/app/zaoid1465199127>
- Zeng Y, Fu J, Chao H, Guo B (2019) Learning pyramid-context encoder network for high-quality image inpainting. In: Proceedings of the IEEE/CVF Conference on Computer Vision and Pattern Recognition, pp 1486–1494
- Zhai L, Juefei-Xu F, Guo Q, Xie X, Ma L, Feng W, Qin S, Liu Y (2020) It's raining cats or dogs? adversarial rain attack on dnn perception. arXiv preprint arXiv:200909205
- Zhang X, Karaman S, Chang SF (2019) Detecting and simulating artifacts in gan fake images. In: 2019 IEEE International Workshop on Information Forensics and Security (WIFS), IEEE, pp 1–6
- Zhang Y, Zheng L, Thing VL (2017) Automated face swapping and its detection. In: 2017 IEEE 2nd International Conference on Signal and Image Processing (ICSIP), IEEE, pp 15–19
- Zhao T, Xu X, Xu M, Ding H, Xiong Y, Xia W (2020) Learning to recognize patch-wise consistency for deepfake detection. arXiv preprint arXiv:201209311
- Zheng Z, Hong P (2018) Robust detection of adversarial attacks by modeling the intrinsic properties of deep neural networks. In: Proceedings of the 32nd International Conference on Neural Information Processing Systems, p 7924–7933
- Zhou P, Han X, Morariu VI, Davis LS (2017) Two-stream neural networks for tampered face detection. In: 2017 IEEE Conference on Computer Vision and Pattern Recognition Workshops (CVPRW), IEEE, pp 1831–1839
- Zhou P, Han X, Morariu VI, Davis LS (2018) Learning rich features for image manipulation detection. In: Proceedings of the IEEE Conference on Computer Vision and Pattern Recognition, pp 1053–1061
- Zhu H, Fu C, Wu Q, Wu W, Qian C, He R (2020a) Aot: Appearance optimal transport based identity swapping for forgery detection. *Advances in Neural Information Processing Systems* 33
- Zhu JY, Park T, Isola P, Efros AA (2017) Unpaired image-to-image translation using cycle-consistent adversarial networks. In: Proceedings of the IEEE international conference on computer vision, pp 2223–2232
- Zhu X, Wang H, Fei H, Lei Z, Li SZ (2020b) Face forgery detection by 3d decomposition. arXiv preprint arXiv:201109737