

When Attention Meets Fast Recurrence: Training Language Models with Reduced Compute

Tao Lei
ASAPP, Inc.
tao@asapp.com

Abstract

Large language models have become increasingly difficult to train because of the required computation time and cost. In this work, we present SRU++, a recurrent unit with optional built-in attention that exhibits state-of-the-art modeling capacity and training efficiency. On standard language modeling benchmarks such as ENWIK8, WIKI-103 and BILLION WORD datasets, our model obtains better perplexity and bits-per-character (bpc) while using 3x-10x less training time and cost compared to top-performing Transformer models. Our results reaffirm that attention is not all we need and can be complementary to other sequential modeling modules (Merity, 2019; Gulati et al., 2020). Moreover, fast recurrence with little attention can be a leading model architecture.

1 Introduction

Many recent advances in language modeling have come from leveraging massive data and training models with significantly increased model size. Not surprisingly, the associated computation for training has grown enormously, requiring hundreds of GPU hours or days for an experiment. As a consequence, it has become imperative to build *computationally efficient* models that retain top modeling power with reduced or accelerated computation.

The Transformer architecture (Vaswani et al., 2017) was proposed to accelerate model training and has become the predominant architecture in NLP. Specifically, it is built entirely upon self-attention and avoids the use of recurrence to enable strong parallelization. While this change has led to many empirical success and improved computational efficiency, we are interested in revisiting the architectural question: **Is attention all we need for modeling?**

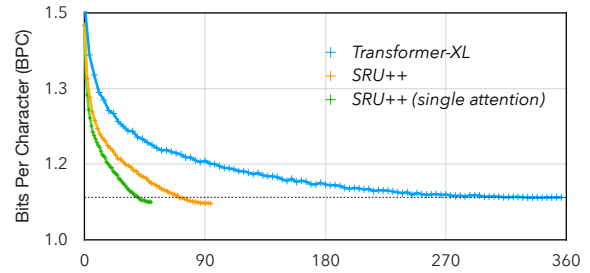


Figure 1: Bits-per-character on ENWIK8 dev set vs. GPU hours used for training. SRU++ obtains better BPC by using 1/8 of the resources. We compare with Transformer-XL as it is one of the strongest models on the datasets tested and has the closest implementation to our model (e.g. local attention, state reuse etc.). Models are trained with fp32 precision and comparable training settings.

The attention mechanism permits learning dependencies between any parts of the input, making it an extremely powerful neural component in many machine learning applications. We hypothesize that this advantage can still be complemented with other computation that is directly designed for sequential modeling. Indeed, several recent works have studied and confirmed the same hypothesis by leveraging recurrence in conjunction with attention. For example, Merity (2019) demonstrates that single-headed attention LSTMs can produce competitive results compared to Transformer models in language modeling. Other work have incorporated RNNs into Transformer, and obtain better results in machine translation (Lei et al., 2018) and language understanding benchmarks (Huang et al., 2020). These results highlight one possibility – we could build more efficient models by combining attention and fast recurrent networks (Bradbury et al., 2017; Campos et al., 2018; Zhang and Sennrich, 2019).

In this work, we validate this idea and present

a recurrent unit with built-in self-attention that achieves strong computation efficiency. Our work builds upon the SRU (Lei et al., 2018), a highly parallelizable RNN implementation that has been shown effective in NLP and speech applications (Park et al., 2018; Shanguan et al., 2020; Lin et al., 2020). We incorporate attention into the SRU by simply replacing the linear projection of input with a self-attention component. The proposed architecture, called SRU++, enjoys high parallelization and enhanced context modeling capacity. Figure 1 compares its performance with the Transformer-XL model (Dai et al., 2019) on the ENWIK8 dataset. SRU++ achieves better dev results while using a fraction of the training resources needed by the baseline.

We evaluate SRU++ on several language modeling benchmarks, including the ENWIK8, WIKI-103 and BILLION WORD datasets. We use SRU++ as a replacement of the Transformer layer and stack multiple layers to construct our models. Our results demonstrate that SRU++ consistently outperforms various Transformer models, delivering on par or better results while using 2.5x-10x less computation. We open source our implementation to facilitate future research at <https://github.com/asappresearch/sru>.

2 Background: SRU

We first describe the Simple Recurrent Unit (SRU) in this section. A single layer of SRU involves the following computation:

$$\begin{aligned} \mathbf{f}[t] &= \sigma(\mathbf{W}\mathbf{x}[t] + \mathbf{v} \odot \mathbf{c}[t-1] + \mathbf{b}) \\ \mathbf{r}[t] &= \sigma(\mathbf{W}'\mathbf{x}[t] + \mathbf{v}' \odot \mathbf{c}[t-1] + \mathbf{b}') \\ \mathbf{c}[t] &= \mathbf{f}[t] \odot \mathbf{c}[t-1] + (1 - \mathbf{f}[t]) \odot (\mathbf{W}''\mathbf{x}[t]) \\ \mathbf{h}[t] &= \mathbf{r}[t] \odot \mathbf{c}[t] + (1 - \mathbf{r}[t]) \odot \mathbf{x}[t] \end{aligned}$$

where \odot is the element-wise multiplication, \mathbf{W} , \mathbf{W}' and \mathbf{W}'' are parameter matrices and \mathbf{v} , \mathbf{v}' , \mathbf{b} and \mathbf{b}' are parameter vectors to be learnt during training. The SRU architecture consists of a *light recurrence* component which successively reads the input vectors $\mathbf{x}[t]$ and computes the sequence of states $\mathbf{c}[t]$ capturing sequential information. The computation resembles other recurrent networks such as LSTM and GRU, by using a forget gate $\mathbf{f}[t]$ to control the information flow. The state vector $\mathbf{c}[t]$ is determined by averaging the previous state $\mathbf{c}[t-1]$ and the current observation $\mathbf{W}''\mathbf{x}[t]$ according to $\mathbf{f}[t]$. Once the internal

state $\mathbf{c}[t]$ is produced, SRU uses skip connection implemented via a *highway network* to compute the final output state $\mathbf{h}[t]$. Similarly, the information flow in a highway network is controlled by a reset gate $\mathbf{r}[t]$.

Two code-level optimizations are performed to enhance the parallelism and therefore the speed of SRU. First, given the input sequence $\mathbf{X} = \{\mathbf{x}[1], \dots, \mathbf{x}[L]\}$ where each $\mathbf{x}[t] \in \mathbb{R}^d$ is a d -dimensional vector, we group the three matrix multiplications across all time steps as a single multiplication. This significantly improves the computation intensity (e.g. GPU utilization). Specifically, the batched multiplication is a linear projection of the input tensor $\mathbf{X} \in \mathbb{R}^{L \times d}$:

$$\mathbf{U}^\top = \begin{pmatrix} \mathbf{W} \\ \mathbf{W}' \\ \mathbf{W}'' \end{pmatrix} \mathbf{X}^\top, \quad (1)$$

where L is the sequence length, $\mathbf{U} \in \mathbb{R}^{L \times 3 \times d}$ is the output tensor and d is the hidden state size.

The second optimization performs all element-wise operations in an efficient way. This involves

$$\mathbf{f}[t] = \sigma(\mathbf{U}[t, 0] + \mathbf{v} \odot \mathbf{c}[t-1] + \mathbf{b}) \quad (2)$$

$$\mathbf{r}[t] = \sigma(\mathbf{U}[t, 1] + \mathbf{v}' \odot \mathbf{c}[t-1] + \mathbf{b}') \quad (3)$$

$$\mathbf{c}[t] = \mathbf{f}[t] \odot \mathbf{c}[t-1] + (1 - \mathbf{f}[t]) \odot \mathbf{U}[t, 2] \quad (4)$$

$$\mathbf{h}[t] = \mathbf{r}[t] \odot \mathbf{c}[t] + (1 - \mathbf{r}[t]) \odot \mathbf{x}[t]. \quad (5)$$

Note that each dimension of the hidden vectors are independent once \mathbf{U} is computed. As a result, these operations can be done in parallel across hidden dimension d (and batch size B in a mini-batch scenario). Similar to other operations such as attention and LSTM, this step is implemented as a CUDA kernel to accelerate computation.

3 SRU++

The key modification of SRU++ is to incorporate more expressive non-linear operations into the recurrent network. Note that the computation of \mathbf{U} (Equation 1) is a linear transformation of the input sequence \mathbf{X} . We can use other parameterized neural operators to replace this transformation.

Specifically, SRU++ builds in self-attention to enhance its modeling capacity. Given the input sequence being represented as a tensor or matrix $\mathbf{X} \in \mathbb{R}^{L \times d}$, the attention component computes the query, key and value representations using the fol-

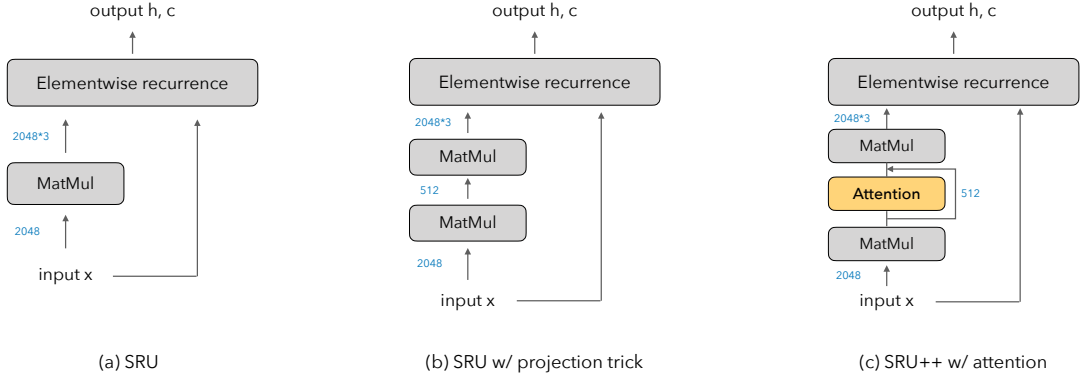


Figure 2: An illustration of SRU and SRU++ networks: (a) the original SRU network, (b) the SRU variant using a projection trick to reduce the number of parameters, experimented in [Lei et al. \(2018\)](#) and (c) SRU++ proposed in this work. Numbers indicate the hidden size of intermediate inputs/outputs for $d = 2048$ and $d' = 512$.

lowing multiplications,

$$\begin{aligned} \mathbf{Q} &= \mathbf{W}^q \mathbf{X}^\top \\ \mathbf{K} &= \mathbf{W}^k \mathbf{Q} \\ \mathbf{V} &= \mathbf{W}^v \mathbf{Q} \end{aligned}$$

where $\mathbf{W}^q \in \mathbb{R}^{d' \times d}$, $\mathbf{W}^k \in \mathbb{R}^{d' \times d'}$, $\mathbf{W}^v \in \mathbb{R}^{d' \times d'}$ are model parameters, and d' is the attention dimension (typically smaller than d). Next, a weighted average output $\mathbf{A} \in \mathbb{R}^{d' \times L}$ is computed using the scaled dot-product attention introduced in [Vaswani et al. \(2017\)](#),

$$\mathbf{A}^\top = \text{softmax} \left(\frac{\mathbf{Q}^\top \mathbf{K}}{\sqrt{d'}} \right) \mathbf{V}^\top.$$

Finally, the output \mathbf{U} required by the element-wise kernel is obtained by another linear projection,

$$\mathbf{U}^\top = \mathbf{W}^o (\mathbf{Q} + \alpha \cdot \mathbf{A}).$$

where $\alpha \in \mathbb{R}$ is a learned scalar and $\mathbf{W}^o \in \mathbb{R}^{3d \times d'}$ is the projection matrix applied to a residual connection $(\mathbf{Q} + \alpha \cdot \mathbf{A})$ which improves gradient propagation and stabilizes training. α is initialized to zero and as a result

$$\mathbf{U}^\top = \mathbf{W}^o \mathbf{Q} = (\mathbf{W}^o \mathbf{W}^q) \mathbf{X}^\top$$

initially falls back to a linear mapping of the input \mathbf{X} skipping the attention transformation. Compared to Equation (1), the linear mapping here can be interpreted as applying a factorization trick $\mathbf{W}^o \mathbf{W}^q$ with a small inner dimension $d' < d$ that can reduce the total number of parameters. Figure 2 compares the differences of SRU, factorized SRU and SRU++.

Layer normalization We also experiment with adding layer normalization ([Ba et al., 2016](#)) to each SRU++ layer. In our implementation, we apply normalization after the attention operation and before the matrix multiplication with \mathbf{W}^o ,

$$\mathbf{U}^\top = \mathbf{W}^o \text{layernorm}(\mathbf{Q} + \alpha \cdot \mathbf{A}).$$

Another option is to apply normalization over the hidden states $\mathbf{h}[t]$ once they are produced. Applying either one or both normalizations all work well. Note that these variants are post-layer normalizations in which the normalization happens after the skip connection is added. In contrast, pre-layer normalization ([Xiong et al., 2020](#)) is applied within each non-linear layer. We use post normalization for better results following the empirical observations in [Liu et al. \(2020b\)](#).

4 Experimental setup

Datasets We evaluate our model on three language model benchmarks.

- ENWIK8 ([Hutter, 2012](#)) is a character-level language modeling dataset consisting of 100 million tokens taken from Wikipedia. The vocabulary size of this dataset is slightly more than 200. We use the standard 90M/5M/5M splits as the training, dev and test sets, and report bits-per-character (bpc) as the evaluation metric.
- WIKI-103 ([Merity et al., 2016](#)) is a word-level language modeling dataset. The training data contains 100 million tokens extracted from Wikipedia articles. Following prior work, we use a vocabulary that

Model	Tok/batch	BPC ↓	GPU hrs ↓
Trans-XL	24×512	1.06	356
SRU++	24×512	1.03	94
SRU++	16×768	1.02	37 [†]

Table 1: Comparison between SRU++ and Transformer-XL on ENWIK8 dataset. We train SRU++ using the same setting as Transformer-XL base model. The metrics are smaller the better. [†] indicates training using automatic mixed precision and distributed data parallel in PyTorch.

has about 260K tokens, and adaptive embedding and softmax layers (Grave et al., 2017; Baevski and Auli, 2019).

- BILLION WORD (Chelba et al., 2013) is a much larger dataset containing 768 million word tokens for training. Unlike WIKI-103 in which sentences in the same article are treated as consecutive inputs to model long context, the sentences in BILLION WORD are randomly shuffled. We follow (Baevski and Auli, 2019) and use adaptive embedding and softmax layers for this dataset as well. The vocabulary size is about 800K, being the same as prior work.

Model All our language models are constructed with a word embedding layer, multiple layers of SRU++ and an output linear layer followed by softmax operation. We set the hidden dimensions $d = 4 \times d'$, the number of SRU++ layers to 10 and use single-head attention in each layer. We use the same dropout probability for all layers and tune this value according to the model size and the results on the dev set.

For simplicity, we do not use additional techniques that are shown useful such as compressed memory (Rae et al., 2020), nearest-neighbor interpolation (Khandelwal et al., 2020), relative position (Shaw et al., 2018; Press et al., 2020) and attention variants to handle very long context (Sukhbaatar et al., 2019a; Roy et al., 2020).

Optimization We use RAdam (Liu et al., 2020a)¹, a variant of the Adam optimizer (Kingma and Ba, 2014) for training.² We use the default β

¹<https://github.com/LiyuanLucasLiu/RAdam>

²RAdam is reported to be less sensitive to the choice of learning rate and warmup steps, while achieving similar re-

Model	Param	BPC ↓	GPU hrs ↓
Trans-XL	41M	1.06	356
SHA-LSTM	54M	1.07	28 [†]
$k = 1$	42M	1.022	37 [†]
$k = 2$	41M	1.025	29 [†]
$k = 5$	41M	1.032	24 [†]
$k = 10$	42M	1.033	22 [†]
No attention	42M	1.190	20 [†]

Table 2: Analyzing SRU++ on ENWIK8 by enabling attention every k layers. We adjust the hidden size so the number of parameters are comparable. [†] indicates mixed precision training.

values and a fixed weight decay of 0.1 for all experiments. We use a cosine learning rate schedule following (Dai et al., 2019) and an initial learning rate of 0.0003. We do not change the learning rate unless otherwise specified. See Appendix B for the detailed training configuration of each model.

For ENWIK8 and WIKI-103 datasets, the training data is partitioned into B chunks by concatenating articles and ignoring the boundaries between articles. Each training batch contains M consecutive tokens from each chunk (i.e. the unroll size), which gives an effective size of $B \times M$ tokens per batch. Following previous work, the previous training batch is provided as additional context for attention, which results in a maximum attention length of $2M$. For BILLION WORD dataset, we follow (Dai et al., 2019) that concatenates sentences to create the training batches (instead of adding pad tokens). Sentences are randomly shuffled and separated by a special token $\langle s \rangle$ indicating sentence boundaries.

5 Results

Comparison with Transformer-XL We first conduct a comparison with the PyTorch implementation of Transformer-XL (Dai et al., 2019) on ENWIK8 dataset³. Their base model consists of 41M parameters and 12 Transformer layers. Following the official instructions, we reproduced the reported test BPC of 1.06 by training with 4 Nvidia 2080 Ti GPUs. The training took about 4 days or 360 total GPU hours equivalently.

We train a 10-layer SRU++ model with 42M parameters. For a fair comparison, we use the same

sults at the end.
³<https://github.com/kimiyoung/transformer-xl/tree/master/pytorch>

Model	Parameters ↓	Test BPC ↓	GPU days ↓
Longformer 30L (Beltagy et al., 2020)	102M	0.99	104 [†]
All-attention network 36L (Sukhbaatar et al., 2019b)	114M	0.98	64
Transformer-XL 24L (Dai et al., 2019)	277M	0.99	-
+ Compressive memory (Rae et al., 2020)	-	0.97	-
SRU++ Base	108M	0.97	6 [†]
SRU++ Base ($k = 5$)	98M	0.98	4 [†]
SRU++ Base (w/o layernorm)	108M	0.96	13 [†]
SRU++ Large	191M	0.96	12 [†]

Table 3: Comparison between models on ENWIK8 dataset. We include the training cost (measured by the number of GPUs used \times the number of days) if it is reported in the previous work. Our results are obtained using an AWS p3dn instance with 8 V100 GPUs. [†] indicates mixed precision training.

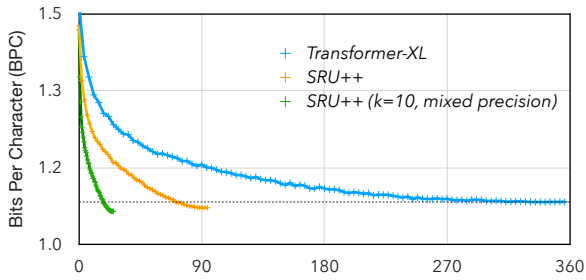


Figure 3: Dev BPC vs. total GPU hours used on ENWIK8 for each model. Using automatic mixed precision (amp) and only one attention sub-layer achieves 16x reduction. To compute the dev BPC, the maximum attention length is the same as the unroll size M during training.

hyperparameter setting including the batch size, unroll size, attention context length, learning rate and training iterations as the Transformer-XL base model. Notably, our base model can be trained using 2 GPUs due to less memory usage. After training, we set the attention context length to 2048 for testing, similarly to the Transformer-XL baseline. Table 1 presents the results. Our model achieves a test BPC of 1.03, outperforming the baseline by 0.03. By extending training attention context / unroll size from 512 to 768, we further obtain a test BPC of 1.02.

How much attention is needed? Merity (2019) demonstrated that using a single attention layer with LSTM retains most of the modeling capacity compared to using multiple attention layers. We conduct a similar analysis to understand how much attention is needed in conjunction with the simple fast recurrence. To do so, we only enable the attention operation every k layers. The other

layers without attention become the SRU variant with dimension projection illustrated in Figure 2 (b). Note that $k = 1$ means the default SRU++ model with attention in each layer, and $k = 10$ means only the last layer has attention in a 10-layer SRU++ model.

Table 2 presents the results by varying k . Our baseline model is a 10-layer model with 42M parameters. We see that using 50% less attention ($k = 2$) achieves almost no increase in test BPC. Using only one attention module ($k = 10$) leads to a marginal loss of 0.01 BPC, but reduces the training time by 40%. Our results still outperform Transformer-XL model and single-headed attention LSTM (Merity, 2019) by 0.03 BPC. Figure 3 showcases the training efficiency of our model. In comparison with Transformer-XL, SRU++ is 5x more efficient to reach a dev BPC of 1.09. Furthermore, using automatic mixed precision training and only one attention sub-layer ($k = 10$) achieves 16x reduction on training time and cost.

ENWIK8 Table 3 compares our model with other top-performing models on the ENWIK8 dataset. We train a base model with $d = 3072$ and a large model with $d = 4096$ using 400K training steps. The unroll size and attention context length are set to 1024 during training and 3072 during evaluation. To compare the computation efficiency we report the effective GPU days – the number of GPUs multiplied by the number of days needed to finish training. Our base model achieves an order of magnitude reduction on training time compared to previous reported numbers. Furthermore, our big model achieves a test BPC of 0.96, being on par with the state-of-the-art results. Interestingly, we found that turning off layer normaliza-

Model	Parameters ↓	Test PPL ↓	GPU days ↓
All-attention network 36L (Sukhbaatar et al., 2019b)	133M	20.6	-
Feedback Transformer (Fan et al., 2020)	139M	18.2	214
Transformer (Baevski and Auli, 2019)	247M	18.7	22 [†]
Transformer-XL 18L (Dai et al., 2019)	257M	18.3	-
+ Compressive memory (Rae et al., 2020)	-	17.1	-
SRU++ Base	148M	18.3	8 [†]
SRU++ Large	232M	17.4	14 [†]
SRU++ Large ($k = 5$)	215M	17.6	10 [†]

Table 4: Comparison between models on WIKI-103 dataset. We include the training cost (measured by the number of GPUs used \times the number of days) if it is reported in the previous work. Our results are obtained using an AWS p3dn instance with 8 V100 GPUs. [†] indicates mixed precision training.

Model	Param	PPL ↓	GPU days ↓
Transformer	331M	25.6	57 [†]
		25.2	147 [†]
	465M	23.9	192 [†]
SRU++	328M	25.1	36 [†]
SRU++	467M	23.5	63 [†]

Table 5: Comparison between SRU++ and the Transformer model of Baevski and Auli (2019) on BILLION WORD dataset.

tion achieves better generalization on the evaluation sets. We present an additional analysis for layer normalization later in this section.

WIKI-103 Table 4 presents the result of SRU++ models and other top results on the WIKI-103 dataset. We train one base model with $d = 3072$ and 148M parameters, and a large model with $d = 4096$ and 232M parameters. As shown in the table, our base model obtains a test perplexity of 18.3 using 8 GPU days of training, about 3x reduction compared to the Transformer model in (Baevski and Auli, 2019) and over 10x reduction compared to Feedback Transformer (Fan et al., 2020). Our big model achieves a test perplexity of 17.4 or 17.6 when trained with 2 attention layers. The required training cost remains significantly lower.

BILLION WORD Finally, we evaluate SRU++ models on the BILLION WORD dataset. We double our training iterations to 800K and use a learning rate of 0.0002 compared to the setting used for WIKI-103 and ENWIK8 datasets. We train a base model using $d = 4096$, $d' = 1024$ and an effective batch size of 65K tokens per gradient update. We also train a large model by increasing the hidden

Model	Speed ↑	PPL ↓
kNN-LM (Khandelwal et al.)	145	15.8
Trans (Baevski and Auli)	2.5k	18.7
Trans-XL (Dai et al.)	3.2k	18.3
Shortformer (Press et al.)	15k	18.2
SRU++ Large	15k	17.4
SRU++ Large ($k = 5$)	22k	17.6

Table 6: Inference speed (tokens per second) on WIKI-103 test set. Results of baseline models are taken from Press et al. (2020). We use a single V100 GPU, a batch size of 1 and maximum attention length 2560 for consistency.

size d to 7616 and the batch size to 98K. In addition, we only use 2 attention layers ($k = 5$) for the large model. Both models use 10 layers and adopt the adaptive word embedding and softmax output layers as described in Baevski and Auli (2019).

Table 5 presents the test perplexity and associated training cost (measured by GPU days needed). Our base and large model obtain a test perplexity of 25.1 and 23.7 respectively, outperforming the Transformer model of Baevski and Auli (2019) given similar model size. Moreover, SRU++ achieves 3-4x training cost reduction and is trained using 8 GPUs. In comparison, the Transformer model uses 32 or 64 V100 GPUs for the experiments.

Inference speed Recurrent networks enjoy a computational benefit because the associated computation is linear with respect to the input length, while a standard attention implementation scales quadratically. Table 6 compares the inference speed of SRU++ with other strong models on

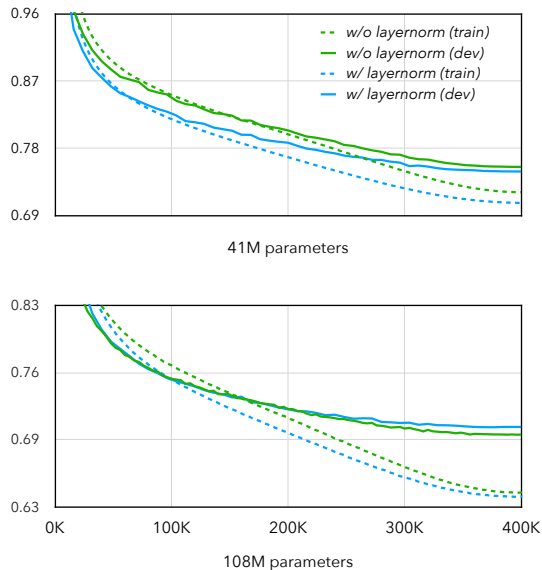


Figure 4: Understanding the empirical effect of layer normalization. We show the training and dev loss of the small and big SRU++ models on ENWIK8 dataset. Models with layer normalization fit the training data better, but achieve worse generalization in over-parameterized cases.

WIKI-103 test set. We use a single V100 GPU for inference. Our large model runs at least 4.5x faster than all baseline models except Shortformer (Press et al., 2020). In addition, our model achieves 0.6-0.8 perplexity lower than Shortformer and runs 50% faster by using attention every 5 layers.

The effectiveness of layer normalization In our experiments, we have always observed that layer normalization stabilizes training. For large models however, layer normalization can lead to worse generalization on the evaluation sets, even if we tune dropout carefully. On the other hand, turning off layer normalization can achieve better dev and test results but makes training sensitive to learning rate and initialization. For example, we have to use a smaller learning rate of 0.00025 or lower to avoid sudden gradient explosion.

Figure 4 showcases our empirical observation on the ENWIK8 dataset. Similar results are observed on Wiki-103 dataset, and also in previous work (Xu et al., 2019). These results suggest possible future work by improving the normalization method (Shen et al., 2020; Brock et al., 2021).

6 Conclusion

We present a recurrent architecture with optional built-in attention and evaluate its effectiveness on various language modeling datasets. We demonstrate that highly expressive and efficient neural models can be designed using not just attention. In fact, by incorporating fast recurrent networks, very little attention computation is needed to achieve both top-performing modeling results as well as training speed. As future work, we believe the self-attentive recurrent models can be further improved using improved attention implementations, normalization and optimization techniques.

Acknowledgement

We thank Hugh Perkins, Joshua Shapiro, Sam Bowman and Danqi Chen for providing invaluable feedback for this work. In addition, we thank Jeremy Wohlwend, Jing Pan, Prashant Sridhar and Kyu Han for helpful discussions, and ASAPP Language Technology and Infra teams for the compute cluster setup for our research experiments. Finally, we’d like to thank Tao Ma, Will Robinson and Gustavo Sapoznik for their support of this work and all research work at ASAPP in general.

References

- Jimmy Lei Ba, Jamie Ryan Kiros, and Geoffrey E Hinton. 2016. Layer normalization. *arXiv preprint arXiv:1607.06450*.
- Alexei Baevski and Michael Auli. 2019. Adaptive input representations for neural language modeling. In *International Conference on Learning Representations*.
- Iz Beltagy, Matthew E. Peters, and Arman Cohan. 2020. Longformer: The long-document transformer. *arXiv:2004.05150*.
- James Bradbury, Stephen Merity, Caiming Xiong, and Richard Socher. 2017. Quasi-Recurrent Neural Networks. *International Conference on Learning Representations (ICLR)*.
- Andrew Brock, Soham De, and Samuel L Smith. 2021. Characterizing signal propagation to close the performance gap in unnormalized resnets. In *International Conference on Learning Representations*.
- Víctor Campos, Brendan Jou, Xavier Giró i Nieto, Jordi Torres, and Shih-Fu Chang. 2018. Skip rnn: Learning to skip state updates in recurrent neural networks. In *ICLR*.

- Ciprian Chelba, Tomas Mikolov, Mike Schuster, Qi Ge, Thorsten Brants, Phillipp Koehn, and Tony Robinson. 2013. One billion word benchmark for measuring progress in statistical language modeling. Technical report, Google.
- Zihang Dai, Zhilin Yang, Yiming Yang, Jaime Carbonell, Quoc Le, and Ruslan Salakhutdinov. 2019. Transformer-XL: Attentive language models beyond a fixed-length context. In *Proceedings of the 57th Annual Meeting of the Association for Computational Linguistics*, pages 2978–2988. Association for Computational Linguistics.
- Angela Fan, Thibaut Lavril, Edouard Grave, Armand Joulin, and Sainbayar Sukhbaatar. 2020. Accessing higher-level representations in sequential transformers with feedback memory. *arXiv preprint arXiv:2002.09402*.
- Edouard Grave, Armand Joulin, Moustapha Cissé, Hervé Jégou, et al. 2017. Efficient softmax approximation for gpus. In *Proceedings of the 34th International Conference on Machine Learning-Volume 70*, pages 1302–1310. JMLR. org.
- Anmol Gulati, Chung-Cheng Chiu, James Qin, Jiahui Yu, Niki Parmar, Ruoming Pang, Shibo Wang, Wei Han, Yonghui Wu, Yu Zhang, and Zhengdong Zhang, editors. 2020. *Conformer: Convolution-augmented Transformer for Speech Recognition*.
- Elad Hoffer, Itay Hubara, and Daniel Soudry. 2017. Train longer, generalize better: closing the generalization gap in large batch training of neural networks. In *Advances in Neural Information Processing Systems*.
- Zhiheng Huang, Peng Xu, Davis Liang, Ajay Mishra, and Bing Xiang. 2020. Trans-blstm: Transformer with bidirectional lstm for language understanding.
- Marcus Hutter. 2012. The human knowledge compression contest. URL <http://prize.hutter1.net>, 6.
- Urvashi Khandelwal, Omer Levy, Dan Jurafsky, Luke Zettlemoyer, and Mike Lewis. 2020. Generalization through memorization: Nearest neighbor language models. In *International Conference on Learning Representations*.
- Diederik Kingma and Jimmy Ba. 2014. Adam: A method for stochastic optimization. In *Proceedings of the International Conference on Learning Representations*.
- Tao Lei, Yu Zhang, Sida I. Wang, Hui Dai, and Yoav Artzi. 2018. Simple recurrent units for highly parallelizable recurrence. In *Empirical Methods in Natural Language Processing (EMNLP)*.
- Alexander Lin, Jeremy Wohlwend, Howard Chen, and Tao Lei. 2020. Autoregressive knowledge distillation through imitation learning. In *Proceedings of the 2020 Conference on Empirical Methods in Natural Language Processing (EMNLP)*. Association for Computational Linguistics.
- Liyuan Liu, Haoming Jiang, Pengcheng He, Weizhu Chen, Xiaodong Liu, Jianfeng Gao, and Jiawei Han. 2020a. On the variance of the adaptive learning rate and beyond. In *Proceedings of the Eighth International Conference on Learning Representations (ICLR 2020)*.
- Liyuan Liu, Xiaodong Liu, Jianfeng Gao, Weizhu Chen, and Jiawei Han. 2020b. Understanding the difficulty of training transformers. In *Proceedings of the 2020 Conference on Empirical Methods in Natural Language Processing (EMNLP)*. Association for Computational Linguistics.
- Stephen Merity. 2019. Single headed attention rnn: Stop thinking with your head. *arXiv preprint arXiv:1911.11423*.
- Stephen Merity, Caiming Xiong, James Bradbury, and Richard Socher. 2016. Pointer sentinel mixture models. *arXiv preprint arXiv:1609.07843*.
- Jinhan Park, Yoonho Boo, Iksoo Choi, Sungho Shin, and Wonyong Sung. 2018. Fully neural network based speech recognition on mobile and embedded devices. In *NeurIPS*, pages 10620–10630.
- Ofir Press, Noah A Smith, and Mike Lewis. 2020. Shortformer: Better language modeling using shorter inputs. *arXiv preprint arXiv:2012.15832*.
- Jack W. Rae, Anna Potapenko, Siddhant M. Jayakumar, Chloe Hillier, and Timothy P. Lillicrap. 2020. Compressive transformers for long-range sequence modelling. In *International Conference on Learning Representations*.
- Aurko Roy, Mohammad Saffar, Ashish Vaswani, and David Grangier. 2020. Efficient content-based sparse attention with routing transformers. *arXiv preprint arXiv:2003.05997*.
- Yuan Shangguan, Jian Li, Qiao Liang, Razi Alvaraz, and Ian McGraw. 2020. Optimizing speech recognition for the edge.
- Peter Shaw, Jakob Uszkoreit, and Ashish Vaswani. 2018. Self-attention with relative position representations. In *Proceedings of the 2018 Conference of the North American Chapter of the Association for Computational Linguistics: Human Language Technologies, Volume 2 (Short Papers)*. Association for Computational Linguistics.
- Sheng Shen, Zhewei Yao, Amir Gholami, Michael Mahoney, and Kurt Keutzer. 2020. Powernorm: Re-thinking batch normalization in transformers. In *ICML*.
- Sainbayar Sukhbaatar, Edouard Grave, Piotr Bojanowski, and Armand Joulin. 2019a. Adaptive attention span in transformers. In *Proceedings of the 57th Annual Meeting of the Association for Computational Linguistics*. Association for Computational Linguistics.

Sainbayar Sukhbaatar, Edouard Grave, Guillaume Lample, Herve Jegou, and Armand Joulin. 2019b. Augmenting self-attention with persistent memory.

Ashish Vaswani, Noam Shazeer, Niki Parmar, Jakob Uszkoreit, Llion Jones, Aidan N. Gomez, Lukasz Kaiser, and Illia Polosukhin. 2017. Attention is all you need. In *Advances in Neural Information Processing Systems*.

Ruibin Xiong, Yunchang Yang, Di He, Kai Zheng, Shuxin Zheng, Chen Xing, Huishuai Zhang, Yanyan Lan, Liwei Wang, and Tieyan Liu. 2020. On layer normalization in the transformer architecture. In *Proceedings of the 37th International Conference on Machine Learning*, Proceedings of Machine Learning Research. PMLR.

Jingjing Xu, Xu Sun, Zhiyuan Zhang, Guangxiang Zhao, and Junyang Lin. 2019. Understanding and improving layer normalization. In *Advances in Neural Information Processing Systems*.

Biao Zhang and Rico Sennrich. 2019. A lightweight recurrent network for sequence modeling. In *Proceedings of the 57th Annual Meeting of the Association for Computational Linguistics*. Association for Computational Linguistics.

A Changes after the first version of this paper

The first version of this paper is submitted to arXiv in February 2021. The current version reports slightly improved perplexity results and reduced training time in the result section due to a few changes to our SRU++ implementation and the experiment code. The changes include:

- Using half precision for the elementwise kernel during mixed precision training. This improves the training speed by about 10% without hurting the final results.⁴
- Fixing a precision issue that the loss tensor is half precision when using adaptive softmax and mixed precision training.⁵
- Fixing an implementation issue of data loading and batching in BILLION WORD experiments, which makes GPUs highly under-utilized. This speeds up BILLION WORD training significantly.⁶

In addition, we include more results on the BILLION WORD dataset by training a large SRU++ model with 467M parameters.

B Training details

We use the RAdam optimizer with the default hyperparameters $\beta_1 = 0.9$ and $\beta_2 = 0.999$ for all our experiments. We use a cosine learning rate schedule with only 1 cycle for simplicity. For faster training, we also leverage the native automatic mixed precision (AMP) training and distributed data parallel (DDP) of Pytorch in all experiments, except those in Table 1 and Figure 1 for a fair comparison with the Transformer-XL implementation.

Table 7 shows the detailed training configuration of SRU++ models on ENWIK8 dataset. Most training options are kept the same for all models. We tune the dropout probability more carefully as we found training is more prone to over-fitting and under-fitting for this dataset. The large model is trained with 2x batch size. We increase the learning rate by a factor of $\sqrt{2}$ following the suggestion

in Hoffer et al. (2017), which results in a rounded learning rate of 0.0004.

We additionally train a model without layer normalization to showcase that it can achieve state-of-the-art results, following our analysis in the result section. The model without layer normalization uses the smaller learning rate 0.0003, as large learning rates can lead to gradient explosion. We use an increased number of training steps of 600K for this experiment.

Table 8 presents the detailed training configuration on WIKI-103 dataset. Similarly we use $d = 3072$ and $d = 4096$ for the base and large model respectively and fix $d : d' = 4 : 1$. Following (Baeviski and Auli, 2019), we use an adaptive word embedding layer and an adaptive softmax layer for our models, and we tie the weight matrices of the two layers.

⁴<https://github.com/asappresearch/sru/pull/166>

⁵<https://github.com/asappresearch/sru/pull/168>

⁶<https://github.com/asappresearch/sru/pull/169>

	Base model ($k = 5$)	Base model	Base model (w/o layernorm)	Large model
Attention / unroll size - train	1024	1024	1024	1024
Attention / unroll size - test	3072	3072	3072	3072
Batch size \times Num of GPUs	4×8	4×8	8×8	8×8
Dropout	0.22	0.22	0.25	0.32
Gradient clipping	1.0	1.0	1.0	1.0
Hidden size d	3072	3072	3072	4096
Hidden size d'	768	768	768	1024
Learning rate	0.0003	0.0003	0.0003	0.0004
LR warmup steps	16K	16K	16K	16K
Training steps	400K	400K	600K	400K
Weight decay	0.1	0.1	0.1	0.1
Model size	98M	108M	108M	191M
Dev BPC	1.002	0.997	0.983	0.985
Test BPC	0.980	0.974	0.961	0.963

Table 7: Training details of SRU++ models on ENWIK8 dataset.

	Base model	Large model ($k = 5$)	Large model
Attention / unroll size - train	768	1024	1024
Attention / unroll size - test	2560	2560	2560
Batch size \times Num of GPUs	8×8	8×8	8×8
Dropout	0.15	0.2	0.2
Gradient clipping	1.0	1.0	1.0
Hidden size d	3072	4096	4096
Hidden size d'	768	1024	1024
Learning rate	0.0003	0.0003	0.0003
LR warmup steps	16K	16K	16K
Training steps	400K	400K	400K
Weight decay	0.1	0.1	0.1
Model size	148M	215M	232M
Dev PPL	17.5	16.9	16.7
Test PPL	18.3	17.6	17.4

Table 8: Training details of SRU++ models on WIKI-103 dataset.