

Real-time ghost imaging of Bell-nonlocal entanglement between a photon and a quantum memory

Mateusz Mazelanik^{1,2}, Adam Leszczyński^{1,2}, Michał Lipka^{1,2}, Wojciech Wasilewski¹, and Michał Parniak^{1,3}

¹Centre for Quantum Optical Technologies, Centre of New Technologies, University of Warsaw, Banacha 2c, 02-097 Warsaw, Poland

²Faculty of Physics, University of Warsaw, Pasteura 5, 02-093 Warsaw, Poland

³Niels Bohr Institute, University of Copenhagen, Blegdamsvej 17, DK-2100 Copenhagen, Denmark

Certification of nonlocality of quantum mechanics is an important fundamental test that typically requires prolonged data collection and is only revealed in an in-depth analysis. These features are often particularly exposed in hybrid systems, such as interfaces between light and atomic ensembles. Certification of entanglement from images acquired with single-photon camera can mitigate this issue by exploiting multiplexed photon generation. Here we demonstrate this feature in a quantum memory (QM) operating in a real-time feedback mode. Through spatially-multimode spin-wave storage the QM enables operation of the real-time ghost imaging (GI) protocol. By properly preparing the spatial phase of light emitted by the atoms we enable observation of Bell-type nonlocality from a single image acquired in the far field as witnessed by the Bell parameter of $S = 2.227 \pm 0.007 > 2$. Our results are an important step towards fast and efficient utilization of multimode quantum memories both in protocols and in fundamental tests.

Correlated photon pairs not only provide a basic tool for testing the quantum theory, but also constitute a bedrock of modern quantum optics where the applications as secure communication or quantum-enhanced imaging are gathering a continuously rising interest. Starting from seminal works of Clauser and Aspect [1, 2] polarization-entangled photons have been used for decades to demonstrate the quantum spookiness, namely by demonstration of the Bell-type

correlations. Tremendous efforts have been put to close numerous loopholes [3, 4, 5, 6] and to utilize different degrees of freedom (DoF) such as time-bin [6, 7], position [8] and momentum [9] or angular momentum of photons [10] to trustfully rule out the local hidden variables theories by violation of the Bell inequality [11]. With the development of experimental quantum optics, the Bell test emerged as a versatile benchmarking tool providing a performance measure for various quantum protocols [12, 13].

The Bell inequality [11] arose as a response to work by Einstein, Podolsky and Rosen (EPR) [14] concerning completeness of quantum theory. The so-called EPR paradox suggesting the failure of local realism has been initially demonstrated with quadratures of light [15, 16] and lately with position and momenta correlated photons [17, 18, 19, 20]. The quantum ghost imaging (GI) [21, 22] - a technique that uses correlated photon pairs to reconstruct an image from photons that do not interact with the object being imaged - emerged from the latter.

In the modern quantum GI protocol the object being imaged is placed in either near or far field of an EPR photon source. The source generates correlated photons in two distinct beams - a *signal* and *idler*. The object is illuminated by the *signal* photons which are then detected using non-spatially-resolving *bucket* detector acting as a trigger source for second, spatially-resolving detector - a camera placed in the *idler* beam in the same optical plane as the object. As the camera registers *idler* photons only when a *signal* photon is transmitted through the object (a trigger signal is generated) the *idler* photon events build up the image. In such scenario the *idler* pho-

Michał Parniak: m.parniak@cent.uw.edu.pl

tons have to be additionally time-delayed to surpass the trigger signal electronic propagation delay which, which was up to date only achieved via an image-preserving optical delay line [23], while in other cases researchers relied on post-selection of correlated events. On the other hand, a spatially-multimode QM [24] is a natural choice when ones needs to store the idler photon and release it upon the trigger signal, thus gaining more versatility, potentially much larger storage times and simultaneously avoiding difficult engineering of delay lines.

Here we employ a wavevector-multiplexed emissive QM [24] to demonstrate a real-time GI of polarization and wavevector DoF Bell-type correlations. We utilize our ability of EPR-type entanglement generation [25] to prepare polarization Bell-states in many wave-vector modes. The tens of μs -long storage time of our memory enables us to easily realize a heralded GI setup without any additional optical delay line. The images of Bell-type correlations are acquired using a state-of-the-art single photon sensitive camera giving almost 79% visibility and violation of the Bell inequality by 32 standard deviations. With that, we bring this extremally versatile approach to Bell inequalities to a hybrid atom-photon system. This is not only of fundamental interest, but the atomic medium brings about a set of possible manipulations [26] and interactions [27].

The role of quantumness in GI has been a topic of debate for past two decades. While it is currently known that the ghost images can be produced with classical light [28, 29] the quantum GI can lead to improved contrast or signal to noise ratio (SNR) [30, 31] and resolution [32] in the produced image. Therefore, the current question is not the quantum nature of GI but rather if with the quantum illumination a new features can be observed. Finally, the recent demonstrations of imaging of Bell-type nonlocal behavior [33] and quantum GI utilizing higher order correlations [34] suggest a sparking interest in this topic, with our work bringing this issue of fundamental interest into a hybrid atom-photon system.

We use wavevector multiplexed multimode QM as a quantum light source for phase sensitive GI [24]. Our experimental setup is shown in Fig. 1(a) and described in more detail in the Supplementary Information. In the memory, the signal photons are generated together with spin waves.

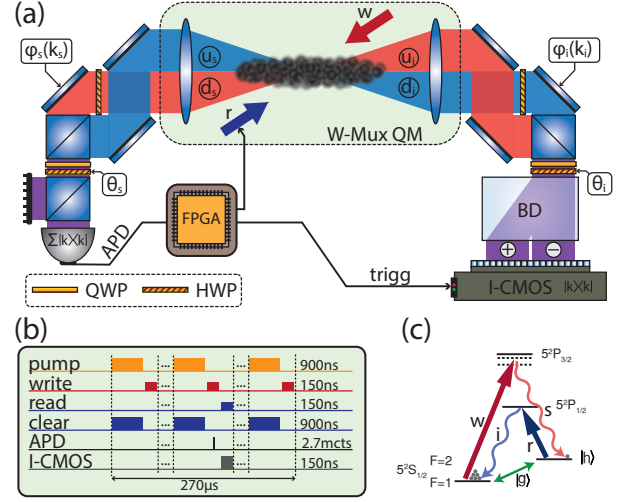


Figure 1: Experimental setup for QM-assisted phase sensitive GI. (a) The wavevector multiplexed quantum memory W-Mux QM generates time delayed EPR *signal* and *idler* pairs. The Mach-Zehnder interferometers (MZI) superimposes the halves of the wavevector modes onto each other generating wavevector indexed superposition of polarization DoF Bell-states. The MZIs provides also additional control of the Bell-state phase $\varphi_s - \varphi_i$. The *signal* photons are detected by *bucket* detector placed after polarizer at angle θ_s . The *signal* detection events are registered by FPGA controlling the experimental sequence (especially the readout pulse r) and providing a trigger for the I-CMOS camera. (b) The experimental sequence. The readout is performed only if a *signal* photon is detected. (c) Relevant ^{87}Rb energy levels used in the QM protocol.

After a programmable delay, the spin wave is converted into idler photons. The resulting photon pair is correlated in positions and anti-correlated in momenta (EPR state), while the polarizations are uncorrelated and simply set by collection optics. Therefore, we may write the resulting two-photon state as:

$$|\psi\rangle = \int \psi(\mathbf{k}_s, \mathbf{k}_i) |\mathbf{k}_s, H\rangle |\mathbf{k}_i, H\rangle d\mathbf{k}_s d\mathbf{k}_i, \quad (1)$$

where H stands for horizontal polarization and the biphoton wavefunction ψ in the realistic scenario can be approximated by [25, 24, 18]:

$$\psi(\mathbf{k}_s, \mathbf{k}_i) = \frac{\sigma}{\pi\kappa} \exp\left(-\frac{(\mathbf{k}_s + \mathbf{k}_i)^2}{4\kappa^2} - \frac{\sigma^2(\mathbf{k}_s - \mathbf{k}_i)^2}{4}\right), \quad (2)$$

where the Gaussian widths κ and σ^{-1} corresponds respectively to strength of the momenta and position correlations. Furthermore, as we are limited by the numerical aperture rather than

spread of the phase matching spectrum determining the set of available emission angles, we will assume perfect correlation in position and take $\sigma \rightarrow 0$.

The *signal* and *idler* photons are collected by two identical far-field imaging setups (represented as a single lenses on Fig. 1(a)). Next, the photons pass through setups similar to MZI, where each of the beams (either *signal* or *idler*) is split

in half and resulting components (upper- \textcircled{u} and lower- \textcircled{d}) are joined together on the polarizing beam splitter (PBS), with a help of a half-wave plate. Additionally, as the MZIs are placed in the far-field of the ensemble, tilting one of the MZI mirrors results in a wavevector-dependent phase between the two joined paths (see Fig. 1(a)). The resulting state can be written as:

$$|\psi_B\rangle = \mathcal{N} \iint_{[0, \delta \mathbf{k}]} e^{i\varphi_s(\mathbf{k}_s)} \psi(\mathbf{k}_s, \mathbf{k}_i - \delta \mathbf{k}) |\mathbf{k}_s, H\rangle |\mathbf{k}_i, V\rangle + e^{i\varphi_i(\mathbf{k}_i)} \psi(\mathbf{k}_s - \delta \mathbf{k}, \mathbf{k}_i) |\mathbf{k}_s, V\rangle |\mathbf{k}_i, H\rangle d\mathbf{k}_s d\mathbf{k}_i \equiv \iint_{[0, \delta \mathbf{k}]} \tilde{\psi}(\mathbf{k}_s, \mathbf{k}_i) |\mathbf{k}_s\rangle |\mathbf{k}_i\rangle (|H\rangle |V\rangle + e^{i\varphi_s(\mathbf{k}_s) - i\varphi_i(\mathbf{k}_i)} |V\rangle |H\rangle) d\mathbf{k}_s d\mathbf{k}_i, \quad (3)$$

where \mathcal{N} is the normalization constant, $\tilde{\psi}(\mathbf{k}_s, \mathbf{k}_i)$ is the renormalized $\psi(\mathbf{k}_s - \delta \mathbf{k}/2, \mathbf{k}_i - \delta \mathbf{k}/2)$ and $\delta \mathbf{k} = \delta k \hat{\mathbf{y}}$ with $\delta k = 286 \text{ mm}^{-1}$ is the wavevector shift applied to the upper (\textcircled{u} on Fig. 1(a)) part of beam to superimpose it on the lower part (\textcircled{d} on Fig. 1(a)). By $\varphi_{s(i)}(\mathbf{k}_{s(i)})$ we denote the additional phase added before the superimposition at each side. The $|\psi_B\rangle$ represents a wavevector-indexed superposition of polarization DoF Bell-states and exhibits both EPR and Bell-type correlations.

To exploit the latter we perform a polarization measurement over large set of *signal* and *idler* wavevectors using a GI technique with feedback enabled by the QM feature of our source. In contrast to “single-channel” [35] or “dual-channel” [2] experiments we implement a hybrid scenario in which one party (*signal*) measures using a “single channel” polarizer and a *bucket* detector when the second one (*idler*) uses a “dual-channel” polarizer (BD on Fig. 1(a)) and single-photon-sensitive camera (I-CMOS) [36] placed in the far-field of the atomic ensemble. The *bucket* detector [a multimode-fiber-coupled avalanche photodiode (APD)] is connected to the experimental sequence controller (FPGA), which decides whether to perform the readout and gate the camera or not (experimental sequence in Fig. 1(b)). This way the readout process, and most importantly, the camera measurement is performed only if a *signal* photon is detected. This feedback is the central point of our experimental implementation

and provides a performance boost compared with hitherto post-selection approaches.

The joint measurement of *signal-idler* pairs can be described by wavevector-indexed set of POVMs:

$$\Pi_{\pm}^{\theta_s, \theta_i}(\mathbf{k}_i) = \int |\mathbf{k}, \theta_s\rangle \langle \mathbf{k}, \theta_s| \otimes |\mathbf{k}_i, \pm \theta_i\rangle \langle \mathbf{k}_i, \pm \theta_i| d\mathbf{k}, \quad (4)$$

where $|\theta\rangle = (|H\rangle + e^{i\theta}|V\rangle)/2$ represents the measurement setting on the Bloch sphere’s equator and by \pm we denote the two possible outcomes on the “dual-channel” polarizer. Then, the outcome probability distribution is calculated as:

$$p_{\pm}^{\theta_s, \theta_i}(\mathbf{k}_i) = \langle \psi_B | \Pi_{\pm}^{\theta_s, \theta_i}(\mathbf{k}_i) | \psi_B \rangle = \int |\tilde{\psi}(\mathbf{k}_s, \mathbf{k}_i)|^2 \cos^2 \left(\frac{\phi(\mathbf{k}_s, \mathbf{k}_i) + \theta_s \mp \theta_i}{2} \right) d\mathbf{k}_s \quad (5)$$

where $\phi(\mathbf{k}_s, \mathbf{k}_i) := \varphi_s(\mathbf{k}_s) - \varphi_i(\mathbf{k}_i)$ is the phase difference profile and the integration goes over the *bucket* detector area, which in our case is a circle bounded by the multimode fiber numerical aperture (NA=0.2). From Eq. (5) we see that the resolution of the phase-phase sensitive GI is limited by the strength of the wavevector correlation described by Eq. (2), i.e the phase change in the *signal* arm $\varphi_s(\mathbf{k}_s)$ should be slow when compared to anti-correlation width $\kappa \approx 6 \text{ mm}^{-1}$ (see Supplementary Information).

In our setup we choose the $\varphi_s(\mathbf{k}_s)$ to be linearly and slowly varying mostly along the y direction and similarly for $\varphi_i(\mathbf{k}_i)$ but with a higher

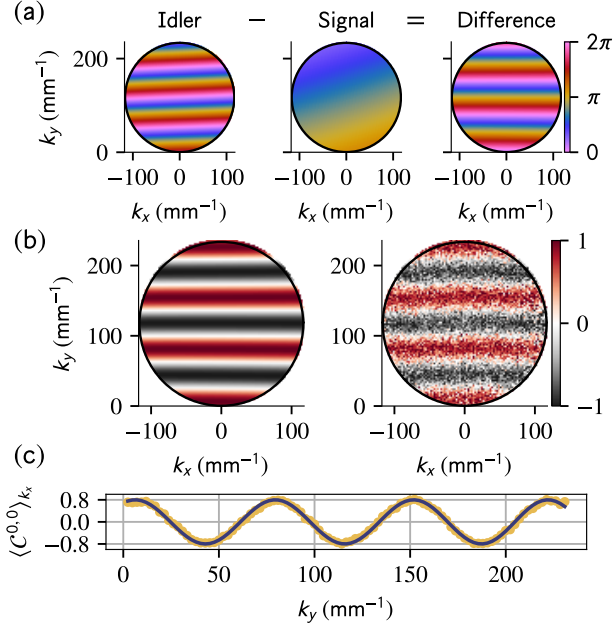


Figure 2: Phase profiles for Bell entanglement preparation and verification. (a) Measured phase profiles in the *idler* and *signal* arms and the resulting phase difference profile relevant for the generated state. (b) Comparison between the classically simulated (left) and measured (right) correlation function $\mathcal{C}^{0,0}(\mathbf{k}_i)$. (c) The k_x -averaged fringes from (b): line-simulation, points-measurement.

slope. To measure the phase profiles in the *signal* and *idler* arms we classically simulate the outcome by seeding the memory with coherent state, using an additional laser beam focused at the atomic cloud centre (see Supplementary Information and [26]). For this measurement we replace the *bucket* detector with a camera and calcite beam displacer (see Supplementary Information for details), and register intensity fringes in both arms. We collect frames for various measurement settings $\{\theta_s, \theta_i\} \in [0, 2\pi] \times [0, 2\pi]$ then for each frame we retrieve the phase using standard Fourier-transform based procedure [37], and finally average the results. The retrieved phase profiles are presented in Fig. 2(a), where we also plot the combined profile corresponding to the $\phi(\mathbf{k}_s, \mathbf{k}_i)$ phase difference profile. Figure 2(b) presents the comparison between the classically simulated (from retrieved phase) and measured correlation function $\mathcal{C}^{0,0}(\mathbf{k}_i)$ defined as:

$$\mathcal{C}^{\theta_s, \theta_i}(\mathbf{k}_i) = \frac{n_+^{\theta_s, \theta_i}(\mathbf{k}_i) - n_-^{\theta_s, \theta_i}(\mathbf{k}_i)}{n_+^{\theta_s, \theta_i}(\mathbf{k}_i) + n_-^{\theta_s, \theta_i}(\mathbf{k}_i)}, \quad (6)$$

where by $n_{\pm}^{\theta_s, \theta_i}(\mathbf{k}_i)$ we denote the number of registered idler photons with \mathbf{k}_i wavevector in each port of the “dual channel” polarizer. From Eq. (5) we expect the correlation function to be proportional to $\cos(\phi(-\mathbf{k}_s, \mathbf{k}_i))$, and this is indeed what we see. The $\mathcal{C}^{0,0}(\mathbf{k}_i)$ map is build from 2×10^7 experiment repetitions and contain 3×10^5 counts corresponding to *signal-idler* coincidences. In Fig. 2(c) we plot k_x -averaged fringes for both maps where we see good agreement between the expectation and measurement. The only parameter fitted there is the proportionality constant interpreted as the visibility $\mathcal{V} = 78\%$.

To perform the Bell test in our hybrid scenario we acquire ghost images for four different measurement settings $(\theta_s, \theta_i) \in \{(0, 0), (\pi/2, 0), (0, \pi/2), (\pi/2, \pi/2)\} =: \mathcal{M}$ and for one additional (marginal) setting denoted as $\{\infty, 0\}$ with the single channel polarizer removed. We use a variation of the CHSH inequality [38, 39, 2]:

$$|S| \leq 2, \quad (7)$$

with the Bell parameter S defined as follows (see Supplementary Information for derivation):

$$S = \mathcal{C}^{\theta_s, \theta_i}(\mathbf{k}_i) - \mathcal{C}^{\theta_s, \theta'_i}(\mathbf{k}_i) + \mathcal{C}^{\theta'_s, \theta_i}(\mathbf{k}_i) + \mathcal{C}^{\theta'_s, \theta'_i}(\mathbf{k}_i) - 2\mathcal{C}^{\infty, \theta_i}(\mathbf{k}_i). \quad (8)$$

Thanks to the wavevector dependent phase difference $\phi(\mathbf{k}_s, \mathbf{k}_i)$ that in our case changes more than 6π over observation region, the $|\psi_B\rangle$ state (Eq. (3)) maximally violates the inequality (7) for any two pairs of measurement settings separated by $\pi/2$: $|\theta_s - \theta'_s| = |\theta_i - \theta'_i| = \pi/2$. It stems from the fact that there is always a particular \mathbf{k}_i and thus $\phi(\mathbf{k}_s, \mathbf{k}_i)$ for which these settings are optimal, i.e. lead to maximal violation of inequality (7). Therefore, for the sake of simplicity we choose the angles to be 0 or $\pi/2$.

In Fig. 3(a) we present acquired ghost images for the five particular measurement settings, for both polarizer channels denoted as + and -. From these images we calculate the correlation functions as defined by Eq. (6). The k_x -averaged results are presented in Fig. 3(b). From these, by fitting the cosine function we obtain the following visibilities $\{77.9\%, 78.6\%, 77.2\%, 78.9\% \pm 0.5\%$ corresponding to the four measurement settings from \mathcal{M} . For the marginal setting (with the “single channel” polarizer removed) we obtain $\mathcal{C}^{\infty, \theta_i}(\mathbf{k}_i) = (1 \pm 3) \times 10^{-3}$ that together with the

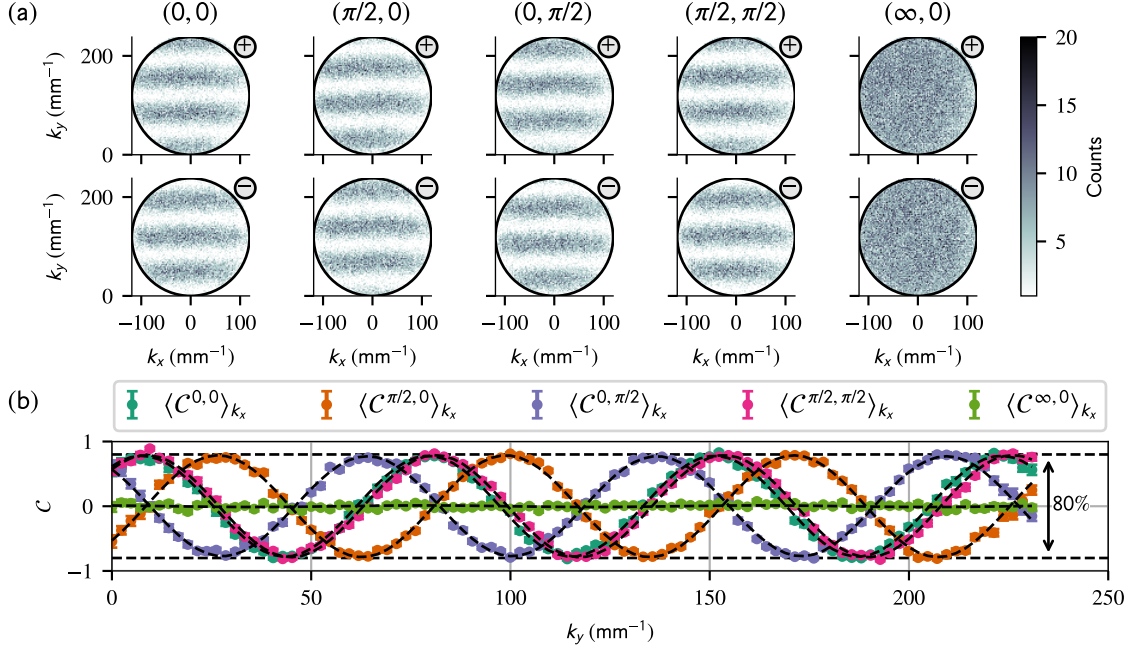


Figure 3: Ghost images for different measurement settings in Bell state characterization. (a) Ghost images of *signal-idler* correlations for five (θ_s, θ_i) measurement settings. The \oplus and \ominus mark regions corresponding to two channels (\pm) of the “dual channel” polarizer. (b) Horizontal (k_x) averages of the correlation function $\mathcal{C}^{\theta_s, \theta_i}(k_x, k_y)$ for each measurement setting from (a). The local visibility is up to 80%.

visibilities give $S = 2.213 \pm 0.008$. This violates the CHSH inequality (7) by 26 standard deviations (SDs), indicating the quantum nature of the observed fringes. The less than 100% visibility is a result of some imperfections present at different stages of our setup, which are discussed in detail in the Supplementary Information.

To directly demonstrate the high visibility of the correlation function for the four measurement bases we introduced the wavevector-dependent phase difference profile $\phi(\mathbf{k}_s, \mathbf{k}_i)$ in the generated state. Alternatively, as this phase is built from two independent phase profiles in *signal* and *idler* arms we, could interpret it as to be responsible for different measurement settings for different wavevectors \mathbf{k}_i . This way, by treating the MZIs with the known phase profiles $\varphi_{s(i)}(\mathbf{k}_i)$ as a parts of the measurement devices we can run the Bell test on the wavevector DoF entangled state given by Eq.(1). In this way, we register many independent (φ_s, φ_i) measurement settings on a single ghost image. Consequently, it is convenient to redefine the Bell S parameter using the Freedman and Clauser formula [1] modified for our hybrid scenario (see Supplementary Information for

derivation):

$$S = 3\mathcal{C}(\phi) - \mathcal{C}(3\phi) - 2\mathcal{C}^\infty(\phi), \quad (9)$$

where $\mathcal{C}(\phi = \varphi_s - \varphi_i)$ is defined using Eq. (6) with $n_{\pm}^{\theta_s, \theta_i}(\mathbf{k}_i)$ averaged over the wavevectors \mathbf{k}_i corresponding to the same phase ϕ : $n_{\pm}^{\theta_s, \theta_i}(\mathbf{k}_i) \rightarrow n_{\pm}^{\theta_s, \theta_i}(\phi) = \langle n_{\pm}^{\theta_s, \theta_i}(\mathbf{k}_i) \rangle_{\mathbf{k}_i: \phi(-\mathbf{k}_i, \mathbf{k}_i) = \phi}$. The marginal correlation function $\mathcal{C}^\infty(\alpha)$ is defined in the same manner and is experimentally found to be independent of \mathbf{k}_i and thus ϕ as can be seen in Fig. 3(b).

Figure 4 presents values of $\mathcal{C}(\phi)$ correlation function obtained from single ghost image (the $(0, 0)$ setting of Fig. 3(a)). The ensemble of *signal* and *idler* phase samples used to calculate $\mathcal{C}(\phi)$ is drawn in the inset (Fig. 4(i)) where the coloring, similarly to Fig. 2(b), represents the value of the correlation function for each (φ_s, φ_i) . We clearly see that the correlation varies with the phase difference $\phi = \varphi_s - \varphi_i$ as expected. With the definition of the Bell parameter given by Eq. (9) the inequality Eq.(7) is maximally violated for four phases from the $[0, 2\pi]$ range: $\phi \in \{\pi/4, 3\pi/4, 5\pi/4, 7\pi/4\}$. Those points and the corresponding values of $\mathcal{C}(\phi)$ are marked in the Fig. 4 using dashed lines.

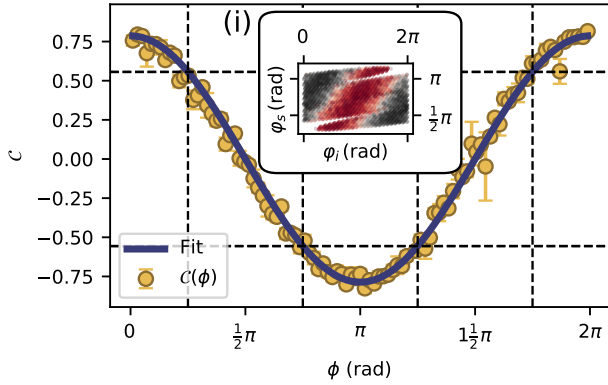


Figure 4: Entanglement certification with a single ghost image. Correlation function $\mathcal{C}(\phi)$ from single ghost image $((0,0)$ settings from Fig.3(a)) along with fitted theoretical curve. Inset (i) shows the ensemble of angular samples colored according to the correlation function value for each point, similarly as in Fig. 2(b).

By fitting the visibility $\mathcal{V} = 78.6\% \pm 0.3\%$ of the expected correlation curve $\mathcal{V} \cos(\phi)$ to match the observed correlation values $\mathcal{C}(\phi)$ we obtain $S = 2.227 \pm 0.007$ which violates the inequality Eq.(7) by more than 32 SDs.

In conclusion, we have employed emissive QM as a quantum light source for phase-sensitive GI setup and demonstrated images of Bell-type correlations. The QM generates entangled *signal* and *idler* photon pairs in many wavevector modes and stores the *idler* photon for controllable delay time. The *idler* photon release is controlled by real-time feedback allowing us to realize the ghost imaging protocol without any additional image-preserving delay line, as compared with Ref. [33]. To the best of our knowledge, this is the first demonstration of quantum-memory-assisted GI experiment, and effectively a demonstration of atom-photon Bell-type entanglement in a single image.

The presented system equipped with a more advanced *signal* photon detection and combined with wavefront shaping techniques based on fast micro-mirror arrays or spatial light modulators could lead to new adaptive quantum GI schemes [40]. As the phase modulation can be realized by fast all-optical spin-wave modulation techniques [26, 41, 37] that effectively reshape the *idler* photon spatial structure, the phase reshaping can be applied conditionally on *signal* photon measurement outcome. We also envisage that via feedback one may shape the idler light not only spatially, but also in terms of its statistics (akin to

heralding single or multi-photon states) for protocols such as quantum image distillation [42]. Our technique could also be applied in quantum information schemes such as quantum-secured imaging [43], quantum secure ghost imaging [44].

Acknowledgments

We thank K. Banaszek for the generous support and J. Kołodziej for insightful discussions. This work was funded by MNiSW (DI2016 014846, DI2018 010848), National Science Centre (2016/21/B/ST2/02559, 2017/25/N/ST2/01163, 2017/25/N/ST2/00713) and by the Foundation for Polish Science (MAB/2018/4 “Quantum Optical Technologies”). The “Quantum Optical Technologies” project is carried out within the International Research Agendas programme of the Foundation for Polish Science co-financed by the European Union under the European Regional Development Fund. M.P. was supported by the Foundation for Polish Science via the START scholarship.

References

- [1] S. J. Freedman and J. F. Clauser, *Physical Review Letters* **28**, 938 (1972).
- [2] A. Aspect, P. Grangier, and G. Roger, *Physical Review Letters* **49**, 91 (1982).
- [3] L. K. Shalm, E. Meyer-Scott, B. G. Christensen, P. Bierhorst, M. A. Wayne, M. J. Stevens, T. Gerrits, S. Glancy, D. R. Hamel, M. S. Allman, K. J. Coakley, S. D. Dyer, C. Hodge, A. E. Lita, V. B. Verma, C. Lambrocco, E. Tortorici, A. L. Migdall, Y. Zhang, D. R. Kumor, W. H. Farr, F. Marsili, M. D. Shaw, J. A. Stern, C. Abellán, W. Amaya, V. Pruneri, T. Jennewein, M. W. Mitchell, P. G. Kwiat, J. C. Bienfang, R. P. Mirin, E. Knill, and S. W. Nam, *Physical Review Letters* **115**, 250402 (2015).
- [4] M. Giustina, M. A. Versteegh, S. Wengerowsky, J. Handsteiner, A. Hochrainer, K. Phelan, F. Steinlechner, J. Kofler, J. Å. Larsson, C. Abellán, W. Amaya, V. Pruneri, M. W. Mitchell, J. Beyer, T. Gerrits, A. E. Lita, L. K. Shalm, S. W. Nam, T. Scheidl, R. Ursin, B. Wittmann, and A. Zeilinger, *Physical Review Letters* **115**, 250401 (2015).

- [5] C. Abellán, A. Acín, A. Alarcón, O. Alibart, C. K. Andersen, F. Andreoli, A. Beckert, F. A. Beduini, A. Bendersky, M. Bentivegna, P. Bierhorst, D. Burchardt, A. Cabello, J. Cariñe, S. Carrasco, G. Carvacho, D. Cavalcanti, R. Chaves, J. Cortés-Vega, A. Cuevas, A. Delgado, H. De Riedmatten, C. Eichler, P. Farrera, J. Fuenzalida, M. García-Matos, R. Garthoff, S. Gasparinetti, T. Gerrits, F. Ghafari Jouneghani, S. Glancy, E. S. Gómez, P. González, J. Y. Guan, J. Handsteiner, J. Heinsoo, G. Heinze, A. Hirschmann, O. Jiménez, F. Kaiser, E. Knill, L. T. Knoll, S. Krinner, P. Kurpiers, M. A. Larotonda, J. A. Larsson, A. Lenhard, H. Li, M. H. Li, G. Lima, B. Liu, Y. Liu, I. H. Grande, T. Lunghi, X. Ma, O. S. Magaña-Loaiza, P. Magnard, A. Magnoni, M. Martí-Prieto, D. Martínez, P. Mataloni, A. Mattar, M. Mazzer, R. P. Mirin, M. W. Mitchell, S. Nam, M. Oppliger, J. W. Pan, R. B. Patel, G. J. Pryde, D. Rauch, K. Redeker, D. Rieländer, M. Ringbauer, T. Roberson, W. Rosenfeld, Y. Salathé, L. Santodonato, G. Sauder, T. Scheidl, C. T. Schmiegelow, F. Sciarrino, A. Seri, L. K. Shalm, S. C. Shi, S. Slussarenko, M. J. Stevens, S. Tanzilli, F. Toledo, J. Tura, R. Ursin, P. Vergeris, V. B. Verma, T. Walter, A. Wallraff, Z. Wang, H. Weinfurter, M. M. Weston, A. G. White, C. Wu, G. B. Xavier, L. You, X. Yuan, A. Zeilinger, Q. Zhang, W. Zhang, and J. Zhong, *Nature* **557**, 212 (2018).
- [6] F. Vedovato, C. Agnesi, M. Tomasin, M. Avesani, J. Å. Larsson, G. Vallone, and P. Villoresi, *Physical Review Letters* **121**, 190401 (2018).
- [7] J. Brendel, N. Gisin, W. Tittel, and H. Zbinden, *Physical Review Letters* **82**, 2594 (1999).
- [8] T. Yarnall, A. F. Abouraddy, B. E. Saleh, and M. C. Teich, *Physical Review Letters* **99**, 170408 (2007).
- [9] J. G. Rarity and P. R. Tapster, *Physical Review Letters* **64**, 2495 (1990).
- [10] J. Leach, B. Jack, J. Romero, M. Ritsch-Marte, R. W. Boyd, A. K. Jha, S. M. Barnett, S. Franke-Arnold, and M. J. Padgett, *Optics Express* **17**, 8287 (2009).
- [11] J. S. Bell, *Physics* **1**, 195 (1964).
- [12] A. Acín, N. Gisin, and L. Masanes, *Physical Review Letters* **97**, 120405 (2006).
- [13] Z. S. Yuan, Y. A. Chen, B. Zhao, S. Chen, J. Schmiedmayer, and J. W. Pan, *Nature* **454**, 1098 (2008).
- [14] A. Einstein, B. Podolsky, and N. Rosen, *Physical Review* **47**, 777 (1935).
- [15] K. Jensen, W. Wasilewski, H. Krauter, T. Fernholz, B. M. Nielsen, M. Owari, M. B. Plenio, A. Serafini, M. M. Wolf, and E. S. Polzik, *Nature Physics* **7**, 13 (2011).
- [16] Z. Y. Ou, S. F. Pereira, H. J. Kimble, and K. C. Peng, *Physical Review Letters* **68**, 3663 (1992).
- [17] J. C. Howell, R. S. Bennink, S. J. Bentley, and R. W. Boyd, *Physical Review Letters* **92**, 210403 (2004).
- [18] M. P. Edgar, D. S. Tasca, F. Izdebski, R. E. Warburton, J. Leach, M. Agnew, G. S. Buller, R. W. Boyd, and M. J. Padgett, *Nature Communications* **3**, 984 (2012).
- [19] P. A. Moreau, F. Devaux, and E. Lantz, *Physical Review Letters* **113**, 160401 (2014).
- [20] M. Dąbrowski, M. Parniak, and W. Wasilewski, *Optica* **4**, 272 (2017).
- [21] D. V. Strekalov, A. V. Sergienko, D. N. Klyshko, and Y. H. Shih, *Physical Review Letters* **74**, 3600 (1995).
- [22] T. B. Pittman, Y. H. Shih, D. V. Strekalov, and A. V. Sergienko, *Physical Review A* **52**, R3429 (1995).
- [23] P.-A. Moreau, E. Toninelli, T. Gregory, and M. J. Padgett, *Nature Reviews Physics* **1**, 367 (2019).
- [24] M. Parniak, M. Dąbrowski, M. Mazelanik, A. Leszczyński, M. Lipka, and W. Wasilewski, *Nature Communications* **8**, 2140 (2017).
- [25] M. Dąbrowski, M. Mazelanik, M. Parniak, A. Leszczyński, M. Lipka, and W. Wasilewski, *Physical Review A* **98**, 42126 (2018).
- [26] M. Parniak, M. Mazelanik, A. Leszczyński, M. Lipka, M. Dąbrowski, and W. Wasilewski, *Physical Review Letters* **122**, 063604 (2019).
- [27] T. Peyronel, O. Firstenberg, Q.-Y. Liang, S. Hofferberth, A. V. Gorshkov, T. Pohl, M. D. Lukin, and V. Vuletić, *Nature* **488**, 57 (2012).

- [28] R. S. Bennink, S. J. Bentley, and R. W. Boyd, *Physical Review Letters* **89**, 113601 (2002).
- [29] A. Valencia, G. Scarcelli, M. D’Angelo, and Y. Shih, *Physical Review Letters* **94**, 063601 (2005).
- [30] R. S. Aspden, P. A. Morris, R. He, Q. Chen, and M. J. Padgett, *Journal of Optics (United Kingdom)* **18**, 055204 (2016).
- [31] B. Jack, J. Leach, J. Romero, S. Franke-Arnold, M. Ritsch-Marte, S. M. Barnett, and M. J. Padgett, *Physical Review Letters* **103**, 083602 (2009).
- [32] M. Dangelo, A. Valencia, M. H. Rubin, and Y. Shih, *Physical Review A* **72**, 013810 (2005).
- [33] P. A. Moreau, E. Toninelli, T. Gregory, R. S. Aspden, P. A. Morris, and M. J. Padgett, *Science Advances* **5**, eaaw2563 (2019).
- [34] S. S. Hodgman, W. Bu, S. B. Mann, R. I. Khakimov, and A. G. Truscott, *Physical Review Letters* **122**, 233601 (2019).
- [35] A. Aspect, P. Grangier, and G. Roger, *Physical Review Letters* **47**, 460 (1981).
- [36] M. Lipka, M. Parniak, and W. Wasilewski, *Applied Physics Letters* **112**, 211105 (2018).
- [37] M. Lipka, A. Leszczyński, M. Mazelanik, M. Parniak, and W. Wasilewski, *Physical Review Applied* **11**, 034049 (2019).
- [38] J. F. Clauser, M. A. Horne, A. Shimony, and R. A. Holt, *Physical Review Letters* **23**, 880 (1969).
- [39] J. F. Clauser and M. A. Horne, *Physical Review D* **10**, 526 (1974).
- [40] H. Defienne, M. Reichert, and J. W. Fleischer, *Physical Review Letters* **121**, 233601 (2018).
- [41] M. Mazelanik, M. Parniak, A. Leszczyński, M. Lipka, and W. Wasilewski, *npj Quantum Information* **5**, 22 (2019).
- [42] H. Defienne, M. Reichert, J. W. Fleischer, and D. Faccio, *Science Advances* **5**, eaax0307 (2019).
- [43] M. Malik, O. S. Magaña-Loaiza, and R. W. Boyd, *Applied Physics Letters* **101**, 241103 (2012).
- [44] X. Yao, X. Liu, L. You, Z. Wang, X. Feng, F. Liu, K. Cui, Y. Huang, and W. Zhang, *Physical Review A* **98**, 063816 (2018).

Supplementary Information

Quantum Memory implementation

The quantum memory is based on a pencil shaped cold ($T \approx 50 \mu\text{K}$) cloud of ^{87}Rb atoms prepared in a 3D magneto-optical trap operating at around 400 Hz repetition rate. The memory protocol utilizes two atomic ground states $|g\rangle = |5^2S_{1/2}, F = 1\rangle$ and $|h\rangle = |5^2S_{1/2}, F = 2\rangle$ to store *idler* photons in a form of collective atomic excitations known as spin waves [see also Fig. 1(c) of the main text]. The spin waves are generated together with *signal* photons in a write-out process for which a strong 150 ns long write (w) laser pulse red detuned by 30 MHz from $|g\rangle \rightarrow |e_w\rangle = |5^2P_{3/2}, F = 2\rangle$ transition is employed. To read-out the *idler* photon we use a strong read (r) laser pulse (150 ns) resonant with $|h\rangle \rightarrow |e_r\rangle = |5^2P_{1/2}, F = 2\rangle$ transition. The double Λ scheme employed in the memory protocol allow us to efficiently filter out any stray laser light present in either *signal* or *idler* beam (see [24] for details of the filtering system). Due to the phase matching involved in the readout process the resulting photon pairs are anti-correlated in momenta. As we choose the write and read beams to counter propagate through the ensemble the anticorrelation reads: $\frac{\mathbf{k}_i}{|\mathbf{k}_i|} = -\frac{\mathbf{k}_s}{|\mathbf{k}_s|}$, where $\mathbf{k}_{s(i)}$, correspond to *signal* and *idler* photon wavevector respectively. Moreover, as demonstrated previously [25] the resulting photons are additionally correlated in positions, which is a feature of the EPR state.

CHSH inequality in a hybrid scenario

To perform the Bell test in our hybrid scenario, we use a variation of the CHSH inequality adjusted for our correlation function defined (neglecting the wavevector dependence) as follows:

$$\mathcal{C}^{\theta_s, \theta_i} = \frac{n_+^{\theta_s, \theta_i} - n_-^{\theta_s, \theta_i}}{n_+^{\theta_s, \theta_i} + n_-^{\theta_s, \theta_i}}, \quad (10)$$

where $n_{\pm}^{\theta_s, \theta_i}$ denotes the number of registered *signal-idler* coincidences at each port (+ or -) of the “dual channel” polarizer. To derive the S parameter for such correlation function we follow the derivation of the single channel inequality [39] with assumptions adapted to our hybrid scenario. For the convenience let us denote the *signal* and *idler* polarizer orientations as $a(a')$ and $b(b')$. Then using the non enhancement assumption [39] we can write the four inequalities for *signal* and *idler* photon detection:

$$0 \leq p_s^a(\lambda) \leq p_s^\infty(\lambda), \quad (11)$$

$$0 \leq p_s^{a'}(\lambda) \leq p_s^\infty(\lambda), \quad (12)$$

$$0 \leq p_{i,\pm}^b(\lambda) \leq p_{i,+}^b(\lambda) + p_{i,-}^b(\lambda), \quad (13)$$

$$0 \leq p_{i,\pm}^{b'}(\lambda) \leq p_{i,+}^{b'}(\lambda) + p_{i,-}^{b'}(\lambda), \quad (14)$$

where λ is the hidden variable defining the quantum state of the source and has associated probability density $\rho(\lambda)$. Additionally, without loss of generality we can assume $p_{i,+}^{b'}(\lambda) + p_{i,-}^{b'}(\lambda) \leq p_{i,+}^b(\lambda) + p_{i,-}^b(\lambda)$ (which in the most sensible cases is just equality) to arrive with the following expressions:

$$-p_s^\infty(\lambda)p_{i,+}^b(\lambda) \leq p_s^a(\lambda)p_{i,+}^b(\lambda) - p_s^a(\lambda)p_{i,+}^{b'}(\lambda) + p_s^{a'}(\lambda)p_{i,+}^b(\lambda) + p_s^{a'}(\lambda)p_{i,+}^{b'}(\lambda) \leq p_s^\infty(\lambda)p_{i,-}^b(\lambda), \quad (15)$$

$$-p_s^\infty(\lambda)p_{i,-}^b(\lambda) \leq p_s^a(\lambda)p_{i,-}^b(\lambda) - p_s^a(\lambda)p_{i,-}^{b'}(\lambda) + p_s^{a'}(\lambda)p_{i,-}^b(\lambda) + p_s^{a'}(\lambda)p_{i,-}^{b'}(\lambda) \leq p_s^\infty(\lambda)p_{i,+}^b(\lambda). \quad (16)$$

Then, using the standard expression for the LHV coincidence probability $p_{\pm}^{a,b}(\lambda) = -p_s^a(\lambda)p_{i,\pm}^b(\lambda)$ and integrating inequalities (15) and (16) with the hidden parameter distribution $\rho(\lambda)$ and finally adding them with opposite signs we obtain:

$$-p_+^{\infty,b} - p_-^{\infty,b} \leq \mathcal{P}^{a,b} - \mathcal{P}^{a,b'} + \mathcal{P}^{a',b} + \mathcal{P}^{a',b'} - \mathcal{P}^{\infty,b} \leq p_+^{\infty,b} + p_-^{\infty,b}, \quad (17)$$

where $\mathcal{P}^{a,b} = p_+^{a,b} - p_-^{a,b}$ is the probability correlation function. As all of the probabilities in (17) are associated with *signal-idler* coincidences the inequality can be tested without the total number of emissions being known. However, to trustfully perform measurements needed to test this inequality the source has to be very stable in time, especially when it comes to the polarizer removal (∞ setting). Therefore, to perform the Bell test in our case we use the standard fair sampling assumption and take the coincidences correlation function (10) as a fair estimate of the probability correlation function $\mathcal{P}^{\theta_s, \theta_i} = \mathcal{C}^{\theta_s, \theta_i}/2$ for any pair of measurements settings (θ_s, θ_i) excluding the special case with the *signal* polarizer removed, for which $\mathcal{P}^{\infty, \theta_i} = \mathcal{C}^{\infty, \theta_i}$. With these assumptions $p_+^{\infty, b} + p_-^{\infty, b} = 1$ and the inequality (17) finally becomes:

$$-2 \leq \mathcal{C}^{\theta_s, \theta_i} - \mathcal{C}^{\theta_s, \theta'_i} + \mathcal{C}^{\theta'_s, \theta_i} + \mathcal{C}^{\theta'_s, \theta'_i} - 2\mathcal{C}^{\infty, \theta_i} \leq 2. \quad (18)$$

Further, when $\mathcal{C}^{\theta_s, \theta_i} = \mathcal{C}(\phi = |\theta_s - \theta_i|)$ and we choose $\theta_s, \theta'_s, \theta_i, \theta'_i$ to satisfy $|\theta_s - \theta_i| = |\theta'_s - \theta_i| = |\theta'_s - \theta'_i| = \frac{1}{3}|\theta_s - \theta'_i| = \phi$ the inequality (18) becomes:

$$-2 \leq 3\mathcal{C}(\phi) - \mathcal{C}(3\phi) - 2\mathcal{C}^{\infty}(\phi) \leq 2, \quad (19)$$

which is the correlation function equivalent of the inequality derived by Freedman for probabilities [1].

Visibility limitations

Here we summarize all factors contributing to reduced visibility in correlation function fringes.

First of all, the ultimate visibility (assuming perfect optical components) is limited by the purity of the generated photons pairs. Any stray noise present in the *idler* and indirectly *signal* arm will appear as a nonzero floor on the acquired ghost images. As the noise comes from uncorrelated photon pairs it will appear also outside the region determined by the *signal* observation region (limited by the bucket detector sensitivity area). Therefore, by looking outside the correlation region we can get the average amount of the noise present \bar{n}_{bckg} and then estimate the ultimate visibility as: $\mathcal{V}_{\text{ult}} = (\bar{n}_{\text{sig}} - \bar{n}_{\text{bckg}})/(\bar{n}_{\text{sig}} + \bar{n}_{\text{bckg}})$, where $\bar{n}_{\text{sig}} = 1/\mathcal{A}_o \int (n_+^{\infty, 0}(\mathbf{k}_i) + n_+^{\infty, 0}(\mathbf{k}_i)) d\mathbf{k}_i$ is average number of registered coincidences in the circular area \mathcal{A}_o . In our case the ultimate visibility amounts about 89%. It is also noteworthy that this formula can be rewritten using Glauber second order correlation function of *signal* and *idler* pairs, as $g_{si}^{(2)} \simeq \bar{n}_{\text{tot}}/\bar{n}_{\text{bckg}} \approx 16.5$. The imperfections of the optical components, including mirrors, polarizers and waveplates lower the achievable visibility by a factor of 0.97². Additionally, finite correlation strength characterized by κ limits the visibility for fast varying phase profiles in the *signal* arm, however as this phase slope in our case is low this effect has minimal contribution (less than 1%) to the total visibility. Finally, the remaining drop (by a factor equivalent to about 97%) is most probably caused by the residual mismatch of the wavevector shift $\delta\mathbf{k}$ between the two MZIs.

The next sections of this Supplementary Information treat the details of various effects impacting the visibility.

Noise and photon pairs purity

The ultimate visibility that could be achieved in our setup when ideal optical components are used is limited by purity of the generated photon pair state. As the *signal-idler* pair generation process is purely probabilistic there always is a chance of multiple-pair generation in one shot. The higher order pairs similarly as spurious noise photons coming from the read laser leakage and I-CMOS sensor dark counts will appear at the acquired images as a constant noise floor, present even outside the correlation region determined by the bucketed detector area. Therefore, by looking outside the correlation circle we can estimate the total amount of the noise present and hence calculate the ultimate visibility by comparing the noise level with the correlated coincidences.

In Fig. (5) we present the percentage noise and signal values taken from measurement with (0,0) analyzer settings. From these we estimate the ultimate visibility to be $\mathcal{V}_{\text{ult}} = (\bar{n}_{\text{sig}} - \bar{n}_{\text{bckg}})/(\bar{n}_{\text{sig}} + \bar{n}_{\text{bckg}}) \approx 88.6\%$.

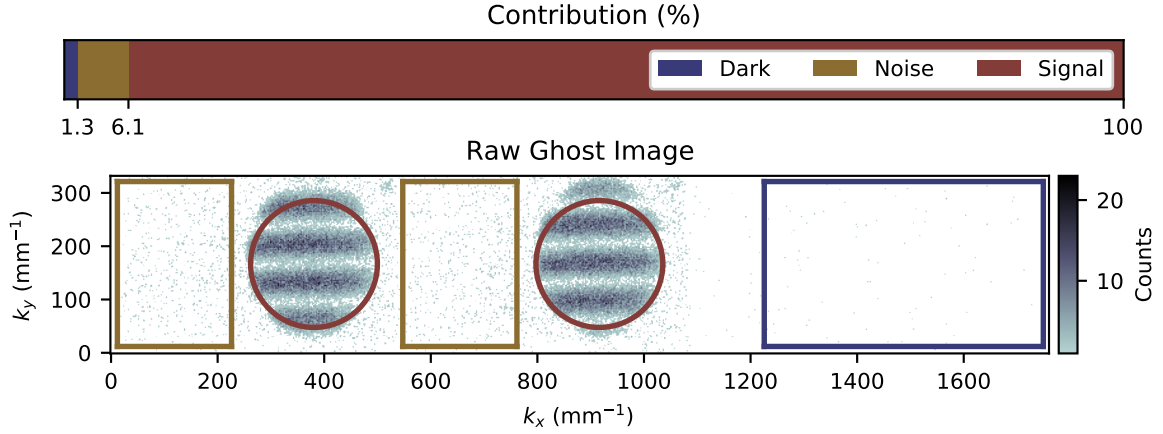


Figure 5: The percentage contributions of the noise to the observed signal. The bar represents the average value taken from the appropriate region in the ghost image. The dark counts are taken from the region of the I-CMOS camera frame that is not illuminated by any optical field (purple frame). The noise counts are taken from regions (golden frame) outside the ghost-imaged circular bucketed detector area, these include also the dark counts as they are present uniformly over the whole frame. The signal counts, that include also the noise counts, are taken from the circular regions inside the virtually-visible bucket detector area (red circles). The wavevector variables are only for scale purposes and they (in absolute sense) do not refer to the true wavevector values.

The quality of the *signal-idler* pairs can be characterized by Glauber second order correlation function defined as

$$g_{si}^2 = \frac{\langle n_s n_i \rangle}{\bar{n}_s \bar{n}_i}, \quad (20)$$

where $\langle n_s n_i \rangle$ is the average number of coincidences and $\bar{n}_{s(i)}$ represents the average number of *s(i)*-*signal(idler)* photons. As we are working with low pair generation probability p we can approximate the above averages with proper probabilities. Let us denote the total transition-and-detection efficiencies as χ_s, χ_i and introduce the two spurious noise probabilities ζ_s, ζ_i for *s* and *i* arm respectively. Then, we can write the coincidence probability by analyzing the possible events up to the $\mathcal{O}(p^2)$ order:

$$p_{si} = p\chi_s\chi_i + p\chi_s\zeta_i + p\chi_i\zeta_s + \zeta_s\zeta_i + p^2\chi_s\chi_i. \quad (21)$$

The subsequent terms have the following interpretation: $p\chi_s\chi_i$ represent the probability of generating and detecting a genuine *s-i* pair; $p\chi_s\zeta_i, p\chi_i\zeta_s$ are probabilities of coincidences between the *signal* (or *idler*) photon and the noise photon in the second arm; $\zeta_s\zeta_i$ is the probability of noise-noise coincidence, and $p^2\chi_s\chi_i$ is the *s-i* from two generated (and uncorrelated) pairs. The single-photon detection probabilities read: $p_s = p\chi_s + \zeta_s$ and $p_i = p\chi_i + \zeta_i$, which, after dropping the $\zeta_s\zeta_i \ll p\chi_{s(i)}\zeta_{s(i)}$ term finally give:

$$g_{si}^2 \simeq 1 + \frac{1}{p + \zeta_s/\chi_s + \zeta_i/\chi_i}, \quad (22)$$

which for $\bar{n}_s \simeq p_s$ transform into:

$$g_{si}^2 \simeq 1 + \frac{1}{\bar{n}_s/\chi_s + \zeta_i/\chi_i}. \quad (23)$$

Additionally, as mentioned earlier the genuine coincidences appear on the camera frame only in the region limited by the bucket detector area, hence, by looking outside this region we can estimate the denominator of (20) as $\bar{n}_s\bar{n}_i \simeq p_s p_i = p_{si} - p\chi_s\chi_i$ and arrive at $g_{si}^{(2)} \simeq \bar{n}_{\text{tot}}/\bar{n}_{\text{bckg}}$, which in our case (Fig. 5) amounts to $g_{si}^{(2)} \approx 16.5$.

In Fig. 6 we present additional measurement of the g_{si}^2 function for different *signal* photon mean numbers. The solid curve is a fit of (23) to the data with $\chi_s = (7.5 \pm 0.1)\%$ and $\zeta_i/\chi_i = (4 \pm 2)\%$. The measurement for the GI experiment were performed around $\bar{n}_s \approx 4 \times 10^{-3}$, corresponding to $p \approx 0.05$.

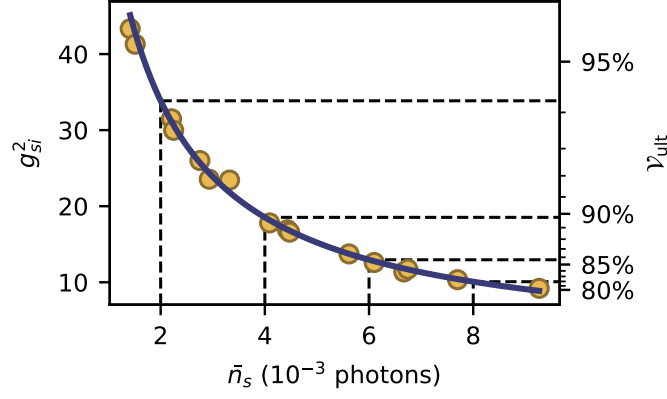


Figure 6: Measured second order correlation function g_{si}^2 between *signal* and *idler* photons as a function of mean *signal* photon number \bar{n}_s . The solid curve represent a simple model fitted to the data. The ultimate visibility \mathcal{V}_{ult} corresponding to the measured $g_{si}^{(2)}$ function values is present on the second vertical axis.

Correlation strength κ and its impact on visibility

The generated biphoton wavefunction $\psi(\mathbf{k}_s, \mathbf{k}_i)$ is characterized by near-field (σ) and far-field (κ) correlations strengths. In our case, since we are working with wavevector correlations, the κ parameter is of the most importance. It limits, the achievable resolution and in the case of the Bell-correlations demonstration it leads to the drop of the visibility of observed quantum fringes. The visibility reduction due to finite κ in this case can be estimated by evaluating the integral (see Eq. (5) of the main article) $p_{\pm}(\mathbf{k}_i) = \int |\tilde{\psi}(\mathbf{k}_s - \delta\mathbf{k}, \mathbf{k}_i)|^2 \cos^2\left(\frac{\varphi(\mathbf{k}_s) - \varphi(\mathbf{k}_i)}{2}\right) d\mathbf{k}_s$ for a linearly varying $\varphi(\mathbf{k}_s)$, which without loss of generality can be assumed to vary only in the \hat{x} direction, $\varphi(\mathbf{k}_s) = \alpha k_x$. Additionally, as mentioned in the main article the wavevector-space field of view is limited by technical constraints rather than the spread σ of the generated state and thus we take $\sigma \rightarrow 0$. In this case, the integral gives $(1 + e^{-\alpha^2 \kappa^2 / 2} \cos(\varphi_s(-\mathbf{k}_i) - \varphi(\mathbf{k}_i)) / 2$, where we can identify the visibility to be $\mathcal{V}_{\kappa} = e^{-\alpha^2 \kappa^2 / 2}$. To estimate the correlation strength κ and thus the reduction of visibility we performed additional measurement with the bucked detector replaced by camera. The results in form of correlation maps in center of mass coordinates $(\mathbf{k}_s + \mathbf{k}_i)$ integrated over the second direction $(\mathbf{k}_s - \mathbf{k}_i)$ are present in Fig. (7). The maps are drawn for two channels (+ and -) of the beam displacer (BD) with the noise background $\bar{n}_s \bar{n}_i$ subtracted. The solid lines represents the fitted Gaussian curves which give estimates of κ in each direction. Since, the estimates of κ have similar values as the final estimate we take the average over the four values and obtain $\kappa = (5.9 \pm 0.7) \text{ mm}^{-1}$. This, together with our *signal* phase slope $\alpha \approx 12.4 \text{ mrad} \times \text{mm}$ gives $\mathcal{V}_{\kappa} \approx 99.7\%$ which is negligible when compared to other imperfections.

Visibility drop due to the MZIs $\delta\mathbf{k}$ mismatch

To derive the formula for the desired Bell-like state $|\psi_B\rangle$ we assumed that the two MZIs have the same (matched) wavevector shift $\delta\mathbf{k}$. In the experimental realization, however, these two shifts will be always matched with finite precision $\xi\mathbf{k}$. If this is the case, the generated state can be no longer described by the compact form, where the superposition is only at the polarization level as in Eq. (3) of the main text. To quantify the effect of the residual mismatch we can use the intermediate form and add the mismatch to the one of the parts:

$$|\psi_B\rangle = \mathcal{N} \iint_{[0, \delta\mathbf{k}]^2} (e^{i\varphi_s(\mathbf{k}_s)} \psi(\mathbf{k}_s, \mathbf{k}_i - \delta\mathbf{k}) |\mathbf{k}_s, H\rangle |\mathbf{k}_i, V\rangle + e^{i\varphi_i(\mathbf{k}_i)} \psi(\mathbf{k}_s - \delta\mathbf{k} - \xi\mathbf{k}, \mathbf{k}_i) |\mathbf{k}_s, V\rangle |\mathbf{k}_i, H\rangle) d\mathbf{k}_s d\mathbf{k}_i. \quad (24)$$

Then, after plugging (24) into Eq. (5) of the main text and evaluating the integral in the $\delta\mathbf{k} \gg \kappa$

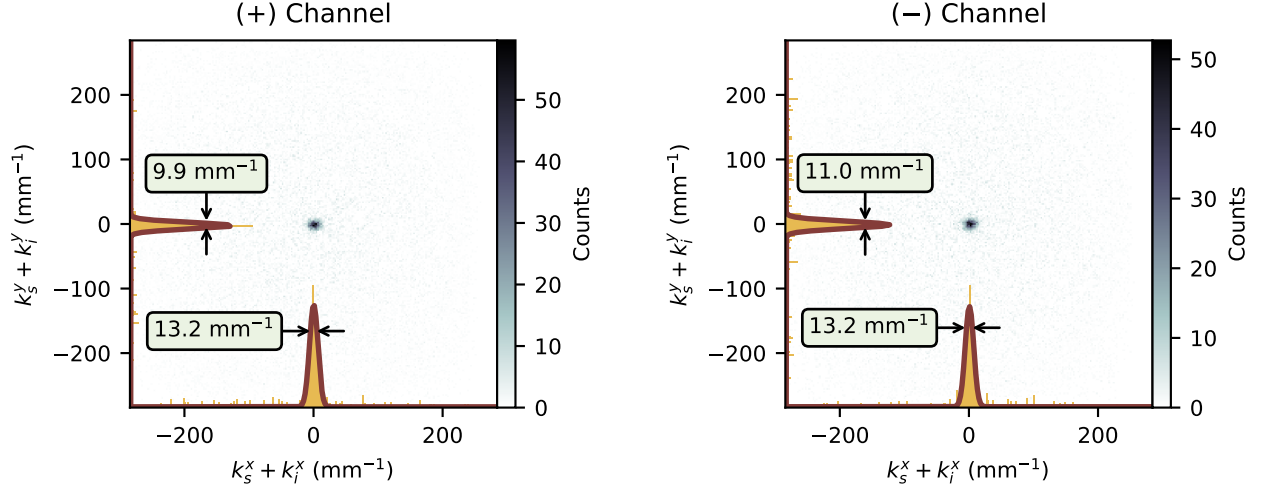


Figure 7: Noise-subtracted *signal-idler* coincidences in the center of mass coordinates measured with camera. The solid lines represent the cross sections through the maximum of the fitted theoretical probability distribution $|\psi(\mathbf{k}_s, \mathbf{k}_i)|^2$. The labels mark the 2κ widths of the distributions.

limit we obtain:

$$p \propto (1 + e^{-\xi \mathbf{k}^2 / (8\kappa^2)} \cos(\varphi_s(-\mathbf{k}_i) - \varphi_i(\mathbf{k}_i))) / 2,$$

where we identify the visibility as $\mathcal{V}_{\xi \mathbf{k}} = e^{-\xi \mathbf{k}^2 / (8\kappa^2)}$ which we estimate to be 97% that correspond to $\xi \mathbf{k} \approx 0.5\kappa$.