

# Differentiable Logic Machines

Matthieu Zimmer<sup>1</sup> Xuening Feng<sup>1</sup> Claire Glanois<sup>1</sup> Zhaohui Jiang<sup>1</sup> Jianyi Zhang<sup>1</sup> Paul Weng<sup>1,2</sup>  
Jianye Hao<sup>3</sup> Dong Li<sup>3</sup> Wulong Liu<sup>3</sup>

## Abstract

The integration of reasoning, learning, and decision-making is key to build more general AI systems. As a step in this direction, we propose a novel neural-logic architecture that can solve both inductive logic programming (ILP) and deep reinforcement learning (RL) problems. Our architecture defines a restricted but expressive continuous space of first-order logic programs by assigning weights to predicates instead of rules. Therefore, it is fully differentiable and can be efficiently trained with gradient descent. Besides, in the deep RL setting with actor-critic algorithms, we propose a novel efficient critic architecture. Compared to state-of-the-art methods on both ILP and RL problems, our proposition achieves excellent performance, while being able to provide a fully interpretable solution and scaling much better, especially during the testing phase.

## 1. Introduction

Following the successes of deep learning and deep reinforcement learning, a research trend (Dong et al., 2019; Jiang & Luo, 2019; Manhaeve et al., 2018), whose goal is to combine reasoning, learning, and decision-making into one architecture has become very active. This research may unlock the next generation of artificial intelligence (AI) (Lake et al., 2017; Marcus, 2018). Simultaneously, a second research trend has flourished under the umbrella term of *explainable AI* (Barredo Arrieta et al., 2020). This trend is fueled by the realization that solutions obtained via deep learning-based techniques are difficult to understand, debug, and deploy.

Neural-logic approaches (see Section 2) have been proposed to integrate reasoning and learning, notably via first-order logic and neural networks. Recent works have demonstrated good achievements by using differentiable methods to learn

a logic program (Evans & Grefenstette, 2018) or by applying a logical inductive bias to create a neural-logic architecture (Dong et al., 2019). The latter approach obtains the best performance at the cost of interpretability, while the former can yield an interpretable solution, but at the cost of scalability.

In this paper, we propose a novel neural-logic architecture (see Section 3 for background notions and Section 4 for our proposition) that offers a better tradeoff in terms of interpretability vs performance and scalability. This architecture defines a continuous relaxation over first-order logic expressions defined on input predicates. In contrast to most previous approaches, one key idea is to assign learnable weights on predicates instead of template rules, which allows for a much better scalability. We also introduce several training tricks to find interpretable solutions. Besides, for deep reinforcement learning (RL), we propose an adapted critic to train our architecture in an actor-critic scheme for faster convergence.

We experimentally compare our proposition with previously-proposed architectures on inductive logic programming (ILP) and RL tasks (see Section 5). Our architecture achieves state-of-the-art performances in ILP and RL tasks while maintaining interpretability and achieving better scalability. Our proposition is superior to all interpretable methods in terms of success rates, computational time, and memory consumption. Compared to non-interpretable ones, our method compares favorably, but can find fully-interpretable solutions (i.e., logic program) that are faster and use less memory during the testing phase.

The contributions of this paper can be summarized as follows: (1) a novel neural-logic architecture that can produce an interpretable solution and that can scale better than state-of-the-art methods, (2) an algorithm to train this architecture and obtain an interpretable solution, (3) an adapted critic for the deep RL setting, and (4) a thorough empirical evaluation in both ILP and RL tasks.

## 2. Related Work

The literature aiming at integrating reasoning and learning (and decision-making more recently) is very rich (e.g., (Raedt et al., 2020; Manhaeve et al., 2018; Lyu et al., 2019;

<sup>1</sup>UM-SJTU Joint Institute, Shanghai Jiao Tong University, China <sup>2</sup>Department of Automation, Shanghai Jiao Tong University, Shanghai, China. <sup>3</sup>Huawei Noah's Ark Lab, China. Correspondence to: Paul Weng <paul.weng@sjtu.edu.cn>.

Yi et al., 2018)). For space reasons, we only discuss the recent works closest to ours below.

**(Differentiable) ILP and their extensions to RL** Inductive Logic Programming (ILP) (Cropper et al., 2020) aims to extract lifted logical rules from examples. Since traditional ILP systems can not handle noisy, uncertain or ambiguous data, they have been extended and integrated into neural and differentiable frameworks. For instance, Evans & Grefenstette (2018) proposed  $\partial$ ILP, a model based on a continuous relaxation of the logical reasoning process, such that the parameters can be trained via gradient descent, by expressing the satisfiability problem of ILP as a binary classification problem. This relaxation is defined by assigning weights to templated rules. Jiang & Luo (2019) adapted  $\partial$ ILP to RL problems using vanilla policy gradient. Despite being interpretable, this approach does not scale well, which is notably due to how the relaxation is defined.

Payani & Fekri (2019b) proposed differentiable Neural Logic ILP (dNL-ILP), another ILP solver where in contrast to  $\partial$ ILP, weights are placed on predicates like in our approach. Their architecture is organized as a sequence of one layer of neural conjunction functions followed by one layer of neural disjunction functions to represent expressions in Disjunctive Normal Form, which provides high expressivity. Payani & Fekri (2019b) did not provide any experimental evaluation of dNL-ILP on any standard ILP benchmarks. But, in our experiments, our best effort to evaluate it suggests that dNL-ILP performs worse than  $\partial$ ILP. Payani & Fekri (2020) extended their model to RL and showed that initial predicates can be learned from images if sufficient domain knowledge under the form of auxiliary rules is provided to the agent. However, they do not show that their approach can learn good policies without this domain knowledge.

Another way to tackle inductive learning and logic reasoning, is to introduce some logical architectural inductive bias, as in Neural Logic Machine (NLM) (Dong et al., 2019). This approach departs from previous ones by learning rules with single-layer perceptrons (SLP), which prevents this method to provide any final interpretable solution. NLMs can generalize and its inference time is significantly improved compared to  $\partial$ ILP; by avoiding rules templates as in traditional neuro-symbolic approaches, it also gains in expressivity. Our architecture is inspired by NLM, but we use interpretable modules instead of SLPs.

**Knowledge-Base (KB) reasoning** Another line of work in relational reasoning specifically targets KB reasoning. Although these works have demonstrated huge gain in scalability (w.r.t number of predicates or entities), they are usu-

ally less concerned about predicate invention<sup>1</sup>. Some recent works (Yang et al., 2017; Yang & Song, 2020) extend the multi-hop reasoning framework to ILP problems. The latter work is able to learn more expressive rules, with the use of nested attention operators. In the KB completion literature, a recurrent idea is to jointly learn sub-symbolic embeddings of entities and predicates, which are then used for approximate inference. However, the expressivity remains too limited for more complex ILP tasks and these works are typically more data-hungry.

### 3. Background

In this section, we present our notations in the context of Inductive Logic Programming, recall the definition of Markov Decision Process, and review the related deep RL algorithms (i.e., PPO), which we use to formulate our method.

**Notations** For any finite set  $X$ , let  $\Delta(X)$  denote the set of probability distributions over  $X$ . For any  $n \in \mathbb{N}$ , let  $[n]$  denote the set  $\{1, 2, \dots, n\}$ .

*Inductive Logic Programming* (ILP) refers to the problem of learning a logic program that entails a given set of positive examples and does not entail a given set of negative examples. This logic program is generally written in (a fragment of) first-order logic.

*First-Order Logic* (FOL) is a formal language defined with several elements: constants, variables, functions, predicates, and formulas. *Constants* correspond to object in the world. Let  $\mathcal{C}$  denote the set of  $m$  constants. They will be denoted in lowercase. *Variables* refer to unspecified objects. They will be denoted in uppercase. Like previous works, we consider a fragment of FOL without any functions. An  $r$ -ary *predicate*  $P$  can be thought of as a relation between  $r$  constants, which can be evaluated as true  $\mathbb{T}$  or false  $\mathbb{F}$ . Predicates will be denoted in uppercase. Let  $\mathcal{P}$  denote the set of predicates used for a given problem. An *atom* is an  $r$ -ary predicate with its arguments  $P(x_1, \dots, x_r)$  where  $x_i$ 's are either variables or constants. A *formula* is a logical expression composed of atoms, logical connectives (e.g., negation  $\neg$ , conjunction  $\wedge$ , disjunction  $\vee$ , implication  $\leftarrow$ ), and possibly existential  $\exists$  and universal  $\forall$  quantifiers.

Since solving an ILP task involves searching an exponentially large space, this problem is generally handled by focusing on formulas of restricted forms, such as a subset of if-then *rules*, also referred to as *clauses*. A *definite clause* is a rule of the form:

$$B \leftarrow A_1 \wedge \dots \wedge A_k$$

<sup>1</sup>Typically, rules learned in multi-hop reasoning are chain-like rules (i.e., paths on graphs), which form a subset of Horn clauses:  $Q(X, Y) \leftarrow P_1(X, Z_1) \wedge P_2(Z_1, Z_2) \wedge \dots \wedge P_r(Z_{r-1}, Z_r)$ .

which means that the head atom  $B$  is implied by the conjunction of the body atoms  $A_1, \dots, A_k$ . More general rules can be defined by allowing logical operations (e.g., disjunction or negation). A *ground rule* (resp. ground atom) is a rule (resp. atom) whose variables have been all replaced by constants. By gathering the ground atoms attached to a specific predicate  $P$  of arity  $r$ , we can associate to  $P$  a tensor  $\mathbf{P}$  with values 0 for  $\mathbb{F}$  and 1 for  $\mathbb{T}$ , of dimension  $r$  with shape  $[m, \dots, m]$ .

In ILP tasks, given some initial input predicates (e.g.,  $zero(X)$ ,  $succ(X, Y)$  for natural numbers), and a target predicate (e.g.,  $even$ ), the goal is to learn a logical formula defining the target predicate. It is usually judicious to proceed incrementally and introduce in  $\mathcal{P}$  some auxiliary predicates, for which we also have to learn an explicit and consistent definition. Below, we show a simple example of such predicate invention with created predicate  $succ2$ :

$$\begin{aligned} even(X) &\leftarrow zero(X) \vee (succ2(X, Y) \wedge even(Y)) \\ succ2(X, Y) &\leftarrow succ(X, Z) \wedge succ(Z, Y) \end{aligned}$$

The *Markov Decision Process* (MDP) model (Bellman, 1957) is defined as a tuple  $(\mathcal{S}, \mathcal{A}, T, r, \mu, \gamma)$ , where  $\mathcal{S}$  is a set of states,  $\mathcal{A}$  is a set of actions,  $T : \mathcal{S} \times \mathcal{A} \rightarrow \Delta(\mathcal{S})$  is a transition function,  $r : \mathcal{S} \times \mathcal{A} \rightarrow \mathbb{R}$  is a reward function,  $\mu \in \Delta(\mathcal{S})$  is a distribution over initial states, and  $\gamma \in [0, 1]$  is a discount factor. A (stationary Markov) policy  $\pi : \mathcal{S} \rightarrow \Delta(\mathcal{A})$  is a mapping from states to distributions over actions;  $\pi(a | s)$  stands for the probability of taking action  $a$  given state  $s$ . We consider parametrized policies  $\pi_\theta$  with parameter  $\theta$  (e.g., neural networks). The aim in discounted MDP settings, is to find a policy that maximizes the expected discounted total reward:

$$J(\theta) = \mathbb{E}_{\mu, T, \pi_\theta} \left[ \sum_{t=0}^{\infty} \gamma^t r(s_t, a_t) \right] \quad (1)$$

where  $\mathbb{E}_{\mu, T, \pi_\theta}$  is the expectation w.r.t. distribution  $\mu$ , transition function  $T$ , and policy  $\pi_\theta$ . The *state value function* of a policy  $\pi_\theta$  for a state  $s$  is defined by:

$$V^\theta(s) = \mathbb{E}_{T, \pi_\theta} \left[ \sum_{t=0}^{\infty} \gamma^t r(s_t, a_t) \mid s_0 = s \right] \quad (2)$$

where  $\mathbb{E}_{T, \pi_\theta}$  is the expectation w.r.t. transition function  $T$  and policy  $\pi_\theta$ . The *action value function* is defined by:

$$Q^\theta(s, a) = \mathbb{E}_{T, \pi_\theta} \left[ \sum_{t=0}^{\infty} \gamma^t r(s_t, a_t) \mid s_0 = s, a_0 = a \right] \quad (3)$$

and the *advantage function* is defined by:

$$A^\theta(s, a) = Q^\theta(s, a) - V^\theta(s). \quad (4)$$

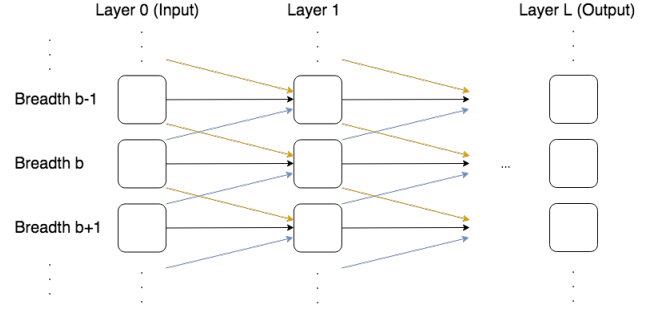


Figure 1: Architecture of DLM zoomed in around breadth  $b$ , where boxes represent logic modules (except for layer 0), blue arrows correspond to reduction, and yellow arrows to expansion. The predicates corresponding to inputs of a logic module can be negated and their arguments permuted.

*Reinforcement learning* (RL), which is based on MDP, is the problem of learning a policy that maximizes the expected discounted sum of rewards without knowing the transition and reward functions. Policy gradient (PG) methods constitute a widespread approach for tackling RL problems in continuous or large state-action spaces. They are based on iterative updates of the policy parameter in the direction of a gradient expressed as (Sutton & Barto, 2018):

$$\nabla_\theta J(\theta) = \mathbb{E}_{(s,a) \sim d^{\pi_\theta}} [A^\theta(s, a) \nabla_\theta \log \pi_\theta(a | s)]$$

where the expectation is taken w.r.t.  $d^{\pi_\theta}$ , the stationary distribution of the Markov chain induced by policy  $\pi_\theta$ . An efficient way to perform the policy update is via an actor-critic (AC) scheme. In such a framework, both an actor ( $\pi_\theta$ ) and a critic (e.g.,  $A^\theta$  or  $V^\theta$ ) are jointly learned.

Proximal Policy Optimization (PPO) (Schulman et al., 2017) is a state-of-the-art actor-critic algorithm, which optimizes a clipped surrogate objective function  $J_{\text{PPO}}(\theta)$  defined by:

$$\sum_{t=0}^{\infty} \min(\omega_t(\theta) A^{\bar{\theta}}(s_t, a_t), \text{clip}(\omega_t(\theta), \epsilon) A^{\bar{\theta}}(s_t, a_t)), \quad (5)$$

where  $\bar{\theta}$  is the current policy parameter,  $\omega_t(\theta) = \frac{\pi_\theta(a_t | s_t)}{\pi_{\bar{\theta}}(a_t | s_t)}$ , and  $\text{clip}(\cdot, \epsilon)$  is the function to clip between  $[1 - \epsilon, 1 + \epsilon]$ . This surrogate objective was motivated as an approximation of that used in TRPO (Schulman et al., 2015), which was introduced to ensure monotonic improvement after a policy parameter update. Some undeniable advantages of PPO over TRPO lies in its simplicity and lower sample complexity.

## 4. Differentiable Logic Machines

In this section, we present our novel neural-logic architecture, called Differentiable Logic Machines (DLM), which offers a good trade-off between expressivity and trainability.

#### 4.1. Internal Logic

Inspired by NLM’s architecture (Dong et al., 2019), DLM is comprised of learnable logic modules organized into  $L$  layers, each layer having a breadth  $B$  (see Figure 1). By convention, layer 0 corresponds to all the initial predicates. At layer  $l \in [L]$ , a breadth level  $b \in [B]$  corresponds to a logic module containing  $n_O$  invented predicates of arity  $b$ . Each of those predicates can be a disjunction or a conjunction of  $n_A$  predicates from layer  $l - 1$  and breadth  $b - 1$ ,  $b$  or  $b + 1$ . In order to provide their definitions, we introduce some notations.

Let  $\mathcal{P}_b^l$  be the set of all predicates of arity  $b$  at layer  $l \in [L]$ . This set can be augmented with three operations: negation, expansion, and reduction:

**Negation:** The set of predicates in  $\mathcal{P}_b^l$  and their negations is denoted  $\bar{\mathcal{P}}_b^l$ .

**Expansion:** Any  $b$ -arity predicate  $P$  can be expanded into a  $b + 1$ -arity predicate, where the last argument does not play any role in its truth value, i.e.,  $\hat{P}(X_1, \dots, X_{b+1}) := P(X_1, \dots, X_b)$ . The set of expanded predicates obtained from  $\mathcal{P}_b^l$  is denoted  $\hat{\mathcal{P}}_b^l$ . By convention,  $\hat{\mathcal{P}}_0^l = \emptyset$ .

**Reduction:** Any  $b + 1$ -arity predicate  $P$  can be reduced into a  $b$ -arity predicate  $P'$  by marginalizing out its last argument either with an existential quantifier resp. universal one, i.e.,  $P'(X_1, \dots, X_b) = \exists X_{b+1} P(X_1, \dots, X_{b+1})$  or  $P'(X_1, \dots, X_b) = \forall X_{b+1} P(X_1, \dots, X_{b+1})$ . Those operations on tensors are respectively performed by a max or a min on the corresponding index. The set of reduced predicates obtained from  $\bar{\mathcal{P}}_{b+1}^l$  is denoted  $\check{\mathcal{P}}_{b+1}^l$ . By convention,  $\check{\mathcal{P}}_{b+1}^l = \emptyset$  if  $b = B$ .

Let  $\mathbb{S}_B$  be the set of all permutations of  $B$ . For a given  $b$ -arity predicate and a given permutation  $\sigma \in \mathbb{S}_b$ ,  $P_\sigma(X_1, \dots, X_b) := P(X_{\sigma(1)}, \dots, X_{\sigma(b)})$ . Permuting arguments allow to build more expressive formulas.

Typically, a logic module has half conjunctive predicates and half disjunctive ones. For any predicate, we write its corresponding tensor in bold. A conjunctive predicate  $P_b^l(X_1, \dots, X_b)$  is computed with a fuzzy *and* (for  $n_A = 2$ , which easily extends to  $n_A > 2$ ):

$$P_b^l = \left( \sum_{P \in \mathcal{P}^{l-1}} w_P P \right) \odot \left( \sum_{P' \in \mathcal{P}^{l-1}} w_{P'} P' \right) \quad (6)$$

where  $\odot$  is the component-wise multiplication and  $\mathcal{P}^{l-1} = \{\mathbb{T}, \mathbb{F}\} \cup \{P_\sigma \mid P \in \mathcal{P}_b^{l-1} \cup \hat{\mathcal{P}}_{b-1}^{l-1} \cup \check{\mathcal{P}}_{b+1}^{l-1}, \sigma \in \mathbb{S}_b\}$ . The weights  $w_P$ ’s (or  $w_{P'}$ ) are learned as a softmax of parameters  $\theta_P$  (with temperature  $\tau$  as a hyperparameter):

$$w_P = \frac{\exp(\theta_P/\tau)}{\sum_{P' \in \mathcal{P}^{l-1}} \exp(\theta_{P'}/\tau)}. \quad (7)$$

Similarly, a disjunctive predicate is defined with a fuzzy *or*:

$$P_b^l = Q + Q' - Q \odot Q' \quad (8)$$

where  $Q = \sum_{P \in \mathcal{P}^{l-1}} w_P P$  and  $Q' = \sum_{P' \in \mathcal{P}^{l-1}} w_{P'} P'$ .

The number of parameters in one module grows as  $\mathcal{O}(pn_A n_O)$  where  $p$  is the number of input predicates of the module,  $n_A$  is the number of atoms used in a predicate,  $n_O$  is the number of output predicates of the module. In comparison, to obtain the same expressivity,  $\partial$ ILP (and thus NLRL) would need  $\mathcal{O}(p! \times n_O)$  because the weights are defined for all permutations over  $p$ . In contrast, dNL-ILP and NLM would be better with only  $\mathcal{O}(pn_O)$ . However, the modules of dNL-ILP and NLM are not really comparable to those of our model or  $\partial$ ILP. Indeed, the NLM modules are not interpretable, and the dNL-ILP architecture amounts to learning a CNF formula, where a module corresponds to a component of that formula. While expressive, the space of logic program induced in dNL-ILP is much less constrained than in our architecture, making it much harder to train, as shown in our experiments (see Table 1).

#### 4.2. Training

DLM defines a continuous relaxation over first-order logic programs. Its expressivity can not only be controlled by setting hyperparameters  $L$  (maximum number of layers),  $B$  (maximum arity),  $n_A$  (number of body atoms to define a clause), and  $n_O$  (number of outputs in logic module), but also by restricting the inputs of logic modules (e.g., no negation or no existential or universal quantifiers). A priori knowledge can be injected in this architecture by choosing different values for  $B$  at each layer, different values for  $n_O$  in each module, or removing some inputs of logic modules. Note that DLM is independent of the number of objects: it can be trained on a small number of objects and generalize to a larger number.

For supervised learning tasks, with positive and negative examples, the loss is simply a binary cross-entropy loss. As reported in previous neural-logic works, this loss function generally admits many local optima. Besides, there may be global optima that reside in the interior of the continuous relaxation (i.e., not interpretable). Therefore, if we train our model with a standard supervised (or RL training) technique, there is no reason that an interpretable solution would be obtained, if we manage to completely solve the task at all.

In order to help training and guide the model towards an interpretable solution, we propose to use three tricks: (1) inject some noise in the softmax defined in (7), (2) decrease temperature  $\tau$  during training, and (3) use dropout. For the noise, we use a Gumbel distribution. Thus, the softmax in (7) is replaced by a Gumbel-softmax (Jang et al., 2017):

$$w_P = \frac{\exp((G_P + \theta_P)/\tau)}{\sum_{P' \in \mathcal{P}^{l-1}} \exp((G_{P'} + \theta_{P'})/\tau)} \quad (9)$$



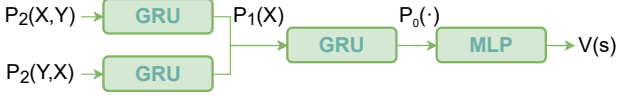


Figure 2: Architecture of our critic with  $B = 2$ . Additional observable predicates with lower arity can be introduced in the deeper layers by concatenation. The architecture generalizes to higher depth by introducing more initial GRUs, for instance, 3 GRUs for depth 3, etc. The number of parameters of the critic is independent of the number of objects and only depends on the number of predicates.

where  $G_P$  (and  $G_{P'}$ ) are i.i.d. samples from a Gumbel distribution  $\text{Gumbel}(0, \beta)$ . The injection of noise during training corresponds to a stochastic smoothing technique: optimizing by injecting noises with gradient descent amounts to performing stochastic gradient descent of a smoothed loss function. This helps avoid early convergence to a local optimum and find a global optimum. The decreasing temperature favors the convergence towards interpretable solutions. To further help learn an interpretable solution, we additionally use dropout during our training procedure. The scale  $\beta$  of the Gumbel distribution and the dropout probability is also decreased with the temperature during learning.

#### 4.3. Actor-Critic

For RL tasks, the objective function is defined from the sparse reward obtained when a task is solved. Here, the goal is to learn a policy that maximizes the expected cumulative rewards. To the best of our knowledge, all previous neural-logic works<sup>2</sup> rely on REINFORCE (Williams, 1992) instead of an actor-critic (AC) algorithm, which can be generally much more sample-efficient. One reason may be the difficulty of designing a neural network architecture for the critic that can directly receive as inputs the initial predicates.

To solve this issue, we propose a recurrent neural network architecture for the critic that can directly take as inputs the initial predicates. The critic estimates the value of a current state described by the initial predicates, which are represented by a tensor. An  $r$ -ary predicate can be represented as a tensor of dimension  $r$  with shape  $[m, \dots, m]$ . The set of  $r$ -ary predicates can be represented as a tensor  $P_r$  of dimension  $r + 1$  with shape  $[m, \dots, m, |\mathcal{P}_r^0|]$ . The architecture is depicted in Figure 2. For arity  $r$ ,  $r$  recurrent heads, implemented as a Gated Recurrent Unit (GRU) (Cho et al., 2014), read the  $r$ -ary predicates, the  $i$ -th head reading the  $i$ -th slice of tensor  $P_r$ , yielding an output  $P_r^i$  of shape  $[m, |\mathcal{P}_r^0|]$ . Intuitively, the  $i$ -th head computes for each ob-

ject  $o$  and each predicate  $P$  a summary of the objects that  $o$  is in relation with according to  $P$  when  $o$  is in the  $i$ -th position of  $P$ . Outputs  $P_r^i$ 's are then combined with another GRU to provide an output for arity  $r$ . All those outputs are then given as inputs to a single-layer perceptron that estimates value of the current state. Note that this critic, like DLM, is independent of the number of objects.

For the actor, the output should ideally correspond to a predicate that evaluates to true for only one action and false for all other actions, which corresponds to a deterministic policy. For instance, in a blocks world domain, the target predicate would be  $move(X, Y)$  and would be true for only one pair of objects, corresponding to the optimal action, and false for all other pairs. While not impossible to achieve (at least for certain small tasks), an optimal deterministic policy may involve an unnecessarily complex logic program. Indeed, for instance, for the blocks world domain, in many states, there are several equivalent actions, which the deterministic policy would have to order.

Thus, as done in previous works, we separate the reasoning part and the decision-making part. The reasoning part follows the architecture presented in Figure 1, which provides a tensor representing the target predicate corresponding to the actions. A component of this tensor can be interpreted as whether the respective action is good or not. The decision part takes as input this tensor and outputs a probability distribution over the actions.

In previous works, the softmax distribution has been considered in NLM and dNL-ILP. However, as noticed by the authors of NLRL, this distribution does not favor the emergence of interpretable policies: the reasoning part has no incentive to use values near 0 or 1. For instance, with a low temperature in the softmax, all the values in the reasoning part can be very close. Instead, Jiang & Luo (2019) proposed to normalize the reasoning part by its sum to obtain the distribution over actions. In our experiments, we have used both distributions depending on the environment.

#### 4.4. Logic Program Extraction

During evaluation and deployment, both the time and space complexity will increase quickly ( $\mathcal{O}(m^B)$ ) as the number of objects increases. To speed up inference and have an interpretable model, we post-process the trained model to extract the logical formula instead of using it directly. This can be done recursively from the output of the model. For each used module, we replace the Gumbel-softmax (9) by an argmax to choose the predicates deterministically. The fuzzy operations can then be replaced by their corresponding Boolean ones. The extracted interpretable model can then operate on Boolean tensors, which further saves space and computation time.

<sup>2</sup>Although not discussed in Jiang & Luo (2019)'s paper, we found in their source code an attempt to apply an AC scheme, but they do so by converting states into images, which may not only be unsuitable for some problems, but may also lose information during the conversion and prevent good generalization.

Table 1: Success rates (%) of dNL-ILP,  $\partial$ ILP, NLM, and DLM on the family tree and graph reasoning tasks.

Family Tree	dNL-ILP		$\partial$ ILP		NLM		DLM (Ours)	
	$m = 20$	$m = 100$	$m = 20$	$m = 100$	$m = 20$	$m = 100$	$m = 20$	$m = 100$
HasFather	100	100	100	100	100	100	100	100
HasSister	100	100	100	100	100	100	100	100
IsGrandparent	100	100	100	100	100	100	100	100
IsUncle	97.32	96.77	100	100	100	100	100	100
IsMGUncle	99.09	N/A	100	100	100	100	100	100
Graph	$m = 10$		$m = 50$		$m = 10$		$m = 50$	
	$m = 10$	$m = 50$	$m = 10$	$m = 50$	$m = 10$	$m = 50$	$m = 10$	$m = 50$
AdjacentToRed	100	100	100	100	100	100	100	100
4-Connectivity	91.36	85.30	100	100	100	100	100	100
6-Connectivity	92.80	N/A	100	100	100	100	100	100
1-OutDegree	82.00	78.44	100	100	100	100	100	100
2-OutDegree	83.39	8.24	N/A	N/A	100	100	100	100

## 5. Experimental Results

In this section, we experimentally compare our architecture with previous state-of-the-art methods on ILP and RL tasks. For ILP, we evaluate  $\partial$ ILP (Evans & Grefenstette, 2018), NLM (Dong et al., 2019), dNL-ILP (Payani & Fekri, 2019a), and our architecture DLM on the family tree and graph reasoning tasks used in NLM. We did not include the approaches in multi-hop reasoning (Yang et al., 2017; Yang & Song, 2020) because although they can scale well, the rules they can learn are much less expressive, which prevent them to solve any complex ILP tasks in an interpretable way. Other differential architectures such as MEM-NN (Sukhbaatar et al., 2015) or DNC (Graves et al., 2016) are also left out, since they have been shown to be inferior on ILP tasks compared to NLM and they furthermore do not provide any interpretable solutions. For RL, we compare DLM with the best baselines as measured on the ILP tasks, namely NLM and NLRL (Jiang & Luo, 2019), which is an extension of  $\partial$ ILP to RL, on several variants of blocks world tasks from NLRL and NLM, in addition to two other tasks *Sorting* and *Path* from NLM. More details about the ILP and RL tasks are given below and in Appendix A. The specifications of the computers used for training are provided in Appendix B.1.

The first two series of experiments demonstrate how well our method performs on ILP and RL tasks in terms of success rates, in terms of computational times and memory usage during training and testing compared to the other baselines. The last series of experiments is an ablation study that justifies the different components (i.e., critic, Gumbel-softmax, dropout, policy distribution) of our method.

### 5.1. ILP Tasks

Since the authors of  $\partial$ ILP did not release their source code, we use the same implementation of  $\partial$ ILP as in NLRL. For

NLM and dNL-ILP, we use the source codes shared by their authors.

**Task Performance** For the ILP tasks, we report in Table 1 the success rates of the different methods on two domains: family tree and graph. In the family tree domain, different tasks are considered corresponding to different target predicates to be learned from an input graph where nodes representing individuals are connected with relations:  $IsMother(X, Y)$ ,  $IsFather(X, Y)$ ,  $IsSon(X, Y)$ , and  $IsDaughter(X, Y)$ . The target predicates are  $HasFather$ ,  $HasSister$ ,  $IsGrandParent$ ,  $IsUncle$ , and  $IsMGUncle$  (i.e., maternal great uncle). In the graph domain, the different target predicates to be learned from an input graph are *AdjacentToRed*, *4-Connectivity*, *6-Connectivity*, *1-OutDegree*, *2-OutDegree* (See Appendix A.1 for definitions).

The success rates are computed as the average over 250 random instances (i.e., family tree or graph) of the best model over 10 models trained over different seeds. We report in Appendix C the percentage of seeds that succeeded in our experiments. Depending on tasks, our approach succeeds at least 2/3 of seeds.

In Table 1, we report the performance results of  $\partial$ ILP and NLM as given by Dong et al. (2019). For dNL-ILP, Payani & Fekri (2019a) did not evaluate their method in any standard ILP tasks. Using their source code, we did our best to find the best set of hyperparameters (see Appendix B.3) for each ILP task. N/A means that the method ran out of memory. For dNL-ILP, the memory issue comes from that, both learning auxiliary predicates and increasing the number of variables of predicates will increase memory consumption sharply with growing number of nodes. (see details in Appendix B.3.1).

The experimental results demonstrate that previous interpretable methods dNL-ILP and  $\partial$ ILP do not scale to difficult

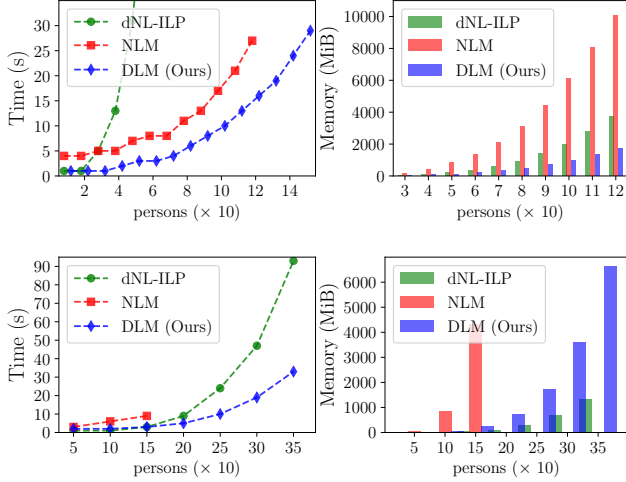


Figure 3: Comparison during test in grandparent (top) and 2-outdegree (bottom): (left) Computational time; (right) Memory usage. On 2-outdegree NLM is rapidly out of memory.

ILP tasks and to larger number of objects. However, our method can solve all the ILP tasks like NLM, while our method can in addition provide an interpretable rule in contrast to NLM.

**Computational Performance** We compare now the different algorithms with respect to computational times and memory usage during training (see Table 8 in Appendix) and testing (see Figure 3).

## 5.2. RL Tasks

We evaluate NLRL, NLM and our method DLM on 6 RL domains: On the first three, *Stack*, *Unstack*, and *On* (Jiang & Luo, 2019), the agent is trained to learn the binary predicate *move*( $X, Y$ ) which moves block  $X$  on block (or floor)  $Y$ . The observable predicates are: *isFloor*( $X$ ), *top*( $X$ ), and *on*( $X, Y$ ) with an additional predicate *onGoal*( $X, Y$ ) for the *On* task only. In *Stack*, the agent needs to stack all the blocks whatever their order. In *Unstack*, the agent needs to put all the blocks on the floor. In *On*, the agent needs to reach the goal specified by *onGoal*. The last three domains are *Sorting*, *Path* and *Blocksworld* (Dong et al., 2019). In *Sorting*, the agent must learn *swap*( $X, Y$ ) where  $X$  and  $Y$  are two elements of a list to sort. The binary observable predicates are *smallerIndex*, *sameIndex*, *greaterIndex*, *smallerValue*, *sameValue* and *greaterValue*. In *Path*, the agent is given a graph as a binary predicate with a source node and a target node as two unary predicates. It must learn the shortest path with an unary predicate *goTo*( $X$ ) where  $X$  is the destination node. In *Blocksworld*, it also learns *move*( $X, Y$ ). This environment is the most complex one, it features a target world and a source

Table 2: Success rates (%) of NLRL, NLM, and DLM on RL tasks.

		NLRL	NLM	nIDL	DLM
Unstack	swap top 2	100	100	100	100
	2 columns	100	100	100	100
	5 blocks	100	100	100	100
	6 blocks	100	100	100	100
	7 blocks	100	100	100	100
Stack	swap right 2	100	100	100	100
	2 columns	100	100	100	100
	5 blocks	100	100	100	100
	6 blocks	100	100	100	100
	7 blocks	100	100	100	100
On	swap top 2	100	100	100	100
	swap middle 2	100	100	100	100
	5 blocks	100	100	100	100
	6 blocks	100	100	100	100
	7 blocks	100	100	100	100
Sorting	$m = 10$	97	100	100	100
	$M = 50$	N/A	100	100	100
Path	$m = 10$	N/A	100	100	81
	$M = 50$		100	100	16
Blocks world	$m = 10$	N/A	100	100	—
	$M = 50$		100	100	—

world with numbered blocks, which makes the number of constants to be  $2(m + 1)$  where  $m$  is the number of blocks and 1 corresponds to the floor. The agent is rewarded if both worlds match exactly. The binary observable predicates are *sameWorldID*, *smallerWorldID*, *largerWorldID*, *sameID*, *smallerID*, *largerID*, *left*, *sameX*, *right*, *below*, *sameY*, and *above*.

All those domains are sparse reward RL problems. Since the first three domains are relatively simple, they can be trained and evaluated on fixed instances with a fixed number of blocks. In contrast, for the last three domains, the training and testing instances are generated randomly. Those last three domains, which are much harder than the first three, also require training with curriculum learning, which was also used by Dong et al. (2019). The difficulty of a lesson is defined by the number of objects. The maximum difficulty is set to  $m = 12$ . Further details about the training with curriculum learning are provided in Appendix B.2. After training, we evaluate the learned model on instances of size  $m = 10$ , but also  $M = 50$  to assess its generalizability.

Table 2 provides the success rates of all the algorithms on different RL tasks. For our architecture, we provide the results whether we learn an interpretable policy (DLM) or not (nIDL). Each subrow of an RL task corresponds to some instance(s) on which a trained model is evaluated.

The experimental results show that NLRL does not scale to harder RL tasks, as expected. Interestingly, we can also observe that NLM does not always generalize well when

trained only on one instance, while our method does not have this issue. Thus, our architecture is always superior to NLRL and better than NLM on problems with few instances. On *Sorting* where we can learn a fully-interpretable policy, DLM is much better than NLM in terms of computational time and memory usage during testing.

For the harder RL tasks (*Path*, *Blocksworld*), our method can reach similar performances with a non-interpretable policy, i.e., if we do not enforce the convergence to an interpretable policy. However, obtaining an interpretable policy with curriculum learning (CL) reveals to be difficult: there is a contradiction between learning to solve a lesson and converging to a final interpretable policy that generalizes. Indeed, on the one hand, we can learn an interpretable policy for a lesson with a small number of objects, however that policy will probably not generalize and keep training that interpretable policy on the next lesson is hard since the softmaxes are nearly argmaxes. On the other hand, we can learn to solve all the lessons with a non-interpretable policy, but that final policy is hard to turn into an interpretable one, because of the many local optima in the loss landscape. This training difficulty explains the lower success rates for DLM on *Path* and this is why we did not manage to learn an interpretable policy for *Blocksworld*. We leave for future work the investigation of alternative RL training methods that scale better than CL for such sparse-reward RL problems.

### 5.3. Examples of Interpretable Rules and Policies

As an illustration for ILP, we provide the logic program learned by our method on the task *IsGrandParent*. For better legibility, we give more meaningful names to the learned rules and simplified it by removing redundant parts:

$$\begin{aligned} IsChild(a, b) &\leftarrow IsSon(a, b) \vee IsDaughter(a, b) \\ IsGPC(a, b, c) &\leftarrow IsChild(c, a) \wedge IsChild(b, c) \\ IsGrandParent(a, b)(a, b) &\leftarrow \exists C, IsGPC(a, b, C) \end{aligned}$$

We observe that the target predicate has been perfectly learned. The logic program extracted from the trained DLM has redundant parts (e.g.,  $P \wedge P$ ), because we used a relatively large architecture to ensure sufficient expressivity. Redundancy could be reduced by using a smaller architecture, or the redundant parts could be removed by preprocessing the extracted logic program, as we did. We provide the non-simplified logic program in Appendix C.1.

As an illustration for RL, we provide the simplified logic program learned by our method on the task *On*, which corresponds to the output of the reasoning part:  $move(a, b) \leftarrow (onGoal(a, b) \vee isFloor(b)) \wedge \neg on(a, b) \wedge top(a)$ . Using this program, the decision-making part (stochastically) moves blocks to the floor and moves the good block on its goal position when it can. The complete logic program is provided in Appendix C.1.

Being able to find solutions in a large architecture is a de-

Table 3: Average ratio of successful seeds on all the tasks of graphs and family trees leading to a 100% success rate during testing with interpretable rules. Score computed with 5 seeds for each task.

	Successful seeds (%)
Softmax without noise	58
Constant $\beta$ and dropout prob.	68
DLM - Dropout	70
Gaussian noise	80
DLM	95

sirable feature when the designer does not know the solution before hand. Besides, note that we directly output an interpretable logic program. In contrast, with previous interpretable models, logic rules with high weights are extracted to be inspected. However, those rules may not generalize because weights are usually not concentrated on one element.

### 5.4. Ablation study

In the following part, we report the performance of our model by removing some of its features. We tried to train our model by using only softmax without injecting noise, without decreasing the noise over time, without having a dropout noise and finally by replacing the Gumbel distribution with a Gaussian one. In those experiments, during evaluation, we are still using an argmax to retrieve the interpretable rules. Table 3 shows that all our choices help our model to reach interpretable rules.

We also performed an ablation study on the effects of using a critic both in NLM and in DLM. In both architectures, using a critic improved learning speed, which demonstrates the quality of our critic. We also evaluated different critic architectures, the GRU-based critic was found to perform the best. For space reasons, we provide further details with plots in Appendix C.3.

## 6. Conclusion

We proposed a novel neural-logic architecture that is capable of learning an interpretable logic program. It obtains state-of-the-art results for inductive logic programming tasks, while retaining interpretability and scaling much better. For reinforcement learning tasks, it is superior to previous interpretable models. Compared to non-interpretable models, it can achieve comparable results up to some complexity level, but it generalizes better on problems with few instances, and more importantly, it scales much better in terms of computational times and memory usage during testing.

Learning a fully-interpretable policy in RL for more complex tasks is a hard problem. Solving it calls for alternative training methods that deal with sparse rewards (e.g.,



Hindsight Experience Replay (Andrychowicz et al., 2017)), which we plan to explore next in our future work.

## References

- Andrychowicz, M., Wolski, F., Ray, A., Schneider, J., Fong, R., Welinder, P., McGrew, B., Tobin, J., Abbeel, P., and Zaremba, W. Hindsight experience replay. In *NeurIPS*, pp. 5049–5059, 2017.
- Barredo Arrieta, A., Díaz-Rodríguez, N., Ser, J. D., Ben- netot, A., Tabik, S., Barbado, A., Garcia, S., Gil-Lopez, S., Molina, D., Benjamins, R., and et al. Explainable artificial intelligence (XAI): Concepts, taxonomies, opportunities and challenges toward responsible ai. *Information Fusion*, 58:82–115, 2020.
- Bellman, R. A Markovian decision process. *Journal of mathematics and mechanics*, pp. 679–684, 1957.
- Cho, K., van Merriënboer, B., Gulcehre, C., Bahdanau, D., Bougares, F., Schwenk, H., and Bengio, Y. Learning phrase representations using rnn encoder-decoder for statistical machine translation. In *EMNLP*, 2014.
- Cropper, A., Dumančić, S., and Muggleton, S. H. Turning 30: New ideas in inductive logic programming. In *IJCAI*, pp. 4833–4839, 2020.
- Dong, H., Mao, J., Lin, T., Wang, C., Li, L., and Zhou, D. Neural logic machines. In *ICLR*, 2019.
- Evans, R. and Grefenstette, E. Learning explanatory rules from noisy data. *Journal of AI Research*, 2018.
- Graves, A., Wayne, G., Reynolds, M., Harley, T., Danihelka, I., Grabska-Barwińska, A., Colmenarejo, S., Grefenstette, E., Ramalho, T., Agapiou, J., and et al. Hybrid computing using a neural network with dynamic external memory. *Nature*, 538(7626):471–476, 2016.
- Jang, E., Gu, S., and Poole, B. Categorical reparameterization with gumbel-softmax. In *ICLR*, 2017.
- Jiang, Z. and Luo, S. Neural logic reinforcement learning. In *ICML*, 2019.
- Lake, B. M., Ullman, T. D., Tenenbaum, J. B., and Gershman, S. J. Building machines that learn and think like people. *Behavioral and Brain Sciences*, 40, 2017.
- Lyu, D., Yang, F., Liu, B., and Gustafson, S. SDRL: Interpretable and data-efficient deep reinforcement learning leveraging symbolic planning. In *AAAI*, pp. 2970–2977, 2019.
- Manhaeve, R., Dumančić, S., Kimmig, A., Demeester, T., and De Raedt, L. Deepproblog: Neural probabilistic logic programming. In *NeurIPS*, 2018.
- Marcus, G. Deep learning: A critical appraisal. 2018. arXiv: 1801.00631.
- Payani, A. and Fekri, F. Inductive logic programming via differentiable deep neural logic networks. *arXiv:1906.03523*, 2019a.
- Payani, A. and Fekri, F. Learning algorithms via neural logic networks. *arXiv:1904.01554*, 2019b.
- Payani, A. and Fekri, F. Incorporating relational background knowledge into reinforcement learning via differentiable inductive logic programming. *arXiv:2003.10386*, 2020.
- Raedt, L. d., Dumančić, S., Manhaeve, R., and Marra, G. From statistical relational to neuro-symbolic artificial intelligence. In *IJCAI*, pp. 4943–4950, 2020.
- Schulman, J., Levine, S., Abbeel, P., Jordan, M., and Moritz, P. Trust region policy optimization. In *ICML*, 2015.
- Schulman, J., Wolski, F., Dhariwal, P., Radford, A., and Klimov, O. Proximal policy optimization algorithms. *CoRR*, abs/1707.06347, 2017.
- Sukhbaatar, S., Szlam, A., Weston, J., and Fergus, R. End-to-end memory networks. In *NeurIPS*, 2015.
- Sutton, R. S. and Barto, A. G. *Reinforcement learning: An introduction*. MIT press, 2018.
- Williams, R. J. Simple statistical gradient-following algorithms for connectionist reinforcement learning. *Machine Learning*, 8(3):229–256, 1992.
- Yang, F., Yang, Z., and Cohen, W. W. Differentiable learning of logical rules for knowledge base reasoning. In *NeurIPS*, 2017.
- Yang, Y. and Song, L. Learn to explain efficiently via neural logic inductive learning. In *ICLR*, 2020.
- Yi, K., Wu, J., Gan, C., Torralba, A., Kohli, P., and Tenenbaum, J. B. Neural-symbolic VQA: Disentangling reasoning from vision and language understanding. In *NeurIPS*, 2018.

## A. Tasks Description

### A.1. ILP

#### A.1.1. FAMILY TREE

For family tree tasks, they have the same background predicates:  $IsFather(X, Y)$ ,  $IsMother(X, Y)$ ,  $IsSon(X, Y)$  and  $IsDaughter(X, Y)$ .  $IsFather(X, Y)$  is *True* when  $Y$  is  $X$ 's father. The other three predicates have the similar meaning.

- **HasFather:**  $HasFather(X)$  is *True* when  $X$  has father. It can be expressed by:

$$HasFather(X) \leftarrow \exists Y, IsFather(X, Y)$$

- **HasSister:**  $HasSister(X)$  is *True* when  $X$  has at least one sister. It can be expressed by:

$$\begin{aligned} HasSister(X) &\leftarrow \exists Y, IsSister(X, Y) \\ IsSister(X, Y) &\leftarrow \exists Z, (IsDaughter(Z, Y) \wedge IsMother(X, Z)) \end{aligned}$$

- **IsGrandparent:**  $IsGrandparent(X, Y)$  is *True* when  $Y$  is  $X$ 's grandparent. It can be expressed by:

$$IsGrandparent(X, Y) \leftarrow \exists Z, ((IsSon(Y, Z) \wedge IsFather(X, Z)) \vee (IsDaughter(Y, Z) \wedge IsMother(X, Z)))$$

- **IsUncle:**  $IsUncle(X, Y)$  is *True* when  $Y$  is  $X$ 's uncle. It can be expressed by:

$$\begin{aligned} IsUncle(X, Y) &\leftarrow \exists Z, ((IsMother(X, Z) \wedge IsBrother(Z, Y)) \vee (IsFather(X, Z) \wedge IsBrother(Z, Y))) \\ IsBrother(X, Y) &\leftarrow \exists Z, ((IsSon(Z, Y) \wedge IsSon(Z, X)) \vee (IsSon(Z, Y) \wedge IsDaughter(Z, X))) \end{aligned}$$

- **IsMGUncle:**  $IsMGUncle(X, Y)$  is *True* when  $Y$  is  $X$ 's maternal great uncle. It can be expressed by:

$$IsMGUncle(X, Y) \leftarrow \exists Z, (IsMother(X, Z) \wedge IsUncle(Z, Y))$$

#### A.1.2. GRAPH

For graph tasks,  $HasEdge$  task have the same background predicates:  $HasEdge(X, Y)$ .  $HasEdge(X, Y)$  is *True* when there is an undirected edge between node  $X$  and node  $Y$ .

- **AdjacentToRed:**  $AdjacentToRed(X)$  is *True* if node  $X$  has an edge with a red node. In this task, it also use  $Colors(X, Y)$  as another background predicate besides  $HasEdge(X, Y)$ .  $Color(X, Y)$  is *True* when the color of node  $X$  is  $Y$ . It can be expressed by:

$$AdjacentToRed(X) \leftarrow \exists Y, (HasEdge(X, Y) \wedge Color(Y, red))$$

- **4-Connectivity:**  $4 - Connectivity(X, Y)$  is *True* if there exists a path between node  $X$  and node  $Y$  within 4 edges. It can be expressed by:

$$\begin{aligned} 4 - Connectivity(X, Y) &\leftarrow \exists Z, (HasEdge(X, Y) \vee Distance2(X, Y) \vee (Distance2(X, Z) \wedge HasEdge(Z, Y)) \vee (Distance2(X, Z) \wedge Distance2(Z, Y))) \\ Distance2(X, Y) &\leftarrow \exists Z, (HasEdge(X, Z) \wedge HasEdge(Z, Y)) \end{aligned}$$

- **6-Connectivity:**  $6 - Connectivity(X, Y)$  is *True* if there exists a path between node  $X$  and node  $Y$  within 6 edges. It can be expressed by:

$$\begin{aligned} 6 - Connectivity(X, Y) &\leftarrow \exists Z, (HasEdge(X, Y) \vee Distance2(X, Y) \vee Distance3(X, Y) \vee (Distance2(X, Z) \wedge Distance2(Z, Y)) \vee (Distance3(X, Z) \wedge Distance2(Z, Y)) \vee (Distance3(X, Z) \wedge Distance3(Z, Y))) \\ Distance2(X, Y) &\leftarrow \exists Z, (HasEdge(X, Z) \wedge HasEdge(Z, Y)) \\ Distance3(X, Y) &\leftarrow \exists Z, (HasEdge(X, Z) \wedge Distance2(Z, Y)) \end{aligned}$$

- 1-Outdegree:  $1 - \text{Outdegree}(X)$  is *True* if there the outdegree of node  $X$  is exactly 1. It can be expressed by:

$$1 - \text{Outdegree}(X) \leftarrow \exists Y, \forall Z, (\text{HasEdge}(X, Y) \wedge \neg \text{HasEdge}(X, Z))$$

- 2-Outdegree:  $2 - \text{Outdegree}(X)$  is *True* if there the outdegree of node  $X$  is exactly 2. It can be expressed by:

$$2 - \text{Outdegree}(X) \leftarrow \exists Y, \forall Z, K(\text{HasEdge}(X, Y) \wedge \neg \text{HasEdge}(X, Z) \wedge \neg \text{HasEdge}(X, K))$$

## A.2. RL

## B. Experimental Set-Up

### B.1. Computer Specifications

The experiments are ran by one thread on the computer with specifications shown in Table 4.

Table 4: Computer specification.

Attribute	Specification
CPU	$2 \times$ Intel(R) Xeon(R) CPU E5-2678 v3
Threads	48
Memory	64GB ( $4 \times 16$ GB 2666)
GPU	$4 \times$ GeForce GTX 1080 Ti

### B.2. Curriculum Learning

Every 10 epochs, we test the performance of the agent over 100 instances. If he reaches 100% then it can move to the next lesson. Our agents are trained only on one lesson at a time.

### B.3. Hyperparameters

#### B.3.1. HYPERPARAMETERS FOR DNL-ILP

For dNL-ILP, we train each task with at most 80,000 iterations. Moreover, at each iteration, we use a new family tree or graph as training data, which is randomly generated from the same data generator in NLM and DLM, as backgrounds for training the model.

In dNL-ILP, a rule is defined as a disjunction of *terms*. *Arguments* are atoms shown in target predicate. *Variables* are atoms shown in rules except arguments. Take *IsGrandparent* task as an example:

$$\text{IsGrandparent}(X, Y) \leftarrow \exists Z, ((\text{IsSon}(Y, Z) \wedge \text{IsFather}(X, Z)) \vee (\text{IsDaughter}(Y, Z) \wedge \text{IsMother}(X, Z))) \quad (10)$$

Here are 2 terms, 2 arguments and 1 variable in rule(10).

For task *HasFather*, *IsGrandparent* and *AdjacentToRed*, dNL-ILP can achieve 100% accuracy without learning any auxiliary predicates. For other ILP tasks, it has to learn at least one auxiliary predicate to induct the target. In practice, the performance decrease with increasing number of auxiliary predicates or variables, therefore here we only use at most one auxiliary predicate and at most three variables. Table 5 shows hyperparameters for defining rules in dNL-ILP that achieve the best performance.

Table 5: Hyperparameters for defining dNL-ILP rules. Inference step is the number of forward chain.  $N_{arg}$ ,  $N_{var}$  and  $N_{terms}$  means the number of arguments, variables and terms, respectively.  $F_{am}$  is the amalgamate function, refer to (Payani & Fekri, 2019a).

Task	Inference step	Auxiliary				Target			
		$N_{arg}$	$N_{var}$	$N_{terms}$	$F_{am}$	$N_{arg}$	$N_{var}$	$N_{terms}$	$F_{am}$
HasFather	1	—	—	—	—	1	1	2	or
HasSister	2	2	1	1	eq	1	1	1	max
IsGrandparent	1	—	—	—	—	2	1	4	eq
IsUncle	7	2	1	3	or	2	1	4	eq
IsMGUncle	7	2	1	1	or	2	2	2	or
AdjacentToRed	2	—	—	—	—	1	1	2	eq
4-Connectivity	7	2	1	1	or	2	1	5	eq
6-Connectivity	7	2	1	1	or	2	2	7	eq
1-Outdegree	3	—	—	—	—	1	2	2	eq
2-Outdegree	3	2	0	1	eq	1	3	2	eq

Other hyperparameters, such as hyperparameters for optimizer, remains the same with IsGrandparent task in Payani’s github code (<https://github.com/apayani/ILP>).

### B.3.2. HYPERPARAMETERS FOR DLM

We have used ADAM with learning rate of 0.005, 5 trajectories, with a clip of 0.2 in the PPO loss,  $\lambda = 0.9$  in GAE and a value function clipping of 0.2. We always used the NLRL distribution to get the DLM performance. To get the nIDLM on Path and Blockworld, we used a softmax with a temperature of 0.01.

Table 6: Architectures for DLM.

		Depth	Breadth	$n_O$	$n_A$	IO residual
Family Tree	HasFather	5	3	8	2	
	HasSister	5	3	8	2	
	IsGrandparent	5	3	8	2	
	IsUncle	5	3	8	2	
	IsMGUncle	9	3	8	2	
Graph	AdjacentToRed	5	3	8	2	
	4-Connectivity	5	3	8	2	
	6-Connectivity	9	3	8	2	
	1-OutDegree	5	3	8	2	
	2-OutDegree	7	4	8	2	
NLRL tasks	Unstack	4	2	8	2	
	Stack	4	2	8	2	
	On	4	2	8	2	
General Algorithm	Sorting	4	3	8	2	
	Path (nIDLM)	8	3	8	2	✓
	Path	6	3	16	4	
Blocksworld (nIDLM)		8	2	8	2	✓



## C. More details on Experiments

### C.1. Examples of Interpretable Rules or Policies

As illustration for ILP, we provide the logic program learned by our method on the task *IsGrandParent*. We used  $L = 5$  layers,  $B = 3$  breadth,  $n_A = 2$  atoms, and  $n_O = 8$  outputs per logic modules. For better legibility, we give more meaningful names to the learned rules and remove the expansions and reductions:

$$\begin{aligned}
 IsChild1(a, b) &\leftarrow IsSon(a, b) \vee IsDaughter(a, b) \\
 IsChild2(a, b) &\leftarrow IsSon(a, b) \vee IsDaughter(a, b) \\
 IsGCP(a, b, c) &\leftarrow IsChild2(a, c) \wedge IsChild2(c, b) \\
 IsGPC1(a, b, c) &\leftarrow IsChild1(c, a) \wedge IsChild(b, c) \\
 IsGPC2(a, b, c) &\leftarrow IsGPC1(a, b, c) \vee isGCP(b, a, c) \\
 IsGP(a, b) &\leftarrow \exists C, IsGPC2(a, b, C) \wedge \exists C, IsGPC2(a, b, C) \\
 IsGrandParent(a, b) &\leftarrow IsGP(a, b) \wedge IsGP(a, b)
 \end{aligned}$$

We observe that the target predicates has been learned but the logic program has redundant parts, which could have been avoided if we had used a smaller architecture. The redundant part could also be removed by preprocessing the extracted logic program. Being able to find solutions in a large architecture is a desirable feature when the designer does not know the solution before hand.

As illustration for RL, we provide the logic program learned by our method on the task *On*, which corresponds to the output of the reasoning part:

$$\begin{aligned}
 pred1(a, b) &\leftarrow onGoal(b, a) \vee isFloor(a) \\
 pred2(a, b) &\leftarrow \neg on(a, b) \wedge top(a) \\
 pred3(a, b) &\leftarrow pred1(b, a) \wedge pred2(a, b) \\
 pred4(a, b) &\leftarrow pred1(b, a) \wedge pred1(b, a) \\
 move(a, b) &\leftarrow pred3(a, b) \wedge pred4(a, b)
 \end{aligned}$$

Using this program, the decision-making part (stochastically) moves blocks to the floor and moves the good block on its goal position when it can.

Here are other examples on the family tree domain:

$$\begin{aligned}
 pred1(a) &\leftarrow \exists B, IsFather(a, B) \wedge \exists B, IsMother(a, B) \\
 pred2(a) &\leftarrow \exists B, IsFather(a, B) \vee \exists B, IsMother(a, B) \\
 pred3(a) &\leftarrow \exists B, IsMother(a, B) \vee \exists B, IsMother(a, B) \\
 pred4(a) &\leftarrow pred1(a) \vee pred2(a) \\
 pred5(a) &\leftarrow pred3(a) \vee pred3(a) \\
 pred6(a) &\leftarrow pred4(a) \wedge pred5(a) \\
 pred7(a) &\leftarrow pred6(a) \vee pred6(a) \\
 pred8(a) &\leftarrow pred6(a) \vee pred6(a) \\
 HasFather(a) &\leftarrow pred7(a) \wedge pred8(a)
 \end{aligned}$$

$$\begin{aligned}
 pred1(a, b) &\leftarrow IsDaughter(b, a) \wedge IsMother(a, b) \\
 pred2(a, b) &\leftarrow IsDaughter(b, a) \wedge IsFather(a, b) \\
 pred3(a, b) &\leftarrow IsDaughter(b, a) \vee IsMother(a, b) \\
 pred4(a, b) &\leftarrow \exists C, pred2(b, a, C) \wedge \exists C, pred1(b, a, C) \\
 pred5(a, b) &\leftarrow \exists C, pred3(b, a, C) \wedge \exists C, pred1(b, a, C) \\
 pred6(a) &\leftarrow \exists B, pred4(a, B) \wedge \exists B, pred5(a, B) \\
 pred7(a) &\leftarrow pred6(a) \vee pred6(a) \\
 HasSister(a) &\leftarrow pred7(a) \wedge pred7(a)
 \end{aligned}$$

$$\begin{aligned}
 pred1(a, b) &\leftarrow IsSon(b, a) \wedge IsSon(b, a) \\
 pred2(a, b) &\leftarrow IsDaughter(b, a) \vee IsSon(b, a) \\
 pred3(a, b) &\leftarrow \neg IsSon(b, a) \vee IsMother(b, a) \\
 pred4(a, b) &\leftarrow IsFather(a, b) \wedge IsFather(a, b) \\
 pred5(a, b, c) &\leftarrow \neg IsMother(a, b) \wedge IsMother(a, b) \\
 pred6(a, b) &\leftarrow \neg IsSon(b, a) \wedge IsDaughter(b, a) \\
 pred7(a) &\leftarrow \exists B, pred1(a, B) \vee \exists B, pred1(a, B) \\
 pred8(a, b) &\leftarrow \exists C, pred5(a, b, C) \vee \exists C, pred5(a, b, C) \\
 pred9(a, b) &\leftarrow \neg \exists C, pred6(b, a, C) \wedge \exists C, pred4(b, a, C) \\
 pred10(a, b, c) &\leftarrow \neg pred2(b, a) \vee pred3(a, b) \\
 pred11(a, b) &\leftarrow pred8(a, b) \wedge pred7(b, a) \\
 pred12(a, b, c) &\leftarrow \neg pred9(a, b) \vee pred10(b, c, a) \\
 pred13(a, b) &\leftarrow \neg pred11(a, b) \wedge \forall C, pred12(a, b, C) \\
 IsUncle(a, b) &\leftarrow pred13(a, b) \wedge pred13(a, b)
 \end{aligned}$$

## C.2. Percentage of successful seeds

Table 7: Percentage of seeds that reach 100% over 10 seeds.

		dNL-ILP	DLM
Family Tree	HasFather	100	100
	HasSister	40	100
	IsGrandparent	80	100
	IsUncle	/	100
	IsMGUncle	/	70
Graph	AdjacentToRed	100	90
	4-Connectivity	/	100
	6-Connectivity	/	90
	1-OutDegree	/	100
	2-OutDegree	/	100

## C.3. Ablation Study: Critic

Table 8: Computational cost of dNL-ILP,  $\partial$ ILP, NLM, and DLM on the family tree and graph reasoning tasks.

IsGrandparent	dNL-ILP		$\partial$ ILP		NLM		DLM (Ours)	
	T	M	T	M	T	M	T	M
Training	201	30			1357	70	1629	382
$m = 10$	1	27			4	24	1	2
$m = 20$	1	30			4	70	1	24
$m = 30$	5	42			5	188	1	24
$m = 40$	13	99			5	414	2	74
$m = 50$	31	198			7	820	3	124
$m = 60$	65	358			8	1341	3	226
$m = 70$	119	596			8	2089	4	344
$m = 80$	192	932			11	3123	6	500
$m = 90$	303	1390			13	4434	8	724
$m = 100$	464	1994			17	6093	10	1002
$m = 110$	656	2771			21	8079	13	1321
$m = 120$	915	3751			27	10056	16	1710
$m = 130$	1247	4964			N/A	N/A	19	2161

2-Outdegree	dNL-ILP		$\partial$ ILP		NLM		DLM (Ours)	
	T	M	T	M	T	M	T	M
Training	966	22	—	—	2522	844	3238	1372
$m = 5$	1	22	—	—	3	78	2	4
$m = 10$	1	22	—	—	6	844	2	40
$m = 15$	3	42	—	—	9	4342	3	254
$m = 20$	9	112	—	—	N/A	N/A	5	732
$m = 25$	24	314	—	—	N/A	N/A	10	1751
$m = 30$	47	682	—	—	N/A	N/A	19	3594
$m = 35$	93	1332	—	—	N/A	N/A	33	6666

<sup>1</sup> T: time (s), M: Memory (MB).

<sup>2</sup> DLM used depth 4, breadth 3 for IsGrandparent, and depth 6, breadth 4 for 2-Outdegree.

Table 9: Average sum of the rewards of NLRL, NLM, and DLM on RL tasks.

		NLRL	NLM	nIDLM	DLM
Unstack	test on 5 variations	0.914	0.920	0.920	0.920
Stack	test on 5 variations	0.877	0.920	0.920	0.920
On	test on 5 variations	0.885	0.896	0.896	0.896
Sorting	$m = 10$	0.866	0.939	0.933	0.934
	$M = 50$	N/A	0.556	0.367	0.369
Path	$m = 10$	N/A	0.970	0.970	0.778
	$M = 50$		0.970	0.970	0.121
Blocks world	$m = 10$	N/A	0.888	0.904	—
	$M = 50$		0.153	0.159	—

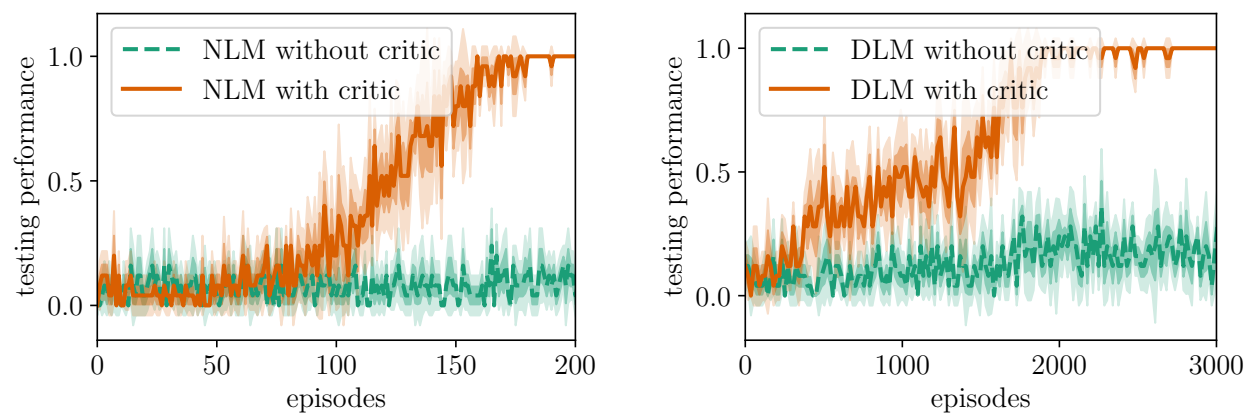


Figure 4: Learning performance with or without critics with NLM and DLM.