

Thermo-optically induced soliton molecules in β -phase Gallium Oxide

Alain M. Dikandé,^{1, a)} E. Chenui Aban,^{1, b)} and A. Sunda-Meya^{2, c)}

¹⁾Laboratory of Research on Advanced Materials and Nonlinear Science (LaRAMaNS), Department of Physics, Faculty of Science, University of Buea P.O. Box 63 Buea, Cameroon.

²⁾Nanoscale Engineering Lab (NanoEL), Department of Physics and Computer Science, Xavier University of Louisiana, 1 Drexel Drive, New Orleans, Louisiana 70125, USA.

(Dated: 1 March 2025)

β -Ga₂O₃ currently stands for the most attractive isomorph of gallium oxide polymorphs, in view of the increasing number of potential applications especially in optoelectronics and photonics for solar technology, as for instance in blind ultraviolet photodetectors solar cells (SBUV). For its use in these applications, but also in the prospect of predicting novel possible features, knowledge of its fundamental properties is paramount. Thus optical, thermal and electronic properties of β -Ga₂O₃ have been studied experimentally giving evidence of a wide-band, inorganic and transparent semiconductor with a Kerr nonlinearity. Thermo-optical properties of the material, probed in photo-thermal SBUV sensing experiments, reveal a sizable heat diffusion characterized by a temperature gradient along the path of optical beams, quadratic in beam position and promoting a refractive-index change with temperature. The experimentally observed Kerr nonlinearity together with the thermally induced birefringence, point unambiguously to a possible formation of soliton molecules during propagation of high-intensity fields in β -Ga₂O₃. To put this conjecture on a firm ground we propose a theoretical analysis, based on the cubic nonlinear Schrödinger equation in 1+1 spatial dimension, in which thermal lensing creates an effective potential quadratic in beam position coordinate. Using the non-isospectral inverse-scattering transform method, the exact one-soliton solution to the propagation equation is obtained. This solution features a bound state of entangled pulses forming a soliton molecule, in which pulses are more or less entangled depending on characteristic parameters of the system.

I. INTRODUCTION

Gallium oxide (Ga₂O₃) belongs to a family of emergent materials with exotic structural, electronic and thermal properties that attracted a great deal of attention over the past two decades^{1–9}. Due to their outstanding properties, these materials find widespread applications in modern telecommunication technology including optoelectronics, nanotechnology, photonic sensors and nonlinear ultrashort optical pulse processings^{2,3,5,6}. Ga₂O₃ is an inorganic solid that exists in five distinct water-insoluble crystalline forms which are α , β , δ , γ and ϵ ^{1,3,4}. Of these five polymorphs β -Ga₂O₃^{10,11} is the most stable crystalline form, with a melting point of 1900 °C. In β -Ga₂O₃, oxide ions are located in a distorted cubic closest packing arrangement, while Gallium ions occupy distorted tetrahedral and octahedral sites with Ga-O bond distances of 1.83Å and 2.0Å, respectively¹. This closest packing arrangement confers to β -Ga₂O₃ a crystal structure characteristic of inorganic close-packed solids with strongly anisotropic structures^{1,11,12}.

Optical properties of β -Ga₂O₃ have been characterized in several recent experiments^{3,13–18} and it is known that this material is a transparent semiconducting oxide. Experimental measurements of two-photon absorption coefficient and Kerr nonlinear coefficient, as well

as their polarization dependence along (010) and (201), have been carried out¹⁴ and the wavelength dependence of two-photon absorption coefficient as well as of the Kerr nonlinear refractive index were estimated¹⁴. Results suggest that β -Ga₂O₃ exhibits a two-photon absorption coefficient of 1.2 cm/GW along (010) and 0.6 cm/GW along (201), while the Kerr nonlinear refractive index is $n_K = 2.1 \times 10^{-15} \text{ cm}^2/\text{W}$ along (010) and $n_s = -2.9 \times 10^{-15} \text{ cm}^2/\text{W}$ along (201). Moreover β -Ga₂O₃ shows stronger in-plane nonlinear optical anisotropy on (201) plane than on (010) plane¹⁴, suggesting that β -Ga₂O₃ has the potential for ultra-low loss waveguides and ultra-stable resonators and integrated photonics, especially in UV and visible wavelength spectral range^{14,19,20}.

Another aspect of great interest in recent investigations of optical properties of β -Ga₂O₃, is their intricate connections with heat (i.e. thermal) transport in the material^{11,16,19,21}. In this respect it was found that due to the anisotropy, thermal conductivity in β -Ga₂O₃ is the highest along the (010) direction, and lowest along the (100) direction at all temperatures used in measurements¹². Thus the thermal conductivity measured by means of laser-flash methods gives 13 W/mK along the (100) direction, and 21 W/mK along the (010) direction¹². Photo-thermal effects induced by optical beams propagating along the direction of main thermal conductivity of the material, discussed in refs.¹⁶ both experimentally and theoretically, have established a linear dependence of the refractive index on temperature with

^{a)}Corresponding author: dikande.alain@ubuea.cm

^{b)}Electronic mail: abaneugene@gmail.com

^{c)}Electronic mail: asundame@xula.edu

the proposed relationship being¹⁶:

$$n(T, I) = n_2(I) + \beta \Delta T. \quad (1)$$

The quantity $n_2(I)$ in the right-hand side of eq. (1) is the Kerr nonlinear refractive index. In general, for transparent media with a Kerr-type optical nonlinearity, the refractive index is a linear function of the field power I i.e. $n_2(I) = n_K I$, where n_K is the Kerr nonlinearity coefficient the experimental value of which is known¹⁴. The second term in the right-hand side of eq. (1) is a change in the Kerr-law refractive index due to thermo-optical effects, a process also known as thermal-lensing effect²²⁻²⁴. In this term the quantity β is the thermo-optic coefficient, and ΔT is the temperature distribution along the path of an optical beam propagating in the material. Experimental values of the thermo-optic coefficient β for β -Ga₂O₃, were measured in ref.¹⁶. Here we pay attention to the context of heat deposited in the material at constant rate, by the propagating optical field. As pointed out in ref.¹⁹, in such physical context the spatial distribution of temperature in β -Ga₂O₃ can readily be represented by the second-order ordinary differential equation:

$$\frac{d^2 T}{dx^2} = -\frac{Q}{\kappa b}, \quad (2)$$

where Q is the homogeneous heat flux induced by beam absorption (here assumed constant), $\kappa = 27W/(mK)$ is the thermal conductivity of β -Ga₂O₃ crystal in the (010) direction (assumed to be the propagation axis x)¹², b is material thickness¹⁹ and x denotes a position along the beam. By integrating eq. (2) with semi-infinite boundary conditions i.e. $T(x=0) = T_0$ and $\frac{dT}{dx}|_{x=0} = \gamma$, where the real and constant coefficient γ denotes the rate of change of temperature along the beam propagation direction, we obtain:

$$\begin{aligned} \Delta T(x) &= T_0 - T(x) \\ &= -\frac{Q}{2\kappa b} x^2 + \gamma x. \end{aligned} \quad (3)$$

It is worth stressing that because the heat gradient is developed along the path of a polarized optical beam, if nonzero the quantity γ can take positive or negative values reflecting possible heat flow either in the direction or opposite to the transverse polarization of the optical beam.

Our objective in this work is to point out what the above thermo-optical features, translate concretely for optoelectronic applications of β -Ga₂O₃ in integrated nonlinear optics and nonlinear photonics^{14,25}. In this purpose we examine the propagation of an hypothetical high-intensity optical beam in β -Ga₂O₃ crystal, in the presence of thermal lensing. The mathematical model will be the standard nonlinear wave equation, derived from Maxwell's equations for an anisotropic optical medium²⁶ with a Kerr refractive index modified by thermo-optical processes.

II. PROPAGATION EQUATION AND EXACT ONE-SOLITON SOLUTION

Consider an electromagnetic field $\mathcal{E}(x, z, t)$ propagating in a thin β -Ga₂O₃ crystal, assume that its envelope varies relatively very slowly along z and the field propagates along x . In the paraxial regime we can pick $\mathcal{E}(x, z, t) = u(x, z)e^{-(kz-i\omega t)}$, where $u(x, z)$ is the slowly-varying envelope along z (i.e. $|\frac{\partial^2 u}{\partial z^2}| \ll k|\frac{\partial u}{\partial z}|$), $k = \omega n_0/c$ is the wave number and ω is the carrier frequency. In this paraxial approximation the envelope $u(x, z)$ is determined by the nonlinear Helmholtz equation in (1+1) dimensions:

$$\frac{\partial^2 u}{\partial x^2} + 2ik \frac{\partial u}{\partial z} + \frac{2k^2}{n_0} n(T, I) u = 0. \quad (4)$$

Replacing $\Delta T(x)$ given by (3) in the effective refractive index eq. (1), and substituting the later quantity in the (1+1) dimensional Helmholtz equation (4) with $I = |u|^2$, the (1+1)-dimensional Helmholtz equation becomes:

$$\frac{\partial^2 u}{\partial x^2} + 2ik \frac{\partial u}{\partial z} + 2g \left[|u|^2 - \tilde{V}(x) \right] u = 0, \quad (5)$$

where we defined $g = k^2 n_K/n_0$ and $\tilde{V}(x) = V(x)/2g$, with:

$$V(x) = -\frac{\mu}{2} x^2 + \mu_0 x, \quad (6)$$

$$\mu = \frac{\beta Q}{\kappa b}, \quad \mu_0 = \beta \gamma. \quad (7)$$

Eq. (5) is an inhomogeneous cubic nonlinear Schrödinger equation, where the inhomogeneity is related to the external potential $\tilde{V}(x)$ which in the present specific context depends on the spatial variable x . Unlike the homogeneous cubic nonlinear Schrödinger equation which is known to be exactly integrable^{27,28}, in general the cubic nonlinear Schrödinger equation with an external potential does not admit exact soliton solutions for any arbitrary form of $V(x)$. Notably, for the particular form of $V(x)$ given by formula (6) we can introduce the following appropriate new variables:

$$s = gx, \quad \tau = \frac{g}{2k} z,$$

$$F(s) = -\frac{L^2}{2} s^2 + L_0 s, \quad (8)$$

$$L^2 = \frac{\mu}{2g}, \quad L_0 = \frac{\mu_0}{2g}. \quad (9)$$

Also we can redefine the field envelop using a different parameter i.e. $q(s, \tau) \equiv u(x, z)$, such that the inhomogeneous cubic nonlinear Schrödinger equation (5) can be rewritten as:

$$iq_\tau + q_{ss} + 2 \left[|q|^2 - F(s) \right] q = 0. \quad (10)$$

Interesting enough equation (10) is closely similar to the inhomogeneous cubic nonlinear Schrödinger equation considered by Balakrishnan in ref.²⁹, and for which

she developed a non-isospectral inverse-scattering transform approach for the associated exact one-soliton solution considering a reflectionless scattering potential. It is instructive to recall that the non-isospectral inverse-scattering transform²⁹ rests essentially on mapping the inhomogeneous cubic nonlinear Schrödinger equation (10), onto a pair of linear eigenvalue equations similar to the Lax pair^{27,28}, for which exact eigenvalues and the associated eigen functions exist. If they indeed exist the Lax-pair eigenvalue problems are said to be exactly integrable, and so is the generic inhomogeneous nonlinear Schrödinger equation. Balakrishnan coined out²⁹ that because of the particular quadratic dependence of the external potential $F(s)$ in the spatial coordinate s , eigenvalues of the Lax pair cannot be constant but will depend on τ . In other words the Lax pair in this particular case is a non-isospectral eigenvalue problem^{30,31}.

In the specific case of eq. (10), the non-isospectral inverse-scattering transform²⁹ assumes an initial beam $q(s, \tau = 0)$ which is intended to also serve as the scattering potential. The appropriate choice of reflectionless potential for the Lax pair associated with eq. (10), is given by the following sech-shaped initial field envelope²⁹:

$$q(s, 0) = U_0 \vartheta(s, 0) \operatorname{sech} \left[2 \int_0^s \vartheta(y, \tau = 0) dy \right], \quad (11)$$

where U_0 is a normalization constant and $\vartheta(s, \tau)$ is the eigenvalue of the spectral problem. As we already stressed, the eigenvalue $\vartheta(s, \tau)$ is not homogeneous but depends on the variables s and τ , consistently with the non-isospectral feature of the Lax pair associated with the inhomogeneous nonlinear Schrödinger equation (10). Most generally the eigenvalue $\vartheta(s, \tau)$ will be determined by solving the following nonlinear partial differential equation:

$$\frac{\partial \vartheta}{\partial \tau} = -2 \frac{\partial (i\vartheta)^2}{\partial s} + \frac{\partial F(s)}{\partial s}, \quad (12)$$

in ref.²⁹ it was shown that the corresponding solution can be expressed as a factor of two functions of different variables namely:

$$\vartheta(s, \tau) = G(s)H(\tau). \quad (13)$$

The two functions of distinct variables $G(s)$ and $H(\tau)$ are solutions to the following independent equations:

$$\frac{\partial G^2}{\partial s} = \lambda_1 G, \quad \frac{\partial F}{\partial s} = \lambda_0 G, \quad (14)$$

$$\frac{\partial H}{\partial \tau} = 2\lambda_1 H^2 + \lambda_0, \quad (15)$$

with λ_1 and λ_0 being two arbitrary (we assume so for now) real constants. The set of ordinary differential equations in eq. (14) leads to the following solution for $G(s)$:

$$G(s) = \frac{\lambda_1}{2} s + G(0), \quad (16)$$

provided with the constraint:

$$F(s) = \frac{\lambda_1 \lambda_0}{4} s^2 + \lambda_0 G(0) s. \quad (17)$$

Quite remarkably, the quantities λ_1 and λ_0 in eq. (14) which we referred to as arbitrary real constants are actually not arbitrary, in fact they can be expressed as functions of real physical parameters by equating eq. (14) and (8). This leads to:

$$G(0) = L_0, \quad \lambda_1 = -2L^2, \quad \lambda_0 = 1, \quad (18)$$

where L and L_0 are defined in eq. (9). Having the analytical expression of $G(s)$ let us turn to the one for $H(\tau)$, which is obtained by solving the ordinary differential equation eq. (15). This yields:

$$H(\tau) = H(0) \left[\frac{1 + \alpha \tanh(\Omega\tau)}{1 + \alpha^{-1} \tanh(\Omega\tau)} \right], \quad (19)$$

$$\Omega = 2L, \quad \alpha = \frac{1}{\Omega H(0)}. \quad (20)$$

Being in possession of the full analytical expression of the eigenvalue $\vartheta(s, \tau)$, to generate the complete solution $q(s, \tau)$ to the inhomogeneous nonlinear Schrödinger equation (10) we follow a standard procedure. The procedure, detailed in ref.²⁹, consists in reconstructing the complete solution $q(s, \tau)$ from the initial profile (11) by means of a transform-integral equation, so-called Gelfand-Levitan-Marchenko equations, based on two Kernels which are matrices determined by the set of scattering data²⁹. In our specific context this procedure gives rise to the one-soliton solution:

$$q(s, \tau) = q_0(z, \tau) \operatorname{sech} [\Phi(s, \tau)] \exp [-i\theta(s, \tau)], \quad (21)$$

with:

$$q_0(z, \tau) = \theta_0 G(s) H_i(\tau),$$

$$H_i(\tau) = \frac{\operatorname{sech}^2(\Omega\tau)}{1 + \Omega^2 \tanh^2(\Omega\tau)}, \quad (22)$$

$$\Phi(s, \tau) = 16L_0 \int_0^\tau H_r(t) H_i(t) dt$$

$$- 2H_i(\tau) F(s) - \ln [2H_i(\tau)],$$

$$H_r(\tau) = \frac{1}{\Omega^2} \frac{(1 + \Omega^2) \tanh(\Omega\tau)}{1 + \Omega^2 \tanh^2(\Omega\tau)}, \quad (23)$$

$$\theta(s, \tau) = 8L_0 \int_0^\tau [H_r^2(t) - H_i^2(t)] dt$$

$$+ 2H_r(\tau) F(s). \quad (24)$$

Let us examine profile(s) of the one-soliton solution obtained analytically in eq. (21). In this goal we shall plot the solution for arbitrary values of L and L_0 defined in eqs. (9), with μ and μ_0 expressed in formula (7) as functions of the thermo-optic coefficient β , the heat flux Q ,

the thermal conductivity κ , the material thickness b and the input heat flux gradient γ . Values of these coefficients are reported in several recent experiments as we indicated in previous statements, except γ for which we could not find experimental studies relative of its possible measurements. Nevertheless we shall assume that γ can be nonzero, and treat the cases of positive and negative values of this parameter paying attention on the impact of this sign change on shape profiles of the one-soliton solution.

Also worthwhile to underline, given that thermal lensing occurs along the x axis, birefringent effects caused by thermo-optical phenomena are expected to affect beam propagation along this axis. Because of the quadratic form of $V(x)$ we are in position to anticipate by arguing that birefringent processes will induce a double polarization of the beam along x , promoting bound states of two interacting pulses. To put this conjecture on a firm ground we plot the field amplitude $A(x) = \sqrt{I(x)}$ versus x , at selected positions along the transverse coordinate z . The integrals with respect to τ in eqs. (23) and (24) have been computed numerically by means of a Simpson scheme, and we have set the constant $\theta_0 = 1$ throughout the simulations.

The first figure, i.e. fig. 1, displays graphs of the field amplitude $A(x) = \sqrt{I(x)}$ versus x for $\gamma = 0$ and considering four different positions along the z axis, namely $z = 0.0001, 2, 3.5$ and 4.5 as indicated on the y axis of graphs. Recall that for this figure the thermal lensing-induced potential $V(x)$ is purely quadratic in x , and for our simulations we picked $L^2 = 0.5$.

Figure (1) clearly supports our conjecture of the one-soliton solution eq. (21) being a double-polarized pulse. Moreover the figure reveals that when $z \approx 0$, amplitudes of the two pulses overlap and therefore they form a bound state of highly entangled twin pulses with zero separation between the pulses. As the bound state moves away from the origin $z = 0$, the twinned pulses gradually move away from each other with their coordinates x always symmetric with respect to $x = 0$. In the figure we clearly observe that as the entanglement of the bound state decays (i.e. as the separation between pulses increases), the pulse tails decrease while their widths at half tail (or the width of pulses) increase. This is reminiscent of a relationship between these parameters, similar to the one relating same characteristic parameters for the one-soliton solution of the homogeneous nonlinear Schrödinger equation^{27,30}.

In a previous paragraph we stressed that experimental value of γ is not known, reason why we opted to regard γ as a free parameter. However, since a nonzero value of this parameter could correspond to a feasible physical context, we shall examine its influence on shape profile of the analytical solution eq. (21). In fig. 2 and fig. 3, we replotted the graphs of fig. 1 now for $\gamma = 0.1$ (fig. 2) and $\gamma = -2.0$ (fig. 3).

As one can see, a positive γ compels the two pulses to propagate being always close to each other. So to say a

positive value of this parameter will reinforce pulse entanglement in the bound state even at relatively large positions along z , compared with the situation observed in fig. 1. For graphs of fig. 2 we have chosen $\gamma = 0.1$, this of course is a small value but simulations show that large values of γ lead to high entanglement of the pair of twin pulses, so high that the two pulses are always mutually overlapped. As opposed to this, when γ is negative the two pulses are always well separated even close to the point $(x, z = 0)$. Fig. 3 shows that as z increases, the separation between pulses increases with the two pulses now being asymmetrically positioned along the x axis. The pulse tails in this case change relatively slower than in the first situation where γ was zero, suggesting that this case is more suitable for propagation of the bound state with relatively moderate changes in pulse amplitudes.

III. CONCLUSION

In summary, in recent years there has been a great deal of interest to characteristic properties of β -Ga₂O₃, an inorganic semiconducting isomorph of gallium oxide with outstanding thermal and optical properties. Thus it has been established experimentally¹⁴ that β -Ga₂O₃ is a transparent material with a Kerr optical nonlinearity, on the other hand its thermo-optical properties, probed via measurements of photo-thermal effects caused by optical beam propagation along the axis of high thermal conductivity, point to a linear temperature dependence of its refractive index as suggested in a previous experimental study¹⁶. Taking these experimental evidences into consideration we proposed a theory, aimed at predicting the appropriate shape profiles of high-intensity pulses that might propagate along the axis of heat flow in β -Ga₂O₃ material. Considering the governing Kerr nonlinearity and the quasi-one-dimensional structural anisotropy of the material, we described the field propagation by a cubic nonlinear Schrödinger equation in which thermal lensing is represented by a space-dependent potential. In view of the particular quadratic dependence of this potential in the beam coordinate, we found that the resulting inhomogeneous cubic nonlinear Schrödinger equation resembles a general problem of mathematical physics proposed by Balakrishnan²⁹, for which she developed a solution method based on the inverse-scattering theory. Exploiting this mathematical method, we succeeded to find the analytical expression of the exact one-soliton solution to our equation. By means of numerical simulations, we showed that this analytical solution features a soliton molecule originating from double-polarization of one sech-type pulse soliton. We observed that by varying adequately characteristic parameters of the model, it was possible to control the degree of pulse entanglement as well as the widths and tails of individual pulses in the soliton-molecule bound state.

We end by remarking that in the present study we concentrated on high-intensity optical fields with a bright-

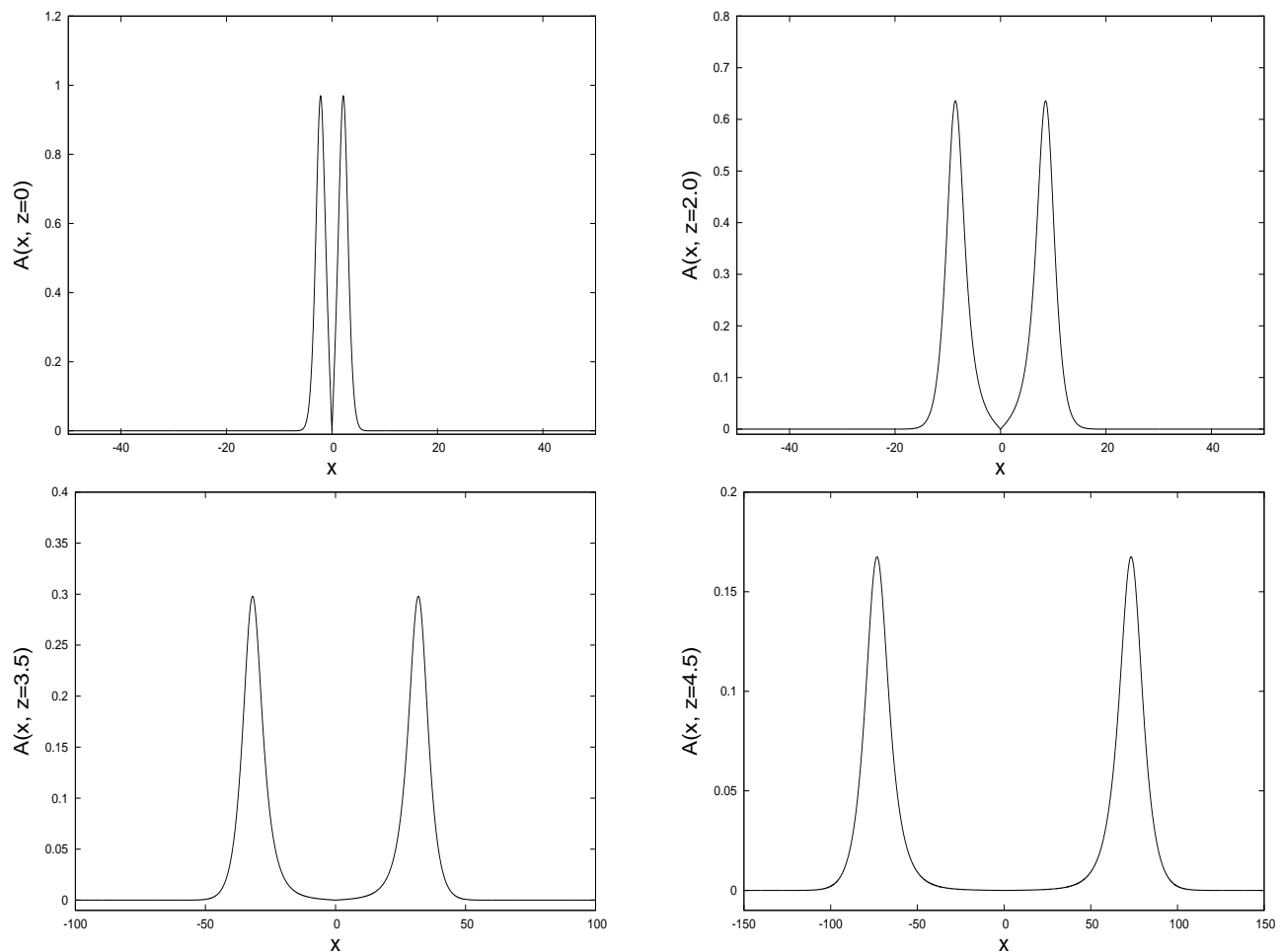


FIG. 1. Shape of the one-soliton solution given by eq. (21) as a function of x , for $\gamma = 0$ and at different positions along the transverse axis z .

soliton feature. In ref.²⁹ the author also treated the context of "tanh"-type solution which usually are associated with dark solitons. Such solution is definitely also relevant to find in the present specific physical context, this would correspond to a dark-soliton structure the existence of which would enrich potential physical applications of β - Ga_2O_3 for integrated nonlinear optics²⁵, photonics for solar technology involving high-power fields, and optoelectronics for processings of high-power and high-repetition-rate (femtosecond and nanosecond) pulse processings in the ultraviolet³².

DATA AVAILABILITY STATEMENT

The data that support the findings of this study are available from the corresponding author upon reasonable request.

ACKNOWLEDGMENTS

A. M. Dikandé thanks the Alexander von Humboldt (AvH) foundation for logistic support.

- ¹S. I. Stepanov, V. I. Nikolaev, V. E. Bougrov and A. E. Romanov, *Gallium Oxide: Properties and Applications*, Rev. Adv. Mater. Sci. **44**, 63 (2016).
- ²S. J. Pearton, F. Ren and M. Mastro (eds.): *Gallium Oxide: Technology, Devices and Applications* (Elsevier, Amsterdam, 2019).
- ³S. J. Pearton, J. Yang, P. H. Cary, F. Ren, J. Kim, M. J. Tadjer and M. A. Mastro, *A review of Ga_2O_3 materials, processing, and devices*, Appl. Phys. Rev. **5**, 011301 (2018).
- ⁴M. Higashiwaki and S. Fujita (eds.): *Gallium Oxide: Materials Properties, Crystal Growth, and Devices* (Springer, Berlin, 2020).
- ⁵H. Deng, K. J. Leedle, Y. Miao, D. S. Blavk, K. E. Urbanek, J. McNeur, M. Kozak, A. Ceballos, P. Hommelhoff, O. Solgaard, R. L. Byer and J. S. Harris, *Gallium Oxide for high-power optical applications*, Adv. Opt. Mat. **8**, 1901522 (2020).
- ⁶H. Zhou, J. Zhang, C. Zhang, Q. Feng, S. Zhao, P. Ma and Y. Hao, *A review of the most recent progresses of state-of-art gallium oxide power devices*, J. Semicond. **40**, 011803 (2019).
- ⁷M. H. Wong and M. Higashiwaki, *Gallium Oxide Field Effect Transistors: Establishing New Frontiers of Power Switching and*

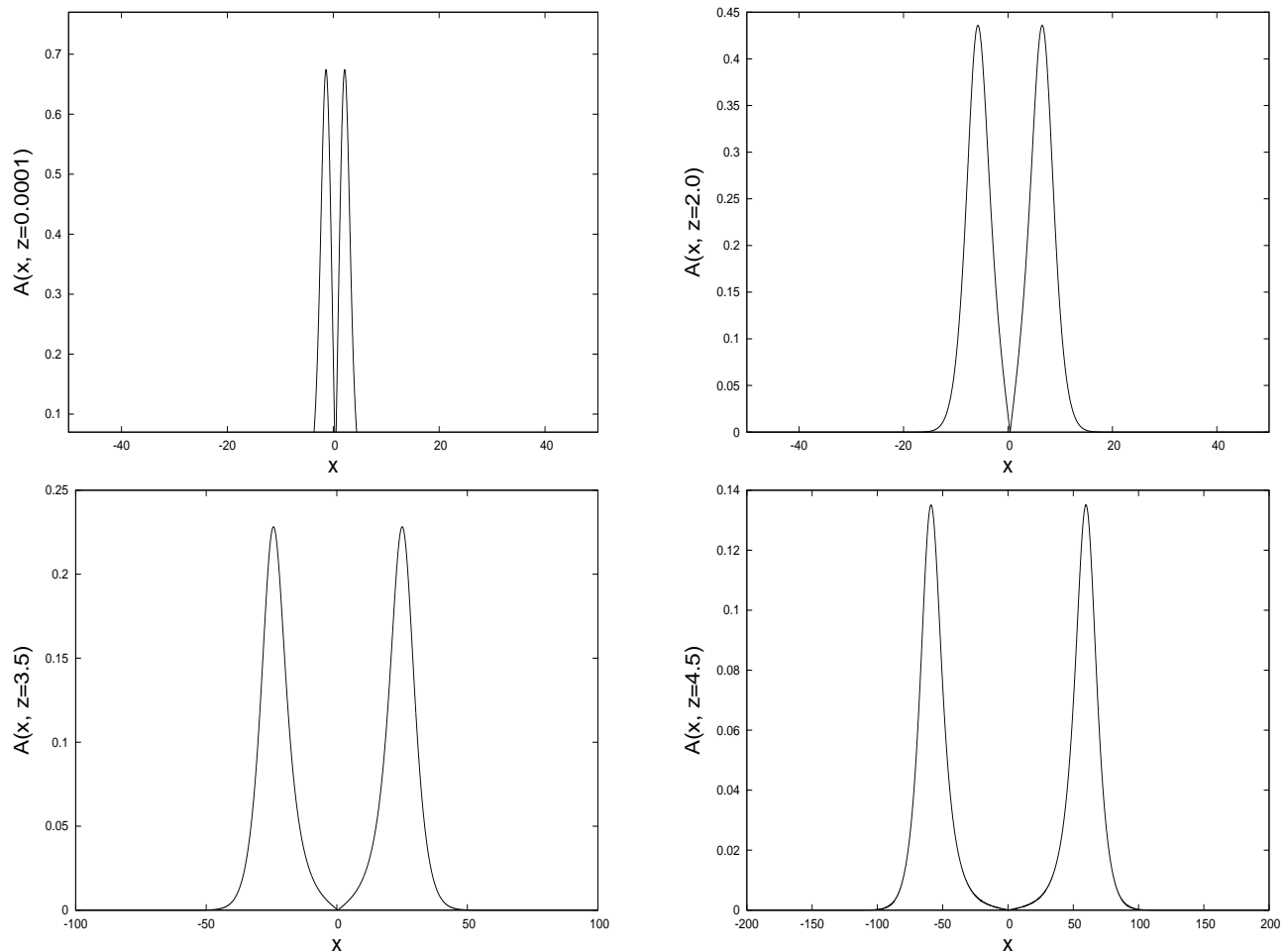


FIG. 2. Shape of the one-soliton solution given by eq. (21) as a function of x , for $\gamma = 0.1$ and at different positions along the transverse axis z .

- Radiation-Hard Electronics*, Int. J. High Speed Electron. Syst. **28**, 1940002 (2019).
- ⁸A. M. Hassanien, A. A. Atta, M. M. El-Nahass, S. I. Ahmed, A. A. Shaltout, A. M. Al-Baradi, A. Alodhayb and A. M. Kamal, *Effect of annealing temperature on structural and optical properties of Gallium Oxide thin films deposited by RF-sputtering*, Opt. Quant. Elec. **52**, 194 (2020).
- ⁹M. F. Al-Kuhaili, S. M. A. Durrani and E. E. Khawaja, *Optical properties of Gallium Oxide films deposited by electron-beam evaporation*, Appl. Phys. Lett. **83**, 4533 (2003).
- ¹⁰J. Ahman, G. Svensson and J. Albertsson, *A Reinvestigation of β -Gallium Oxide*, Acta Cryst. C **52**, 1336 (1996).
- ¹¹M. Schubert, R. Korlacki, S. Knight, T. Hofmann, S. Schöche, V. Darakchieva, E. Janzén, B. Monemar, D. Gogova, Q.-T. Thieu, R. Togashi, H. Murakami, Y. Kumagai, K. Goto, A. Kuramata, S. Yamakoshi and M. Higashiwaki, *Anisotropy, phonon modes, and free charge carrier parameters in monoclinic β -Gallium Oxide single crystals*, Phys. Rev. B **93**, 125209 (2016).
- ¹²Z. Guo, A. Verma, X. Wu, F. Sun, A. Hickman, T. Masui, A. Kuramata, M. Higashiwaki, D. Jena and T. Luo, *Anisotropic thermal conductivity in single crystal β -Gallium Oxide*, Appl. Phys. Lett. **106**, 111909 (2015).
- ¹³M. Rebien, W. Henrion, M. Hong, J. P. Mannaerts and M. Fleischer, *Optical properties of gallium oxide thin films*, Appl. Phys. Lett. **81**, 250 (2002).
- ¹⁴H. Chen, H. Fu, X. Huang, J. A. Montes, T. H. Yang, I. Baranowski and Y. Zhao, *Characterizations of the nonlinear optical properties for (010) and (201) β -phase Gallium Oxide*, Opt. Expr. **26**, 3938 (2018).
- ¹⁵H. He, R. Orlando, M. A. Blanco, R. Pandey, E. Amzallag, I. Baraille and M. Rérat, *First-principles study of the structural, electronic, and optical properties of Ga_2O_3 in its monoclinic and hexagonal phases*, Phys. Rev. B **74**, 195123 (2006).
- ¹⁶I. Bhaumik, R. Bhatt, S. Ganesamoorthy and A. Saxena, *Temperature-dependent index of refraction of monoclinic Ga_2O_3 single crystal*, Appl. Opt. **50**, 6006 (2011).
- ¹⁷J. B. Cho, G. Jung, K. Kim, J. Kim, S. K. Hong, J. H. Song and J. I. Jang, *Highly Asymmetric Optical Properties of β - Ga_2O_3 as Probed by Linear and Nonlinear Optical Excitation Spectroscopy*, J. Phys. Chem. C (in press, published online on November 2020); DOI: <https://doi.org/10.1021/acs.jpcc.0c08413>.
- ¹⁸R. C. Miller, W. A. Nordland, E. D. Kolb and W. L. Bond, *Nonlinear Optical Properties of Lithium Gallium Oxide*, J. Appl. Phys. **41**, 3008 (1970).
- ¹⁹X.-Q. Zheng, Y. Xie, J. Lee, Z. Jia, X. Tao and P. X. L. Feng, *Beta gallium oxide (β - Ga_2O_3) nanoelectromechanical transducer for dual-modality solar-blind ultraviolet light detection*, APL Mater. **7**, 022523 (2019).
- ²⁰S. Oh, J. Kim, F. Ren, S. J. Pearton and J. Kim, *Quasi-two-dimensional β -Gallium Oxide solar-blind photodetectors with ultrahigh responsivity*, J. Mat. Chem. C **4**, 9245 (2016).
- ²¹C. J. Szejewski, N. C. Creange, K. Sun, A. Giri, B. F. Donovan, C. Constantin and P. E. Hopkins, *Size effects in the thermal conductivity of gallium oxide (β - Ga_2O_3) films grown via open-*

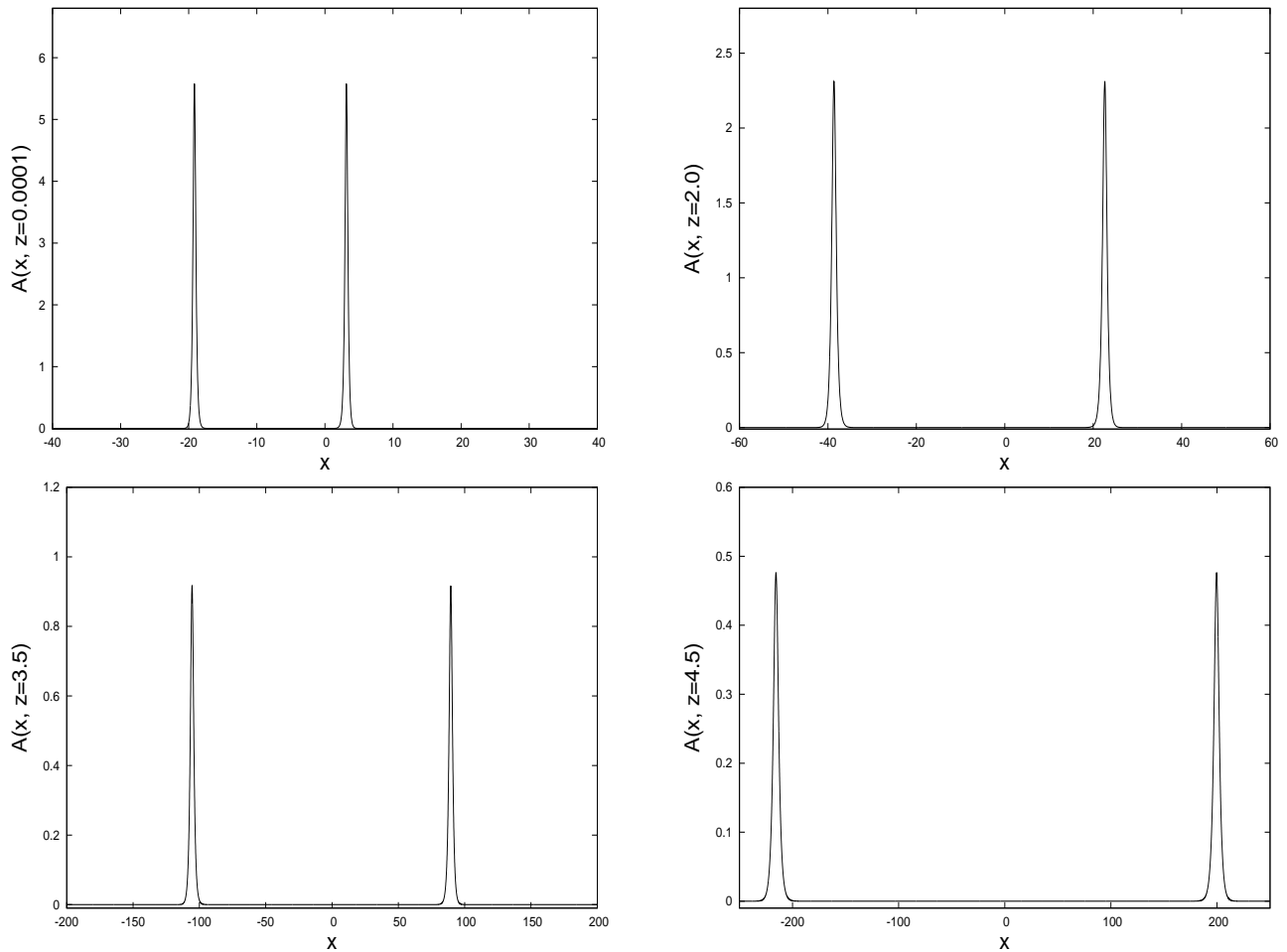


FIG. 3. Shape of the one-soliton solution given by eq. (21) as a function of x , for $\gamma = -2$ and at different positions along the transverse axis z .

- atmosphere annealing of gallium nitride, *J. Appl. Phys.* **117**, 084308 (2015).
- ²²M. A. Arain, V. Quetschke, J. Gleason, L. F. Williams, M. Rakhmanov, J. Lee, R. J. Cruz, G. Mueller, D. B. Tanner and D. H. Reitze, *Adaptive beam shaping by controlled thermal lensing in optical elements*, **46**, 2153 (2007).
- ²³M., Andika, G. C. K. Chen and S. Vasudevan, *Excitation temporal pulse shape and probe beam size effect on pulsed photothermal lens of single particle*, *J. Opt. Soc. Am. B* **27**, 796 (2010).
- ²⁴M. Pollnau, *Analysis of Heat Generation and Thermal Lensing in Erbium $3\mu m$ Lasers*, *IEEE J. Quant. Elec.* **39**, 350 (2003).
- ²⁵K. M. Awan, K. Dolgaleva, M. M. Muhammed and I. S. Roqan, *Gallium nitride on Gallium Oxide substrate for integrated nonlinear optics*, in *IEEE Proc. on "Photonics North (PN)"*, DOI: 10.1109/PN.2017.8090587.
- ²⁶Y. S. Kivshar and G. P. Agrawal, *Optical Solitons: From Fibers to Photonic Crystals* (Academic Press San Diego, USA, 2003).
- ²⁷M. J. Ablowitz and P. A. Clarkson, *Solitons, Nonlinear Evolution Equations and Inverse Scattering* (London Mathematical Society Lecture Note Series vol. 149, Cambridge University Press, Cambridge, 1991).
- ²⁸C. R. Menyuk, H. H. Chen and Y. C. Lee, *Integrable Hamiltonian systems and the Lax pair formalism*, *Phys. Rev. A* **26**, 3731 (1982).
- ²⁹R. Balakrishnan, *Soliton propagation in nonuniform media*, *Phys. Rev. A* **32**, 1144 (1985).
- ³⁰P. A. Clarkson, P. R. Gordoa and A. Pickering, *Multicomponent equations associated to non-isospectral scattering problems*, *Inverse Problems* **13**, 1463 (1997).
- ³¹D. Levi, O. Ragnisco and M. A. Rodriguez, *On non-isospectral flows, Painlevé equations, and symmetries of differential and difference equations*, *Theor. Math. Phys.* **93**, 1409 (1992).
- ³²M. Ghotbi, A. Esteban-Martin and M. Ebrahim-Zadeh, *Tunable, high-repetition-rate, femtosecond pulse generation in the ultraviolet*, *Opt. Lett.* **33**, 345 (2008).