

Sobolev meets Besov: Regularity for the Poisson equation with Dirichlet, Neumann and mixed boundary values

Cornelia Schneider^{*†} Flóra O. Szemenyei[‡]

March 11, 2021

Abstract

We study the regularity of solutions of the Poisson equation with Dirichlet, Neumann and mixed boundary values in polyhedral cones $K \subset \mathbb{R}^3$ in the specific scale $B_{\tau,\tau}^\alpha$, $\frac{1}{\tau} = \frac{\alpha}{d} + \frac{1}{p}$ of Besov spaces. The regularity of the solution in these spaces determines the order of approximation that can be achieved by adaptive and non-linear numerical schemes. We aim for a thorough discussion of homogeneous and inhomogeneous boundary data in all settings studied and show that the solutions are much smoother in this specific Besov scale compared to the fractional Sobolev scale H^s in all cases, which justifies the use of adaptive schemes.

1 Introduction

In this article we investigate the regularity of solutions of the Poisson equation in (bounded) polyhedral cones $K \subset \mathbb{R}^3$ with different boundary conditions, i.e., we consider the model problem

$$-\Delta u = f \text{ in } K, \quad u = g_j \text{ on } \Gamma_j, j \in J_0, \quad \frac{\partial u}{\partial \nu} = g_j \text{ on } \Gamma_j, j \in J_1, \quad (1)$$

where Γ_j , $j = 1, \dots, n$ denote the faces of the cone with inhomogeneous Dirichlet ($j \in J_0$) and/or Neumann boundary conditions ($J \in J_1$). We are interested in regularity properties

^{*}Friedrich-Alexander University Erlangen-Nuremberg, Applied Mathematics III, Cauerstr. 11, 91058 Erlangen, Germany. Email: schneider@math.fau.de

[†]The work of this author has been supported by Deutsche Forschungsgemeinschaft (DFG), Grant No. SCHN 1509/1-2.

[‡]*Corresponding author.* Friedrich-Alexander University Erlangen-Nuremberg, Applied Mathematics III, Cauerstr. 11, 91058 Erlangen, Germany. Email: szemenyeif@math.fau.de

⁰*Math Subject Classifications.* Primary: 35B65, 46E35. Secondary: 35J05, 35J25, 42C40, 65M12.

⁰*Keywords and Phrases.* Elliptic boundary value problems, Poisson equation, adaptive methods, Besov spaces, weighted Sobolev spaces, mixed weights, polyhedral cone.

of the unknown solution u in specific nonstandard smoothness spaces, i.e., the so-called adaptivity scale of Besov spaces

$$B_{\tau,\tau}^\alpha(\Omega), \quad \frac{1}{\tau} = \frac{\alpha}{d} + \frac{1}{p}, \quad \alpha > 0, \quad (2)$$

where $\alpha > 0$ stands for the smoothness of the solution and τ displays its integrability, cf. [10]. Our investigations are motivated by fundamental questions arising in the context of the numerical treatment of PDEs. In particular, we aim at justifying the use of adaptive numerical methods for solving such boundary value problems. Let us explain these relationships in more detail: In an adaptive strategy, the choice of the underlying degrees of freedom is not a priori fixed but depends on the shape of the unknown solution. In particular, additional degrees of freedom are only spent in regions where the numerical approximation is still 'far away' from the exact solution. Although the basic idea is convincing, adaptive algorithms are hard to implement, so that beforehand a rigorous mathematical analysis to justify their use is highly desirable.

For adaptive wavelet methods the best one can expect is an optimal performance in the sense that it realizes the convergence rate of best N -term approximation schemes, which serves as a benchmark in this context. If we denote by $\sigma_N(u; X)$ the error of best N -term approximation in a Banach space X (i.e., the error when we consider the best approximation of a given function by linear combinations of some basis functions of X consisting of at most N terms), then [12, Thm. 11, p. 586] implies for $\tau < p$,

$$\sigma_N(u; L_p(\Omega)) \leq C N^{-\alpha/d} \|u\|_{B_{\tau,\tau}^\alpha(\Omega)}, \quad \frac{1}{\tau} < \frac{\alpha}{d} + \frac{1}{p}, \quad (3)$$

where d denotes the dimension of the underlying domain Ω . Quite recently, it has turned out that the same interrelations also hold for the very important and widespread adaptive finite element schemes, cf. [15, Thm. 2.2]. Hence, it can be seen from (3) that the achievable order of adaptive algorithms depends on the regularity of the target function in the specific scale of Besov spaces (2).

On the other hand, it is the regularity of the solution in the scale of (fractional) Sobolev spaces $H^s(\Omega)$, where now s indicates the smoothness of u , which encodes information on the convergence order for nonadaptive (uniform) methods. Therefore, the use of adaptivity is justified if the smoothness within the scale of Besov spaces of the exact solution of a given PDE is high enough compared to the classical Sobolev smoothness.

At this point, the shape of the domain comes into play. As the classical model problem of elliptic equations, let us discuss the Poisson equation. It is well-known that if the domain under consideration, the right-hand side and the coefficients are sufficiently smooth, then the problem is completely regular, cf. [1], meaning that if the right-hand side is in $H^s(\Omega)$, $s \geq 1$, then the solution is contained in $H^{s+2}(\Omega)$ and there is no reason why the Besov smoothness should be higher. However, on nonsmooth (e.g. polyhedral) domains, the situation changes completely. On these domains, singularities at the boundary may occur that diminish the Sobolev regularity of the solution significantly [5, 6, 16, 17, 20] (but can be compensated by suitable weight functions). Moreover, recent studies show that these boundary singularities do not influence the Besov regularity too much [9, 10], so

that for certain nonsmooth domains the use of adaptive algorithms is completely justified. Moreover, for the specific case of polygonal domains in \mathbb{R}^2 , even more can be said, since then the exact solution can be decomposed into a regular and a singular part corresponding to the reentrant corners [16]. In this case the Besov smoothness depends on the smoothness of the right-hand side only, i.e., for arbitrary smooth right-hand sides, in principle one gets arbitrary high order of convergence, cf. [7]. In the polyhedral case, a decomposition of the solution into a singular and a regular part is also possible, however, the situation is much more complicated since edge and vertex singularities occur, cf. [14, 16]. We contribute to these studies by extending and improving the above mentioned forerunners. For this we use Sobolev spaces with mixed weights from Maz'ya, Rossmann [24], sometimes denoted as V -spaces in the sequel. In particular, spaces with mixed weights are needed when studying stochastic PDEs as is demonstrated in [4, 3]. To be precise, the weighted Sobolev spaces $V_{\beta,\delta}^{l,p}(K)$ with parameters $l \in \mathbb{N}_0$, $1 \leq p < \infty$, $\beta \in \mathbb{R}$, and $\delta = (\delta_1, \dots, \delta_n) \in \mathbb{R}^n$ we use are characterized by the norm

$$\|u|V_{\beta,\delta}^{l,p}(K)\| := \left(\int_K \sum_{|\alpha| \leq l} \rho_0(x)^{p(\beta-l+|\alpha|)} \prod_{k=1}^n \left(\frac{r_k(x)}{\rho_0(x)} \right)^{p(\delta_k-l+|\alpha|)} |\partial^\alpha u(x)|^p dx \right)^{1/p}, \quad (4)$$

where ρ_0 denotes the distance of a point x to the vertex of the cone K and $r_k(x)$ the distances to the respective edges M_k of the cone. It is precisely this mixture of the different weights involved and their interplay, which allows for an even finer description when investigating the singularities of the solutions of PDEs on polyhedral cones or even general domains of polyhedral type.

Let us point out here that the above V -spaces are adequate when studying pure Dirichlet problems (i.e., $J_1 = \emptyset$ in (1)) but for the Neumann and mixed boundary value problems we need suitable adaptations for our investigations from [24], cf. Definition 4.7 below.

The V -spaces can be seen as refinements of the so called Kondratiev spaces that contain only one weight [11] and which in turn are closely related with Besov spaces in the adaptivity scale (2) in the sense that powerful embedding results exist [18]. We generalize and improve this embedding to the setting of V -spaces. Based on our extension operator from [19, Thm. 3.1] when $p = 2$ we establish an embedding of the form

$$V_{\beta,\delta}^{l,2}(K) \cap H^s(K) \hookrightarrow B_{\tau,\tau}^\alpha(K), \quad \alpha < \min \left\{ l, 3(l - |\delta|), 3s \right\}, \quad \frac{1}{\tau} = \frac{\alpha}{3} + \frac{1}{2}, \quad (5)$$

subject to further restrictions on the appearing parameters, cf. Theorems 3.1 and 3.2 below. The results from [14, Thms. 2.1, 3.1] may be seen as a first forerunner of our result. However, due to the lack of an extension operator the authors obtained the restriction $\alpha < \frac{3}{2}s$, which we now improve to $\alpha < 3s$. Furthermore, it turned out that the results for negative parameters $\delta < 0$ in [14] were not correct and required a more subtle analysis, which we perform in detail in Theorem 3.2.

Afterwards, applying the embedding result (5) and regularity assertions from [23, 24], we show that the regularity of the solution in weighted Sobolev spaces is sufficient to establish Besov smoothness (in the original unweighted sense) for the solutions of (1). Moreover, in comparison with the H^s -regularity results from [16] we see that the Besov regularity is much higher: since $\alpha < 3s$ in (5) by factor 3 when l is large. Fortunately, the embedding

(5) transfers mutatis mutandis to the weighted spaces needed for studying Neumann and mixed boundary values. Our main results are stated in Theorems 4.5, 4.17, and 4.28 and demonstrate that in all cases investigated, the use of adaptive wavelet schemes is justified. In a forthcoming paper we will further exploit (5) for studying similar questions for parabolic problems in the spirit of [13].

The paper is organized as follows. In Section 2 we introduce Sobolev spaces with mixed weights on polyhedral cones and state some of their relevant properties needed for our later investigations. Furthermore, we provide a definition of Besov spaces via wavelet decompositions. Afterwards, in Section 3, we study embeddings between these scales of spaces. Finally, in Section 4 we apply the obtained embeddings in order to establish (and compare) regularity results in fractional Sobolev and Besov spaces for the Poisson equation with different boundary conditions.

2 Preliminaries

Notation We start by collecting some general notation used throughout the paper. As usual, \mathbb{N} stands for the set of all natural numbers, $\mathbb{N}_0 = \mathbb{N} \cup \{0\}$, \mathbb{Z} denotes the integers, and \mathbb{R}^d , $d \in \mathbb{N}$, is the d -dimensional real Euclidean space with $|x|$, for $x \in \mathbb{R}^d$, denoting the Euclidean norm of x .

Let \mathbb{N}_0^d be the set of all multi-indices, $\alpha = (\alpha_1, \dots, \alpha_d)$ with $\alpha_j \in \mathbb{N}_0$ and $|\alpha| := \sum_{j=1}^d \alpha_j$. For partial derivatives $\partial^\alpha f = \frac{\partial^{|\alpha|} f}{\partial x^\alpha}$ we will occasionally also write f_{x^α} . Furthermore, $B(x, r)$ is the open ball of radius $r > 0$ centered at x , and for a measurable set $M \subset \mathbb{R}^d$ we denote by $|M|$ its Lebesgue measure.

We denote by c a generic positive constant which is independent of the main parameters, but its value may change from line to line. The expression $A \lesssim B$ means that $A \leq cB$. If $A \lesssim B$ and $B \lesssim A$, then we write $A \sim B$.

Throughout the paper 'domain' always stands for an open and connected set. The test functions on a domain Ω are denoted by $C_0^\infty(\Omega)$. Let $L_p(\Omega)$, $1 \leq p \leq \infty$, be the Lebesgue spaces on Ω as usual. We denote by $C(\Omega)$ the space of all bounded continuous functions $f : \Omega \rightarrow \mathbb{R}$ and $C^k(\Omega)$, $k \in \mathbb{N}_0$, is the space of all functions $f \in C(\Omega)$ such that $\partial^\alpha f \in C(\Omega)$ for all $\alpha \in \mathbb{N}_0^d$ with $|\alpha| \leq k$, endowed with the norm $\sum_{|\alpha| \leq k} \sup_{x \in \Omega} |\partial^\alpha f(x)|$.

Moreover, the set of distributions on Ω will be denoted by $\mathcal{D}'(\Omega)$, whereas $\mathcal{S}'(\mathbb{R}^d)$ denotes the set of tempered distributions on \mathbb{R}^d .

Sobolev and fractional Sobolev spaces Let $m \in \mathbb{N}_0$ and $1 \leq p \leq \infty$. Then $W_p^m(\Omega)$ denotes the standard L_p -Sobolev spaces of order m on the domain Ω , equipped with the norm

$$\|u\|_{W_p^m(\Omega)} := \left(\sum_{|\alpha| \leq m} \int_{\Omega} |\partial^\alpha u(x)|^p dx \right)^{1/p}.$$

If $p = 2$ we shall also write $H^m(\Omega)$ instead of $W_2^m(\Omega)$. Moreover, for $s \in \mathbb{R}$ we define the fractional Sobolev spaces $H^s(\mathbb{R}^d)$ as the collection of all $u \in \mathcal{S}'(\mathbb{R}^d)$ such that

$$\|u\|_{H^s(\mathbb{R}^d)} := \|\mathcal{F}^{-1}((1 + |\xi|^2)^{s/2} \mathcal{F}u)\|_{L_2(\mathbb{R}^d)} < \infty,$$

where \mathcal{F} denotes the Fourier transform with inverse \mathcal{F}^{-1} . These spaces partially coincide with the classical Sobolev spaces for $s = m$ with $m \in \mathbb{N}_0$. Corresponding spaces on domains can be defined via restrictions of functions from $H^s(\mathbb{R}^d)$ equipped with the norm

$$\|u|_{H^s(\Omega)}\| := \inf \{ \|g|_{H^s(\mathbb{R}^d)}\| : g \in H^s(\mathbb{R}^d), g|_{\Omega} = u \}.$$

If, additionally, $\Omega \subset \mathbb{R}^d$ is a bounded Lipschitz domain, then for $s = m + \sigma$ with $m \in \mathbb{N}_0$ and $\sigma \in (0, 1)$, an alternative norm comes from the Sobolev-Slobodeckij spaces and is given by

$$\|u|_{H^s(\Omega)}\| = \|u|_{H^m(\Omega)}\| + \sum_{|\alpha|=m} \left(\int_{\Omega} \int_{\Omega} \frac{|\partial^{\alpha}u(x) - \partial^{\alpha}u(y)|^2}{|x - y|^{d+2\sigma}} dx dy \right)^{1/2} < \infty.$$

This follows from the extension operator in [16, Thm. 1.2.10] and the fact that the corresponding spaces defined on \mathbb{R}^d coincide, cf. [28, Sect. 2.3.5].

Polyhedral cone We mainly consider function spaces defined on polyhedral cones in the sequel. Let

$$K := \{x \in \mathbb{R}^3 : 0 < |x| < \infty, x/|x| \in \Omega\}$$

be an infinite cone in \mathbb{R}^3 with vertex at the origin. Suppose that the boundary ∂K consists of the vertex $x = 0$, the edges (half lines) M_1, \dots, M_n , and smooth faces $\Gamma_1, \dots, \Gamma_n$. Hence, $\Omega = K \cap S^2$ is a domain of polygonal type on the unit sphere S^2 with sides $\Gamma_k \cap S^2$. The angle at the edge M_j is denoted by θ_j . Moreover, we consider the bounded polyhedral cone \tilde{K} obtained via truncation

$$\tilde{K} := K \cap B(0, r).$$

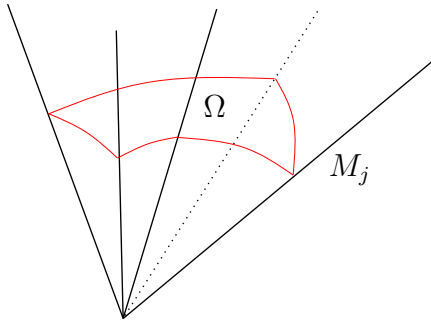


Figure 1: Infinite polyhedral cone K

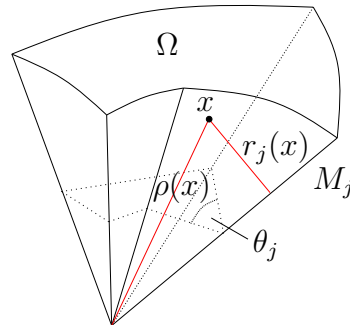


Figure 2: Bounded polyhedral cone \tilde{K}

The singular points of the polyhedral cone K are those $x \in \partial K$ for which for any $\varepsilon > 0$ the set $\partial K \cap B(x, \varepsilon)$ is not smooth, i.e., the vertex 0 and the edges M_1, \dots, M_n . When we consider the bounded cone \tilde{K} we omit the non-smooth points induced by the truncation and also consider $S = \{0\} \cup M_1 \cup \dots \cup M_n$, which in this case is not the entire singularity set.

2.1 Weighted Sobolev spaces and their properties

Definition 2.1. Let K be a (bounded or unbounded) polyhedral cone in \mathbb{R}^3 and $S = \{0\} \cup M_1 \cup \dots \cup M_n$. Then the space $V_{\beta,\delta}^{l,p}(K, S)$ is defined as the closure of the set

$$C_*^\infty(K, S) := \{u|_K : u \in C_0^\infty(\mathbb{R}^3 \setminus S)\}$$

with respect to the norm

$$\|u|_{V_{\beta,\delta}^{l,p}(K, S)}\| := \left(\int_K \sum_{|\alpha| \leq l} \rho_0(x)^{p(\beta-l+|\alpha|)} \prod_{k=1}^n \left(\frac{r_k(x)}{\rho_0(x)} \right)^{p(\delta_k-l+|\alpha|)} |\partial^\alpha u(x)|^p dx \right)^{1/p}, \quad (6)$$

where $\beta \in \mathbb{R}$, $l \in \mathbb{N}_0$, $\delta = (\delta_1, \dots, \delta_n) \in \mathbb{R}^n$, $1 \leq p < \infty$, $\rho_0(x) = \text{dist}(0, x)$ denotes the distance to the vertex, and $r_j(x) := \text{dist}(x, M_j)$ the distance to the edge M_j .

Remark 2.2. We collect some remarks and properties concerning the weighted Sobolev spaces $V_{\beta,\delta}^{l,p}(K, S)$.

- In the sequel if there is no confusion we omit S from the notation and write shortly $V_{\beta,\delta}^{l,p}(K)$.
- The space $V_{\beta,\delta}^{l,p}(K)$ is a Banach space for $1 \leq p < \infty$. The proof can be derived from a generalized result, see [22, p. 18, Thm. 3.6].
- $V_{\beta,\delta}^{l,p}(K) \subset L_p(K)$ for $l \geq \beta$ and $l \geq \delta_k$, $k = 1, \dots, n$.
- We have the following embeddings which one obtains easily from the definition of the spaces $V_{\beta,\delta}^{l,p}(K)$:

$$V_{\beta,\delta}^{l,p}(K) \subset V_{\beta-1,\delta-1}^{l-1,p}(K) \subset \dots \subset V_{\beta-l,\delta-l}^{0,p}(K).$$

- A function $\varphi \in C^l(K)$ is a pointwise multiplier in $V_{\beta,\delta}^{l,p}(K)$, i.e., for $u \in V_{\beta,\delta}^{l,p}(K)$ we have

$$\|\varphi u|_{V_{\beta,\delta}^{l,p}(K)}\| \leq c \|u|_{V_{\beta,\delta}^{l,p}(K)}\|. \quad (7)$$

- The weighted Sobolev spaces $V_{\beta,\delta}^{l,p}(K)$ are refinements of the Kondratiev spaces $\mathcal{K}_{a,p}^m(K)$, which for $m \in \mathbb{N}_0$, $1 \leq p < \infty$, and $a \in \mathbb{R}$ are defined as the collection of all measurable functions such that

$$\|u|_{\mathcal{K}_{a,p}^m(K)}\| := \left(\sum_{|\alpha| \leq m} \int_K |\rho(x)^{|\alpha|-a} \partial^\alpha u(x)|^p dx \right)^{1/p} < \infty,$$

with weight function $\rho(x) := \min(1, \text{dist}(x, S))$ for $x \in K$. In particular, the scales coincide if

$$m = l, \quad \delta = (\delta_1, \dots, \delta_n) = (l - a, \dots, l - a) \quad \text{and} \quad \beta = l - a.$$

This follows from [24, p. 90, Subsection 3.1.1, (3.1.2)].

In a preceding paper [19, Thm. 3.1], we constructed an extension operator for the spaces $V_{\beta,\delta}^{l,p}(K)$. Our result reads as follows:

Theorem 2.3 (Extension operator). *Let $K \subset \mathbb{R}^3$ be a polyhedral cone and let $l \in \mathbb{N}_0$, $\beta \in \mathbb{R}$, $\delta \in \mathbb{R}^n$ and $1 \leq p < \infty$. Then there exists a bounded linear extension operator*

$$\mathfrak{E} : V_{\beta,\delta}^{l,p}(K, S) \rightarrow V_{\beta,\delta}^{l,p}(\mathbb{R}^3, S), \quad (8)$$

where S is the singularity set of K .

Remark 2.4. *The norm of the space $V_{\beta,\delta}^{l,p}(\mathbb{R}^3, S)$ is defined similarly as the norm of $V_{\beta,\delta}^{l,p}(K, S)$ replacing the integral domain K by \mathbb{R}^3 .*

In order to study inhomogeneous boundary conditions $g_j \neq 0$ later on, we introduce the trace spaces $V_{\beta,\delta}^{l-1/p,p}(\Gamma_j)$ from [24, Section 3.1.4].

Definition 2.5. *Let $l \in \mathbb{N}$, $1 \leq p < \infty$, $\beta \in \mathbb{R}$, and $\delta = (\delta_1, \dots, \delta_n) \in \mathbb{R}^n$. We denote by $V_{\beta,\delta}^{l-1/p,p}(\Gamma_j)$ the trace space for $V_{\beta,\delta}^{l,p}(K)$ on the face Γ_j of the cone K . The corresponding norm is defined as*

$$\|u\|_{V_{\beta,\delta}^{l-1/p,p}(\Gamma_j)} = \inf\{\|v\|_{V_{\beta,\delta}^{l,p}(K)} : v \in V_{\beta,\delta}^{l,p}(K), v = u \text{ on } \Gamma_j\}.$$

2.2 Besov spaces via wavelets

We introduce Besov spaces via wavelet decompositions as in [18, Section 2, p. 563]. Consider the wavelet construction of Daubechies with the mother function η and the scaling function ϕ , which satisfy the following conditions:

- (i) compact support: $\text{supp } \eta, \phi \subset [-N, N]^d$,
- (ii) moment conditions: $\int_{\mathbb{R}^d} x^\alpha \eta(x) dx = 0$ for $\alpha \in \mathbb{N}_0^d$, $|\alpha| \leq r$,
- (iii) sufficiently high smoothness: $\eta, \phi \in C^r(\mathbb{R}^d)$.

We set $\psi^0 = \phi$, $\psi^1 = \eta$, define E as the set of the nontrivial vertices of $[0, 1]^d$, and put

$$\psi^e(x_1, \dots, x_d) := \prod_{j=1}^d \psi^{e_j}(x_j) \text{ for } e \in E.$$

Moreover, let

$$\Psi' := \{\psi^e : e \in E\},$$

and consider the set of dyadic cubes,

$$D = \{I_{j,k} := 2^{-j}k + 2^{-j}[0, 1]^d : k \in \mathbb{Z}^d, j \in \mathbb{Z}\}.$$

Now we put $\Lambda' = D^+ \times \Psi'$, where D^+ is the set of the dyadic cubes with measure at most 1. Furthermore, we use the notation $D_j := \{I \in D : |I| = 2^{-jd}\}$. The functions from Ψ' are rescaled in the following way:

$$\psi_{I_{j,k}} := \psi_{j,k} := 2^{jd/2} \psi(2^j \cdot -k) \text{ with } I_{j,k} \in D, k \in \mathbb{Z}^d, j \in \mathbb{Z}, \psi \in \Psi'.$$

Then the set

$$\{\psi_I : I \in D, \psi \in \Psi'\}$$

forms an orthonormal basis in $L_2(\mathbb{R}^d)$. Let $Q(I)$ denote some dyadic cube of minimal size such that $\text{supp } \psi_I \in Q(I)$ for every $\psi \in \Psi'$. Then we can write every function $f \in L_2(\mathbb{R}^d)$ as

$$f = P_0 f + \sum_{(I,\psi) \in \Lambda'} \langle f, \psi_I \rangle \psi_I,$$

where P_0 is the orthogonal projector onto the closure of the span of the function $\Phi(x) = \phi(x_1) \dots \phi(x_d)$ and its integer shifts $\Phi(\cdot - k)$, $k \in \mathbb{Z}^d$, in $L_2(\mathbb{R}^d)$. Moreover, f can be written as

$$f = \sum_{(I,\psi) \in \Lambda} \langle f, \psi_I \rangle \psi_I, \quad \text{where } \Lambda = D^+ \times \Psi, \Psi = \Psi' \cup \{\Phi\}.$$

With these considerations we can now define Besov spaces $B_{p,q}^s(\mathbb{R}^d)$ by decay properties of the wavelet coefficients, if the parameters fulfill certain conditions, as follows.

Definition 2.6. *Let $0 < p, q < \infty$ and $s > \max\left(0, d\left(\frac{1}{p} - 1\right)\right)$. Choose $r \in \mathbb{N}$ such that $r > s$ and construct a wavelet Riesz basis as described above. Then the function $f \in L_p(\mathbb{R}^d)$ belongs to the Besov space $B_{p,q}^s(\mathbb{R}^d)$ if it admits a decomposition of the form*

$$f = P_0 f + \sum_{(I,\psi) \in \Lambda'} \langle f, \psi_I \rangle \psi_I$$

(convergence in $\mathcal{S}'(\mathbb{R}^n)$) with

$$\begin{aligned} \|f|B_{p,q}^s(\mathbb{R}^d)\| &:= \|P_0 f|L_p(\mathbb{R}^d)\| \\ &+ \left(\sum_{j=0}^{\infty} 2^{j(s+d(\frac{1}{2}-\frac{1}{p}))q} \left(\sum_{(I,\psi) \in D_j \times \Psi'} |\langle f, \psi_I \rangle|^p \right)^{q/p} \right)^{1/q} < \infty. \end{aligned}$$

Corresponding spaces on domains $\Omega \subset \mathbb{R}^d$ can be defined by restriction via

$$B_{p,q}^s(\Omega) := \{f \in \mathcal{D}'(\Omega) : \exists g \in B_{p,q}^s(\mathbb{R}^d), g|_{\Omega} = f\},$$

normed by

$$\|f|B_{p,q}^s(\Omega)\| := \inf_{g|_{\Omega}=f} \|g|B_{p,q}^s(\mathbb{R}^d)\|.$$

Remark 2.7. • *We mention that according to [27] for a bounded Lipschitz domain Ω there exists a universal extension operator $E : B_{p,q}^s(\Omega) \rightarrow B_{p,q}^s(\mathbb{R}^d)$ satisfying*

$$\|\tilde{u}|B_{p,q}^s(\mathbb{R}^d)\| \lesssim \|u|B_{p,q}^s(\Omega)\|,$$

where $\tilde{u} = Eu$.

- *Moreover, when $p = q = 2$ the Besov spaces coincide with the fractional Sobolev spaces, i.e., in this case we have the coincidence $B_{2,2}^s(\Omega) = H^s(\Omega)$, $s > 0$.*

3 Embeddings from weighted Sobolev spaces into Besov spaces

In this section we establish embedding results, which show the close relation between the Sobolev spaces $V_{\beta,\delta}^{l,p}(K)$ with mixed weights and Besov spaces. These will be our main tools when investigating the Besov regularity of solutions to the Poisson equation with different boundary conditions in Section 4.

In particular, the proofs rely on the ideas from [18, Thm. 1] and [14, Thms. 2.1, 3.1] and are performed by combining Sobolev estimates involving mixed weights with the characterization of Besov spaces by wavelet expansions.

However, due to the fact that our Sobolev spaces $V_{\beta,\delta}^{l,p}(K)$ have mixed weights now – measuring the distance to the vertex and the edges, respectively – the analysis becomes more delicate compared to [18, Thm. 1]. There the embeddings were studied in the setting of Kondratiev spaces, which only involve one weight function. Moreover, we now invoke the extension operator from [19], cf. Theorem 2.3, which improves the results for the upper bound of the smoothness in the Besov spaces considerably compared to [14, Thms. 2.1, 3.1].

Finally, by a modification of our arguments, we are also able to deal with the case of the parameter δ having negative components, which has not been considered sufficiently so far.

3.1 Embeddings with positive components of δ

For simplicity we first deal with the case when all of the components of δ are positive.

Theorem 3.1. *Let K be a bounded polyhedral cone in \mathbb{R}^3 . Then we have a continuous embedding*

$$V_{\beta,\delta}^{l,p}(K) \cap B_{p,p}^s(K) \hookrightarrow B_{\tau,\tau}^r(K), \quad r < \min \left\{ l, 3(l - |\delta|), 3s \right\}, \quad \frac{1}{\tau} = \frac{r}{3} + \frac{1}{p}$$

where $1 < p < \infty$, $\delta = (\delta_1, \dots, \delta_n) \in \mathbb{R}^n$ with $\delta_i > 0$ for all $i = 1, \dots, n$, $l \in \mathbb{N}_0$, $\beta \in \mathbb{R}$ and $l > \beta$.

Proof. For $r = 0$ the result is trivial, thus we assume $r > 0$ and hence $0 < \tau < p$.

Since K is a Lipschitz domain, we can extend $u \in B_{p,p}^s(K)$ to some function $\tilde{u} = Eu \in B_{p,p}^s(\mathbb{R}^3)$. In the corresponding wavelet characterization of \tilde{u} , the first term $P_0\tilde{u}$ can be represented according to Subsection 2.2 as

$$P_0\tilde{u} = \sum_{k \in \mathbb{Z}^3} \langle \tilde{u}, \Phi(\cdot - k) \rangle \Phi(\cdot - k).$$

Since Φ shares the same smoothness and support properties as the wavelets Ψ_I for $|I| = 1$, the coefficients $\langle \tilde{u}, \Phi(\cdot - k) \rangle$ can be treated like the coefficients $\langle \tilde{u}, \psi_I \rangle$ (moment conditions of ψ_I are only relevant for $|I| < 1$ in the calculations below). Thus we only have to show that

$$\left(\sum_{(I,\psi) \in \Lambda} |I|^{\left(\frac{1}{p} - \frac{1}{2}\right)\tau} |\langle \tilde{u}, \psi_I \rangle|^\tau \right)^{1/\tau} \lesssim \max \{ \|u\|_{V_{\beta,\delta}^{l,p}(K)}, \|u\|_{B_{p,p}^s(K)} \}. \quad (9)$$

Step 1 We give a splitting of the indices of Λ which we treat incrementally in *Steps 2-4* below. Let

$$\begin{aligned}\Lambda_j &= \{(I, \psi) \in \Lambda, |I| = 2^{-j}\}, \\ \Lambda_{j,k} &= \{(I, \psi) \in \Lambda_j, k2^{-j} \leq \rho_I < (k+1)2^{-j}\}, k \in \mathbb{N}_0, \\ \Lambda_{j,k,m} &= \{(I, \psi) \in \Lambda_{j,k}, m2^{-j} \leq r_I < (m+1)2^{-j}\}, m \in \mathbb{N}_0,\end{aligned}\tag{10}$$

where ρ_I and r_I are defined as

$$\begin{aligned}\rho_I &= \text{dist}(Q(I), 0) \\ &= \inf_{x \in Q(I)} \rho_0(x) \sim \rho_0(x) \sim k2^{-j} \quad \text{for } x \in I \in \Lambda_{j,k} \quad \text{with } k \in \mathbb{N},\end{aligned}$$

and

$$r_I = \min_{k=1, \dots, n} \min_{x \in Q(I)} r_k(x).$$

Here $Q(I)$ is a dyadic cube of minimal size such that $\text{supp } \psi_I \subset Q(I)$ for all $\psi \in \Psi'$, using the notations of Subsection 2.2.

In the proof we use the fact that for the cardinality of $\Lambda_{j,k}$ and $\Lambda_{j,k,m}$ it holds that

$$|\Lambda_{j,k}| \lesssim k^2,\tag{11}$$

and

$$|\Lambda_{j,k,m}| \lesssim m.\tag{12}$$

The estimate (11) is obtained in the following way: If we have a vertex singularity, then

$$\text{Vol}(\Lambda_{j,k}) \sim (k2^{-j})^2 2^{-j} = k^2 2^{-j^3} = k^2 |I|,$$

thus, $|\Lambda_{j,k}| \lesssim k^2$.

The estimate (12) we get from the following observation:

$$\text{Vol}(\Lambda_{j,k,m}) \sim (m2^{-j}) 2^{-j} 2^{-j} = m 2^{-j^3} = m |I|,$$

hence $|\Lambda_{j,k,m}| \lesssim m$.

We proceed with the following strategy. In what follows we will give individual estimates for the following sets of wavelets.

In *Step 2* we consider the set $\Lambda_j^0 := \bigcup_{k \geq 1} \bigcup_{m \geq 1} \Lambda_{j,k,m}$, i.e., all of the wavelets except the ones whose supports are close to the vertex 0 and the edges M_j , but we consider also the wavelets whose supports intersect the smooth part of the surface of the cone.

Afterwards, in *Step 3* we consider the sets $\Lambda_{j,0}$, i.e., the wavelets with support near the vertex 0 .

Finally, in *Step 4* we deal with the set $\Lambda \setminus \{ \bigcup_j (\Lambda_j^0 \cup \Lambda_{j,0}) \}$, i.e., the wavelets with support

near the edges M_j . We denote this set by $\Lambda_{\text{edges} \setminus \text{vertex}}$.

Since in *Step 2* we consider also the wavelets with support intersecting the smooth part of the boundary of the cone (the faces), we make use of Stein's extension operator for the spaces $V_{\beta, \delta}^{l, p}(K)$ from Theorem 2.3.

As a preparation for our calculations in *Steps 2-4* we now estimate the coefficients $\langle \tilde{u}, \psi_I \rangle$. Let $I \in \Lambda_j^0$. We recall the approximation result of Whitney which says that for every I there exists a polynomial P_I of degree less than l , such that

$$\|\tilde{u} - P_I|_{L_p(Q(I))}\| \lesssim |Q(I)|^{l/3} |\tilde{u}|_{W_p^l(Q(I))} \sim |I|^{l/3} |\tilde{u}|_{W_p^l(Q(I))},$$

where $|\cdot|_{W_p^l}$ is the Sobolev seminorm,

$$|u|_{W_p^l(Q(I))} := \left(\int_{Q(I)} |\nabla^l u(x)|^p dx \right)^{1/p}.$$

Since ψ_I satisfies moment conditions of order up to l , it is orthogonal to any polynomial of degree up to $l-1$. Thus, putting $|\delta| := \delta_1 + \dots + \delta_n$, we can estimate the coefficients with the help of Hölder's inequality for $1 < p < \infty$,

$$\begin{aligned} |\langle \tilde{u}, \psi_I \rangle| &= |\langle \tilde{u} - P_I, \psi_I \rangle| \leq \|\tilde{u} - P_I|_{L_p(Q(I))}\| \cdot \|\psi_I|_{L_{p'}(Q(I))}\| \\ &\leq c |I|^{l/3} |\tilde{u}|_{W_p^l(Q(I))} |I|^{\frac{1}{2} - \frac{1}{p}} \\ &= c |I|^{\frac{1}{3} + \frac{1}{2} - \frac{1}{p}} \left(\int_{Q(I)} \sum_{|\alpha|=l} |\partial^\alpha \tilde{u}(x)|^p dx \right)^{1/p} \\ &\leq c |I|^{\frac{1}{3} + \frac{1}{2} - \frac{1}{p}} \rho_I^{|\delta| - \beta} r_I^{-|\delta|} \underbrace{\left(\sum_{|\alpha|=l} \int_{Q(I)} |x|^{p(\beta - |\delta|)} \prod_{k=1}^n r_k(x)^{p\delta_k} |\partial^\alpha \tilde{u}(x)|^p dx \right)^{1/p}}_{=: \mu_I} \\ &= c |I|^{\frac{1}{3} + \frac{1}{2} - \frac{1}{p}} \rho_I^{|\delta| - \beta} r_I^{-|\delta|} \mu_I, \end{aligned} \tag{13}$$

where we used that the cases $\beta > |\delta|$ and $\beta \leq |\delta|$ can be treated similarly by the following argument: One has for $I \in \Lambda_j^0$ that $I \in \Lambda_{j,k}$ for some $k \geq 1$. But then if $\beta > |\delta|$ we have $\rho_I^{-(\beta - |\delta|)} \lesssim (k2^{-j})^{-(\beta - |\delta|)}$, otherwise $\rho_I^{-(\beta - |\delta|)} \lesssim ((k+1)2^{-j})^{-(\beta - |\delta|)}$, because $k2^{-j} < \rho_I < (k+1)2^{-j}$. In particular, $\rho_I^{-(\beta - |\delta|)} \sim (k2^{-j})^{-(\beta - |\delta|)}$ for $I \in \Lambda_{j,k}$, $k \geq 1$.

Step 2: The set Λ_j^0 Using (13) and applying Hölder's inequality with $\frac{p}{\tau} > 1$ one has the following estimate,

$$\begin{aligned} &\sum_{(I, \psi) \in \Lambda_j^0} |I|^{(\frac{1}{p} - \frac{1}{2})\tau} |\langle \tilde{u}, \psi_I \rangle|^\tau \\ &\lesssim \sum_{(I, \psi) \in \Lambda_j^0} |I|^{(\frac{1}{p} - \frac{1}{2})\tau} |I|^{(l/3 + 1/2 - 1/p)\tau} \rho_I^{(|\delta| - \beta)\tau} r_I^{-|\delta|\tau} \mu_I^\tau \\ &\lesssim \underbrace{\left(\sum_{(I, \psi) \in \Lambda_j^0} (|I|^{l\tau/3} \rho_I^{(|\delta| - \beta)\tau} r_I^{-|\delta|\tau})^{\frac{p}{p-\tau}} \right)^{\frac{p-\tau}{p}}}_{=: I} \underbrace{\left(\sum_{(I, \psi) \in \Lambda_j^0} \mu_I^p \right)^{\frac{\tau}{p}}}_{=: II}. \end{aligned} \tag{14}$$

The second term II can be estimated from above using the fact that there is a controlled overlap between the cubes $Q(I)$, thus every $x \in K$ is contained in a finite number of cubes $Q(I)$. This gives

$$\begin{aligned} \left(\sum_{(I,\psi) \in \Lambda_j^0} \mu_I^p \right)^{\frac{1}{p}} &= \left(\sum_{(I,\psi) \in \Lambda_j^0} \sum_{|\alpha|=l} \int_{Q(I)} |x|^{p(\beta-|\delta|)} \prod_{k=1}^n r_k(x)^{p\delta_k} |\partial^\alpha \tilde{u}(x)|^p dx \right)^{\frac{1}{p}} \\ &\lesssim \left(\sum_{|\alpha|=l} \int_K |x|^{p(\beta-|\delta|)} \prod_{k=1}^n r_k(x)^{p\delta_k} |\partial^\alpha \tilde{u}(x)|^p dx \right)^{\frac{1}{p}} \\ &\leq \|u\|_{V_{\beta,\delta}^{l,p}(K)}. \end{aligned}$$

For the first term I using $|\Lambda_{j,k}| \lesssim k^2$ and $|\Lambda_{j,k,m}| \lesssim m$ one obtains

$$\begin{aligned} I &= \left(\sum_{(I,\psi) \in \Lambda_j^0} (|I|^{l\tau/3} \rho_I^{(|\delta|-\beta)\tau} r_I^{-|\delta|\tau})^{\frac{p}{p-\tau}} \right)^{\frac{p-\tau}{p}} \\ &\lesssim \left(\sum_{k=1}^{2^j} \sum_{m=1}^{ck} \sum_{(I,\psi) \in \Lambda_{j,k,m}} (|I|^{l\tau/3} \rho_I^{(|\delta|-\beta)\tau} r_I^{-|\delta|\tau})^{\frac{p}{p-\tau}} \right)^{\frac{p-\tau}{p}} \\ &\lesssim \left(\sum_{k=1}^{2^j} \sum_{m=1}^{ck} m (|I|^{l\tau/3} (k2^{-j})^{(|\delta|-\beta)\tau} (m2^{-j})^{-|\delta|\tau})^{\frac{p}{p-\tau}} \right)^{\frac{p-\tau}{p}} \\ &= \left(\sum_{k=1}^{2^j} \sum_{m=1}^{ck} m (2^{-jl\tau-j(|\delta|-\beta)\tau+j|\delta|\tau} k^{(|\delta|-\beta)\tau} m^{-|\delta|\tau})^{\frac{p}{p-\tau}} \right)^{\frac{p-\tau}{p}} \\ &= \left(\sum_{k=1}^{2^j} k^{(|\delta|-\beta)\tau \frac{p}{p-\tau}} 2^{-j\tau(l-\beta) \frac{p}{p-\tau}} \left(\sum_{m=1}^{ck} m^{1-|\delta|\tau \frac{p}{p-\tau}} \right) \right)^{\frac{p-\tau}{p}} =: \textcircled{*}. \end{aligned} \quad (15)$$

Subject to the exponents of k and m in the sums above (i.e., distinguishing between exponents $\alpha < -1$, $\alpha = -1$, $\alpha > -1$), we have three times three cases. We first consider the cases according to m using

$$\sum_{m=1}^{ck} m^\alpha \sim \begin{cases} k^{\alpha+1} & \text{if } \alpha > -1, \\ 1 & \text{if } \alpha < -1, \\ \log(k+1) & \text{if } \alpha = -1, \end{cases} \quad (16)$$

and then the subcases according to k .

Case 1 Exponent of $m > -1$:

$$1 - |\delta|\tau \frac{p}{p-\tau} > -1 \quad \iff \quad 2 > |\delta|\tau \frac{p}{p-\tau} \quad \iff \quad \frac{2}{3}r > |\delta|,$$

where we used that $\frac{1}{\tau} = \frac{r}{3} + \frac{1}{p}$, i.e., $r = 3\left(\frac{p-\tau}{p\tau}\right)$. In (15) we obtain

$$\begin{aligned}
\circledast &\lesssim 2^{-j\tau(l-\beta)} \left(\sum_{k=1}^{2^j} k^{(|\delta|-\beta)\tau\frac{p}{p-\tau}} k^{1-|\delta|\tau\frac{p}{p-\tau}+1} \right)^{\frac{p-\tau}{p}} \\
&= 2^{-j\tau(l-\beta)} \left(\sum_{k=1}^{2^j} k^{2-\beta\tau\frac{p}{p-\tau}} \right)^{\frac{p-\tau}{p}} \\
&= 2^{-j\tau(l-\beta)} \left(\sum_{k=1}^{2^j} k^{2-\frac{3\beta}{r}} \right)^{\frac{p-\tau}{p}}. \tag{17}
\end{aligned}$$

Case 2 Exponent of $m < -1$:

$$1 - |\delta|\tau\frac{p}{p-\tau} < -1 \iff \frac{2}{3}r < |\delta|$$

Then,

$$\sum_{m=1}^k m^{1-|\delta|\tau\frac{p}{p-\tau}} \lesssim 1,$$

which inserted in (15) yields

$$\begin{aligned}
\circledast &\lesssim 2^{-j\tau(l-\beta)} \left(\sum_{k=1}^{2^j} k^{(|\delta|-\beta)\tau\frac{p}{p-\tau}} \right)^{\frac{p-\tau}{p}} \\
&= 2^{-j\tau(l-\beta)} \left(\sum_{k=1}^{2^j} k^{(|\delta|-\beta)\frac{3}{r}} \right)^{\frac{p-\tau}{p}}. \tag{18}
\end{aligned}$$

Case 3 Exponent of $m = -1$:

$$1 - |\delta|\tau\frac{p}{p-\tau} = -1 \iff \frac{2}{3}r = |\delta|$$

Then,

$$\circledast \lesssim 2^{-j\tau(l-\beta)} \left(\sum_{k=1}^{2^j} k^{(|\delta|-\beta)\frac{3}{r}} \log(k+1) \right)^{\frac{p-\tau}{p}}.$$

We consider the subcases of *Case 1*. The exponent of k in (17) can be greater, smaller and equal to -1 , which gives us three subcases, $r > \beta$, $r < \beta$, $r = \beta$ with consideration $2 - \frac{3\beta}{r} < -1 \iff \frac{\beta}{r} > 1 \iff \beta > r$. Using the calculations

$$\sum_{k=1}^{2^j} k^\beta \sim \begin{cases} (2^j)^{\beta+1} & \text{if } \beta > -1, \\ 1 & \text{if } \beta < -1, \\ j+1 & \text{if } \beta = -1, \end{cases} \tag{19}$$

one obtains from (15) and (17),

$$\begin{aligned} & \left(\sum_{(I,\psi) \in \Lambda_j^0} (|I|^{l\tau/3} \rho_I^{(|\delta|-\beta)\tau} r_I^{-|\delta|\tau})^{\frac{p}{p-\tau}} \right)^{\frac{p-\tau}{p}} \\ & \lesssim 2^{-j\tau(l-\beta)} \begin{cases} 2^{j(r-\beta)\tau} & \text{if } r > \beta \quad \text{Case 1.1} \\ 1 & \text{if } r < \beta \quad \text{Case 1.2} \\ (j+1)^{\frac{p-\tau}{p}} & \text{if } r = \beta \quad \text{Case 1.3.} \end{cases} \end{aligned}$$

Using a similar argument for *Case 2* ($\frac{2}{3}r < |\delta|$) we see that

$$\begin{aligned} & \left(\sum_{(I,\psi) \in \Lambda_j^0} (|I|^{l\tau/3} \rho_I^{(|\delta|-\beta)\tau} r_I^{-|\delta|\tau})^{\frac{p}{p-\tau}} \right)^{\frac{p-\tau}{p}} \\ & \lesssim 2^{-j\tau(l-\beta)} \begin{cases} 2^{j(\frac{p-\tau}{p} + (|\delta|-\beta)\tau)} & \text{if } r > 3(\beta - |\delta|) \quad \text{Case 2.1} \\ 1 & \text{if } r < 3(\beta - |\delta|) \quad \text{Case 2.2} \\ (j+1)^{\frac{p-\tau}{p}} & \text{if } r = 3(\beta - |\delta|) \quad \text{Case 2.3,} \end{cases} \end{aligned}$$

where we considered again the exponent of k , $(|\delta| - \beta)\frac{3}{r} < -1 \iff r < 3(\beta - |\delta|)$. And for the *Case 3* ($\frac{2}{3}r = |\delta|$) we have

$$\begin{aligned} & \left(\sum_{(I,\psi) \in \Lambda_j^0} (|I|^{l\tau/3} \rho_I^{(|\delta|-\beta)\tau} r_I^{-|\delta|\tau})^{\frac{p}{p-\tau}} \right)^{\frac{p-\tau}{p}} \\ & \lesssim 2^{-j\tau(l-\beta)} (j+1)^{\frac{p-\tau}{p}} \begin{cases} 2^{j((|\delta|-\beta)\tau + \frac{p-\tau}{p})} & \text{if } r > \beta \quad \text{Case 3.1} \\ 1 & \text{if } r < \beta \quad \text{Case 3.2} \\ (j+1)^{\frac{p-\tau}{p}} & \text{if } r = \beta \quad \text{Case 3.3.} \end{cases} \end{aligned}$$

Now we put $\Lambda^0 = \bigcup_{j \geq 0} \Lambda_j^0$ and summarize the results from above according to the 9 cases.

Summing over j from $0, \dots, \infty$ finally yields

(1.1)

$$\begin{aligned} \sum_{(I,\psi) \in \Lambda^0} |I|^{(\frac{1}{p}-\frac{1}{2})\tau} |\langle \tilde{u}, \psi_I \rangle|^\tau & \lesssim \sum_{j \geq 0} 2^{-j\tau(l-\beta) + j3\frac{p-\tau}{p} - j\beta\tau} \|u|V_{\beta,\delta}^{l,p}(K)\|^\tau \\ & \lesssim \|u|V_{\beta,\delta}^{l,p}(K)\|^\tau, \end{aligned}$$

if $\tau l > 3\frac{p-\tau}{p} \iff l > r$.

(1.2)

$$\begin{aligned} \sum_{(I,\psi) \in \Lambda^0} |I|^{(\frac{1}{p}-\frac{1}{2})\tau} |\langle \tilde{u}, \psi_I \rangle|^\tau & \lesssim \sum_{j \geq 0} 2^{-j\tau(l-\beta)} \|u|V_{\beta,\delta}^{l,p}(K)\|^\tau \\ & \lesssim \|u|V_{\beta,\delta}^{l,p}(K)\|^\tau, \end{aligned}$$

if $l - \beta > 0$.

(1.3) Summing over j incorporates Case 1.3 in Case 1.2 with the following calculation:

$$\sum_{j \geq 0} 2^{-j(l-\beta)\tau} (\log 2^j + 1)^{\frac{p-\tau}{p}} \lesssim \sum_{j \geq 0} 2^{-j(l-\beta-\varepsilon)\tau},$$

because

$$(\log 2^j + 1)^{\frac{p-\tau}{p}} \leq (j+1)^{\frac{p-\tau}{p}} \leq (2^j)^{\varepsilon\tau}$$

for $j \geq j_0$ and $\varepsilon > 0$ small by the following argument: One has for $\varepsilon > 0$, that

$$\lim_{x \rightarrow \infty} \frac{\ln x}{x^\varepsilon} = 0.$$

Thus, $\ln x \leq x^\varepsilon$ for $x \geq x_0$ large enough. Hence,

$$\ln j \leq j^\varepsilon \text{ for } j \geq j_0,$$

and then

$$j \leq 2^{j^\varepsilon} \text{ for } j \geq j_0 \text{ and } \varepsilon \text{ sufficiently small.}$$

Since $j \leq j+1 \leq 2j$ for all $j \geq 1$, we have

$$\begin{aligned} j+1 &< 2j \leq 2 \cdot 2^{j^\varepsilon} \\ j+1 &\lesssim 2^{j^\varepsilon} \\ (j+1)^{\frac{p-\tau}{p}} &\lesssim 2^{j^\varepsilon \frac{p-\tau}{p}} =: 2^{j^{\varepsilon'}} \text{ with } \varepsilon' := \varepsilon \frac{p-\tau}{p}. \end{aligned}$$

Thus, if we replace ε by $\varepsilon\tau$, we have

$$(j+1)^{\frac{p-\tau}{p}} \leq 2^{j^{\varepsilon\tau}}.$$

And hence,

$$\sum_{j \geq 0} 2^{-j(l-\beta-\varepsilon)\tau} < \infty$$

if

$$l - \beta - \varepsilon > 0 \iff l > \beta - \varepsilon,$$

thus, $l > \beta$ is sufficient.

(2.1)

$$\begin{aligned} \sum_{(I, \psi) \in \Lambda^0} |I|^{\left(\frac{1}{p} - \frac{1}{2}\right)\tau} |\langle \tilde{u}, \psi_I \rangle|^\tau &\lesssim \sum_{j \geq 0} 2^{-j\tau(l-\beta) + j\frac{p-\tau}{p} + j(|\delta|-\beta)\tau} \|u|V_{\beta, \delta}^{l, p}(K)\|^\tau \\ &\lesssim \|u|V_{\beta, \delta}^{l, p}(K)\|^\tau, \end{aligned}$$

if $\tau l - |\delta|\tau - \frac{p-\tau}{p} > 0 \iff l - |\delta| > \frac{\tau}{3}$.

(2.2) This case gives the same condition as (1.2).

(2.3) Summing over j incorporates Case 2.3 in Case 2.2 as before.

(3.1)-(3.3) With the following consideration summing over j incorporates Case 3 in Case 2:

$$\begin{aligned}
& 2^{-j\tau(l-\beta)} \left(\sum_{k=1}^{2^j} k^{(|\delta|-\beta)\frac{3}{r}} \log(k+1) \right)^{\frac{p-\tau}{p}} \\
& \lesssim 2^{-j\tau(l-\beta)} (j+1)^{\frac{p-\tau}{p}} \left(\sum_{k=1}^{2^j} k^{(|\delta|-\beta)\frac{3}{r}} \right)^{\frac{p-\tau}{p}} \\
& \lesssim 2^{-j\tau(l-\beta-\varepsilon')} \left(\sum_{k=1}^{2^j} k^{(|\delta|-\beta)\frac{3}{r}} \right)^{\frac{p-\tau}{p}},
\end{aligned}$$

where we used again that

$$(j+1)^{\frac{p-\tau}{p}} \lesssim 2^{j\varepsilon} \text{ for } j \geq j_0,$$

thus, we arrive at Case 2.

Step 3: The set $\Lambda_{j,0}$ We use for the estimate that the dimension of the vertex $\bar{\delta} = 0$, hence

$|\Lambda_{j,0}| \lesssim 2^{j\bar{\delta}} \sim 1$. We leave $\bar{\delta}$ in the calculations, because then one can understand better

Step 4, where we make the same calculations with $\bar{\delta} = 1$. Now we recall that $\tilde{u} \in B_{p,p}^s(\mathbb{R}^3)$.

An application of Hölder's inequality yields

$$\begin{aligned}
\sum_{(I,\psi) \in \Lambda_{j,0}} |I|^{(\frac{1}{p}-\frac{1}{2})\tau} |\langle \tilde{u}, \psi_I \rangle|^\tau & \lesssim 2^{j\bar{\delta}\frac{p-\tau}{p}} \left(\sum_{(I,\psi) \in \Lambda_{j,0}} 2^{-j3(\frac{1}{p}-\frac{1}{2})p} |\langle \tilde{u}, \psi_I \rangle|^p \right)^{\tau/p} \\
& = 2^{j\bar{\delta}\frac{p-\tau}{p}} 2^{-js\tau} \left(\sum_{(I,\psi) \in \Lambda_{j,0}} 2^{j(s+\frac{3}{2}-\frac{3}{p})p} |\langle \tilde{u}, \psi_I \rangle|^p \right)^{\tau/p}.
\end{aligned}$$

Summing over j and using Hölder's inequality again one has

$$\begin{aligned}
\sum_{j \geq 0} \sum_{(I,\psi) \in \Lambda_{j,0}} |I|^{(\frac{1}{p}-\frac{1}{2})\tau} |\langle \tilde{u}, \psi_I \rangle|^\tau & \lesssim \sum_{j \geq 0} 2^{j\bar{\delta}\frac{p-\tau}{p}} 2^{-js\tau} \left(\sum_{(I,\psi) \in \Lambda_{j,0}} 2^{j(s+\frac{3}{2}-\frac{3}{p})p} |\langle \tilde{u}, \psi_I \rangle|^p \right)^{\tau/p} \\
& \lesssim \left(\sum_{j \geq 0} 2^{-js\frac{p\tau}{p-\tau}} 2^{j\bar{\delta}} \right)^{\frac{p-\tau}{p}} \left(\sum_{j \geq 0} \sum_{(I,\psi) \in \Lambda_{j,0}} 2^{j(s+\frac{3}{2}-\frac{3}{p})p} |\langle \tilde{u}, \psi_I \rangle|^p \right)^{\tau/p} \\
& \lesssim \|\tilde{u}\|_{B_{p,p}^s(\mathbb{R}^3)}^\tau \\
& \lesssim \|u\|_{B_{p,p}^s(K)}^\tau, \tag{20}
\end{aligned}$$

under the condition

$$0 = \bar{\delta} < \frac{sp\tau}{p-\tau} \iff 0 < s\frac{3}{r},$$

which is always satisfied since $s > 0$ and $r > 0$.

Step 4: The set $\Lambda_{\text{edges} \setminus \text{vertex}}$ This case is very similar to *Step 3*, but now close to the edges the dimension of the singular set is one, i.e. $\bar{\delta} = 1$. Therefore, $|\Lambda_{\text{edges} \setminus \text{vertex}}| \lesssim 2^{j\bar{\delta}} = 2^j$.

The calculation is the same as in *Step 3*, the only differences are that $\bar{\delta} = 1$ and the sum $\sum_{(I,\psi) \in \Lambda_{j,0}}$ is replaced by $\sum_{(I,\psi) \in \Lambda_{\text{edges} \setminus \text{vertex}}}$. Hence, the new condition is

$$1 = \tilde{\delta} < \frac{sp\tau}{p-\tau} = \frac{3s}{r} \iff r < 3s.$$

In conclusion, Steps 2-4 show that under the given restrictions on the parameters we have (9) with constant independent of u which completes the proof. \square

3.2 Embeddings with negative components of δ

By some refinements in the proof of Theorem 3.1, we can extend the previous results to parameters δ with negative components.

Theorem 3.2. *Let K be a bounded polyhedral cone in \mathbb{R}^3 . Then we have a continuous embedding*

$$V_{\beta, \delta}^{l,p}(K) \cap B_{p,p}^s(K) \hookrightarrow B_{\tau, \tau}^r(K), \quad \frac{1}{\tau} = \frac{r}{3} + \frac{1}{p}, \quad 1 < p < \infty,$$

where $\delta = (\delta_1, \dots, \delta_n) \in \mathbb{R}^n$ with at least one negative component, $l \in \mathbb{N}_0$, $\beta \in \mathbb{R}$, $l > \beta$, $r < 3s$ and

$$r < \min \left\{ |\delta|, \frac{3}{2}(\beta - |\delta|^+) \right\},$$

or

$$\frac{3}{2}(\beta - |\delta|^+) < r < \min \left\{ |\delta|, \frac{3}{2}(l - |\delta|^+) \right\},$$

or

$$\max \left\{ \frac{3}{2}(l - |\delta|^+), \frac{3}{2}(\beta - |\delta|^+), |\delta|, \frac{3}{4}\beta \right\} < r < \min \left\{ \frac{3}{2}|\delta|^+, \frac{3}{4}l \right\},$$

or

$$\max \left\{ |\delta|, \frac{3}{4}\beta \right\} < r < \min \left\{ \frac{3}{2}|\delta|^+, \frac{3}{4}l, \frac{3}{2}(\beta - |\delta|^+) \right\},$$

or

$$\max \left\{ |\delta|, \frac{3}{2}(\beta - |\delta|^+) \right\} < r < \min \left\{ \frac{3}{2}|\delta|^+, \frac{3}{4}\beta, \frac{3}{2}(l - |\delta|^+) \right\},$$

or

$$|\delta| < r < \min \left\{ \frac{3}{2}|\delta|^+, \frac{3}{4}\beta, \frac{3}{2}(\beta - |\delta|^+) \right\},$$

or

$$\max \left\{ \frac{3}{2}|\delta|^+, \frac{3}{4}\beta \right\} < r < \frac{3}{4}l,$$

or

$$\frac{3}{2}|\delta|^+ < r < \frac{3}{4}\beta. \tag{21}$$

Proof. The proof is a refinement of the estimates from Theorem 3.1. We only have to modify Steps 1 and 2, but Steps 3, 4 remain the same.

We consider a layer L of the cone, where $\rho_l \sim k2^{-j}$ and denote the vertices derived from the intersection of the layer and the boundary of the cone by E_1, \dots, E_n . Moreover, we set

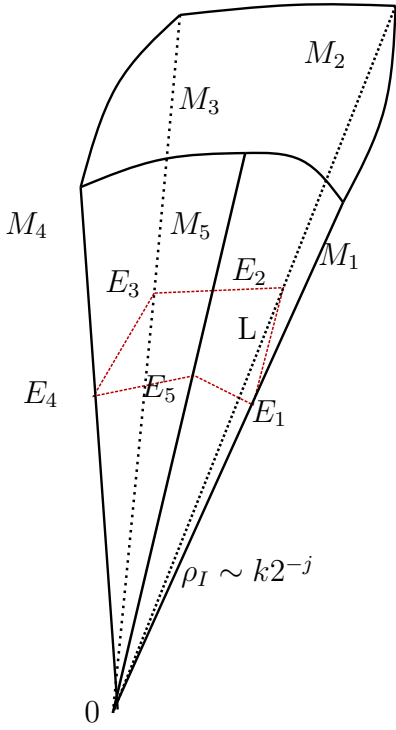


Figure 3: Cone K

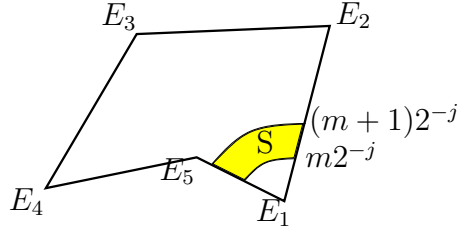


Figure 4: Layer L

$\text{dist}(E_i, E_l) := C_{i,l}k2^{-j}$, where the constant $C_{i,l}$ is independent of j and k . We illustrate the cone and the above defined layer L in Figures 3 and 4.

Furthermore, we consider the slice S defined as

$$S := \{x \in L : \text{dist}(x, E_1) \in [m2^{-j}, (m+1)2^{-j}]\},$$

which satisfies $\text{Vol}(S) \sim m2^{-2j}$.

Without loss of generality we can assume that δ has the form

$$\delta = (\delta_1, \dots, \delta_n) \text{ with } \delta_1, \dots, \delta_{L-1} \geq 0 \text{ and } \delta_L, \dots, \delta_n < 0.$$

Moreover, we put $|\delta| = \delta_1 + \dots + \delta_n$, $|\delta|^+ := \delta_1 + \dots + \delta_{L-1}$, $|\delta|^- := \delta_L + \dots + \delta_n$, and split the function r_I into two parts depending on the sign of the components of δ :

$$r_I^+ := \min_{j=1, \dots, L-1} \min_{x \in Q(I)} r_j(x),$$

$$r_I^- := \max_{j=L, \dots, n} \max_{x \in Q(I)} r_j(x),$$

where $\text{supp } Q(I) \cap L \neq \emptyset$.

According to the notations in (10) we set

$$\Lambda_{j,k,(m_1,m_2)} := \{I \in \Lambda_{j,k} : 2^{-j}m_1 \leq r_I^+ \leq 2^{-j}(m_1+1),$$

$$2^{-j}m_2 \leq r_I^- \leq 2^{-j}(m_2+1)\},$$

where $m_1, m_2 \in \mathbb{N}$.

Concerning the cardinality of $\Lambda_{j,k,(m_1,m_2)}$, let $A := \min_{i \neq l} C_{i,l}$ and $B := \max C_{i,l}$, where

$i, l \in \{1, \dots, n\}$. By the definitions one can see that $m_1 \leq Bk$ and $m_2 \leq Bk$. If $m_1 > Bk$ or $m_2 > Bk$ no suitable I exists. Thus, $\max(m_1, m_2) \leq Bk$.

By a similar reasoning as in Theorem 3.1 we get

$$|\Lambda_{j,k,(m_1,m_2)}| \lesssim \min(m_1, m_2), \quad (22)$$

since the cubes I under consideration now satisfy both conditions with m_1 and m_2 , respectively. Moreover, the calculations from Theorem 3.1 stay correct subject to some modifications because of r_I^+ and r_I^- . In particular, a suitable modification of formula (13) now yields

$$|\langle \tilde{u}, \psi_I \rangle| \leq c |I|^{\frac{1}{3} + \frac{1}{2} - \frac{1}{p}} \rho_I^{|\delta| - \beta} (r_I^+)^{-|\delta|^+} (r_I^-)^{-|\delta|^-} \mu_I.$$

This together with the following calculation

$$\begin{aligned} & \left(\sum_{I \in \Lambda_{j,k,(m_1,m_2)}} (r_I^+)^{-\tau|\delta|^+ - \frac{p}{p-\tau}} (r_I^-)^{-\tau|\delta|^- - \frac{p}{p-\tau}} \right)^{\frac{p-\tau}{p}} \\ & \leq 2^{-j(-\tau)|\delta|} \left(\sum_{I \in \Lambda_{j,k,(m_1,m_2)}} m_1^{-\tau \frac{p}{p-\tau} |\delta|^+} m_2^{-\tau \frac{p}{p-\tau} |\delta|^-} \right)^{\frac{p-\tau}{p}} \\ & \lesssim 2^{j\tau|\delta|} m_1^{-\tau|\delta|^+} m_2^{-\tau|\delta|^-} \cdot \min(m_1, m_2)^{\frac{p-\tau}{p}}, \end{aligned}$$

where in the last step we used (22), gives the following substitute of (14) in *Step 2* of Theorem 3.1:

$$\begin{aligned} & \sum_{(I,\psi) \in \Lambda_j^0} |I|^{\left(\frac{1}{p} - \frac{1}{2}\right)\tau} |\langle \tilde{u}, \psi_I \rangle|^\tau \\ & \lesssim \sum_{(I,\psi) \in \Lambda_j^0} |I|^{\left(\frac{1}{p} - \frac{1}{2}\right)\tau} |I|^{(l/3 + 1/2 - 1/p)\tau} \rho_I^{(|\delta| - \beta)\tau} (r_I^+)^{-\tau|\delta|^+} (r_I^-)^{-\tau|\delta|^-} \mu_I^\tau \\ & \lesssim \underbrace{\left(\sum_{(I,\psi) \in \Lambda_j^0} (|I|^{l\tau/3} \rho_I^{(|\delta| - \beta)\tau} (r_I^+)^{-\tau|\delta|^+} (r_I^-)^{-\tau|\delta|^-})^{\frac{p}{p-\tau}} \right)^{\frac{p-\tau}{p}}}_{=: I} \underbrace{\left(\sum_{(I,\psi) \in \Lambda_j^0} \mu_I^p \right)^{\frac{\tau}{p}}}_{=: II} \end{aligned}$$

The estimate for term II stays as in *Step 2*, but for term I we now have to modify the calculations as follows:

$$\begin{aligned} & \left(\sum_{(I,\psi) \in \Lambda_j^0} (|I|^{l\tau/3} \rho_I^{(|\delta| - \beta)\tau} (r_I^+)^{-\tau|\delta|^+} (r_I^-)^{-\tau|\delta|^-})^{\frac{p}{p-\tau}} \right)^{\frac{p-\tau}{p}} \\ & = \left(\sum_{k=1}^{2^j} \sum_{m_1=1}^{Bk} \sum_{m_2=1}^{Bk} \sum_{(I,\psi) \in \Lambda_{j,k,(m_1,m_2)}} (|I|^{l\tau/3} \rho_I^{(|\delta| - \beta)\tau} (r_I^+)^{-\tau|\delta|^+} (r_I^-)^{-\tau|\delta|^-})^{\frac{p}{p-\tau}} \right)^{\frac{p-\tau}{p}} \\ & \lesssim \left(\sum_{k=1}^{2^j} \sum_{m_1=1}^{Bk} \sum_{m_2=1}^{Bk} \min(m_1, m_2) (|I|^{l\tau/3} (k2^{-j})^{(|\delta| - \beta)\tau} (m_1^{-\tau|\delta|^+} m_2^{-\tau|\delta|^-}) 2^{j\tau|\delta|})^{\frac{p}{p-\tau}} \right)^{\frac{p-\tau}{p}} \end{aligned}$$

$$\begin{aligned}
&= \left(\sum_{k=1}^{2^j} \sum_{m_1=1}^{Bk} \sum_{m_2=1}^{Bk} \min(m_1, m_2) (2^{-jl\tau-j(|\delta|-\beta)\tau+j|\delta|\tau} k^{(|\delta|-\beta)\tau} m_1^{-\tau|\delta|^+} m_2^{-\tau|\delta|^-})^{\frac{p-\tau}{p}} \right)^{\frac{p-\tau}{p}} \\
&= 2^{-j\tau(l-\beta)} \left(\sum_{k=1}^{2^j} k^{(|\delta|-\beta)\tau \frac{p}{p-\tau}} \left(\sum_{m_1=1}^{Bk} \sum_{m_2=1}^{m_1} m_1^{-\tau|\delta|^+ \frac{p}{p-\tau}} m_2^{-\tau|\delta|^- \frac{p}{p-\tau}} m_2 \right. \right. \\
&\quad \left. \left. + \sum_{m_1=1}^{Bk} \sum_{m_2=m_1+1}^{Bk} m_1^{-\tau|\delta|^+ \frac{p}{p-\tau}} m_2^{-\tau|\delta|^- \frac{p}{p-\tau}} m_1 \right) \right)^{\frac{p-\tau}{p}} \\
&\lesssim 2^{-j\tau(l-\beta) \frac{p}{p-\tau}} \left(\sum_{k=1}^{2^j} k^{(|\delta|-\beta)\tau \frac{p}{p-\tau}} \left[\sum_{m_1=1}^{Bk} m_1^{-\tau|\delta|^+ \frac{p}{p-\tau}} m_1^{-\tau|\delta|^- \frac{p}{p-\tau}+2} \right. \right. \\
&\quad \left. \left. + \sum_{m_2=1}^{Bk} m_2^{-\tau|\delta|^- \frac{p}{p-\tau}} \sum_{m_1=1}^{m_2} m_1^{-\tau|\delta|^+ \frac{p}{p-\tau}+1} \right] \right)^{\frac{p-\tau}{p}}, \tag{23}
\end{aligned}$$

where in the last step the estimate for the first term is valid since the exponent of m_2 is > 0 and in the second term we interchanged the order of the summation.

We need to distinguish several cases according to the exponents of m_1 and m_2 . Note that we do not deal with the case when the exponent is equal to -1 in order to keep our presentation as simple as possible: as in Theorem 3.1 when finally summing over j this particular case can be incorporated in the other cases and gives no additional information.

$$\begin{aligned}
(a) \quad &\sum_{m_1=1}^{Bk} m_1^{-\frac{p\tau}{p-\tau}|\delta|^+2} \lesssim \begin{cases} 1 & \text{if } -\frac{p\tau}{p-\tau}|\delta| + 2 < -1 \iff 3\frac{p-\tau}{p\tau} < |\delta| \\ k^{3-\frac{p\tau}{p-\tau}|\delta|} & \text{if } -\frac{p\tau}{p-\tau}|\delta| + 2 > -1 \iff 3\frac{p-\tau}{p\tau} > |\delta| \end{cases} \\
(b) \quad &\sum_{m_1=1}^{m_2} m_1^{-\tau|\delta|^+ \frac{p}{p-\tau}+1} \lesssim \begin{cases} 1 & \text{if } -\tau|\delta|^+ \frac{p}{p-\tau} + 1 < -1 \iff 2\frac{p-\tau}{p\tau} < |\delta|^+ \\ m_2^{-\tau|\delta|^+ \frac{p}{p-\tau}+2} & \text{if } -\tau|\delta|^+ \frac{p}{p-\tau} + 1 > -1 \iff 2\frac{p-\tau}{p\tau} > |\delta|^+ \end{cases}
\end{aligned}$$

Moreover, for the first case of (b) we further have

$$(c) \quad \sum_{m_2=1}^{Bk} m_2^{-\tau|\delta|^- \frac{p}{p-\tau}} \lesssim \begin{cases} 1 & \text{if } -\tau|\delta|^- \frac{p}{p-\tau} < -1 \iff \frac{p-\tau}{p\tau} < |\delta|^- \\ k^{-\frac{p\tau}{p-\tau}|\delta|^-+1} & \text{if } -\tau|\delta|^- \frac{p}{p-\tau} > -1 \iff \frac{p-\tau}{p\tau} > |\delta|^- \end{cases}.$$

For the time being we focus on the most interesting cases. From (a)-(c) we obtain in (23) that

$$\begin{aligned}
&2^{-j\tau(l-\beta)} \left(\sum_{k=1}^{2^j} k^{(|\delta|-\beta)\tau \frac{p}{p-\tau}} \left[\sum_{m_1=1}^{Bk} m_1^{-\tau|\delta| \frac{p}{p-\tau}+2} \right. \right. \\
&\quad \left. \left. + \sum_{m_2=1}^{Bk} m_2^{-\tau|\delta|^- \frac{p}{p-\tau}} \sum_{m_1=1}^{m_2} m_1^{-\tau|\delta|^+ \frac{p}{p-\tau}+1} \right] \right)^{\frac{p-\tau}{p}} \\
&\lesssim 2^{-j\tau(l-\beta)} \left(\sum_{k=1}^{2^j} k^{(|\delta|-\beta)\tau \frac{p}{p-\tau}} [1 + k^{-\frac{p\tau}{p-\tau}|\delta|^-+1}] \right)^{\frac{p-\tau}{p}}
\end{aligned}$$

for the case $3\frac{p-\tau}{p\tau} < |\delta|$, $2\frac{p-\tau}{p\tau} < |\delta|^+$, and $\frac{p-\tau}{p\tau} > |\delta|^-$.

We can further estimate

$$\begin{aligned}
& 2^{-j\tau(l-\beta)} \left(\sum_{k=1}^{2^j} k^{(|\delta|-\beta)\tau \frac{p}{p-\tau}} \underbrace{[1 + k^{-\frac{p\tau}{p-\tau}|\delta|^- + 1}]}_{\lesssim k^{-\frac{p\tau}{p-\tau}|\delta|^- + 1}} \right)^{\frac{p-\tau}{p}} \\
&= 2^{-j\tau(l-\beta)} \left(\sum_{k=1}^{2^j} k^{(|\delta|-\beta-|\delta|^-)\frac{p\tau}{p-\tau} + 1} \right)^{\frac{p-\tau}{p}} \\
&= 2^{-j\tau(l-\beta)} \left(\sum_{k=1}^{2^j} k^{(|\delta|^+ - \beta)\frac{p\tau}{p-\tau} + 1} \right)^{\frac{p-\tau}{p}} \\
&\lesssim 2^{-j\tau(l-\beta)} \begin{cases} 1 & \text{if } (|\delta|^+ - \beta)\frac{p\tau}{p-\tau} + 1 < -1 \iff r < \frac{3}{2}(\beta - |\delta|^+) \text{ (A)} \\ \left(2^{j[(|\delta|^+ - \beta)\frac{p\tau}{p-\tau} + 2]} \right)^{\frac{p-\tau}{p}} & \text{if } (|\delta|^+ - \beta)\frac{p\tau}{p-\tau} + 1 > -1 \iff r > \frac{3}{2}(\beta - |\delta|^+) \text{ (B)}. \end{cases}
\end{aligned}$$

Now we consider the case (A) and sum the estimate over j from $0, \dots, \infty$. This yields

$$\sum_{j \geq 0} 2^{-j\tau(l-\beta)} < \infty \iff \beta < l.$$

For case (B) we obtain

$$\begin{aligned}
& \sum_{j \geq 0} 2^{-j\tau(l-\beta)} 2^{j(|\delta|^+ - \beta)\tau + 2j \frac{p-\tau}{p}} \\
&= \sum_{j \geq 0} 2^{-j[\tau(l-|\delta|^+) - 2\frac{p-\tau}{p}]},
\end{aligned}$$

which is finite precisely, if

$$l - |\delta|^+ - 2\frac{p-\tau}{p\tau} > 0 \iff \frac{3}{2}(l - |\delta|^+) > r.$$

We summarize the conditions which we required in the proof using the relation $\frac{1}{3} = \frac{r}{3} + \frac{1}{p} \iff \frac{p-\tau}{p\tau} = \frac{r}{3}$:

- (i) $3\frac{p-\tau}{p\tau} < |\delta| \iff r < |\delta|$
- (ii) $2\frac{p-\tau}{p\tau} < |\delta|^+ \iff r < \frac{3}{2}|\delta|^+$
- (iii) $\frac{p-\tau}{p\tau} > |\delta|^- \iff r > 3|\delta|^-$
- (iv_A) $r < \frac{3}{2}(\beta - |\delta|^+)$
- (v_A) $\beta < l$
- (iv_B) $r > \frac{3}{2}(\beta - |\delta|^+)$
- (v_B) $\frac{3}{2}(l - |\delta|^+) > r.$

The assumption (iii) is always satisfied because $|\delta|^-$ is negative. Thus, according to the case (A), $u \in B_{\tau,\tau}^r(\mathbb{R}^3)$ for

$$r < \min\{|\delta|, \frac{3}{2}(\beta - |\delta|^+)\} \quad \text{and} \quad \beta < l,$$

since $\min(\frac{3}{2}|\delta|^+, |\delta|) = |\delta|$.

Moreover, according to case (B), $u \in B_{\tau,\tau}^r(\mathbb{R}^3)$ for

$$\frac{3}{2}(\beta - |\delta|^+) < r < \min\{|\delta|, \frac{3}{2}(l - |\delta|^+)\}.$$

Now we consider another interesting case, where we choose the second line from (a) and the first one from (b), i.e., when

$$3\frac{p-\tau}{p\tau} > |\delta| \quad \Longleftrightarrow \quad r > |\delta|$$

and

$$2\frac{p-\tau}{p\tau} < |\delta|^+ \quad \Longleftrightarrow \quad r < \frac{3}{2}|\delta|^+.$$

Then we obtain in (23) that

$$\begin{aligned} & 2^{-j\tau(l-\beta)} \left(\sum_{k=1}^{2^j} k^{(|\delta|-\beta)\tau\frac{p}{p-\tau}} \left[\sum_{m_1=1}^{Bk} m_1^{-\tau|\delta|\frac{p}{p-\tau}+2} \right. \right. \\ & \quad \left. \left. + \sum_{m_2=1}^{Bk} m_2^{-\tau|\delta|-\frac{p}{p-\tau}} \sum_{m_1=1}^{m_2} m_1^{-\tau|\delta|^+\frac{p}{p-\tau}+1} \right] \right)^{\frac{p-\tau}{p}} \\ & \lesssim 2^{-j\tau(l-\beta)} \left(\sum_{k=1}^{2^j} k^{(|\delta|-\beta)\tau\frac{p}{p-\tau}} \left[k^{3-\frac{p\tau}{p-\tau}|\delta|} + \sum_{m_2=1}^{Bk} m_2^{-\tau|\delta|-\frac{p}{p-\tau}} \right] \right)^{\frac{p-\tau}{p}} \\ & \lesssim 2^{-j\tau(l-\beta)} \left(\sum_{k=1}^{2^j} k^{(|\delta|-\beta)\tau\frac{p}{p-\tau}} \left[k^{3-\frac{p\tau}{p-\tau}|\delta|} + k^{-\frac{p\tau}{p-\tau}|\delta|^-+1} \right] \right)^{\frac{p-\tau}{p}} \\ & = 2^{-j\tau(l-\beta)} \left(\sum_{k=1}^{2^j} k^{-\beta\frac{p\tau}{p-\tau}+3} + \sum_{k=1}^{2^j} k^{(|\delta|^+-\beta)\frac{p\tau}{p-\tau}+1} \right)^{\frac{p-\tau}{p}} \\ & \lesssim 2^{-j\tau(l-\beta)} \left[\left(\sum_{k=1}^{2^j} k^{-\beta\frac{p\tau}{p-\tau}+3} \right)^{\frac{p-\tau}{p}} + \left(\sum_{k=1}^{2^j} k^{(|\delta|^+-\beta)\frac{p\tau}{p-\tau}+1} \right)^{\frac{p-\tau}{p}} \right] =: \star. \end{aligned} \quad (24)$$

Now we have four cases according to the exponents of k in (24). We consider the first one, when

$$-\beta\frac{p\tau}{p-\tau} + 3 > -1 \quad \Longleftrightarrow \quad \frac{3}{4}\beta < r$$

and

$$(|\delta|^+ - \beta)\frac{p\tau}{p-\tau} + 1 > -1 \quad \Longleftrightarrow \quad \frac{3}{2}(\beta - |\delta|^+) < r.$$

Then we obtain that

$$(i) \quad \star \lesssim 2^{-j\tau(l-\beta)} \left[\left((2^j)^{-\beta \frac{p\tau}{p-\tau} + 4} \right)^{\frac{p-\tau}{p}} + \left((2^j)^{(|\delta|^+ - \beta) \frac{p\tau}{p-\tau} + 2} \right)^{\frac{p-\tau}{p}} \right].$$

Now we consider the second case, when

$$-\beta \frac{p\tau}{p-\tau} + 3 > -1 \quad \iff \quad \frac{3}{4}\beta < r$$

and

$$(|\delta|^+ - \beta) \frac{p\tau}{p-\tau} + 1 < -1 \quad \iff \quad \frac{3}{2}(\beta - |\delta|^+) > r,$$

which imply

$$(ii) \quad \star \lesssim 2^{-j\tau(l-\beta)} \left[\left((2^j)^{-\beta \frac{p\tau}{p-\tau} + 4} \right)^{\frac{p-\tau}{p}} + 1 \right].$$

In the third case we have

$$-\beta \frac{p\tau}{p-\tau} + 3 < -1 \quad \iff \quad \frac{3}{4}\beta > r$$

and

$$(|\delta|^+ - \beta) \frac{p\tau}{p-\tau} + 1 > -1 \quad \iff \quad \frac{3}{2}(\beta - |\delta|^+) < r,$$

from which we obtain

$$(iii) \quad \star \lesssim 2^{-j\tau(l-\beta)} \left[1 + \left((2^j)^{(|\delta|^+ - \beta) \frac{p\tau}{p-\tau} + 2} \right)^{\frac{p-\tau}{p}} \right].$$

And for the fourth case we have the conditions

$$-\beta \frac{p\tau}{p-\tau} + 3 < -1 \quad \iff \quad \frac{3}{4}\beta > r$$

and

$$(|\delta|^+ - \beta) \frac{p\tau}{p-\tau} + 1 < -1 \quad \iff \quad \frac{3}{2}(\beta - |\delta|^+) > r.$$

Then we get that

$$(iv) \quad \star \lesssim 2^{-j\tau(l-\beta)}.$$

Now we sum the estimate over j from $0, \dots, \infty$. We detail only the first case (i), the other ones are very similar.

$$\begin{aligned} & \sum_{j \geq 0} 2^{-j\tau(l-\beta)} \left[\left((2^j)^{-\beta \frac{p\tau}{p-\tau} + 4} \right)^{\frac{p-\tau}{p}} + \left((2^j)^{(|\delta|^+ - \beta) \frac{p\tau}{p-\tau} + 2} \right)^{\frac{p-\tau}{p}} \right] \\ &= \sum_{j \geq 0} \left(2^{-j(\tau l - 4 \frac{p-\tau}{p})} + 2^{-j(\tau l - |\delta|^+ \tau - 2 \frac{p-\tau}{p})} \right), \end{aligned}$$

which is finite, if

$$\tau l - 4 \frac{p - \tau}{p} > 0 \quad \Longleftrightarrow \quad \frac{3}{4} l > r$$

and

$$\tau l - |\delta|^+ \tau - 2 \frac{p - \tau}{p} > 0 \quad \Longleftrightarrow \quad \frac{3}{2} (l - |\delta|^+) > r.$$

Now we consider the case (ii): For the first term we have the same condition as in (i), thus

$$\frac{3}{4} l > r,$$

and in the second term we have

$$\sum_{j \geq 0} 2^{-j\tau(l-\beta)} \cdot 1 < \infty \quad \Longleftrightarrow \quad l > \beta.$$

In the case (iii) we obtain the two conditions

$$l > \beta \quad \text{and} \quad \frac{3}{2} (l - |\delta|^+) > r.$$

Finally, in the last case (iv) for both terms we obtain the same condition, which is

$$l > \beta.$$

We summarize the conditions which we required in these cases. The function u belongs to the Besov space $B_{\tau,\tau}^r(\mathbb{R}^3)$ for

$$(i) \quad \max \left\{ \frac{3}{2} (l - |\delta|^+), \frac{3}{2} (\beta - |\delta|^+), |\delta|, \frac{3}{4} \beta \right\} < r < \min \left\{ \frac{3}{2} |\delta|^+, \frac{3}{4} l \right\},$$

and for

$$(ii) \quad \max \left\{ |\delta|, \frac{3}{4} \beta \right\} < r < \min \left\{ \frac{3}{2} |\delta|^+, \frac{3}{4} l, \frac{3}{2} (\beta - |\delta|^+) \right\}, \quad l > \beta,$$

and for

$$(iii) \quad \max \left\{ |\delta|, \frac{3}{2} (\beta - |\delta|^+) \right\} < r < \min \left\{ \frac{3}{2} |\delta|^+, \frac{3}{4} \beta, \frac{3}{2} (l - |\delta|^+) \right\}, \quad l > \beta,$$

and for

$$(iv) \quad |\delta| < r < \min \left\{ \frac{3}{2} |\delta|^+, \frac{3}{4} \beta, \frac{3}{2} (\beta - |\delta|^+) \right\}, \quad l > \beta.$$

Finally we consider one more case, when we choose the second line from (a), as well as from (b), i.e., when

$$3\frac{p-\tau}{p\tau} > |\delta| \iff r > |\delta|$$

and

$$\frac{p-\tau}{p\tau} > |\delta|^+ \iff r > \frac{3}{2}|\delta|^+,$$

hence,

$$r > \max\left(|\delta|, \frac{3}{2}|\delta|^+\right) = \frac{3}{2}|\delta|^+.$$

Then we obtain in (23) that

$$\begin{aligned} & 2^{-j\tau(l-\beta)} \left(\sum_{k=1}^{2^j} k^{(|\delta|-\beta)\tau\frac{p}{p-\tau}} \left[\sum_{m_1=1}^{Bk} m_1^{-\tau|\delta|\frac{p}{p-\tau}+2} \right. \right. \\ & \quad \left. \left. + \sum_{m_2=1}^{Bk} m_2^{-\tau|\delta|-\frac{p}{p-\tau}} \sum_{m_1=1}^{m_2} m_1^{-\tau|\delta|^+\frac{p}{p-\tau}+1} \right] \right)^{\frac{p-\tau}{p}} \\ & \lesssim 2^{-j\tau(l-\beta)} \left(\sum_{k=1}^{2^j} k^{(|\delta|-\beta)\tau\frac{p}{p-\tau}} \left[k^{3-\frac{p\tau}{p-\tau}|\delta|} + \sum_{m_2=1}^{Bk} \underbrace{m_2^{-\tau|\delta|-\frac{p}{p-\tau}} m_2^{-\tau|\delta|^+\frac{p}{p-\tau}+2}}_{=m_2^{-\tau|\delta|\frac{p}{p-\tau}+2}} \right] \right)^{\frac{p-\tau}{p}} =: \diamond. \quad (25) \end{aligned}$$

Since we have the condition $r > |\delta|$, we have in (25) that the exponent of m_2 is > -1 . Therefore,

$$\begin{aligned} \diamond & \lesssim 2^{-j\tau(l-\beta)} \left(\sum_{k=1}^{2^j} k^{(|\delta|-\beta)\tau\frac{p}{p-\tau}} \left[k^{3-\frac{p\tau}{p-\tau}|\delta|} + k^{-|\delta|\frac{p\tau}{p-\tau}+3} \right] \right)^{\frac{p-\tau}{p}} \\ & = 2^{-j\tau(l-\beta)} \left(\sum_{k=1}^{2^j} k^{(|\delta|-\beta)\tau\frac{p}{p-\tau}} \cdot 2 \cdot k^{3-\frac{p\tau}{p-\tau}|\delta|} \right)^{\frac{p-\tau}{p}} \\ & \lesssim 2^{-j\tau(l-\beta)} \left(\sum_{k=1}^{2^j} k^{3-\beta\frac{p\tau}{p-\tau}} \right)^{\frac{p-\tau}{p}} \\ & \lesssim 2^{-j\tau(l-\beta)} \begin{cases} \left[(2^j)^{3-\beta\frac{p\tau}{p-\tau}+1} \right]^{\frac{p-\tau}{p}} & \text{if } 3-\beta\frac{p\tau}{p-\tau} > -1 \iff r > \frac{3}{4}\beta \quad (C) \\ 1 & \text{if } 3-\beta\frac{p\tau}{p-\tau} < -1 \iff r < \frac{3}{4}\beta \quad (D). \end{cases} \end{aligned}$$

Summing over j from $0, \dots, \infty$, we obtain for case (C),

$$\sum_{j \geq 0} 2^{-j\tau(l-\beta)} 2^{j4\frac{p-\tau}{p}-j\beta\tau} = \sum_{j \geq 0} 2^{-j(\tau l - 4\frac{p-\tau}{p})},$$

which is finite, if

$$\tau l - 4 \frac{p - \tau}{p} > 0 \quad \iff \quad \frac{3}{4} l > r.$$

For the case (D) we have

$$\sum_{j \geq 0} 2^{-j\tau(l-\beta)} < \infty \quad \iff \quad l > \beta.$$

Summarizing the conditions in these cases the function u belongs to the Besov space $B_{\tau,\tau}^r(\mathbb{R}^3)$ for

$$(C) \quad \max \left\{ \frac{3}{2} |\delta|^+, \frac{3}{4} \beta \right\} < r < \frac{3}{4} l$$

and for

$$(D) \quad \frac{3}{2} |\delta|^+ < r < \frac{3}{4} \beta, \quad l > \beta.$$

This completes the proof. □

4 Regularity results in Sobolev and Besov spaces for the Poisson equation

In this chapter we compare regularity results in Sobolev and Besov spaces for the Poisson equation with Dirichlet, Neumann and mixed boundary conditions.

Fundamental problem The general boundary value problem we want to study is the following:

$$\begin{cases} -\Delta u = f & \text{in } K, \\ u = g_j & \text{on } \Gamma_j \text{ for } j \in J_0, \\ \frac{\partial}{\partial \nu} u = g_j & \text{on } \Gamma_j \text{ for } j \in J_1, \end{cases} \quad (26)$$

where $J_0 \cap J_1 = \emptyset$ and $J_0 \cup J_1 = J := \{1, \dots, n\}$. Moreover, ν denotes the outer normal on the faces Γ_j , $j = 1, \dots, n$ of the polyhedral cone K and we denote the whole boundary by $\Gamma := \bigcup_{j=1}^n \Gamma_j$. We will also need to consider the truncated cone \tilde{K} with boundary $\tilde{\Gamma}$. We separately discuss (and distinguish between) the following three cases in the sequel:

- $J_0 = J$: Dirichlet problem,
- $J_0 = \emptyset$: Neumann problem,
- $\emptyset \neq J_0 \subsetneq J$: Mixed boundary values.

Concerning the regularity in the scale of fractional Sobolev spaces we will use results from [16, 29, 2] in order to obtain a suitable upper bound. For the regularity results in Besov spaces we apply the embeddings from Section 3. In particular, when $p = 2$ we have $B_{2,2}^s = H^s$ for $s > 0$, and the embedding may be formulated as

$$V_{\beta,\delta}^{l,2}(K) \cap H^s(\tilde{K}) \hookrightarrow B_{\tau,\tau}^r(\tilde{K}), \quad \frac{1}{\tau} = \frac{r}{3} + \frac{1}{2},$$

subject to further restrictions on the parameters, cf. Theorems 3.1, 3.2. We see that for the Besov regularity we need to rely on regularity results in the weighted Sobolev spaces $V_{\beta,\delta}^{l,p}(K)$ as well. However, these results are stated with the help of so-called operator pencils, which we briefly introduce below. Further information on this subject may be found in [24, Sect. 7.1] or [23, Sect. 4.1].

Operator pencils generated by the boundary value problem There are two types of operator pencils for problem (26). The first one is related to the edges of the cone and the second one to its vertex.

1. Operator pencils $A_j(\lambda)$ for edges: Let M_j be an edge of the cone K , and let $\Gamma_{j\pm}$ be the faces adjacent to M_j . Then by \mathcal{D}_j we denote the dihedron which is bounded by the half-planes $\tilde{\Gamma}_{j\pm}$ tangent to $\Gamma_{j\pm}$ at M_j . Let r, φ be polar coordinates in the plane perpendicular to M_j such that

$$\mathring{\Gamma}_{j\pm} = \left\{ x \in \mathbb{R}^3 : r > 0, \varphi = \pm \frac{\theta_j}{2} \right\}.$$

For $\lambda \in \mathbb{C}$ we define the operators $\tilde{\Delta}_j(\lambda)$ and $\mathcal{B}_{j\pm}(\lambda)$ on the Sobolev space $H^2(I_j)$ with $I_j := \left(\frac{-\theta_j}{2}, \frac{\theta_j}{2} \right)$ by

$$\tilde{\Delta}_j(\lambda)u(\varphi) = r^{2-\lambda}(-\Delta)(r^\lambda u(\varphi)), \quad \mathcal{B}_{j\pm}(\lambda) = \begin{cases} u(\varphi) & \text{if } j\pm \in J_0, \\ r^{1-\lambda} \frac{\partial}{\partial \varphi} (r^\lambda u(\varphi)) & \text{if } j\pm \in J_1. \end{cases}$$

By $A_j(\lambda)$ we denote the operator

$$H^2(I_j) \ni u \mapsto \left(\tilde{\Delta}_j(\lambda)u, \mathcal{B}_{j+}(\lambda)u(\varphi)|_{\varphi=-\frac{\theta_j}{2}}, \mathcal{B}_{j-}(\lambda)u(\varphi)|_{\varphi=\frac{\theta_j}{2}} \right) \in L_2(I_j) \times \mathbb{C} \times \mathbb{C}.$$

2. Operator pencil $\mathfrak{A}(\lambda)$ for the vertex: We introduce spherical coordinates $\rho = |x|, \omega = \frac{x}{|x|}$ on K and consider the spherical cap $\Omega = K \cap S^2$. On the space $\mathcal{H}_\Omega = \{u \in H^1(\Omega) : u = 0 \text{ on } \gamma_j = \Omega \cap \Gamma_j \text{ for } j \in J_0\}$, we consider the bilinear form

$$a(u, v; \lambda) = \frac{1}{\log 2} \int_{K \cap \{1 < |x| < 2\}} \nabla U \cdot \nabla \bar{V} \, dx, \quad u, v \in \mathcal{H}_\Omega,$$

where $U(x) = \rho^\lambda u(\omega), V(x) = \rho^{-1-\bar{\lambda}} v(\omega)$, and $\lambda \in \mathbb{C}$. Then the operator $\mathfrak{A}(\lambda) : \mathcal{H}_\Omega \rightarrow \mathcal{H}_\Omega^*$ is defined by

$$(\mathfrak{A}(\lambda)u, v)_\Omega = a(u, v; \lambda), \quad u, v \in \mathcal{H}_\Omega,$$

where $(\cdot, \cdot)_\Omega$ denotes the extension of the L_2 scalar product to $\mathcal{H}_\Omega^* \times \mathcal{H}_\Omega$.

It is known that the spectra of the pencils A_j and \mathfrak{A} consist of isolated points, the eigenvalues of these pencils, which have no accumulation points, cf. [24, p. 292]. Moreover, we denote by $\delta_\pm^{(j)}$ the greatest positive real numbers such that the strip

$$-\delta_-^{(j)} < \operatorname{Re}\lambda < \delta_+^{(j)}$$

is free of eigenvalues of the pencil $A_j(\lambda)$ with the exception of the eigenvalue $\lambda = 0$ in case of the Neumann problem.

For the Poisson equation with homogeneous boundary conditions, according to [16, p. 72] and [21, Ch. 2] the eigenvalues $(\lambda_{j,m})_{m \in \mathbb{Z}}$ of A_j are given by

$$\begin{aligned} \lambda_{j,m} &= m \frac{\pi}{\theta_j} && \text{for } j, k \in J_0, \quad m \neq 0, && \text{(Dirichlet problem)} \\ \lambda_{j,m} &= (m-1) \frac{\pi}{\theta_j} && \text{for } j, k \in J_1, && \text{(Neumann problem)} \\ \lambda_{j,m} &= \left(m - \frac{1}{2}\right) \frac{\pi}{\theta_j} && \text{for } j \in J_0 \wedge k \in J_1 \quad \text{or} \quad j \in J_1 \wedge k \in J_0 && \text{(Mixed problem)}. \end{aligned} \tag{27}$$

Therefore, we deduce that $\delta_\pm^{(j)} = \frac{\pi}{\theta_j}$ for the pure Dirichlet and Neumann problem, whereas $\delta_\pm^{(j)} = \frac{\pi}{2\theta_j}$ for the mixed boundary value problem. Moreover, in this case the eigenvalues of \mathfrak{A} are given by

$$\Lambda_{\pm l} = -\frac{1}{2} \pm \sqrt{\tilde{\lambda}_l + \frac{1}{4}},$$

where $\tilde{\lambda}_l$ are the eigenvalues of the Laplace-Beltrami operator $-\Delta_\omega$ on Ω with corresponding orthonormalized eigenfunctions ψ_l (and boundary conditions), i.e.,

$$-\Delta_\omega \psi_l = \tilde{\lambda}_l \psi_l \quad \text{on } \Omega.$$

In our regularity theorems below we will usually assume that the line $l - \beta - \frac{3}{2}$ is free of the eigenvalues of $\mathfrak{A}(\lambda)$. Since the set of eigenvalues of \mathfrak{A} consists of isolated points, this is not a severe restriction (shift $\beta \in \mathbb{R}$ slightly).

4.1 Regularity for the Dirichlet problem

First we want to study the regularity of the solution of the Poisson equation with Dirichlet boundary conditions only, i.e., $J_0 = J$ in (26), which reads as:

$$-\Delta u = f \quad \text{in } K, \quad u = g_j \quad \text{on } \Gamma_j \quad \text{for } j = 1, \dots, n. \tag{28}$$

For the regularity in fractional Sobolev spaces we use the following result of Grisvard, cf. [16, Corollary 2.6.7] or [14, Proposition 4.1].

Proposition 4.1 (Fractional Sobolev regularity for Dirichlet and Neumann problem with homogeneous boundary values). *Let $D \subset \mathbb{R}^3$ be any bounded Lipschitz domain. Then there exists a number $\alpha_0 > 3/2$ such that for every $f \in L_2(D)$ the solution u of the Poisson equation (either with homogeneous Dirichlet or with homogeneous Neumann boundary conditions) belongs to $H^s(D)$ for every $s < \alpha_0$.*

In order to also allow inhomogeneous Dirichlet boundary conditions we use a result of Jerison and Kenig [20, Thm. 5.1].

Proposition 4.2. *Let $D \subset \mathbb{R}^3$ be any bounded Lipschitz domain and let $g \in H^{s-1/2}(\partial D)$ for some $1/2 < s < 3/2$. Then, there exists a unique harmonic function u , i.e. $\Delta u = 0$ in D , such that*

$$u \in H^s(D) \quad \text{and} \quad u = g \quad \text{on} \quad \partial D.$$

Proposition 4.2 allows us to reduce (28) to a Dirichlet problem with homogeneous boundary values: If u_1 is the solution of the homogeneous problem

$$\Delta u_1 = 0 \quad \text{in} \quad D, \quad u_1 = g \quad \text{on} \quad \partial D,$$

and u_2 solves the problem

$$-\Delta u_2 = f \quad \text{in} \quad D, \quad u_2 = 0 \quad \text{on} \quad \partial D,$$

then $u = u_1 + u_2$ is the solution of the inhomogeneous problem

$$-\Delta u = f \quad \text{in} \quad D, \quad u = g \quad \text{on} \quad \partial D. \quad (29)$$

Therefore, a combination of Propositions 4.1 and 4.2 gives the following regularity result:

Proposition 4.3 (Fractional Sobolev regularity for the Dirichlet problem). *Let $D \subset \mathbb{R}^3$ be any bounded Lipschitz domain and assume that $f \in L_2(D)$ and $g \in H^{s-1/2}(\partial D)$ for some $1/2 < s < 3/2$. Moreover, let $\alpha_0 > 3/2$ be the constant from Proposition 4.1. Then there exists a solution $u \in H^{\bar{\alpha}}(D)$ of (29) for every $\bar{\alpha} < \alpha_0$ in case of homogeneous boundary conditions ($g = 0$) and $\bar{\alpha} = s$ in case of inhomogeneous boundary conditions.*

Moreover, in order to establish regularity in Besov spaces we rely on the following important regularity result of Maz'ya and Rossmann in weighted Sobolev spaces, whose proof can be found in [24, p. 127, Thm. 3.5.10]. Since we want to apply it in combination with the embeddings from Section 3 we restrict ourselves to the case when $p = 2$.

Theorem 4.4 (Weighted Sobolev regularity for the Dirichlet Problem). *Let K be a polyhedral cone, $f \in V_{\beta,\delta}^{l-2,2}(K)$, $l \geq 1$, and $g_j \in V_{\beta,\delta}^{l-k+1/2,2}(\Gamma_j)$ for $j = 1, \dots, n$. We assume that the line $\text{Re } \lambda = l - \beta - 3/2$ does not contain eigenvalues of the pencil $\mathfrak{A}(\lambda)$ and that the components of δ satisfy*

$$-\delta_+^{(j)} < \delta_j - l + 1 < \delta_-^{(j)} \quad \text{for} \quad j = 1, \dots, n. \quad (30)$$

Then there exists a unique solution $u \in V_{\beta,\delta}^{l,2}(K)$ of the problem (28) satisfying the estimate

$$\|u\|_{V_{\beta,\delta}^{l,2}(K)} \leq c \left(\|f\|_{V_{\beta,\delta}^{l-2,2}(K)} + \sum_{j=1}^n \|g_j\|_{V_{\beta,\delta}^{l-k+1/2,2}(\Gamma_j)} \right) \quad (31)$$

with a constant c independent of f and g_j .

We can now combine Proposition 4.3 and Theorem 3.1, which together with Theorem 4.4 yield the following:

Theorem 4.5 (Besov regularity for the Dirichlet problem). *Let K be a polyhedral cone and let the right-hand side of (28) satisfy $f \in V_{\beta,\delta}^{l-2,2}(K) \cap L_2(\tilde{K})$ with $l \in \mathbb{N}$, $\beta \in \mathbb{R}$, and $\delta = (\delta_1, \dots, \delta_n) \in \mathbb{R}^n$. Concerning the boundary data let $g \in H^{s-1/2}(\tilde{\Gamma})$ for some $1/2 < s < 3/2$ with $g = g_j$ on Γ_j and $g_j \in V_{\beta,\delta}^{l-1/2,2}(\Gamma_j)$ for $j = 1, \dots, n$. Moreover, we assume that the line $\operatorname{Re} \lambda = l - \beta - 3/2$ does not contain eigenvalues of the pencil $\mathfrak{A}(\lambda)$ and that the components of δ satisfy (30) and $\delta_j > 0$ for all $j = 1, \dots, n$ and $l > \beta$. Then for the solution u of (28) we have*

$$u \in B_{\tau,\tau}^r(\tilde{K}) \quad \text{for } r < \min \left\{ l, 3(l - |\delta|), 3\bar{\alpha} \right\}, \quad \frac{1}{\tau} = \frac{r}{3} + \frac{1}{2}, \quad (32)$$

where $\bar{\alpha}(K) = \bar{\alpha}$ is the number from Proposition 4.3, i.e., $\bar{\alpha} < \alpha_0$ in case of homogeneous boundary conditions ($g = 0$) and $\bar{\alpha} = s$ in case of inhomogeneous boundary conditions.

Proof. Our assumptions on f together with the regularity results from Theorem 4.4 and Proposition 4.3 yield the existence of a solution u such that

$$u \in V_{\beta,\delta}^{l,2}(K) \cap H^{s'}(\tilde{K}) \quad \text{for every } s' \leq \bar{\alpha}.$$

Using the fact that $B_{2,2}^{s'} = H^{s'}$ in the sense of equivalent norms, Theorem 3.1 implies that $u \in B_{\tau,\tau}^r(\tilde{K})$ with the restrictions from (32). □

Remark 4.6. *Theorem 4.5 also holds for δ with negative components. In this case we use Theorem 3.2 in the proof of Theorem 4.5 above: Then instead of the parameter restriction $r < \min\{l, 3(l - |\delta|), 3\bar{\alpha}\}$ we obtain that $r < 3\bar{\alpha}$ and one of the conditions for r in (21) holds.*

4.2 Regularity for the Neumann and for mixed boundary value problems

In order to obtain similar regularity results for the Neumann and mixed boundary value problems we first need to adapt our weighted Sobolev spaces appropriately. Following [23, Subsection 2.2, p. 438] we now consider the following generalization of the spaces $V_{\beta,\delta}^{l,p}$.

Definition 4.7 (Weighted Sobolev spaces $\mathcal{W}_{\beta,\delta}^{l,p}(K; \tilde{J})$). *Let K be a (bounded or unbounded) polyhedral cone in \mathbb{R}^3 and $S = \{0\} \cup M_1 \cup \dots \cup M_n$. Moreover, let \tilde{J} be a subset of $J = \{1, 2, \dots, n\}$, $l \in \mathbb{N}_0$, $1 \leq p < \infty$, $\beta \in \mathbb{R}$, $\delta = (\delta_1, \dots, \delta_n) \in \mathbb{R}^n$ and $\delta_j > -2/p$ for $j \in J \setminus \tilde{J}$. Then the space $\mathcal{W}_{\beta,\delta}^{l,p}(K; \tilde{J})$ is defined as the closure of the set*

$$C_*^\infty(K, S) := \{u|_K : u \in C_0^\infty(\mathbb{R}^3 \setminus S)\}$$

with respect to the norm

$$\|u\|_{\mathcal{W}_{\beta,\delta}^{l,p}(K; \tilde{J})} := \left(\int_K \sum_{|\alpha| \leq l} \rho^{p(\beta-l+|\alpha|)} \prod_{j \in \tilde{J}} \left(\frac{r_j}{\rho} \right)^{p(\delta_j-l+|\alpha|)} \prod_{j \in J \setminus \tilde{J}} \left(\frac{r_j}{\rho} \right)^{p\delta_j} |\partial^\alpha u|^p dx \right)^{1/p}. \quad (33)$$

Furthermore, we put $V_{\beta,\delta}^{l,p}(K) := \mathcal{W}_{\beta,\delta}^{l,p}(K; J)$ and $W_{\beta,\delta}^{l,p}(K) := \mathcal{W}_{\beta,\delta}^{l,p}(K; \emptyset)$.

Remark 4.8. (i) According to the definition of the norms one immediately obtains that

$$V_{\beta,\delta}^{l,p}(K) \subset \mathcal{W}_{\beta,\delta}^{l,p}(K; \tilde{J}) \subset W_{\beta,\delta}^{l,p}(K). \quad (34)$$

(ii) The trace spaces for $\mathcal{W}_{\beta,\delta}^{l,p}(K; \tilde{J})$ and $W_{\beta,\delta}^{l,p}(K)$ when $l \geq 1$ on Γ_j can be defined in the same way as in Definition 2.5 and are denoted by $\mathcal{W}_{\beta,\delta}^{l-\frac{1}{p},p}(\Gamma_j; \tilde{J})$ and $W_{\beta,\delta}^{l-\frac{1}{p},p}(\Gamma_j)$, respectively.

(iii) The set \tilde{J} will be chosen to contain all $j \in J$ such that the Dirichlet condition of problem (26) is given on at least one face $\Gamma_{j\pm}$ adjacent to the edge M_j . In particular, for the Neumann problem this yields $\tilde{J} = \emptyset$.

(iv) The restriction $\delta_j > -2/p$ for $j \in J \setminus \tilde{J}$ (i.e., Neumann boundary conditions on both sides) comes from the fact that for Neumann boundary conditions we need to be a little careful when dealing with the traces on the faces $\Gamma_{j\pm}$ adjacent to an edge M_j (the functions $g_{j\pm}$ need to satisfy certain 'compatibility' conditions). In particular, if $p = 2$, it can be shown that the trace of a function $u \in \mathcal{W}_{\beta,\delta}^{l,p}(K; \tilde{J})$ with support near an edge M_j with $j \in J \setminus \tilde{J}$ belongs to the Sobolev-Slobodeckij space

$$H_p^{l-\delta_j-2/p}(M_j) \quad \text{if} \quad -2/p < \delta_j < l - 2/p$$

and $\delta_j + 2/p$ is not integer, cf. [24, Lem. 6.2.2]. Note that for $p = 2$ the Sobolev-Slobodeckij spaces coincide with our fractional Sobolev spaces H^s . For $\delta_j \geq l - 2/p$ the traces of functions $u \in \mathcal{W}_{\beta,\delta}^{l,p}(K; \tilde{J})$ in general do not exist on M_j , cf. [24, p. 225].

In particular, the extension operator \mathfrak{E} from Theorem 2.3 generalizes to the setting of the spaces $\mathcal{W}_{\beta,\delta}^{l,p}(K; \tilde{J})$.

Theorem 4.9 (Extension operator for the spaces $\mathcal{W}_{\beta,\delta}^{l,p}(K; \tilde{J})$). Let $K \subset \mathbb{R}^3$ be a polyhedral cone and let \tilde{J} be a subset of $J = \{1, 2, \dots, n\}$, $l \in \mathbb{N}_0$, $1 \leq p < \infty$, $\beta \in \mathbb{R}$, $\delta = (\delta_1, \dots, \delta_n) \in \mathbb{R}^n$, and $\delta_j > -2/p$ for $j \in J \setminus \tilde{J}$. Then there exists a bounded linear extension operator

$$\mathfrak{E} : \mathcal{W}_{\beta,\delta}^{l,p}(K; \tilde{J}) \rightarrow \mathcal{W}_{\beta,\delta}^{l,p}(\mathbb{R}^3; \tilde{J}).$$

Remark 4.10. The norm of the space $\mathcal{W}_{\beta,\delta}^{l,p}(\mathbb{R}^3; \tilde{J})$ is defined similarly as in (33) replacing the integral domain by \mathbb{R}^3 .

Proof. According to [23, Sect. 2, p. 439] the norm localization in [19, Lem. 2.4] holds also for the spaces $\mathcal{W}_{\beta,\delta}^{l,p}(K; \tilde{J})$. Therefore, [19, Lem. 3.8] and Theorem 2.3 can be transferred to these spaces mutatis mutandis, which proofs Theorem 4.9. \square

With this extension operator at hand we can further refine the embedding results of Theorems 3.1 and 3.2.

Theorem 4.11 (Embeddings for the spaces $\mathcal{W}_{\beta,\delta}^{l,p}(K; \tilde{J})$). *Let K be a bounded polyhedral cone in \mathbb{R}^3 . Moreover, let \tilde{J} be a subset of $J = \{1, 2, \dots, n\}$, $l \in \mathbb{N}_0$, $1 < p < \infty$, $\beta \in \mathbb{R}$ with $l > \beta$, and $\delta = (\delta_1, \dots, \delta_n) \in \mathbb{R}^n$. Then we have a continuous embedding*

$$\mathcal{W}_{\beta,\delta}^{l,p}(K; \tilde{J}) \cap B_{p,p}^s(K) \hookrightarrow B_{\tau,\tau}^r(K), \quad \frac{1}{\tau} = \frac{r}{3} + \frac{1}{p},$$

where either

$$r < \min \left\{ l, 3(l - |\delta|), 3s \right\}$$

if $\delta_j > 0$ for all $j = 1, \dots, n$ or

$$r < 3s \quad \text{and one of the conditions for } r \text{ in (21) holds,}$$

if δ has at least one negative component and $\delta_j > -\frac{2}{p}$ for all $j \in J \setminus \tilde{J}$.

Proof. The proof follows along the same lines as in Theorems 3.1 and 3.2 replacing the space $V_{\beta,\delta}^{l,p}(K)$ by $\mathcal{W}_{\beta,\delta}^{l,p}(K; \tilde{J})$. In particular, we remark that in the estimates there we only considered the term with the highest derivatives $|\alpha| = l$ appearing in the norm of the spaces $V_{\beta,\delta}^{l,p}(K)$, which coincides with the corresponding term in the norm of the spaces $\mathcal{W}_{\beta,\delta}^{l,p}(K; \tilde{J})$. \square

4.2.1 The Neumann problem

In this subsection we study the Besov regularity of the solution of the Poisson equation with Neumann boundary conditions only, i.e., $J_0 = \emptyset$ in (26), which reads as:

$$-\Delta u = f \quad \text{in } K, \quad \frac{\partial}{\partial \nu} u = g_j \quad \text{on } \Gamma_j \quad \text{for } j = 1, \dots, n. \quad (35)$$

For the regularity of the Neumann problem with homogeneous boundary conditions in fractional Sobolev spaces we can again rely on Proposition 4.1. For inhomogeneous boundary values we use [8, Thm. 2.1], whose original proof can be found in [29].

Proposition 4.12. *Let $D \subset \mathbb{R}^3$ be any bounded Lipschitz domain whose complement is connected. Moreover, let $g \in H_{1\perp}^{s-3/2}(\partial D) := \{g \in H^{s-3/2}(\partial D) : g(1) = 0\}$ for some $1/2 < s < 3/2$ (here $H^r(\partial D)$ with $r < 0$ stands for the dual space of $H^{-r}(\partial D)$). Then there exists a unique harmonic function u , i.e. $\Delta u = 0$ in D , such that*

$$u \in H^s(D) \quad \text{and} \quad \frac{\partial u}{\partial \nu} = g \quad \text{on } \partial D.$$

Remark 4.13. Note that since we are interested in solutions of the Neumann problem, we consider function spaces on the boundary with functions having mean-value 0. This is reflected in choosing the spaces

$$H_{1^\perp}^{s-3/2}(\partial D) = \{g \in H^{s-3/2}(\partial D) : g(1) = 0\},$$

where any $g \in H^{s-3/2}(\partial D)$ with $1/2 < s < 3/2$ can be identified as a linear functional on the function space $H^{3/2-s}(\partial D)$. Moreover, it can be shown that if $\mathcal{H} \subset L_1(\partial D)$ is a dense subset of $H^{s-3/2}(\partial D)$ then

$$\mathcal{H}_{1^\perp} := \left\{ f - \frac{1}{|\partial D|} \int_{\partial D} f d\sigma : f \in \mathcal{H} \right\}$$

is dense in $H_{1^\perp}^{s-3/2}(\partial D)$, cf. [29, p. 1781].

Proposition 4.12 now allows us to reduce the inhomogeneous Neumann problem

$$-\Delta u = f \quad \text{in } D, \quad \frac{\partial}{\partial \nu} u = g \quad \text{on } \partial D, \quad (36)$$

to the homogeneous one similarly as explained for the Dirichlet problem after Proposition 4.2. Therefore, in view of Propositions 4.1 and 4.12 we obtain the following:

Proposition 4.14 (Fractional Sobolev regularity for the Neumann problem). *Let $D \subset \mathbb{R}^3$ be any bounded Lipschitz domain whose complement is connected. Moreover, let $g \in H_{1^\perp}^{s-3/2}(\partial D)$ for some $1/2 < s < 3/2$ and $\alpha_0 > 3/2$ be the constant from Proposition 4.1. Then there exists a unique solution $u \in H^{\bar{\alpha}}(D)$ of (36) for every $\bar{\alpha} < \alpha_0$ in case of homogeneous boundary conditions ($g = 0$) and $\bar{\alpha} = s$ in case of inhomogeneous boundary conditions.*

Concerning the regularity in Sobolev spaces for the Neumann problem, we use the following result of Maz'ya and Rossmann [23, Section 6.1, p. 459].

Theorem 4.15 (Weighted Sobolev regularity for the Neumann Problem). *Let K be a polyhedral cone in \mathbb{R}^3 . Moreover, let $l \in \mathbb{N}_0$, $l \geq 2$, $\beta \in \mathbb{R}$, and $\delta = (\delta_1, \dots, \delta_n) \in \mathbb{R}^n$. Then the problem (35) is uniquely solvable in $W_{\beta, \delta}^{l, 2}(K)$ for arbitrary $f \in W_{\beta, \delta}^{l-2, 2}(K)$ and $g_j \in W_{\beta, \delta}^{l-3/2, 2}(\Gamma_j)$, $j = 1, \dots, n$, if $l - \beta - 3/2$ is not an eigenvalue of the pencil $\mathfrak{A}(\lambda)$ and the components of δ satisfy the inequalities*

$$\max(l - \delta_+^{(j)}, 0) < \delta_j + 1 < l, \quad j = 1, \dots, n. \quad (37)$$

Remark 4.16. As for condition (37) we refer to Remark 4.8 (iv).

With Proposition 4.14 and Theorem 4.15 we obtain the following counterpart of Theorem 4.5 for the Neumann problem.

Theorem 4.17 (Besov regularity for the Neumann problem). *Let K be a polyhedral cone and let $l \in \mathbb{N}$, $l \geq 2$, $\beta \in \mathbb{R}$, $l > \beta$, and $\delta = (\delta_1, \dots, \delta_n) \in \mathbb{R}^n$. Further we assume that the right-hand side of (35) satisfies $f \in W_{\beta, \delta}^{l-2, 2}(K) \cap L_2(\tilde{K})$, and for the boundary data*

we have $g \in H_{1\perp}^{s-3/2}(\tilde{\Gamma})$ for some $1/2 < s < 3/2$ with $g = g_j$ on Γ_j and $g_j \in W_{\beta,\delta}^{l-3/2,2}(\Gamma_j)$ for $j = 1, \dots, n$. Assume that $l - \beta - 3/2$ is not an eigenvalue of the pencil $\mathfrak{A}(\lambda)$ and the components of δ satisfy

$$\max(l - \delta_+^{(j)}, 0) < \delta_j + 1 < l, \quad j = 1, \dots, n. \quad (38)$$

Then for the solution u of (35) we have

$$u \in B_{\tau,\tau}^r(\tilde{K}), \quad \frac{1}{\tau} = \frac{r}{3} + \frac{1}{2},$$

where either

$$r < \min \left\{ l, 3(l - |\delta|), 3\bar{\alpha} \right\}$$

if $\delta_j > 0$ for all $j = 1, \dots, d$ or

$$r < 3\bar{\alpha} \quad \text{and one of the conditions for } r \text{ in (21) holds,}$$

if δ has at least one negative component, where $\bar{\alpha}(K) = \bar{\alpha}$ is the number from Proposition 4.14.

Proof. The proof is a counterpart of Theorem 4.5 replacing Theorems 3.1 and 3.2 by Theorem 4.11, Theorem 4.4 by Theorem 4.15, and Proposition 4.3 by Proposition 4.14. \square

Comparison with previous results We compare Theorem 4.17 with the result of Dahlke and Sickel in [14, Thm. 3.1, p. 11] which reads as follows:

Theorem 4.18 (Besov regularity result from Dahlke/Sickel). *Suppose that the right-hand side of (35) satisfies $f \in W_{\beta,\delta}^{l-2,2}(K) \cap L_2(\tilde{K})$, where $l \geq 2$ is a natural number. Further assume that $g_j \in W_{\beta,\delta}^{l-3/2,2}(\Gamma_j)$, $j = 1, \dots, n$. Let $\alpha_0 = \alpha_0(K)$ be the number defined in Proposition 4.1. Then there exists a countable set E of complex numbers such that the following holds: If the real number β and the vector δ are chosen such that $\beta < l$,*

$$\lambda \neq l - \beta - 3/2 \quad \text{for all } \lambda \in E, \quad (39)$$

and

$$\max\left(l - \frac{\pi}{\theta_j}, 0\right) < \delta_j + 1 < l, \quad j = 1, \dots, n,$$

where θ_j denotes the angle at the edge M_j , then the solution of (35) satisfies

$$u \in B_{\tau,\tau}^r(\tilde{K}), \quad r < \min \left\{ l, \frac{3}{2}\alpha_0, 3(l - |\delta|) \right\}, \quad \frac{1}{\tau} = \frac{r}{3} + \frac{1}{2}.$$

Most obvious, we see in comparison that the restriction in the upper bound for r in terms of $r < \frac{3}{2}\alpha_0$ in Theorem 4.18 was improved to $r < 3\alpha_0$ in Theorem 4.17. The improvement comes from the fact that we use the extension operator from Theorem 4.9 for the proof of the embedding in Theorem 4.11. This way (in the proof of Theorem 4.11) we can consider the wavelets with support intersecting the surface of the cone in the same way

as the interior wavelets. Therefore, only the wavelets which are close to the singular set, i.e., the vertex and the edges of the cone, have to be treated in a different manner. In the corresponding proof for the embedding of Dahlke and Sickel there is no such extension operator and therefore, they have to treat these wavelets as the other boundary wavelets, which leads to the additional restriction on r .

Moreover, we remark that Theorem 4.18 does not hold in this form for δ with negative components. In this case one requires the additional assumptions from (21), since the estimates when the components of δ are negative are more delicate, cf. the proof of Theorem 3.2 compared to the proof of Theorem 3.1.

There is one more apparent difference between the two theorems: In Theorem 4.17 we require that $l - \beta - 3/2$ is not an eigenvalue of the pencil $\mathfrak{A}(\lambda)$, but according to [24, p. 97, 292/293] this is equivalent to the condition (39) in Theorem 4.18.

Finally, let us remark that Theorem 4.18 above as stated in [14] is not quite correct since the assumptions on the boundary data g_j are not sufficient in order guarantee a solution $u \in H^s(\tilde{K})$. One has to add our assumptions from Theorem 4.17 for inhomogeneous boundary data.

Remark 4.19. *Let us mention that there is another regularity result of Dahlke in [8, Thm. 3.3], which gives for the homogeneous Neumann problem (36) on a bounded Lipschitz domain D with $f = 0$ and boundary values $g \in H^{s-\frac{3}{2}}(\partial D)$, $1/2 < s < 3/2$, that the solution u belongs to $B_{\tau,\tau}^r(D)$ for $0 < r < \frac{3}{2}s + \frac{3}{4}$. It is obtained using a bootstrapping strategy and also improves the bound $r < \frac{3}{2}s$. However, we see that our restriction $r < 3s$ is even better (but restricted to polyhedral cones K).*

4.2.2 Mixed boundary value problems

We consider now mixed boundary value problems (26), where sets J_0 and J_1 are both supposed to be non-empty, i.e., some of the faces (Γ_j with $j \in J_0$) of the cone satisfy Dirichlet and the other ones (Γ_j with $j \in J_1$) Neumann boundary conditions.

Moreover, we denote by \tilde{J} the set of all $j \in J$ such that the Dirichlet condition is given on at least one face Γ_k adjacent to the edge M_j , i.e., $M_j \subset \bar{\Gamma}_k$ for at least one $k \in J_0$.

Fractional Sobolev regularity for mixed problems Concerning the fractional Sobolev regularity of mixed boundary value problems, we need a counterpart of Proposition 4.1, since it holds only for pure Dirichlet or pure Neumann boundary conditions. For this we use the following result of Grisvard, whose proof can be found in [16, Thm. 2.6.3, p. 75].

Proposition 4.20. *Let $D \subset \mathbb{R}^3$ be a bounded polyhedral domain. The open neighbourhood near a vertex of D is a polyhedral cone K which in spherical coordinates can be described as*

$$K = \{(\rho, \omega) : 0 < \rho < c, \omega \in \Omega := K \cap S^2\}.$$

We denote by Δ_ω the Laplace-Beltrami operator on Ω with eigenvalues $\tilde{\lambda}_l$ and corresponding orthonormalized eigenfunctions ψ_l , i.e.,

$$-\Delta_\omega \psi_l = \tilde{\lambda}_l \psi_l \quad \text{on } \Omega.$$

For $f \in L^2(D)$ let u be the solution of (26) with homogeneous boundary conditions. Then there exists unique numbers c_l such that

$$u_{\text{reg}} = u - \sum_l c_l \rho^{-\frac{1}{2} + \sqrt{\tilde{\lambda}_l + \frac{1}{4}}} \psi_l(\omega) \in H^s(K), \quad (40)$$

where the sum is over all l such that $0 \leq \tilde{\lambda}_l \leq s^2 - 2s + \frac{3}{4}$, $s \leq 2$ with $s < \Lambda + 1$ and

$$\Lambda := \min\{\lambda_{j,m} \in (0, 1) : j = 1, \dots, n; m \geq 1\}, \quad (41)$$

where $\lambda_{j,m}$ are the eigenvalues at the edge M_j .

Remark 4.21. The function u_{reg} is the regular part of u and the terms $\rho^{-\frac{1}{2} + \sqrt{\tilde{\lambda}_l + \frac{1}{4}}} \psi_l$ constitute the singular part of u denoted by u_{sing} .

Using this result of Grisvard we obtain the following substitute of Proposition 4.1 for mixed boundary value problems:

Proposition 4.22 (Fractional Sobolev regularity for mixed problems with homogeneous boundary values). *Let D be a bounded polyhedral domain in \mathbb{R}^3 . Then there exists a number $\alpha_0 \geq 5/4$ such that for every $f \in L_2(D)$ the solution u of the mixed boundary value problem (26) with homogeneous boundary conditions belongs to $H^s(D)$ for every $s < \alpha_0$.*

Proof. We show first that the number $\Lambda \geq \frac{1}{4}$ in Proposition 4.20. According to [16, p. 72] the eigenvalues $\lambda_{j,m} > 0$, $m \in \mathbb{N}$, at an edge $M_j = \bar{\Gamma}_j \cap \bar{\Gamma}_k$ are given by

$$\begin{aligned} \lambda_{j,m} &= m \frac{\pi}{\theta_j} && \text{for } j, k \in J_0, \\ \lambda_{j,m} &= (m-1) \frac{\pi}{\theta_j} && \text{for } j, k \in J_1, \\ \lambda_{j,m} &= \left(m - \frac{1}{2}\right) \frac{\pi}{\theta_j} && \text{for } j \in J_0 \text{ and } k \in J_1 \text{ or } j \in J_1 \text{ and } k \in J_0, \end{aligned} \quad (42)$$

where θ_j denotes the angle at the edge M_j . According to the definition of Λ in (41) we obtain the smallest eigenvalues in (27) if we choose $\theta_j = 2\pi$, which in the first line for $m = 1$ gives $\lambda_{j,1} = \frac{1}{2}$, in the second line for $m = 2$ we get $\lambda_{j,2} = \frac{1}{2}$ (here $m = 1$ leads to the eigenvalue $\lambda_{j,1} = 0$ which is not admissible in the set Λ), and in the last line $m = 1$ yields $\lambda_{j,1} = \frac{1}{4}$. Since we have mixed boundary condition, there exist at least one edge M_j of the cone with two adjacent faces such that one of them has Dirichlet and the other one Neumann boundary conditions. Therefore, the eigenvalues in the third line of (27) appear and we deduce $\Lambda \geq \frac{1}{4}$. Thus, according to Proposition 4.20 we have

$$u_{\text{reg}} \in H^s(K) \quad \text{for } s < \frac{5}{4}. \quad (43)$$

We now consider the singular part of u . According to [16, Lem. 2.6.2, p. 75] the eigenfunctions satisfy $\psi_l \in H^s(\Omega)$ for $s < \frac{5}{4}$, where $\Omega = K \cap S^2$ is the intersection of the cone

with the unit sphere S^2 . Since these eigenfunctions only depend on ω but not on ρ , we immediately get $\psi_l \in H^s(K)$ for $s < \frac{5}{4}$. Moreover, we show that

$$\rho^\lambda := \rho^{-1/2 + \sqrt{\tilde{\lambda}_l + 1/4}} \in H^{3/2 + \varepsilon}(K) \quad (44)$$

for small $\varepsilon > 0$. We have

$$\|\rho^\lambda|H^s(K)\|^2 \sim \int_0^c \rho^{(\lambda-s)^2} \rho^2 d\rho \sim \left[\rho^{(\lambda-s)^2 + 3} \right]_0^c < \infty \iff s < \frac{3}{2} + \lambda. \quad (45)$$

Since $\tilde{\lambda}_l \geq 0$, we obtain $\lambda = 0$ when $\tilde{\lambda}_l = 0$ in which case the function $\rho^\lambda = 1$ is constant and trivially belongs to $H^s(K)$ for any s . Otherwise, we have $\lambda > 0$ and according to (45) the statement (44) holds for arbitrary small $\varepsilon > 0$. Now we apply the multiplier results from [26, Thm. 1(i), Sect. 4.6.1, p. 177], which state that

$$\|uv|H^{s_1}(\mathbb{R}^3)\| \lesssim \|v|H^{s_1}(\mathbb{R}^3)\| \cdot \|u|H^{s_2}(\mathbb{R}^3)\| \quad \text{for } s_2 > s_1, s_1 + s_2 > 0, s_2 > \frac{3}{2}$$

together with the extension operator for the H^s -spaces from [16, Thm. 1.2.10] and obtain for $u \in H^{s_2}(K)$ and $v \in H^{s_1}(K)$ that

$$\begin{aligned} \|uv|H^{s_1}(K)\| &\lesssim \|\text{Ex } u \cdot \text{Ex } v|H^{s_1}(\mathbb{R}^3)\| \\ &\lesssim \|\text{Ex } u|H^{s_2}(\mathbb{R}^3)\| \cdot \|\text{Ex } v|H^{s_1}(\mathbb{R}^3)\| \\ &\lesssim \|u|H^{s_2}(K)\| \cdot \|v|H^{s_1}(K)\|, \end{aligned} \quad (46)$$

where $\text{Ex } u$, $\text{Ex } v$ are the corresponding extensions from K to \mathbb{R}^3 of u and v . We choose in (46) the functions $u = \rho^\lambda$, $v = \psi_l$, and the regularity parameters $0 < s_1 < \frac{5}{4}$, $s_2 = \frac{3}{2} + \varepsilon$ and obtain that

$$u_{\text{sing}} = \rho^{-\frac{1}{2} + \sqrt{\tilde{\lambda}_l + \frac{1}{4}}} \psi_l \in H^s(K) \quad \text{for } s < \frac{5}{4}. \quad (47)$$

In view of Proposition 4.20, by (43) and (47) we obtain the desired regularity result, which completes the proof. \square

In order to allow inhomogeneous mixed boundary values we invoke the following result of Agranovich [2, Thm. 4.2].

Proposition 4.23. *Let $D \subset \mathbb{R}^3$ be a bounded Lipschitz domain and assume that the boundary $\partial D = \Gamma$ consists of two domains Γ^0 and Γ^1 and their common boundary $\partial\Gamma^j$, which is a 1-dimensional closed Lipschitz curve without self intersections. Then there exists $\varepsilon > 0$ such that for boundary data $g_0 \in H^{s-1/2}(\Gamma^0)$ and $g_1 \in H^{s-3/2}(\Gamma^1)$ with $1 - \varepsilon < s < 1 + \varepsilon$, there exists a unique harmonic function u , i.e., $\Delta u = 0$ in D , such that*

$$u \in H^s(D) \quad \text{with} \quad u = g_0 \quad \text{on} \quad \Gamma^0, \quad \frac{\partial u}{\partial \nu} = g_1 \quad \text{on} \quad \Gamma^1.$$

Remark 4.24. *Similar results were obtained in [25, Thm., p. 4145] for so-called 'creased' domains (here the authors additionally require that the angle between the normals to Γ^0 and Γ^1 at the points of $\partial\Gamma_j$ are less than π). Unfortunately, the precise range of $\varepsilon = \varepsilon(D, \Gamma^0, \Gamma^1) > 0$ is not specified any further in [2, 25].*

Together Propositions 4.23 and 4.22 allow us to reduce the inhomogeneous mixed problem

$$-\Delta u = f \quad \text{on } D, \quad u = g_0 \quad \text{on } \Gamma^0, \quad \frac{\partial u}{\partial \nu} = g_1 \quad \text{on } \Gamma^1 \quad (48)$$

to the homogeneous one as explained before for pure Dirichlet and Neumann problems. In total we obtain the following result:

Proposition 4.25 (Fractional Sobolev regularity for mixed problems). *Let $D \subset \mathbb{R}^3$ be a bounded Lipschitz domain and assume that the boundary $\partial D = \Gamma$ consists of two domains Γ^0 and Γ^1 and their common boundary $\partial\Gamma^j$, which is a 1-dimensional closed Lipschitz curve without self intersections. Moreover, let $\varepsilon > 0$ be small and consider boundary data $g_0 \in H^{s-1/2}(\Gamma^0)$ and $g_1 \in H^{s-3/2}(\Gamma^1)$ with $1 - \varepsilon < s < 1 + \varepsilon$. Let $\alpha_0 > 5/4$ be the constant from Proposition 4.20. Then there exists a unique solution $u \in H^{\bar{\alpha}}(D)$ of (48) for every $\bar{\alpha} < \alpha_0$ in case of homogeneous boundary conditions ($g_0 = g_1 = 0$) and $\bar{\alpha} = s$ in case of inhomogeneous boundary conditions.*

Besov regularity of the mixed problem Before we come to the regularity of the solution of (26) in Besov spaces, we first deduce the following regularity assertion in weighted Sobolev spaces as a consequence of Maz'ya and Rossmann [23, Lem. 4.4, Thm. 4.4].

Theorem 4.26 (Weighted Sobolev regularity). *Let K be a polyhedral cone and let J_0, J_1 be non-empty subsets of $J = \{1, 2, \dots, n\}$, $l \in \mathbb{N}$, $l \geq 2$, $\beta \in \mathbb{R}$, $\delta = (\delta_1, \dots, \delta_n) \in \mathbb{R}^n$. Moreover, let $f \in \mathcal{W}_{\beta, \delta}^{l-2, 2}(K, \tilde{J})$, $g_j \in \mathcal{W}_{\beta, \delta}^{l-3/2, 2}(\Gamma_j; \tilde{J})$ for $j \in J_1$ and $g_j \in \mathcal{W}_{\beta, \delta}^{l-1/2, 2}(\Gamma_j; \tilde{J})$ for $j \in J_0$. Suppose that the line $\text{Re } \lambda = l - \beta - 3/2$ does not contain eigenvalues of the pencil \mathfrak{A} and that the components of δ satisfy the inequalities*

$$\begin{aligned} l - \delta_+^{(j)} &< \delta_j + 1 < l \quad \text{for } j \in \tilde{J}, \\ \max\left(l - \delta_+^{(j)}, l - 2\right) &< \delta_j + 1 < l \quad \text{for } j \in J \setminus \tilde{J}, \end{aligned} \quad (49)$$

where θ_j denotes the angle at the edge M_j . Then the problem (26) has a unique solution $u \in \mathcal{W}_{\beta, \delta}^{l, 2}(K, \tilde{J})$.

Proof. We apply the following elementary embedding from [23, p. 439], i.e.,

$$\mathcal{W}_{\beta+1, \delta}^{l+1, 2}(K, \tilde{J}) \hookrightarrow \mathcal{W}_{\beta, \delta'}^{l, 2}(K, \tilde{J}) \quad (50)$$

with $\delta_j - \delta'_j \leq 1$ for $j = 1, \dots, n$ and $\delta_j, \delta'_j > -1$ for $j \in J \setminus \tilde{J}$, which together with the embedding (34) yields

$$f \in \mathcal{W}_{\beta, \delta}^{l-2, 2}(K, \tilde{J}) \hookrightarrow \mathcal{W}_{\beta-(l-2), \delta-(l-2)}^{0, 2}(K, \tilde{J}) \hookrightarrow W_{\beta-(l-2), \delta'}^{0, 2}(K), \quad (51)$$

where $\delta'_j := \delta_j - (l - 2)$ and

$$\begin{aligned} 2 - \frac{\pi}{\theta_j} &< \delta'_j + 1 < 2 \quad \text{for } j \in \tilde{J}, \\ \max\left(2 - \frac{\pi}{\theta_j}, 0\right) &< \delta'_j + 1 < 2 \quad \text{for } j \in J \setminus \tilde{J}. \end{aligned} \quad (52)$$

Another application of (51) to the boundary values gives

$$\begin{aligned} g_j &\in \mathcal{W}_{\beta,\delta}^{l-1/2,2}(\Gamma_j; \tilde{J}) \hookrightarrow \mathcal{W}_{\beta-(l-2),\delta'}^{2-1/2,2}(\Gamma_j; \tilde{J}) & \text{for } j \in J_0, \\ g_j &\in \mathcal{W}_{\beta,\delta}^{l-1-1/2,2}(\Gamma_j; \tilde{J}) \hookrightarrow \mathcal{W}_{\beta-(l-2),\delta'}^{1-1/2,2}(\Gamma_j; \tilde{J}) & \text{for } j \in J_1. \end{aligned} \quad (53)$$

Moreover, from the initial assumptions we see that the line

$$\operatorname{Re} \lambda = 2 - (\beta - (l - 2)) - 3/2 = l - \beta - 3/2$$

does not contain eigenvalues of the pencil \mathfrak{A} . Hence, according to (51), (52) and (53) we can apply [23, Thm. 4.4] and obtain that there is a unique solution $u \in \mathcal{W}_{\beta-(l-2),\delta'}^{2,2}(K, \tilde{J})$ of (26). Furthermore, with this also the assumptions of [23, Lem. 4.4] are satisfied for $k = 2$, and we deduce that the solution u in fact belongs to $\mathcal{W}_{\beta,\delta}^{l,2}(K, \tilde{J})$. \square

Remark 4.27. *Note that the lower bound for δ_j when $j \in J \setminus \tilde{J}$ in (49) can probably be replaced by*

$$\max\left(l - \delta_+^{(j)}, 0\right) < \delta_j + 1$$

if we combine [23, Thms. 5.4, 5.5] and work with right-hand sides f in (26) being functionals from the dual space $V_{\beta,\delta}^{-1,2}(K)$ of $V_{-\beta,-\delta}^{1,2}(K)$. However, in order to keep our presentation as simple as possible, we decided to stick with the additional assumption $l - 2 < \delta_j + 1$ above for the time being.

Finally, combining the regularity results from Proposition 4.25 and Theorem 4.26 we obtain the following regularity result in Besov spaces for the mixed boundary value problem.

Theorem 4.28 (Besov regularity for mixed boundary value problems). *Let K be a polyhedral cone and \tilde{K} its truncation. For non-empty subsets J_0 and J_1 of $J = \{1, 2, \dots, n\}$ with $J_0 \cup J_1 = J$ and $J_0 \cap J_1 = \emptyset$ put $\Gamma^i := \bigcup_{j \in J_i} \Gamma_j$ and $\tilde{\Gamma}^i := \Gamma^i \cap \tilde{K}$ for $i = 0, 1$. Additionally, assume that the intersection $\overline{\Gamma^0} \cap \overline{\Gamma^1}$ consists of two edges of K only. Let $l \in \mathbb{N}$, $l \geq 2$, $\beta \in \mathbb{R}$, $l > \beta$, $\delta = (\delta_1, \dots, \delta_n) \in \mathbb{R}^n$, and assume the right-hand side of (26) satisfies $f \in \mathcal{W}_{\beta,\delta}^{l-2,2}(K) \cap L_2(\tilde{K})$. For $\varepsilon > 0$ small and $1 - \varepsilon < s < 1 + \varepsilon$, let the boundary data satisfy $g^1 \in H^{s-3/2}(\tilde{\Gamma}^1)$ with $g^1 = g_j$ on Γ_j and $g_j \in \mathcal{W}_{\beta,\delta}^{l-3/2,2}(\Gamma_j; \tilde{J})$ for $j \in J_1$ and $g^0 \in H^{s-1/2}(\tilde{\Gamma}^0)$ with $g^0 = g_j$ on Γ_j and $g_j \in \mathcal{W}_{\beta,\delta}^{l-1/2,2}(\Gamma_j; \tilde{J})$ for $j \in J_0$. Further assume that the line $\operatorname{Re} \lambda = l - \beta - 3/2$ does not contain eigenvalues of the pencil \mathfrak{A} and the components of δ satisfy (49). Then for the solution u of (26) we have*

$$u \in B_{\tau,\tau}^r(\tilde{K}), \quad r < \min\left\{l, 3(l - |\delta|), 3\bar{\alpha}\right\}, \quad \frac{1}{\tau} = \frac{r}{3} + \frac{1}{2},$$

where $\bar{\alpha}(K) = \bar{\alpha}$ is the number from Proposition 4.25.

Proof. The proof follows immediately from Proposition 4.25 and Theorem 4.26 combined with Theorem 4.11. \square

Acknowledgement. The authors thank Stephan Dahlke and Winfried Sickel for helpful discussions and pointing out some references on the subject.

References

- [1] Agmon, S., Douglis, A., Nirenberg, L. (1959). Estimates near the boundary for solutions of elliptic partial differential equations satisfying general boundary conditions I. *Comm. Pure Appl. Math.* **12**, 623–727.
- [2] Agranovich, M. S. (2011). Mixed Problems in a Lipschitz Domain for Strongly Elliptic Second-Order Systems. *Funct. Anal. Appl.* **45**, no. 2, 81–98.
- [3] Cioica-Licht, P. A. (2020). *An L_p -theory for the stochastic heat equation on angular domains in \mathbb{R}^2 with mixed weights*. Preprint, arXiv:2003.03782v2 [math.PR].
- [4] Cioica-Licht, P. A., Kim, K.-H., Lee, K. (2019). On the regularity of the stochastic heat equation on polygonal domains in \mathbb{R}^2 . *J. Differential Equations*, **267**, 6447–6479.
- [5] Cioica-Licht, P., Weimar, M. (2020). On the limit regularity in Sobolev and Besov scales related to approximation theory. *J. Fourier Anal. Appl.* **26**(1), 10.
- [6] Costabel, M. (2019). On the limit Sobolev regularity for Dirichlet and Neumann problems on Lipschitz domains. *Math. Nachr.* **292**, 2165–2173.
- [7] Dahlke, S. (1999). Besov regularity for elliptic boundary value problems on polygonal domains. *Appl. Math. Lett.* **12**(6), 31–38.
- [8] Dahlke, S. (2001). Besov Regularity for the Neumann Problem. *Berichte aus der Technomathematik*. Report 01-11.
- [9] Dahlke, S., Dahmen, W., DeVore, R. (1997). Nonlinear approximation and adaptive techniques for solving elliptic operator equations. *Multiscale Wavelet Methods for Partial Differential Equations*, (W. Dahmen, A.J. Kurdila, and P. Oswald, eds), *Wavelet Analysis and Applications*, vol. 6, Academic Press, San Diego, 237-283.
- [10] Dahlke, S., DeVore, R. A. (1997). Besov regularity for elliptic boundary value problems. *Comm. Partial Differential Equations* **22**, No. 1-2, 1–16.
- [11] Dahlke, S., Hansen, M., Schneider, C., Sickel, W. (2020). *Properties of Kondratiev spaces*. Preprint.
- [12] Dahlke, S., Novak, E., Sickel, W. (2006). Optimal approximation of elliptic problems by linear and nonlinear mappings. II. *J. Complexity* **22**, 549–603.
- [13] Dahlke, S., Schneider, C. (2019). *Besov regularity of parabolic and hyperbolic PDEs*. *Anal. Appl.* **17**, 235-291.
- [14] Dahlke, S., Sickel, W. (2008). Besov Regularity for the Poisson Equation in Smooth and Polyhedral Cones. *Sobolev spaces in mathematics II. Applications in analysis and partial differential equations*, 123–145.

- [15] Gaspoz, F. D., Morin, P. (2009). Convergence rates for adaptive finite elements. *IMA J. Numer. Anal.* **29**(4), 917–936.
- [16] Grisvard, P. (1992). *Singularities in Boundary Value Problems*. Research Notes in Applied Mathematics 22, Springer, Berlin.
- [17] Grisvard, P. (2011). *Elliptic problems in nonsmooth domains*. Reprint of the 1985 original. Classics in Applied Mathematics, 69, SIAM, Philadelphia.
- [18] Hansen, M. (2015). *Nonlinear approximation rates and Besov regularity for elliptic PDEs on polyhedral domains*. *Found. Comput. Math.* **15**, 561–589.
- [19] Hansen, M., Schneider, C., Szemenyei, F. (2020). *An extension operator for Sobolev spaces with mixed weights*. Submitted, arXiv:2102.09937 [math.FA].
- [20] Jerison, D., Kenig, C. E. (1995). The inhomogeneous Dirichlet problem in Lipschitz domains. *J. of Func. Anal.* **130**, 161–219.
- [21] Kozlov, V. A., Maz'ya, V. G., Rossmann, J. (2001). *Spectral problems associated with corner singularities of solutions to elliptic equations*. Mathematical Surveys and Monographs **85**, AMS, Providence, RI.
- [22] Kufner, A. (1980). *Weighted Sobolev spaces*. Teubner-Texte zur Mathematik.
- [23] Maz'ya, V. G., Rossmann, J. (2003). Weighted L_p estimates of solutions to boundary value problems for second order elliptic systems in polyhedral domains. *Z. Angew. Math. Mech.*, **89**, no. 7, 435–467.
- [24] Maz'ya, V. G., Rossmann, J. (2010). *Elliptic equations in polyhedral domains*. Mathematical Surveys and Monographs **162**, AMS, Providence, RI.
- [25] Mitrea, I., Mitrea, M. (2007). The Poisson problem with mixed boundary conditions in Sobolev and Besov spaces in non-smooth domains. *Trans. Amer. Math. Soc.*, **359**, no. 9, 4143–4182.
- [26] Runst, T, Sickel, W. (1996). Sobolev Spaces of Fractional Order, Nemytskij Operators, and Nonlinear Partial Differential Equations. *De Gruyter Series in Nonlinear Analysis and Applications*, 3.
- [27] Rychkov, V. S. (1999). *On restrictions and extensions of the Besov and Triebel-Lizorkin spaces with respect to Lipschitz domains*. J. London Math. Soc. Vol. 60, 237–257.
- [28] Triebel, H. (1983). *Theory of function spaces*. Monographs in Mathematics **78**, Birkhäuser Verlag, Basel.
- [29] Zanger, D. (2000). The inhomogeneous Neumann problem in Lipschitz domains. *Comm. Partial Differential Equations* **25**(9&10), 1771–1808.