

Detecting Communities in Gossip Model with Stubborn Agents

Yu Xing^a, Xingkang He^{a,*}, Haitao Fang^b, Karl H. Johansson^a

^a*Division of Decision and Control Systems, School of Electrical Engineering and Computer Science,
KTH Royal Institute of Technology, and Digital Futures, Stockholm, Sweden.*

^b*Key Laboratory of Systems and Control, Academy of Mathematics and Systems Science, Chinese Academy of Sciences;
School of Mathematical Sciences, University of Chinese Academy of Sciences, Beijing, P. R. China.*

Abstract

We consider a community detection problem for a gossip model, in which agents randomly interact pairwise, and there are stubborn agents never changing their states. Such a model can illustrate how disagreement and opinion fluctuation arise in a social network. It is assumed that each agent is assigned with one of the two community labels, and the agents interact with probabilities depending on their labels. The considered problem is twofold: to infer the community labels of agents, and to estimate interaction probabilities between the agents, based on a single trajectory of the model. We first study stability and limit theorems of the model, and then propose a joint detection and estimation algorithm based on agent states. It is verified that the community detector of the algorithm converges in finite time, and the interaction estimator converges almost surely. We derive a sample-complexity result for successful community detection, and analyze convergence rate of the interaction estimator. Simulations are presented for illustration of the performance of the proposed algorithm.

Key words: Community detection; gossip models; stubborn agents; social networks; Markov chains

1 Introduction

Networks, consisting of nodes and edges, occur across various domains, such as biology, computer science, and sociology. In most realistic networks, subgroups of nodes have similar characteristics, for example, dense connections locally but sparse globally. These subgroups are often called communities, despite the absence of a universal mathematical definition in the literature [1]. The goal of community detection is to partition nodes according to the network topology. Recently, there is a growing interest in studying community detection based on state observations of dynamical systems, without topological data [2–7]. Lacking topological data makes community detection harder than classic problems.

1.1 Related work

In this subsection, we discuss existing researches related

to the problem considered in this paper. We first review several key community definitions and detection approaches among the huge literature of community detection (for more thorough reviews, see e.g., [1, 8]), then discuss papers of detecting communities based on state observations, and finally clarify our motivation.

Traditional community-detection methods apply agglomerative or divisive clustering techniques to node pairs assigned with certain weights (e.g., the number of node-independent paths [9] or edge betweenness [10]). In [11], the authors introduce the concept of modularity to measure the quality of a graph partition. High modularity of a graph partition indicates dense connections within communities given by this partition. A famous algorithm based on optimizing modularity is the Louvain method [12], which assigns nodes to one of the communities iteratively to achieve the largest modularity gain. Another approach to addressing the community-detection problem is based on statistical inference. Instead of defining communities resorting to quality functions such as modularity, this approach introduces generative network models and considers an observed network as a sample of the model. A well-known canonical model is the stochastic block model

* Corresponding author.

Email addresses: yuxing2@kth.se (Yu Xing),
xingkang@kth.se (Xingkang He), htfang@iss.ac.cn
(Haitao Fang), kallej@kth.se (Karl H. Johansson).

(SBM) [13, 14], which generates a network by first assigning each node a community label, and then connecting nodes with probabilities depending on their labels. The paper [15] reviews results on detectability of communities and consistency of algorithms based on spectral methods [16], belief propagation [17], and so on. Besides optimization and statistical approaches, a large category of community-detection methods are based on running dynamical processes over networks. For example, the Infomap method [18] seeks two-level (coarse and fine) coding of a trajectory of a random walk over a network, and correspond the obtained coarse-level codewords to communities. There are also algorithms based on opinion-dynamics models. In [19], the authors propose a bounded-confidence model, and show that agent states converge to several clusters, which provide a solution of a community detection problem.

Recently, the study of community detection for networked dynamics has emerged. The problem asks whether we can detect communities of a network only based on state observations of a dynamical process over the network, without topological data. The main difference between this problem and the classic ones, especially the dynamic-based community-detection methods, is that the network for which we detect communities is not available. The papers [2, 7] follow a natural two-step procedure, which first recovers the underlying network and then clusters agents based on network estimates. The authors of [4–6] introduce the framework of blind community detection, where they show that sample covariance matrices of agent states from multiple trajectories may provide information of community structure. The author in [3] investigates simultaneously reconstructing the topology and the community structure for an epidemic model and an Ising model, but studies the performance of proposed methods via simulation on datasets.

In this paper we study the community detection problem for a gossip model with stubborn agents. Our first motivation comes from the recent development of learning interpersonal influence from group dynamics [20]. Learning influential networks from dynamics is crucial because the networks are useful for decision making and intervention, but directly collecting topological data may be hard, due to topic-specific properties of influential networks [21], consistency issues (e.g., online links may not reflect the ground truth) [22], and privacy concern [23]. Since learning large-scale network is computationally expensive, detecting communities for a coarse description could be a better option. The second motivation is that the gossip update rule, as a counterpart of the well-known DeGroot model [24], captures the random nature of individual interaction in reality. It is a fundamental element of more complex opinion models [24–27], and has also been extensively studied in the control literature as a consensus algorithm [28]. Finally, we consider stubborn agents because they play a crucial role in opin-

ion formation [24, 26, 29]. Results (e.g., [26]) show that the existence of stubborn agents, which can be interpreted as media, influential bloggers, or opinion leaders in practice, may explain the oscillation of social opinions. An generalization of stubborn agents is to assume each agent have some level of stubbornness with respect to its initial belief. This generalization is considered in the Friedkin-johnsen model [30], which has further been extended to cases with time-varying influence [31] and issue sequences [32].

1.2 Contributions

We consider the community detection problem for a gossip model with stubborn agents. It is assumed that each agent is assigned with one of the two community labels, and the agents interact with probabilities depending on their labels. Our contributions are as follows:

1. We derive stability and limit theorems of the network model by leveraging results on Markov chains and stochastic approximation (Theorem 1). It is shown that regular-agent states converge in distribution to a unique stationary distribution, and the time average of the agent states converge almost surely. An explicit expression for the mean of stationary distribution is given (Proposition 2).
2. Based on Polyak averaging and stochastic approximation techniques, we propose a joint algorithm to detect the community structure and to estimate the interaction probabilities between agents (Algorithm 1). It is shown that the community detector of the algorithm converges in finite time, and that the interaction estimator converges almost surely (Theorem 2).
3. We develop a concentration inequality for Markov chains (Lemma 1), and use it to analyze the sample complexity of the community detector of Algorithm 1 (Theorem 3). The obtained result shows that the probability of unsuccessful detection decays exponentially as time increases. Additionally, we analyze convergence rate of the interaction estimator from a stochastic approximation argument (Theorem 4).

The convergence results given in the paper indicate that a Polyak averaging technique could be useful for detecting communities based on a single trajectory of group dynamics with random interactions. In addition, we establish a sample-complexity result for successful detection (detecting all community labels correctly), providing a quantitative dependence of the successful detection probability on parameters of the model. These two points make our paper different from [4–6], which utilize properties of sample covariance matrices of agent states collected from independent instances of a system, and different from [33], which considers learning a sparse characterization of the influential network from multiple

trajectories of the gossip model with stubborn agents. The major differences between this paper and its conference version [34] are that we provide a motivating example to clarify our assumptions, characterize the sample complexity and the convergence rate of the algorithm, and add more simulations to illustrate the performance of the algorithm.

1.3 Notation and preliminaries

Denote the n -dimensional Euclidean space by \mathbb{R}^n , the set of $n \times m$ real matrices by $\mathbb{R}^{n \times m}$, the set of nonnegative integers by \mathbb{N} , and the set of positive integers by \mathbb{N}^+ . Let $\mathbf{1}_n$ be the all-one vector with dimension n , \mathbf{e}_i be the unit vector with i -entry being one, I_n be the $n \times n$ identity matrix, and $\mathbf{0}_{n,m}$ be the $n \times m$ all-zero matrix. Define $\mathbf{1}_{n_1, n_2} := \mathbf{1}_{n_1} \mathbf{1}_{n_2}^T$, where A^T represents the transpose of a matrix A . Denote the Euclidean norm of a vector in \mathbb{R}^n by $\|\cdot\|$, and denote the maximum absolute column sum norm, spectral norm, and maximum absolute row sum norm of a square matrix by $\|\cdot\|_1$, $\|\cdot\|_2$, and $\|\cdot\|_\infty$. The subscript of a matrix norm is dropped if the norm is not specified. Denote the diagonal matrix with the elements of a vector x on the main diagonal by $\text{diag}\{x\}$.

For a vector $x \in \mathbb{R}^n$, denote its i -th component by x_i , and for a matrix $A = [a_{ij}]_{1 \leq i, j \leq n} \in \mathbb{R}^{n \times n}$, denote its (i, j) -th entry by a_{ij} . The matrix A is said to be row stochastic if $a_{ij} \geq 0$ and $A\mathbf{1} = \mathbf{1}$, and to be substochastic if $a_{ij} \geq 0$ and the row sums of A are not larger than one. Denote the spectral radius of A by $\rho(A)$. The cardinality of a set Ω is denoted by $|\Omega|$. The function $\mathbb{I}_{[\text{property}]}$ is the indicator function equal to one if the property in the bracket holds, and equal to zero otherwise. For two sequences $\{a_k\}$ and $\{b_k\}$ with $a_k \in \mathbb{R}^n$ and $0 \neq b_k \in \mathbb{R}$, $k \geq 1$, $a_k = O(b_k)$ means that $\lim_{k \rightarrow \infty} \|a_k/b_k\| \leq C$ for some positive number C , and $a_k = o(b_k)$ means that $\lim_{k \rightarrow \infty} \|a_k/b_k\| = 0$. We call an event happens almost surely (a.s.) if it happens with probability one. Denote the expectation of a random vector X by $\mathbb{E}\{X\}$. We use the notation \xrightarrow{d} to represent convergence in distribution.

To define a Markov chain taking values on $(\mathbb{R}^n, \mathcal{B}(\mathbb{R}^n))$, where $\mathcal{B}(\mathbb{R}^n)$ is the Borel σ -field, we first define the transition probability kernel $P(x, A)$, $x \in \mathbb{R}^n$, $A \in \mathcal{B}(\mathbb{R}^n)$, satisfying that for each $A \in \mathcal{B}(\mathbb{R}^n)$, $P(\cdot, A)$ is a non-negative measurable function on \mathbb{R}^n , and for each $x \in \mathbb{R}^n$, $P(x, \cdot)$ is a probability measure on $\mathcal{B}(\mathbb{R}^n)$. A (homogeneous) Markov chain $\{X(t), t \in \mathbb{N}\}$ on \mathbb{R}^n satisfies that for all $t \in \mathbb{N}$, $A \in \mathcal{B}(\mathbb{R}^n)$, and $x \in \mathbb{R}^n$,

$$\begin{aligned} \mathbb{P}\{X(t+1) \in A | X(t) = x, X(t-1) \dots, X(0)\} \\ = \mathbb{P}\{X(t+1) \in A | X(t) = x\} = P(x, A). \end{aligned}$$

Using transition probability kernel $P(\cdot, \cdot)$, we can define

n -step transition probability of $\{X(t)\}$ inductively by

$$P^t(x, A) = \int_{\mathbb{R}^n} P(x, dy) P^{t-1}(y, A), \quad t \in \mathbb{N}^+,$$

and $P^0(x, A) = \mathbb{I}_{[x \in A]}$, for all $x \in \mathbb{R}^n$ and $A \in \mathcal{B}(\mathbb{R}^n)$. A stationary distribution of a Markov chain $\{X(t)\}$ with transition probability kernel $P(\cdot, \cdot)$ is a probability measure π on $\mathcal{B}(\mathbb{R}^n)$ such that

$$\pi(A) = \int_{\mathbb{R}^n} \pi(dx) P(x, A), \quad A \in \mathcal{B}(\mathbb{R}^n).$$

1.4 Outline

The rest of the paper is organized in the following way. In Section 2 the community detection problem is formulated. Analysis of the model is given in Section 3, and then a joint detection and estimation algorithm is proposed in Section 4. Section 5 presents convergence results of the algorithm, and Section 6 provides several numerical simulations. Finally, Section 7 concludes the paper. Some proofs are postponed to appendices.

2 Problem formulation

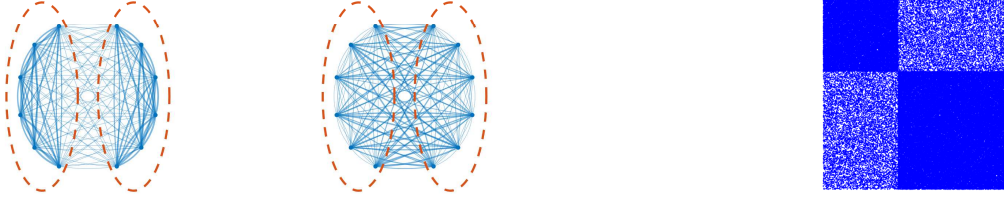
In this section, we introduce the considered model and the definition of communities, and then formulate the problem.

2.1 Gossip model with stubborn agents

In this section, we present the gossip model used in this paper. The gossip model is a random process over an undirected graph $\mathcal{G} = (\mathcal{V}, \mathcal{E})$ with the agent set \mathcal{V} , the edge set \mathcal{E} , and no self-loops. The agent set \mathcal{V} consists of two types of agents, regular and stubborn ones, denoted by \mathcal{V}_r and \mathcal{V}_s , respectively ($\mathcal{V} = \mathcal{V}_r \cup \mathcal{V}_s$ and $\mathcal{V}_r \cap \mathcal{V}_s = \emptyset$). In the model, each agent i possesses a state $X_i(t) \in \mathbb{R}$, and the state vector at time t is denoted by $X(t) \in \mathbb{R}^n$, obtained by stacking all agent states, $t \in \mathbb{N}$. Stubborn agents do not change their states during the process.

An interaction probability matrix $W = [w_{ij}] \in \mathbb{R}^{n \times n}$ captures interactions between agents, and satisfies that $w_{ij} = w_{ji} \geq 0$, $w_{ij} > 0 \Leftrightarrow \{i, j\} \in \mathcal{E}$, $1 \leq i, j \leq n$, and $\mathbf{1}^T W \mathbf{1} / 2 = 1$. At time t , edge $\{i, j\}$ is selected with probability w_{ij} independently of previous updates, and agents update as follows,

$$X_k(t+1) = \begin{cases} \frac{1}{2}(X_i(t) + X_j(t)), & \text{if } k \in \mathcal{V}_r \cap \{i, j\}, \\ X_k(t), & \text{otherwise.} \end{cases} \quad (1)$$



(a) The left (right) figure demonstrates the case where $w_s > w_d$ ($w_s < w_d$), in which agents within the same community interacting more (less) often than agents across communities. The width of edges is proportional to the number of interactions.

(b) The adjacency matrix of a graph generated from SBM($n, l_s, l_d, \nu_1, \nu_2$) with $n = 5000$, $l_s = 5$, $l_d = 1$, $\nu_1 = 0.4$, and $\nu_2 = 0.6$. The figure, in which dots represent nonzero entries, shows the block structure of the matrix.

Fig. 1. Illustration of the interaction model (4) and an adjacency matrix generated from an SBM.

The averaging weight is assumed to be $1/2$, but general weights can be considered. For $1 \leq i < j \leq n$, define

$$R^{ij} = \begin{cases} I - \frac{1}{2}(\mathbf{e}_i - \mathbf{e}_j)(\mathbf{e}_i - \mathbf{e}_j)^T, & \text{if } i, j \in \mathcal{V}_r, \\ I - \frac{1}{2}\mathbf{e}_i(\mathbf{e}_i - \mathbf{e}_j)^T, & \text{if } i \in \mathcal{V}_r, j \in \mathcal{V}_s, \\ I - \frac{1}{2}\mathbf{e}_j(\mathbf{e}_j - \mathbf{e}_i)^T, & \text{if } i \in \mathcal{V}_s, j \in \mathcal{V}_r, \\ I, & \text{if } i, j \in \mathcal{V}_s, \end{cases}$$

and a sequence of independent and identically distributed (i.i.d.) n -dimensional random matrices $\{R(t), t \in \mathbb{N}\}$ such that $\mathbb{P}\{R(t) = R^{ij}\} = w_{ij}$, $1 \leq i < j \leq n$. The update rule (1) can then be written as

$$X(t+1) = R(t)X(t). \quad (2)$$

Since stubborn agents never change their states during the process, we rewrite (2) to end up with the following compact form of *the gossip model with stubborn agents*:

$$X^r(t+1) = A(t)X^r(t) + B(t)X^s(t), \quad (3)$$

where $X^r(t)$ and $X^s(t)$ are the state vectors obtained from stacking the states of regular and stubborn agents, respectively, $X^s(t) \equiv X^s(0)$, and $[A(t) \ B(t)]$ is the matrix obtained from stacking rows of $R(t)$ corresponding to regular agents. So $\{[A(t) \ B(t)], t \in \mathbb{N}\}$ is a sequence of i.i.d. random matrices. We assume that the model evolves from a fixed initial vector $X(0)$ for simplicity. If the initial vector is random, we can study the model conditioning on the initial vector.

2.2 Communities

In this paper, we follow the framework of generative models such as SBM [15], and assume that each agent in the network has a pre-assigned community label. We define a community as the set of agents that have the same label. In the framework of the SBM, the probability that two agents have an edge depends on their labels. This model is simple but can generate various kinds of topological structure.

In particular, we consider the scenario where the network has two communities, \mathcal{V}_1 and \mathcal{V}_2 ($\mathcal{V} = \mathcal{V}_1 \cup \mathcal{V}_2$ and $\mathcal{V}_1 \cap \mathcal{V}_2 = \emptyset$). Denote the community label of i by $\mathcal{C}(i)$, so $\mathcal{C}(i) = k$ for $i \in \mathcal{V}_k$, $k = 1, 2$. We call \mathcal{C} the community structure of the network. We further assume that, for a pair of agents i and j , $1 \leq i < j \leq n$, the interaction probability is

$$w_{ij} = \begin{cases} w_s, & \text{if } \mathcal{C}(i) = \mathcal{C}(j), \\ w_d, & \text{if } \mathcal{C}(i) \neq \mathcal{C}(j), \end{cases} \quad (4)$$

where w_s and w_d are positive constants, and $w_s \neq w_d$. Thus if agents i and j are in the same community, then they interact with probability w_s at each time. Otherwise, their interaction probability is w_d . Fig. 1(a) illustrates two different interaction models, via a simulation where an example of the gossip model with interaction model (4) is run for 2000 iterations and the number of interactions between agents is counted.

To ease notation, we assume that $\mathcal{V}_1 = \{1, \dots, n_1\}$ and $\mathcal{V}_2 = \{n_1+1, \dots, n_1+n_2\}$ with $n_k := |\mathcal{V}_k|$, $k = 1, 2$, and $n_1 + n_2 = n$. Thus the interaction probability matrix is

$$W = \begin{bmatrix} w_s \mathbf{1}_{n_1, n_1} - \text{diag}\{w_s \mathbf{1}_{n_1}\} & w_d \mathbf{1}_{n_1, n_2} \\ w_d \mathbf{1}_{n_2, n_1} & w_s \mathbf{1}_{n_2, n_2} - \text{diag}\{w_s \mathbf{1}_{n_2}\} \end{bmatrix} \quad (5)$$

with $\mathbf{1}^T W \mathbf{1} / 2 = 1$ (i.e., only one pair of agents interact at each time). W has a block structure corresponding to the community structure of the network. We provide the following example to illustrate how the above assumptions arise naturally from an SBM. The example shows that if we assume the graph of the gossip model is generated from an SBM, then the corresponding interaction probability matrix is close to an average version of the matrix, which has the same structure as (5).

Example 1 Consider an SBM with two communities, which is a simple but crucial case for studying community detection [15]. The SBM with two communities is a random graph model, denoted by SBM($n, l_s, l_d, \nu_1, \nu_2$),

where n is the number of agents, l_s and l_d are two different positive constants, and ν_1 and ν_2 are positive constants such that both $\nu_1 n$ and $\nu_2 n$ are integers and $\nu_1 + \nu_2 = 1$. $\text{SBM}(n, l_s, l_d, \nu_1, \nu_2)$ generates an undirected graph $\mathcal{G} = (\mathcal{V}, \mathcal{E}, \mathcal{A})$, where \mathcal{A} is the adjacency matrix (i.e., $[\mathcal{A}]_{ij} = [\mathcal{A}]_{ji} = \mathbb{I}_{\{i,j\} \in \mathcal{E}})$, according to the following rule. In the first step, the model assigns $\nu_1 n$ agents with community label 1, and $\nu_2 n$ agents with community label 2. In the second step, for all $i, j \in \mathcal{V}$ with $i \neq j$, the model adds edge $\{i, j\}$ to \mathcal{E} with probability $(p_{ij} \ln n)/n$ independently of other edges, where $p_{ij} = l_s$ if $\mathcal{C}(i) = \mathcal{C}(j)$ and $p_{ij} = l_d$ if $\mathcal{C}(i) \neq \mathcal{C}(j)$.

A graph \mathcal{G} and its adjacency matrix \mathcal{A} , generated from $\text{SBM}(n, l_s, l_d, \nu_1, \nu_2)$, can define a gossip model with interaction probability matrix $\tilde{W} = [\tilde{w}_{ij}] = \mathcal{A}/\alpha$ and $\alpha = \sum_{i=1}^n \sum_{j=i+1}^n a_{ij} = |\mathcal{E}|$. We consider the scenario where $n \rightarrow \infty$, and it can be shown that the following inequality holds for the random matrix \tilde{W} with a constant C , except for a small probability vanishing as $n \rightarrow \infty$ (see Appendix A for the proof),

$$\left\| \tilde{W} - \frac{\mathbb{E}\{\mathcal{A}\}}{\mathbb{E}\{\alpha\}} \right\| \leq \frac{C}{n}.$$

This result implies that, if we assume that the network of the gossip model is generated from $\text{SBM}(n, l_s, l_d, \nu_1, \nu_2)$, then the interaction probability matrix of the gossip model is close to $\mathbb{E}\{\mathcal{A}\}/\mathbb{E}\{\alpha\}$ when n is large. It is not hard to observe that $\mathbb{E}\{\mathcal{A}\}/\mathbb{E}\{\alpha\}$ has exactly the same structure as W in (5) with $n_k = \nu_k n$, $k = 1, 2$, $w_s = l_s \ln n / (n \mathbb{E}\{\alpha\})$, and $w_d = l_d \ln n / (n \mathbb{E}\{\alpha\})$. Fig. 1(b) demonstrates this concentration phenomenon. Under our simplified assumptions, we study a gossip model over a weighted complete graph, but the above concentration result implies that the behavior of the gossip model over a graph generated from $\text{SBM}(n, l_s, l_d, \nu_1, \nu_2)$ may not deviate too far from the former model when n is large. The analysis of this general case is more involved, so we leave it for future work.

Remark 1 A general assumption for community labels in $\text{SBM}(n, l_s, l_d, \nu_1, \nu_2)$ is that agents get label k with probability ν_k independently of each other, $k = 1, 2$. This is essentially equivalent to the deterministic label-assignment assumption when $n \rightarrow \infty$ (see Remark 3 of [15]). In addition, from this example, we can see that w_s and w_d have another physical meaning: the ratio of the probability of two agents linked by an edge and the expected number of edges in the SBM. We also note that the case of $w_d > w_s$ corresponds to that of $l_d > l_s$ in the SBM, and it is called the disassortative structure [1].

2.3 Community detection and interaction estimation

The problem studied in this paper is to infer the community structure and to estimate the interaction probabilities between agents, based on state observations. The

estimate of the interaction probabilities provides a more detailed description of the relationships between agents. Formally speaking, we consider the following problem.

Problem. Given one trajectory of the gossip model with stubborn agents ($\{X^r(t), t \in \mathbb{N}\}$ and $X^s(0)$), detect the community structure \mathcal{C} , estimate the interaction probabilities w_s and w_d , and study the sample-complexity of the detection and convergence rate of the estimation.

Recall $\mathcal{V}_1 = \{1, \dots, n_1\}$ and $\mathcal{V}_2 = \{n_1 + 1, \dots, n_1 + n_2\}$. We further sort regular and stubborn agents in each community in the following way: $\mathcal{V}_{r1} = \{1, \dots, n_{r1}\}$, $\mathcal{V}_{s1} = \{n_{r1} + 1, \dots, n_1\}$, $\mathcal{V}_{r2} = \{n_1 + 1, \dots, n_1 + n_{r2}\}$, and $\mathcal{V}_{s2} = \{n_1 + n_{r2} + 1, \dots, n\}$. Here, \mathcal{V}_{rk} (resp. \mathcal{V}_{sk}) is the set of regular (resp. stubborn) agents in community k , $k = 1, 2$. Denote $n_{rk} := |\mathcal{V}_{rk}|$, $n_{sk} := |\mathcal{V}_{sk}|$, $n_r := |\mathcal{V}_r|$, and $n_s := |\mathcal{V}_s|$. In the considered problem, the total number of agents is known in advance, and we assume that the network consists of two communities and the stubborn-agent states are observable. But difficulty still remains since we do not know n_k , n_{rk} , n_{sk} , $k = 1, 2$, and interaction information. The last one cannot be obtained in general situations (e.g., we can only observe agent states at some time steps, or state observations are corrupted by noise, as discussed in Remark 6).

3 Model analysis

In this section, we study the behavior of the gossip model with stubborn agents, and provide an explicit expression for the mean of its stationary distribution. We summarize current assumptions as follows.

Assumption 1

(i.1) The agent set \mathcal{V} consists of two communities, $\mathcal{V}_1 = \{1, \dots, n_1\}$ and $\mathcal{V}_2 = \{n_1 + 1, \dots, n_1 + n_2\}$ with $n_1, n_2 > 0$ and $n_1 + n_2 = n$.

(i.2) Both communities have regular agents, namely, $1 \leq n_{r1} \leq n_1$, $1 \leq n_{r2} \leq n_2$.

(ii) The interaction probability matrix W has a block structure (5) with $w_s, w_d > 0$, $w_s \neq w_d$, and

$$(n_1(n_1 - 1) + n_2(n_2 - 1))w_s + 2n_1n_2w_d = 2. \quad (6)$$

(iii) $X(0)$ is fixed. Denote the state vector of stubborn agents by $\mathbf{x}^s := X^s(0) = [(\mathbf{x}^{s1})^T (\mathbf{x}^{s2})^T]^T$, $\underline{s} := \min_{1 \leq i \leq n_s} \{\mathbf{x}_i^s\}$ and $\bar{s} := \max_{1 \leq i \leq n_s} \{\mathbf{x}_i^s\}$, where \mathbf{x}^{sk} is the state vector of stubborn agents in community k , $k = 1, 2$. It holds that $X^r(0) \in \mathcal{S}$, where

$$\mathcal{S} := \{x^r \in \mathbb{R}^{n_r} : x_i^r \in [\underline{s}, \bar{s}], 1 \leq i \leq n_r\}. \quad (7)$$

Remark 2 In Assumption 1 (i.1), the order of agents is sorted for convenience, but we do not know which group

$$\bar{A} = \frac{1}{2} \begin{bmatrix} (2 - w_s n_1 - w_d n_2) I_{n_{r1}} + w_s \mathbf{1}_{n_{r1}, n_{r1}} & w_d \mathbf{1}_{n_{r1}, n_{r2}} \\ w_d \mathbf{1}_{n_{r2}, n_{r1}} & (2 - w_s n_2 - w_d n_1) I_{n_{r2}} + w_s \mathbf{1}_{n_{r2}, n_{r2}} \end{bmatrix}, \bar{B} = \frac{1}{2} \begin{bmatrix} w_s \mathbf{1}_{n_{r1}, n_{s1}} & w_d \mathbf{1}_{n_{r1}, n_{s2}} \\ w_d \mathbf{1}_{n_{r2}, n_{s1}} & w_s \mathbf{1}_{n_{r2}, n_{s2}} \end{bmatrix} \quad (8)$$

each agent belongs to, before community detection. If $w_s = w_d$, then there is no block structure for W , so it is necessary to assume they are not equal. We assume that the regular-agent states start from \mathcal{S} . This assumption is reasonable because it intuitively means that regular-agent states lie between the extreme states of stubborn agents.

Before studying properties of the gossip model, we explicitly write the block structures of $\bar{A} := \mathbb{E}\{A(t)\}$ and $\bar{B} := \mathbb{E}\{B(t)\}$ in the following proposition, which says that the block structure of W results in similar update rules for agents in the same community.

Proposition 1 *Suppose Assumption 1 holds. Then \bar{A} and \bar{B} have block structures given in (8).*

PROOF. For $i < j$, $i, j \in \mathcal{V}_r$, $R(t) = R^{ij} = I - \frac{1}{2}(\mathbf{e}_i - \mathbf{e}_j)(\mathbf{e}_i - \mathbf{e}_j)^T$ with probability w_{ij} , so $\bar{r}_{ij} = \frac{1}{2}w_{ij}$, where \bar{r}_{ij} (resp. w_{ij}) is the (i, j) -th entry of \bar{R} (resp. W). If i and j are in the same community, then $w_{ij} = w_s$. Otherwise, $w_{ij} = w_d$. The values of other off-diagonal entries of \bar{R} can be obtained by following the same argument and the definition of R^{ij} . For the diagonal entries of \bar{R} , note that $R(t)$ is row stochastic a.s., so $\bar{r}_{ii} = 1 - \sum_{j \neq i} \bar{r}_{ij}$. By comparing $R(t)$ with $A(t)$ and $B(t)$ in the gossip model, we can obtain (8). \square

Corollary 1 *If Assumption 1 holds and there exists at least one stubborn agent in the network (i.e., $n_r < n$), then \bar{A} is Schur stable, i.e., $\rho(\bar{A}) < 1$.*

PROOF. We know from Proposition 1 that \bar{A} has the form (8). If there exists at least one row of \bar{A} with row sum less than one. So from Lemma 4 in Appendix D, the corollary follows. \square

Now we provide the stability and limit theorems of the gossip model.

Theorem 1 *(Stability and limit theorems) Suppose Assumption 1 holds and there exists at least one stubborn agent in the network (i.e., $n_r < n$). The following results hold for the gossip model with stubborn agents.*

(i) *The model has a unique stationary distribution π with mean \mathbf{x}^r , and $X^r(t) \xrightarrow{d} \pi$, as $t \rightarrow \infty$.*

(ii) *The expectation of the state vector converges to \mathbf{x}^r :*

$$\mathbf{x}^r = \lim_{t \rightarrow \infty} \mathbb{E}\{X^r(t)\} = (I - \bar{A})^{-1} \bar{B} \mathbf{x}^s. \quad (9)$$

(iii) *Denote $S^r(t) := \frac{1}{t} \sum_{i=0}^{t-1} X^r(i)$, then*

$$\lim_{t \rightarrow \infty} S^r(t) = \mathbf{x}^r \quad \text{a.s.}, \quad (10)$$

PROOF. See Appendix D. \square

Remark 3 *The first two results show that the agent states, though may not converge a.s., converge in distribution to a unique stationary distribution, and their expectations converge to the mean of the stationary distribution. The third conclusion indicates that, by computing the time average of the agent states, we will eventually know the value of \mathbf{x}^r .*

The following proposition shows that the mean of stationary distribution of regular-agent states has a block structure, indicating that regular-agent states in the same community are similar in average.

Proposition 2 *Under the conditions of Theorem 1,*

$$(I - \bar{A})^{-1} = 2 \begin{bmatrix} \frac{1}{a_1} (I_{n_{r1}} + \tilde{w}_{s1} \mathbf{1}_{n_{r1}, n_{r1}}) & \tilde{w}_d \mathbf{1}_{n_{r1}, n_{r2}} \\ \tilde{w}_d \mathbf{1}_{n_{r2}, n_{r1}} & \frac{1}{a_2} (I_{n_{r2}} + \tilde{w}_{s2} \mathbf{1}_{n_{r2}, n_{r2}}) \end{bmatrix},$$

where for $k = 1, 2$, $a_k = w_s n_k + w_d n_{3-k}$, $\tilde{w}_d = w_d / \delta$,

$$\begin{aligned} \tilde{w}_{sk} &= (w_s^2 n_{s,3-k} + w_s w_d n_k + w_d^2 n_{r,3-k}) / \delta, \\ \delta &= w_s^2 n_{s1} n_{s2} + w_s w_d (n_1 n_{s1} + n_2 n_{s2}) \\ &\quad + w_d^2 (n_1 n_2 - n_{r1} n_{r2}). \end{aligned} \quad (11)$$

As a result,

$$\begin{aligned} \mathbf{x}^r &= \frac{1}{\delta} [(\gamma_{11} \mathbf{1}_{n_{s1}}^T \mathbf{x}^{s1} + \gamma_{12} \mathbf{1}_{n_{s2}}^T \mathbf{x}^{s2}) \mathbf{1}_{n_{r1}}^T, \\ &\quad (\gamma_{21} \mathbf{1}_{n_{s1}}^T \mathbf{x}^{s1} + \gamma_{22} \mathbf{1}_{n_{s2}}^T \mathbf{x}^{s2}) \mathbf{1}_{n_{r2}}^T]^T \\ &:= [\chi_1 \mathbf{1}_{n_{r1}}^T, \chi_2 \mathbf{1}_{n_{r2}}^T]^T, \end{aligned} \quad (12)$$

where \mathbf{x}^r is given in (9),

$$\gamma_{kk} = w_s^2 n_{s,3-k} + w_s w_d n_k + w_d^2 n_{r,3-k},$$

$$\gamma_{k,3-k} = w_d(w_s n_{3-k} + w_d n_k),$$

and $\mathbf{1}_{n_{sk}}^T \mathbf{x}^{sk}$ is defined to be zero if $n_{sk} = 0$, $k = 1, 2$.

PROOF. From (8), we have that

$$I - \bar{A} = \frac{1}{2} \begin{bmatrix} a_1 I_{n_{r1}} - w_s \mathbf{1}_{n_{r1}, n_{r1}} & -w_d \mathbf{1}_{n_{r1}, n_{r2}} \\ -w_d \mathbf{1}_{n_{r2}, n_{r1}} & a_2 I_{n_{r2}} - w_s \mathbf{1}_{n_{r2}, n_{r2}} \end{bmatrix}.$$

By Corollary 1, $(I - \bar{A})^{-1}$ exists, and direct computation implies the first conclusion. Hence,

$$(I - \bar{A})^{-1} \bar{B} = \begin{bmatrix} \tilde{w}_{s1} \mathbf{1}_{n_{r1}, n_{s1}} & a_2 \tilde{w}_d \mathbf{1}_{n_{r1}, n_{s2}} \\ a_1 \tilde{w}_d \mathbf{1}_{n_{r2}, n_{s1}} & \tilde{w}_{s2} \mathbf{1}_{n_{r2}, n_{s2}} \end{bmatrix}.$$

Then under Assumption 1, (12) is obtained from (9). \square

Remark 4 In Appendix B, we provide with a result on the expression of $(I - \bar{A})^{-1} \bar{B}$ in the multiple-community case, as a generalization of Proposition 2, but we leave the thorough analysis as future work.

The above proposition means that regular agents in the same community have the same limit (it is a weighted average of stubborn-agent states, since $\delta = \gamma_{11} n_{s1} + \gamma_{12} n_{s2} = \gamma_{21} n_{s1} + \gamma_{22} n_{s2}$). Hence it is possible to split regular agents by computing the time average of states. However, we are unable to do so if only one community has stubborn agents, or the states of stubborn agents are similar. We introduce the following condition to rule out these situations.

Assumption 2 Both communities have stubborn agents (i.e., $n_{s1} n_{s2} > 0$), and $\mathbf{x}^s = [(\mathbf{x}^{s1})^T (\mathbf{x}^{s2})^T]^T$ satisfies that $\mathbf{1}_{n_{s1}}^T \mathbf{x}^{s1} / n_{s1} \neq \mathbf{1}_{n_{s2}}^T \mathbf{x}^{s2} / n_{s2}$.

This assumption has practical implication: stubborn agents (e.g., opinion leaders) are distributed among communities, and they are more likely to have distinct opinions if they do not come from the same community. Under Assumption 2, we have the following result. It shows that the presence of stubborn agents enhances the separation of regular-agent states, which is intuitive from a practical point of view.

Proposition 3 Under the conditions of Theorem 1, $\chi_1 \neq \chi_2$ if and only if Assumption 2 holds.

PROOF. It suffices to note from Proposition 2,

$$\chi_1 - \chi_2 = \frac{1}{\delta} ((\gamma_{11} - \gamma_{21}) \mathbf{1}_{n_{s1}}^T \mathbf{x}^{s1} + (\gamma_{12} - \gamma_{22}) \mathbf{1}_{n_{s2}}^T \mathbf{x}^{s2})$$

$$= \frac{1}{\delta} (w_s^2 - w_d^2) (n_{s2} \mathbf{1}_{n_{s1}}^T \mathbf{x}^{s1} - n_{s1} \mathbf{1}_{n_{s2}}^T \mathbf{x}^{s2}). \quad \square$$

This result shows that Assumption 2 is a necessary and sufficient condition for regular agents from different communities having nonidentical stationary-state expectations. Note that, from a practical perspective, $\chi_1 = \chi_2$ is unlikely to happen, since $\mathbf{1}_{n_{s1}}^T \mathbf{x}^{s1} / n_{s1} \neq \mathbf{1}_{n_{s2}}^T \mathbf{x}^{s2} / n_{s2}$ holds for almost all $\mathbf{x}^s \in \mathbb{R}^{n_s}$.

4 Joint detection and estimation algorithm

In this section, we design a joint detection and estimation algorithm (Algorithm 1) to address the considered problem. Since we have no information of the community structure of stubborn agents and they do not evolve in the process, we assume the following connections between stubborn and regular agents are known for Algorithm 1. Intuitively, it means that we have some prior knowledge of stubborn agents' labels, which may be gathered from other source of data in practice.

Assumption 3 For every stubborn agent $i \in \mathcal{V}_s$, it is known for Algorithm 1 that there exists a regular agent $j_i \in \mathcal{V}_r$ such that i and j_i are in the same community (i.e., $\mathcal{C}(i) = \mathcal{C}(j_i)$).

Now we are ready to introduce Algorithm 1. Denote the estimates of community label $\mathcal{C}(i)$, $i \in \mathcal{V}$, interaction probabilities w_s and w_d , at time t , by $\hat{\mathcal{C}}(i, t)$, $\hat{w}_s(t)$, and $\hat{w}_d(t)$, respectively. In Algorithm 1, we denote the $(i - n_1 + n_{r1})$ -th entry of $S^r(t)$ as $S_i^r(t)$ for all $i \in \mathcal{V}_2 = \{n_1 + 1, \dots, n_1 + n_{r2}\}$ for simplicity. Note that both n_1 and n_{r1} are unknown in the algorithm.

Remark 5 Algorithm 1 exploits the convergence of the time average of agent states given in (10). It computes the time average, and then uses it to cluster the agents into two groups. In the algorithm, we use a simple rule for community detection, to ensure convergence of Algorithm 1. In practice, other clustering methods such as k -means may be applied. We will study their performance and their influence on the performance of the interaction estimator in the future.

Note from (9), it follows that \mathbf{x}^r satisfies the following equation,

$$\mathbf{x}^r = \bar{A} \mathbf{x}^r + \bar{B} \mathbf{x}^s,$$

which implies that

$$w_s (n_{s1} \chi_1 - \mathbf{1}_{n_{s1}}^T \mathbf{x}^{s1}) + w_d (n_2 \chi_1 - n_{r2} \chi_2 - \mathbf{1}_{n_{s2}}^T \mathbf{x}^{s2}) = 0.$$

Assumption 2 ensures $n_{s1} \chi_1 - \mathbf{1}_{n_{s1}}^T \mathbf{x}^{s1} \neq 0$. Hence, $(n_{s1} \chi_1 - \mathbf{1}_{n_{s1}}^T \mathbf{x}^{s1})(n_2 \chi_1 - n_{r2} \chi_2 - \mathbf{1}_{n_{s2}}^T \mathbf{x}^{s2}) < 0$ from $w_s w_d > 0$, under Assumptions 1 and 2. From the definition of W , w_s and w_d also satisfy the relation given

Algorithm 1 (Joint detection and estimation)

Input: $\{X^r(t), t \in \mathbb{N}\}$, $X^s(0)$, step-size parameter a of the interaction estimator with $a > 0$.

Output: $\{\hat{\mathcal{C}}(i, t)\}$, $\hat{w}_s(t)$, $\hat{w}_d(t)$.

- 1: Randomize $\hat{\mathcal{C}}(i, 0)$, $\hat{w}_s(0)$, $\hat{w}_d(0)$, set $S^r(0) = X^r(0)$.
- 2: **for** $t = 1, \dots$ **do**
- 3: Compute

$$S^r(t) = \frac{t}{t+1}S^r(t-1) + \frac{1}{t+1}X^r(t),$$

$$\bar{s}^r(t) = \frac{1}{n_r}\mathbf{1}_{n_r}^T S^r(t).$$

- 4: **Community detector:**

$$\hat{\mathcal{C}}(i, t) = 2 - \mathbb{I}_{[S_i^r(t) > \bar{s}^r(t)]}, \quad i \in \mathcal{V}_r,$$

$$\hat{\mathcal{C}}(i, t) = \hat{\mathcal{C}}(j_i, t), \quad i \in \mathcal{V}_s,$$

where j_i is defined in Assumption 3.

- 5: **Interaction estimator:**

$$\hat{w}_s(t) = \hat{w}_s(t-1) - \frac{a}{t} \text{sgn}(g(t)) \left(g(t) \hat{w}_s(t-1) + \frac{h_2(t)}{\hat{n}_1(t) \hat{n}_2(t)} \right),$$

$$\hat{w}_d(t) = \frac{2 - \hat{w}_s(t) (\hat{n}_1^2(t) + \hat{n}_2^2(t) - \hat{n}_1(t) - \hat{n}_2(t))}{2 \hat{n}_1(t) \hat{n}_2(t)},$$

where

$$g(t) = h_1(t) - \frac{\hat{n}_1^2(t) + \hat{n}_2^2(t) - \hat{n}_1(t) - \hat{n}_2(t)}{2 \hat{n}_1(t) \hat{n}_2(t)} h_2(t),$$

$$h_1(t) = \frac{|\hat{\mathcal{V}}_{s1}(t)|}{|\hat{\mathcal{V}}_{r1}(t)|} \sum_{i \in \hat{\mathcal{V}}_{r1}(t)} S_i^r(t) - \sum_{i \in \hat{\mathcal{V}}_{s1}(t)} X_i^s(0),$$

$$h_2(t) = \frac{\hat{n}_2(t)}{|\hat{\mathcal{V}}_{r1}(t)|} \sum_{i \in \hat{\mathcal{V}}_{r1}(t)} S_i^r(t) - \sum_{i \in \hat{\mathcal{V}}_{r2}(t)} S_i^r(t) - \sum_{i \in \hat{\mathcal{V}}_{s2}(t)} X_i^s(0),$$

$$\hat{n}_k(t) = \sum_{i \in \mathcal{V}} \mathbb{I}_{[\hat{\mathcal{C}}(i, t) = k]},$$

$$\hat{\mathcal{V}}_{rk}(t) = \{i \in \mathcal{V}_r : \hat{\mathcal{C}}(i, t) = k\},$$

$$\hat{\mathcal{V}}_{sk}(t) = \{i \in \mathcal{V}_s : \hat{\mathcal{C}}(i, t) = k\}, \quad k = 1, 2.$$

- 6: **end for**
-

in Assumption 1 (ii). Therefore, the system of linear equations with variables $(x \ y)$

$$\begin{cases} (n_{s1}\chi_1 - \mathbf{1}_{n_{s1}}^T \mathbf{x}^{s1})x + (n_2\chi_1 - n_{r2}\chi_2 - \mathbf{1}_{n_{s2}}^T \mathbf{x}^{s2})y = 0 \\ (n_1(n_1 - 1) + n_2(n_2 - 1))x + 2n_1n_2y = 2 \end{cases} \quad (13)$$

has a unique solution $(w_s \ w_d)$ under Assumptions 1 and 2, given n_k , n_{rk} , and n_{sk} , $k = 1, 2$. Since χ_k , n_k , n_{rk} , and n_{sk} , $k = 1, 2$, are unknown and need to be estimated, we utilize a stochastic approximation algorithm to solve the equation, as presented in Line 5 of Algorithm 1.

5 Convergence analysis

In this section, we provide conditions such that the algorithm is able to recover the community structure and estimate the interaction probabilities. We have the following result for Algorithm 1, meaning community detection can be done in finite time, and the estimates of interaction probabilities are convergent.

Theorem 2 (Convergence of Algorithm 1)

If Assumptions 1-3 hold, then we have the following results.

(i) The community detector of Algorithm 1 converges in finite time: there exists a positive integer-valued random variable T such that $\hat{\mathcal{C}}(i, t) = \mathcal{C}(i)$, for all $i \in \mathcal{V}$ and $t > T$.

(ii) The interaction estimator of Algorithm 1 converges a.s., namely,

$$\mathbb{P} \left\{ \lim_{t \rightarrow \infty} (\hat{w}_s(t), \hat{w}_d(t)) = (w_s, w_d) \right\} = 1.$$

PROOF. See Appendix E. \square

Remark 6 Since Algorithm 1 mainly uses the property (10) of the model, it can also deal with situations where state observations are corrupted. For example, one cannot observe the whole trajectory but can only sample the states at some time steps. Ergodic property ensures that the time average of the sampled states still converges, as long as the sampling process is independent of the update, and the number of sampling tends to infinity [27, 33]. Another situation is that the observations are disturbed by i.i.d. noise with zero-mean and independent of the process. In this case, the law of large numbers guarantees that the average effect of noise vanishes as time goes to infinity.

In the following, we further characterize the sample complexity of the community detector of Algorithm 1, and convergence rate of the interaction estimator. To obtain a sample complexity of successful community detection, we first develop the following technical result.

Lemma 1 Consider a Markov chain $\{X(t)\}$ taking values on a compact state space \mathcal{X} and having a unique stationary distribution π . For a function $f : \mathcal{X} \rightarrow \mathbb{R}$ and $\alpha := \int_{\mathcal{X}} f(x) \pi(dx)$, denote

$$g(x) := \sum_{t=0}^{\infty} \mathbb{E}\{f(X(t)) - \alpha | X(0) = x\},$$

$$\|g\|_s := \sup\{|g(x)| : x \in \mathcal{X}\}.$$

If $\|g\|_s < \infty$, then, for all $\varepsilon > 0$ and $t > 2\|g\|_s/\varepsilon$, it holds

for $S_f(t) := \frac{1}{t} \sum_{i=0}^{t-1} f(X(i))$ that

$$\mathbb{P}\{|S_f(t) - \alpha| \geq \varepsilon\} \leq 2 \exp\left\{-\frac{(t\varepsilon - 2\|g\|_s)^2}{2t\|g\|_s^2}\right\}.$$

PROOF. See Appendix F.

Utilizing the above lemma, we are able to give the following sample-complexity result for the community detector of Algorithm 1. This theorem shows that the probability of detecting communities successfully at time t depends on the parameters of the gossip model and the stubborn-agent states. This probability tends to one as t goes to infinity.

Theorem 3 (*Sample complexity*)

Under the conditions of Theorem 2, for the community detector of Algorithm 1, it holds that for $t > t_0$

$$\mathbb{P}\{\hat{C}(i, t) = C(i), \forall i \in \mathcal{V}\} \geq 1 - 2n_r \exp\left\{\frac{-2(t - t_0)^2}{t_0^2 t}\right\},$$

with $t_0 = 4\delta c_{\bar{A}} c_{n_r} c_s / c_w$, where $\delta = w_s^2 n_{s1} n_{s2} + w_s w_d (n_1 n_{s1} + n_2 n_{s2}) + w_d^2 (n_1 n_2 - n_{r1} n_{r2})$, $c_{\bar{A}} = (2 - \rho(\bar{A})) / (1 - \rho(\bar{A}))^2$, $c_{n_r} = n_r^{3/2} (n_r + 1)$, $c_s = \max\{|\underline{s}|, |\bar{s}|\} / |n_{s1} \mathbf{1}_{n_{s2}}^T \mathbf{x}^{s2} - n_{s2} \mathbf{1}_{n_{s1}}^T \mathbf{x}^{s1}|$ with \underline{s} and \bar{s} given in (B.1), and $c_w = |w_s^2 - w_d^2|$.

PROOF. See Appendix G. \square

Remark 7 This result provides a sample complexity characterization for community detection from a single trajectory of the gossip model, and may be considered as a counterpart of the multiple-trajectory sample complexity given in [5]. The parameter δ reflects the combined effect of the cardinality of stubborn and regular agents and the interaction probabilities. $c_{\bar{A}}$ captures the “speed” of information diffusion in the model, and increases with $\rho(\bar{A})$. c_{n_r} is related to the number of regular agents. c_s increases with the range of the states and decreases with the difference of stubborn-agent state averages between communities, and c_w measures the difference between interaction probabilities within and across communities. We hence can see that smaller δ , $c_{\bar{A}}$, n_r , and the range of agent states would make the detection easier, and so would larger c_w and the disagreement of stubborn agents across communities. From Example 1, we would expect that similar results may hold for more general networks, but we leave the analysis for future work.

We have the following result for convergence rate of the interaction estimation. This result shows that the convergence rate also depends on the parameters of the gossip model, but large enough step-size parameter a ensures that the estimator can achieve rate $O(1/\sqrt{t})$.

Theorem 4 (*Convergence rate*)

Under the conditions of Theorem 2, for the interaction estimator of Algorithm 1, it holds that

$$(\hat{w}_s(t) - w_s, \hat{w}_d(t) - w_d) = o(t^{-d_0}), \text{ a.s.}, \\ \forall d_0 \in [0, \min\{1/2, a|\eta|\}],$$

where the positive number a is the step-size parameter given in Algorithm 1, $\eta = (w_s n_2 + w_d n_1) (n_{s1} \mathbf{1}_{n_{s2}}^T \mathbf{x}^{s2} - n_{s2} \mathbf{1}_{n_{s1}}^T \mathbf{x}^{s1}) / (\delta n_1 n_2)$, and δ is given in Theorem 3.

PROOF. See Appendix H. \square

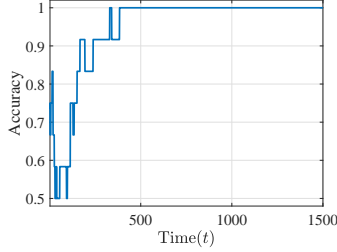
Remark 8 In the theorem, η increases with the combined effect of the cardinality of stubborn and regular agents and the interaction probabilities, $(w_s n_2 + w_d n_1) / \delta$, and with the disagreement of stubborn agents, and decreases with the cardinality of each community. When $a \geq 1/(2|\eta|)$, the interaction estimator achieves its optimal rate. Larger η would leave us with a wider selection range.

6 Numerical simulations

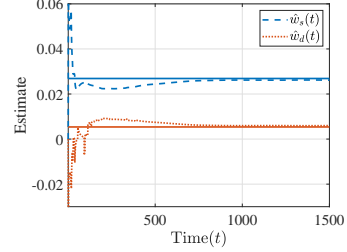
In this section, we first illustrate the performance of Algorithm 1 under Assumptions 1-3, then conduct an algorithm comparison, and finally test the performance of Algorithm 1 on a realistic network.

To illustrate the performance of Algorithm 1, consider a complete graph, consisting of twelve agents and having two communities both with five regular agents and one stubborn agent. In addition, let interaction probabilities be $w_s = 5/186$ and $w_d = 1/186$. The stubborn agent in community 1 (resp. community 2) has state 1 (resp. -1). The initial states of regular agents are drawn from uniform distribution on $(-1, 1)$. Fig. 2(a) shows finite-time convergence of the community detector of Algorithm 1, where the accuracy at time t is defined by $\frac{1}{n} (\max_{\sigma \in S_2} \{\sum_{i=1}^n \mathbb{I}_{[\sigma(\hat{C}(i,t))=C(i)]}\}) \in [0, 1]$. Here $\sigma : \{1, 2\} \rightarrow \{1, 2\}$ is a permutation function (to prevent a reverse distribution of labels), S_2 is the group of permutations on $\{1, 2\}$, $C(i)$ is agent i 's community label, $\hat{C}(i, t)$ is the estimate of agent i 's label at time t , and $n = 12$. Consistency of the interaction estimator with step-size parameter $a = 1$ is demonstrated in Fig. 2(b). These results validate results in Theorem 2.

We now show the sample complexity of the community detector (Theorem 3) and compare the performance of it with the k -means, k -means++ [35], and spectral clustering method [15]. This experiment considers the gossip model under Assumptions 1-3 with $n = 400$, $n_1 = 150$, and $n_{s1} = n_{s2} = 8$. In addition, we let $w_s/w_d = 5$ and solve the two parameters from (6). We



(a) Finite-time convergence of the community detector. The detector recovers the true community structure after $t = 383$.



(b) Convergence of the interaction estimator, where the solid lines are true values, and the dashed lines are estimates.

Fig. 2. Performance of Algorithm 1.

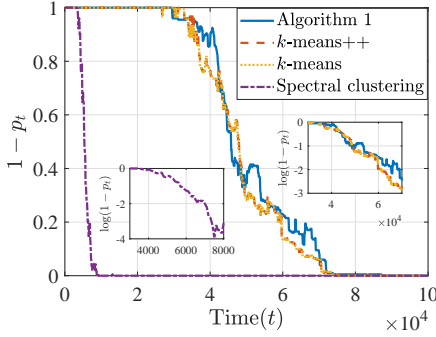


Fig. 3. Performance comparison of four methods.

set one stubborn agents in community 1 (resp. community 2) has state 1 (resp. -1), and generate the initial states of other agents from uniform distribution on $(-1, 1)$. By running the algorithms for 200 times, we obtain the relative frequency that the algorithms detect all community labels correctly, defined by $p_t := (\sum_{k=1}^N \max_{\sigma \in S_2} \{\mathbb{I}[\sigma(\hat{C}_k(i, t)) = C(i), \forall i \in \mathcal{V}]\}) / N$, where $N = 200$ and $\hat{C}_k(i, t)$ is the estimate of agent i 's label at time t in the k -th run. After computing the time average $S^r(t)$, we use k -means and k -means++ with $k = 2$ instead of Line 4 of Algorithm 1, to infer the community structure. To implement the spectral clustering method, we assume that edge activation is known all the time, and use the activation information to estimate the interaction probability matrix W . Applying spectral clustering to estimates of W obtains estimates of community labels. We can observe from Fig. 3 that the probabilities of unsuccessful community detection of all approaches tends to zero exponentially as time increases. The spectral clustering method performs much better than other algorithms (but its required time for detection is still of the same order as the latter algorithms), since it directly utilizes interaction (topological) information. The k -means and k -means++ methods perform similarly to each other, and also similarly to Algorithm 1. This observation indicates that the major challenge of the considered problem is how to use agent states to detect communities without topological information.

Zachary's karate club network [36], containing 34 mem-

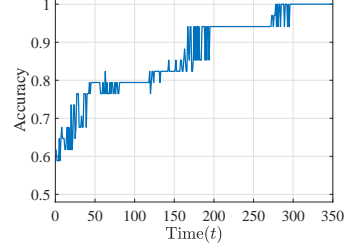
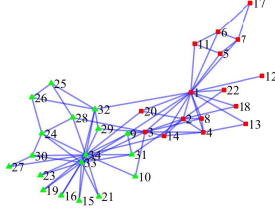
bers, presented in Fig. 4(a), is used to demonstrate an application of the proposed algorithm. An edges represents frequent interaction between the two corresponding agents. The strength of interactions between agents is modeled by a weighted adjacency matrix (see matrix C in [36]). A conflict between agents 1 and 34 results in a fission of the club. In this numerical experiment, we assume that only the opinion formation process over the network can be observed, instead of interactions between agents. The process is modeled by the gossip model with stubborn agents. Agents 1 and 34 are set to be stubborn agents holding different opinions. In addition, one edge in Fig. 4(a) is selected at each time with a probability proportional to interaction strength given in [36]. The goal is to partition the agents into communities based on only state observations. Note that the network structure departs from our assumptions, but the result shown in Fig. 4(b) indicates that as time increases, our algorithm can finally recover the community structure, without topological and interaction information.

7 Conclusion and future work

In this paper, we considered a community detection problem in a gossip model with stubborn agents, and proposed a joint algorithm to detect community structure and to estimate interaction probabilities. It was proved that the community detector of the algorithm converges in finite time, and the interaction estimator converges almost surely. We analyzed the sample complexity of the detector and convergence rate of the estimator. Future work includes to analyze the case of general graphs and update rules, and to study the case where all regular agents have the same stationary-state expectation.

Acknowledgements

This work was supported by Knut & Alice Wallenberg Foundation, Swedish Research Council, and National Natural Science Foundation of China (Grant No. 11931018).



(a) The community structure of Zachary's karate club network. Red squares and green triangles show two communities. (b) Accuracy of community detector of Algorithm 1 for the gossip model over Zachary's karate club network.

Fig. 4. Numerical experiment over Zachary's karate club network.

Appendix

A Proof of Example 1

In this section, we prove the inequality given in Example 1. We need the following two results, whose proofs can be found in Sections 2.3 and 4.5 of [37], respectively.

Lemma 2 (Chernoff inequality) *Let $X = \sum_{i=1}^n X_i$, where X_i are independent Bernoulli random variables with expectation p_i , and let $\mu := \mathbb{E}\{X\} = \sum_{i=1}^n p_i$. Then for all $\delta \in (0, 1)$,*

$$\mathbb{P}\{|X - \mu| \geq \delta\mu\} \leq 2e^{-\mu\delta^2/3},$$

and for all $a > \mu$,

$$\mathbb{P}\{X \geq a\} \leq e^{-\mu} \left(\frac{e\mu}{a}\right)^a.$$

Lemma 3 (Matrix Bernstein inequality) *Let Y_i , $1 \leq i \leq k$, be independent n -dimensional random symmetric matrices such that $\|Y_i - \mathbb{E}\{Y_i\}\| \leq C_0$. Denote $Y := \sum_{i=1}^k Y_i$. Then for all $a > 0$,*

$$\mathbb{P}\{\|Y - \mathbb{E}\{Y\}\| > a\} \leq 2n \exp\left\{\frac{-a^2}{2v^2 + 2C_0a/3}\right\},$$

where $v^2 = \|\sum_{i=1}^k \text{var}(Y_i)\|$.

Now we prove the inequality given in Example 1. For two sequences of real numbers $\{a_k\}$ and $\{b_k\}$ with $b_k \neq 0$, $k \geq 1$, denote $a_k \sim b_k$, if $\lim_{k \rightarrow \infty} a_k/b_k = 1$. Hence for $\alpha = \sum_{i=1}^n \sum_{j=i+1}^n a_{ij}$, it holds that

$$\begin{aligned} \mathbb{E}\{\alpha\} &= \left[\frac{1}{2}l_s \left(\nu_1^2 + \nu_2^2 - \frac{\nu_1}{n} - \frac{\nu_2}{n}\right) + l_d\nu_1\nu_2\right] n \ln n \\ &\sim \left[\frac{1}{2}l_s \left(\nu_1^2 + \nu_2^2\right) + l_d\nu_1\nu_2\right] n \ln n. \end{aligned}$$

Note that

$$\left\|\tilde{W} - \frac{1}{\mathbb{E}\{\alpha\}}\mathbb{E}\{\mathcal{A}\}\right\|$$

$$\begin{aligned} &= \left\|\frac{1}{\alpha}\mathcal{A} - \frac{1}{\mathbb{E}\{\alpha\}}\mathbb{E}\{\mathcal{A}\}\right\| \\ &\leq \left\|\frac{1}{\alpha}\mathcal{A}\right\| \left|1 - \frac{\alpha}{\mathbb{E}\{\alpha\}}\right| + \left\|\frac{1}{\mathbb{E}\{\alpha\}}(\mathcal{A} - \mathbb{E}\{\mathcal{A}\})\right\|. \end{aligned}$$

We first bound terms related to α . Setting $\delta = 1/2$ and we obtain from Lemma 2 that

$$\begin{aligned} &\mathbb{P}\{\alpha - \mathbb{E}\{\alpha\} \leq -\mathbb{E}\{\alpha\}/2\} \\ &\leq 2 \exp\{-\mathbb{E}\{\alpha\}/12\} \\ &\sim 2 \exp\{-[(\nu_1^2 + \nu_2^2)l_s + 2\nu_1\nu_2l_d]n(\ln n)/24\}. \end{aligned}$$

Utilizing Lemma 2 again with $\delta = 1/\sqrt{n}$, we have that

$$\begin{aligned} &\mathbb{P}\{|\alpha - \mathbb{E}\{\alpha\}| \geq \mathbb{E}\{\alpha\}/\sqrt{n}\} \\ &= \mathbb{P}\left\{\left|\frac{\alpha}{\mathbb{E}\{\alpha\}} - 1\right| \geq \frac{1}{\sqrt{n}}\right\} \\ &\leq 2e^{-\mathbb{E}\{\alpha\}/(3n)} \\ &\sim 2n^{-[(\nu_1^2 + \nu_2^2)l_s + 2\nu_1\nu_2l_d]/6}. \end{aligned}$$

Now we decompose $\mathcal{A} - \mathbb{E}\{\mathcal{A}\}$ as the sum of independent random matrices $\sum_{i=1}^n \sum_{j=i+1}^n Y_{ij}$ where $Y_{ij} := (a_{ij} - \mathbb{E}\{a_{ij}\})(E_{ij} + E_{ji})$. Thus, $\|Y_{ij}\| \leq 2$ and $\text{var}(Y_{ij}) = \mathbb{E}\{Y_{ij}^2\} = (\mathbb{E}\{a_{ij}\} - (\mathbb{E}\{a_{ij}\})^2)(E_{ii} + E_{jj})$, where $E_{ij} = \mathbf{e}_i\mathbf{e}_j^T$. Hence

$$\begin{aligned} v^2 &= \left\|\sum_{i=1}^n \sum_{j=i+1}^n \text{var}(Y_{ij})\right\| \\ &\leq \max\{\nu_1l_s + \nu_2l_d, \nu_1l_d + \nu_2l_s\} \ln n \\ &=: \beta_0 \ln n. \end{aligned}$$

Therefore, from Lemma 3, it follows that

$$\mathbb{P}\{\|\mathcal{A} - \mathbb{E}\{\mathcal{A}\}\| > a\} \leq 2n \exp\left\{\frac{-a^2}{2\beta_0 \ln n + 4a/3}\right\}.$$

Let $a = C_1 \ln n$ for some constant C_1 , and it holds that

$$\mathbb{P}\{\|\mathcal{A} - \mathbb{E}\{\mathcal{A}\}\| > C_1 \ln n\}$$

$$\begin{aligned} &\leq 2n \exp \left\{ \frac{-C_1^2 \ln n}{2\beta_0 + 4aC_1/3} \right\} \\ &= 2n^{1-C_1^2/(2\beta_0+4aC_1/3)}. \end{aligned}$$

The right term in the above equation tends to zero as $n \rightarrow \infty$ when the constant C_1 is large enough.

Finally, we need a bound of $\|\mathcal{A}\|$. Note that $\|\mathcal{A}\| \leq \|\mathbb{E}\{\mathcal{A}\}\| + \|\mathcal{A} - \mathbb{E}\{\mathcal{A}\}\|$. Since we have already bound the second term, it suffices to study the spectrum of $\mathbb{E}\{\mathcal{A}\}$. Observe that $\mathbb{E}\{\mathcal{A}\} + [(l_s \ln n)/n]I_n$ has rank 2 and its two eigenvectors corresponding to the nonzero eigenvalues are $[\mathbf{1}_{\nu_1 n}^T \mathbf{1}_{\nu_2 n}^T]^T$ and $[\mathbf{1}_{\nu_1 n}^T - \mathbf{1}_{\nu_2 n}^T]^T$. We can compute nonzero eigenvalues and obtain the upper bound of their absolute values as follows

$$\begin{aligned} &\left| \frac{1}{2} \left(l_s \ln n \pm \sqrt{(1 - 4\nu_1 \nu_2) l_s^2 + 4\nu_1 \nu_2 l_d^2} \ln n \right) \right| \\ &\leq \frac{1}{2} \left(l_s + \sqrt{(1 - 4\nu_1 \nu_2) l_s^2 + 4\nu_1 \nu_2 l_d^2} \right) \ln n =: C_2' \ln n. \end{aligned}$$

So $\|\mathbb{E}\{\mathcal{A}\}\| \leq C_2' \ln n + l_s \ln n/n \leq C_2 \ln n$ for some large constant C_2 . Hence, in summary, it holds that

$$\begin{aligned} &\left\| \tilde{W} - \frac{1}{\mathbb{E}\{\alpha\}} \mathbb{E}\{\mathcal{A}\} \right\| \\ &\leq \left\| \frac{1}{\alpha} \mathcal{A} \right\| \left| \left(1 - \frac{\alpha}{\mathbb{E}\{\alpha\}} \right) \right| + \left\| \frac{1}{\mathbb{E}\{\alpha\}} (\mathcal{A} - \mathbb{E}\{\mathcal{A}\}) \right\| \\ &\leq \frac{2}{\mathbb{E}\{\alpha\}} (C_1 + C_2) (\ln n) \frac{1}{\sqrt{n}} + \frac{1}{\mathbb{E}\{\alpha\}} C_1 \ln n \\ &\leq \frac{C}{n}, \end{aligned}$$

with probability

$$\begin{aligned} &1 - 2 \exp\{-[(\nu_1^2 + \nu_2^2)l_s + 2\nu_1\nu_2 l_d]n(\ln n)/24\} \\ &- 2n^{-[(\nu_1^2 + \nu_2^2)l_s + 2\nu_1\nu_2 l_d]/6} \\ &- 4n^{1-C_1^2/(2\beta_0+4aC_1/3)} \rightarrow 1, \end{aligned}$$

as $n \rightarrow \infty$. \square

B Result on multiple-community case

In this section, we provide a result on the expression of $(I - \bar{A})^{-1}\bar{B}$ in the multiple-community case without proof, as a counterpart of Proposition 2, and briefly discuss how to generalize Algorithm 1 to the multiple-community case.

B.1 Notation

Let $[n] := \{1, 2, \dots, n\}$, where n is a positive integer. Denote the set consisting of all ordered d -tuples from the set $[n]$ by $[n]_<^d$, namely,

$$[n]_<^d := \{(i_1, \dots, i_d) \in [n]^d : 1 \leq i_1 < i_2 < \dots < i_d \leq n\},$$

where $[n]^d$ is the d -fold Cartesian product of $[n]$. More generally, for a set \mathcal{S} containing finite number of distinct positive integers, we denote $_{-i}\mathcal{S} := \mathcal{S} \setminus \{i\}$ for $i \in \mathcal{S}$, and use $\mathcal{S}_<^d$ to represent the set consisting of all ordered d -tuples from the set \mathcal{S} , i.e.,

$$\begin{aligned} \mathcal{S}_<^d &:= \{(i_1, \dots, i_d) \in \mathcal{S}^d : \\ &\min \mathcal{S} \leq i_1 < i_2 < \dots < i_d \leq \max \mathcal{S}\}, \end{aligned}$$

where $\min \mathcal{S}$ and $\max \mathcal{S}$ are the minimum and maximum of \mathcal{S} . Specifically, let $_{-i}[n] := [n] \setminus \{i\}$ for $i \in [n]$, and $_{-i}[n]_<^d$ stands for the set consisting of all ordered d -tuples from $_{-i}[n]$.

B.2 Result and discussion

We consider the scenario where the agents can be partitioned into multiple groups $\mathcal{V}_1, \dots, \mathcal{V}_K$ (i.e., $\mathcal{V} = \cup_{k=1}^K \mathcal{V}_k$ and $\mathcal{V}_k \cap \mathcal{V}_l = \emptyset$ for all $k, l \in [K]$). To ease notation, we assume that $\mathcal{V}_1 = \{1, \dots, n_1\}$, $\mathcal{V}_2 = \{n_1 + 1, \dots, n_1 + n_2\}$, \dots , $\mathcal{V}_K = \{1 + \sum_{i=1}^{K-1} n_i, \dots, n_K + \sum_{i=1}^{K-1} n_i\}$ with $n_i := |\mathcal{V}_i|$, $i \in [K]$, and $\sum_{i=1}^K n_k = n$. Also, sort regular and stubborn agents in each community in the following way, $\mathcal{V}_{ri} = \{1 + \sum_{j=1}^{i-1} n_j, \dots, n_{ri} + \sum_{j=1}^{i-1} n_j\}$, $\mathcal{V}_{si} = \{1 + n_{ri} + \sum_{j=1}^{i-1} n_j, \dots, n_i + \sum_{j=1}^{i-1} n_j\}$, $i \in [K]$. Here, \mathcal{V}_{ri} (resp. \mathcal{V}_{si}) is the set of regular (resp. stubborn) agents in community i . Let $n_{ri} := |\mathcal{V}_{ri}|$ and $n_{si} := |\mathcal{V}_{si}|$. Finally, denote the cardinality of regular and stubborn agents by $n_r := |\mathcal{V}_r| = \sum_{i=1}^K n_{ri}$ and $n_s := |\mathcal{V}_s| = \sum_{i=1}^K n_{si}$ respectively. Assumptions in the multiple-community case, similar to Assumption 1, are summarized as follows.

Assumption 4

(1.a) The agent set \mathcal{V} consists of K communities with $K \geq 2$, $n_i > 0$, $i \in [K]$, and $\sum_{i=1}^K n_i = n$.

(1.b) All communities have regular agents, namely, $1 \leq n_{ri} \leq n_i$, $i \in [K]$.

(2) The within-group and inter-group interaction probabilities are $w_s, w_d > 0$, respectively, with $w_s \neq w_d$, and

$$\left(\sum_{i=1}^K n_i(n_i - 1) \right) w_s + \left(\sum_{i=1}^K \sum_{j \neq i} n_i n_j \right) w_d = 2.$$

(3) $X(0)$ is fixed. Denote the state vector of stubborn agents by $\mathbf{x}^s = [(\mathbf{x}^{s1})^T (\mathbf{x}^{s2})^T \dots (\mathbf{x}^{sK})^T]^T$, $\underline{s} := \min_{1 \leq i \leq n_s} \{\mathbf{x}_i^s\}$ and $\bar{s} := \max_{1 \leq i \leq n_s} \{\mathbf{x}_i^s\}$, where \mathbf{x}^{sk} is the state vector of stubborn agents in community k . It holds that $X^r(0) \in \mathcal{S}$, where

$$\mathcal{S} := \{x \in \mathbb{R}^{n_r} : x_i \in [\underline{s}, \bar{s}], 1 \leq i \leq n_r\}. \quad (\text{B.1})$$

The following proposition generalizes Proposition 2 to

the multiple-community case under Assumption 4. We state it without proof.

Proposition 4 *Suppose that Assumption 4 holds and there exists at least one stubborn agent in the network (i.e., $n_r < n$). Then $(I - \bar{A})^{-1}$ exists, and it holds that*

$$(I - \bar{A})^{-1} = 2 \begin{bmatrix} \tilde{A}^{(11)} & \tilde{A}^{(12)} & \dots & \tilde{A}^{(1K)} \\ \tilde{A}^{(21)} & \ddots & \dots & \vdots \\ \vdots & \dots & \ddots & \tilde{A}^{(K-1,K)} \\ \tilde{A}^{(K1)} & \dots & \tilde{A}^{(K,K-1)} & \tilde{A}^{(KK)} \end{bmatrix},$$

where

$$\begin{aligned} \tilde{A}^{(ii)} &= \frac{1}{w_s n_i + w_d \sum_{j \neq i} n_j} \\ &\left[I_{n_{r_i}} - \frac{1}{n_{r_i}} \left(1 - \frac{d_A(-_i[K])}{d_A([K])} \right) \mathbf{1}_{n_{r_i}, n_{r_i}} \right], \quad i \in [K], \\ \tilde{A}^{(ij)} &= \frac{w_d e_A([K] \setminus \{i, j\}) \mathbf{1}_{n_{r_i}, n_{r_j}}}{(w_s n_i + w_d \sum_{k \neq i} n_k)(w_s n_j + w_d \sum_{k \neq j} n_k) d_A([K])}, \\ &i, j \in [K], i \neq j. \end{aligned}$$

Here

$$\begin{aligned} d_A(\mathcal{S}) &= - \sum_{p=0}^{|\mathcal{S}|} \sum_{(j_1, \dots, j_p) \in \mathcal{S}_{<}^p} \left[(w_d - w_s)^{p-1} \right. \\ &\left. (w_s + (p-1)w_d) \prod_{l=1}^p \left(\frac{n_{r, j_l}}{w_s n_{j_l} + w_d \sum_{k \neq j_l} n_k} \right) \right], \\ e_A(\mathcal{S}) &= \prod_{p \in \mathcal{S}} \left(1 + \frac{(w_d - w_s) n_{r_p}}{w_s n_p + w_d \sum_{j \neq p} n_j} \right), \end{aligned}$$

where \mathcal{S} is a set consisting of finite number of distinct positive integers, for $p = 0$ we define the term $\sum_{(j_1, \dots, j_p) \in \mathcal{S}_{<}^p} \prod_{l=1}^p (n_{r, j_l} / (w_s n_{j_l} + w_d \sum_{k \neq j_l} n_k)) = 1$, and $d_A(\emptyset) = e_A(\emptyset) = 1$. In addition,

$$(I - \bar{A})^{-1} \bar{B} = \begin{bmatrix} \tilde{B}^{(11)} & \tilde{B}^{(12)} & \dots & \tilde{B}^{1K} \\ \tilde{B}^{(21)} & \ddots & \dots & \vdots \\ \vdots & \dots & \ddots & \tilde{B}^{(K-1,K)} \\ \tilde{B}^{(K1)} & \dots & \tilde{B}^{(K,K-1)} & \tilde{B}^{(KK)} \end{bmatrix},$$

where

$$\begin{aligned} \tilde{B}^{ii} &= \frac{1}{n_{r_i}} \left(\frac{d_A(-_i[K])}{d_A([K])} - 1 \right) \mathbf{1}_{n_{r_i}, n_{s_i}}, \quad i \in [K], \\ \tilde{B}^{ij} &= \frac{w_d e_A([K] \setminus \{i, j\})}{(w_s n_i + w_d \sum_{k \neq i} n_k) d_A([K])} \mathbf{1}_{n_{r_i}, n_{s_j}}, \end{aligned}$$

$$i, j \in [K], i \neq j.$$

Remark 9 *The above proposition provides a parallel result of Proposition 2, and shows that $(I - \bar{A})^{-1} \bar{B}$ has a block structure and hence so does \mathbf{x}^r . The developed framework in the current paper indicates that studying a condition similar to Assumption 2 would be the key to addressing the problem in the general case, but such condition would be more complex and the investigation of it is beyond the scope of this paper. Note that it is possible to generalize Algorithm 1 to the multiple-community case by examining the structure of \mathbf{x}^r more carefully, and the techniques we developed in the current paper would contribute to the analysis of the generalized algorithm.*

C Some results on stochastic approximation

In this section we introduce some results, which are used throughout the later appendices, on a linear stochastic approximation algorithm. Consider deterministic matrices $H(t)$, $H \in \mathbb{R}^{l \times l}$ and random vectors $z(t)$, $e(t)$, $v(t) \in \mathbb{R}^l$, and define the following linear recursion,

$$z(t+1) = z(t) + a(t)H(t)z(t) + a(t)(e(t) + v(t)) \quad (\text{C.1})$$

The following results follow from Lemma 3.1.1 and Theorem 3.1.1 of [38].

Proposition 5 *Assume $a(t)$ is such that $a(t) > 0$, $a(t) \rightarrow 0$ as $t \rightarrow \infty$, $\sum_{t=1}^{\infty} a(t) = \infty$, and*

$$a^{-1}(t+1) - a^{-1}(t) \rightarrow \alpha \geq 0. \quad (\text{C.2})$$

If $\sum_{t=1}^{\infty} a(t)^{1-d} e(t) < \infty$ and $v(t) = o(a(t)^d)$ as $t \rightarrow \infty$ for some $d \in [0, 1/2)$, $H(t) \rightarrow H$, and $H + \alpha d I$ is stable (all its eigenvalues are with negative real parts), then $z(t)/a(t)^d \rightarrow 0$.

D Proof of Theorem 1

From Theorem 2.1 of [39] we have the following stability result for Markov chains.

Proposition 6 *Consider a Markov chain on \mathbb{R}^n , defined by*

$$Y(t+1) = A(t)Y(t) + U(t), \quad t \in \mathbb{N},$$

where $\{[A(t) U(t)], t \in \mathbb{N}\}$ is a sequence of i.i.d. random matrices taking values in $\mathbb{R}^{n \times (n+1)}$, such that $\mathbb{E}\{\log^+ \|A(t)\|\} < \infty$ and $\mathbb{E}\{\log^+ \|U(t)\|\} < \infty$ ($x^+ = x$ if $x > 0$, $x^+ = 0$ if $x \leq 0$). Suppose that

$$\inf_{t > 0} \frac{1}{t} \mathbb{E} \left\{ \log \left\| \overleftarrow{\Phi}_A(0, t-1) \right\| \right\} < 0,$$

where $\overleftarrow{\Phi}_A(s, t) := A(s) \cdots A(t)$ for $0 \leq s \leq t$, and $\overleftarrow{\Phi}_A(s, t) = I$ for $s > t$. In addition, the only invariant subspace of \mathbb{R}^n is itself, where an invariant subspace is a linear subspace $L \subset \mathbb{R}^n$ such that $\mathbb{P}\{Y(1) \in L | Y(0) = y\} = 1$ for all $y \in L$. Then the infinite random series $Y^* = \sum_{j=0}^{\infty} \overleftarrow{\Phi}_A(0, j-1) U(j)$ converges a.s., and its distribution is the unique stationary distribution of the Markov chain $\{Y(t)\}$.

We also need the following lemma for substochastic matrices to establish Corollary 1, which will be used in the proof of Theorem 1.

Lemma 4 Consider a substochastic matrix $A = [a_{ij}] \in \mathbb{R}^{n \times n}$. If for every row i , $1 \leq i \leq n$, there exists an integer j , $1 \leq j \leq n$, satisfying that the sum of j -th row less than one, and a sequence of distinct integers $k_1 = i$, $k_2, \dots, k_m = j$, $1 \leq m \leq n$, such that $a_{k_1 k_2} a_{k_2 k_3} \cdots a_{k_{m-1} k_m} > 0$, then $\rho(A) < 1$.

PROOF. From Theorem 8.3.1 of [40], we know that there is a nonnegative nonzero vector $x \in \mathbb{R}^n$ such that

$$x^T A = \rho(A) x^T.$$

Let $\mathcal{T} := \{1 \leq i \leq n : x_i > 0\}$, then

$$\begin{aligned} \rho(A) \sum_{i \in \mathcal{T}} x_i &= \sum_{i \in \mathcal{T}} (A^T x)_i \\ &= \sum_{i \in \mathcal{T}} \left(\sum_{1 \leq j \leq n} a_{ji} x_j \right) \\ &= \sum_{1 \leq j \leq n} x_j \sum_{i \in \mathcal{T}} a_{ji} \\ &= \sum_{j \in \mathcal{T}} x_j \sum_{i \in \mathcal{T}} a_{ji}. \end{aligned}$$

There must exists $j \in \mathcal{T}$ such that $\sum_{i \in \mathcal{T}} a_{ji} < 1$. Otherwise, $\sum_{i \in \mathcal{T}} a_{ji} = 1$ for all $j \in \mathcal{T}$ and $\mathcal{T} \subsetneq \{1, \dots, n\}$ by assumption, which means that $a_{jk} = 0$, for all $k \notin \mathcal{T}$. This contradicts with the assumption. So $\rho(A) \sum_{i \in \mathcal{T}} x_i < \sum_{j \in \mathcal{T}} x_j$, and $\rho(A) < 1$. \square

Proof of Theorem 1:

We use Proposition 6 and Corollary 1 to verify the first part of (i). Note that

$$\begin{aligned} &\mathbb{E} \left\{ \left\| \overleftarrow{\Phi}_A(0, t) \right\|_1 \right\} \\ &= \mathbb{E} \left\{ \max_{1 \leq j \leq n} \sum_{1 \leq i \leq n} \left| \left[\overleftarrow{\Phi}_A(0, t) \right]_{ij} \right| \right\} \\ &\leq \sum_{1 \leq j \leq n} \sum_{1 \leq i \leq n} \mathbb{E} \left\{ \left| \left[\overleftarrow{\Phi}_A(0, t) \right]_{ij} \right| \right\} \\ &\leq n \left\| \mathbb{E} \left\{ \overleftarrow{\Phi}_A(0, t) \right\} \right\|_{\infty} \\ &\leq \gamma n (t+1)^{n-1} \rho(\bar{A})^{t+1}, \end{aligned} \tag{D.1}$$

for some constant $\gamma > 0$, where the last equality follows from the Jordan canonical decomposition. Thus from Jensen's inequality, we have that

$$\begin{aligned} &\inf_{t > 0} \frac{1}{t} \mathbb{E} \left\{ \log \left\| \overleftarrow{\Phi}_A(0, t-1) \right\|_1 \right\} \\ &\leq \lim_{t \rightarrow \infty} \frac{\log(\gamma n t^{n-1} \rho(\bar{A})^t)}{t} = \log \rho(\bar{A}) < 0, \end{aligned}$$

from Corollary 1.

Assumption (iii), the assumption for the existence of stubborn agents, and update rule (1) ensure that \mathbb{R}^n is the only invariant subspace of itself. So let $U(t) := B(t) X^s(t)$, and it follows from Proposition 6 that $X_*^r := \sum_{j=0}^{\infty} \overleftarrow{\Phi}_A(0, j-1) U(j)$ converges a.s., and its distribution π is the unique stationary distribution of $\{X^r(t)\}$. In addition, from Markov inequality and (D.1),

$$\mathbb{P} \left\{ \left\| \overleftarrow{\Phi}_A(0, t-1) \right\|_1 \geq \varepsilon \right\} \leq \varepsilon^{-1} \gamma n t^{n-1} \rho(\bar{A})^t.$$

So by Borel-Cantelli lemma, $\overleftarrow{\Phi}_A(0, t) X^r(0)$ converges to zero a.s. Hence $\overleftarrow{X}^r(t) := \overleftarrow{\Phi}_A(0, t-1) X^r(0) + \sum_{j=0}^{t-1} \overleftarrow{\Phi}_A(0, j-1) U(j)$ converges a.s. to X_*^r . Since $\overleftarrow{X}^r(t)$ and $X^r(t)$ has the same distribution, we have that $X^r(t) \xrightarrow{d} \pi$, as $t \rightarrow \infty$.

For (ii) of the theorem, since $|U(t)| < L$ for some positive $L > 0$, by dominated convergence theorem, $\mathbb{E}\{X_*^r\} = \lim_{t \rightarrow \infty} \mathbb{E}\{\overleftarrow{X}^r(t)\}$. It follows that $\mathbb{E}\{X_*^r\} = \sum_{j=0}^{\infty} \bar{A}^j \bar{u} = (I - \bar{A})^{-1} \bar{u}$ from independence and $\rho(\bar{A}) < 1$, where $\bar{u} := \mathbb{E}\{U(t)\} = \bar{B} \mathbf{x}^s$. Finally, $X^r(t)$ and $\overleftarrow{X}^r(t)$ have the same distribution, so $\mathbb{E}\{X^r(t)\} = \mathbb{E}\{\overleftarrow{X}^r(t)\}$, and (9) holds.

To prove (iii), write

$$S^r(t+1) = S^r(t) - \frac{1}{t+1} S^r(t) + \frac{1}{t+1} X^r(t).$$

Using notations in Appendix C, let $z(t) = S^r(t) - \mathbf{x}^r$, $a(t) = 1/(t+1)$, $H(t) \equiv H = -I$, $e(t) = X^r(t) - \mathbb{E}\{X^r(t)\}$, and $v(t) = \mathbb{E}\{X^r(t)\} - \mathbf{x}^r$. So from Proposition 5 in Appendix C, to show $z(t) \rightarrow 0$, it suffices to validate that $\sum_{t=1}^{\infty} a(t) e(t) < \infty$ and $v(t) \rightarrow 0$ as $t \rightarrow \infty$. The latter follows from (ii). Note that

$$\begin{aligned} &\sum_{t=1}^{\infty} a(t) e(t) \\ &= \sum_{t=1}^{\infty} a(t) (X^r(t) - \mathbb{E}\{X^r(t)\}) \\ &= \sum_{t=1}^{\infty} a(t) (A(t-1) X^r(t-1) + U(t-1) \\ &\quad - \bar{A} \mathbb{E}\{X^r(t-1)\} - \bar{u}) \end{aligned}$$

$$\begin{aligned}
&= \sum_{t=1}^{\infty} a(t)(A(t-1) - \bar{A})X^r(t-1) \\
&+ \sum_{t=1}^{\infty} a(t)(U(t-1) - \bar{u}) \\
&+ \bar{A} \sum_{t=1}^{\infty} a(t)(X^r(t-1) - \mathbb{E}\{X^r(t-1)\}) \\
&= \sum_{t=1}^{\infty} a(t)(A(t-1) - \bar{A})X^r(t-1) \\
&+ \sum_{t=1}^{\infty} a(t)(U(t-1) - \bar{u}) \\
&+ \bar{A} \sum_{t=0}^{\infty} a(t)(X^r(t) - \mathbb{E}\{X^r(t)\}) \\
&+ \bar{A} \sum_{t=1}^{\infty} (a(t) - a(t-1)) \\
&\quad (X^r(t-1) - \mathbb{E}\{X^r(t-1)\}) \quad (\text{D.2})
\end{aligned}$$

On the right side of the above equality, the first two terms are weighted sums of martingale difference sequences, and converge by Theorem B.6.1 of [38], and the last term converges since $X^r(t)$ is bounded and $a(t) - a(t-1) = -1/t(t+1)$. Hence $\sum_{t=1}^{\infty} a(t)e(t) < \infty$ is obtained by combining the left side and the third term on the right together, and noting that $(I - \bar{A})^{-1}$ exists by Corollary 1. \square

Remark 10 Note that, similar to the proof of Theorem 1 (iii), we are able to show that $\sum_{t=1}^{\infty} a(t)^{1-d}e(t) < \infty$, for all $d \in [0, 1/2)$. Since $\mathbb{E}\{X^r(t)\}$ converges exponentially to \mathbf{x}^r , it holds that $v(t) = o(a(t)^d)$ for all $d \in [0, 1/2)$. Therefore, from Proposition 5, it follows that $(S^r(t) - \mathbf{x}^r)/a(t)^d \rightarrow 0$ a.s., for all $d \in [0, 1/2)$.

E Proof of Theorem 2

We know from (10) that $S^r(t) \rightarrow \mathbf{x}^r$ a.s., as $t \rightarrow \infty$, where $S^r(t) = [S_i^r(t)]_{1 \leq i \leq n_r}$. That is, $S_i^r(t) \rightarrow \chi_1$ for $1 \leq i \leq n_{r1}$ and $S_i^r(t) \rightarrow \chi_2$ for $n_{r1} + 1 \leq i \leq n_r$. Hence for $\varepsilon = |\chi_1 - \chi_2|/(2n_r(n_r + 1))$, there exists an integer-valued random variable T such that for all $t > T$, $|S_i^r(t) - \chi_1| < \varepsilon$ for $1 \leq i \leq n_{r1}$, and $|S_i^r(t) - \chi_2| < \varepsilon$ for $n_{r1} + 1 \leq i \leq n_r$. Since Assumption 2 ensures that $\chi_1 \neq \chi_2$, we can assume that $\chi_1 > \chi_2$. Consequently, from $n_{r1} \geq 1$ and $n_{r2} \geq 1$,

$$\begin{aligned}
(\chi_1 - \varepsilon) - \left(\frac{n_{r1}\chi_1 + n_{r2}\chi_2}{n_r} + n_r\varepsilon \right) &> 0, \\
(\chi_2 + \varepsilon) - \left(\frac{n_{r1}\chi_1 + n_{r2}\chi_2}{n_r} - n_r\varepsilon \right) &< 0.
\end{aligned}$$

This fact means that $S_i^r(t) > \bar{s}^r(t)$ for $1 \leq i \leq n_{r1}$ and $S_i^r(t) < \bar{s}^r(t)$ for $n_{r1} + 1 \leq i \leq n_r$, $\forall t > T$, which implies the finite-time convergence of the community detector, combined with Assumption 3.

Now we can assume that the true community has been detected since the detector converges in finite time T . As a consequence, we know the community structure of all agents for $t > T$, and also the size of both communities (i.e., n_1 and n_2). In other words, $\hat{n}_k(t) = n_k$, $k = 1, 2$,

$t > T$. Hence $\hat{w}_s(t)$ in Line 5 of Algorithm 1 can be rewritten as follows for $t > T + 1$,

$$\hat{w}_s(t) = \hat{w}_s(t-1) - \frac{a}{t} \text{sgn}(g(t)) \left(g(t)\hat{w}_s(t-1) + \frac{h_2(t)}{n_1 n_2} \right), \quad (\text{E.1})$$

where $g(t) = h_1(t) - \frac{n_1^2 + n_2^2 - n_1 - n_2}{2n_1 n_2} h_2(t)$ and

$$\begin{aligned}
h_1(t) &= \frac{n_{s1}}{n_{r1}} \sum_{i \in \mathcal{V}_{r1}} S_i^r(t) - \mathbf{1}_{n_{s1}}^T \mathbf{x}^{s1}, \\
h_2(t) &= \frac{n_2}{n_{r1}} \sum_{i \in \mathcal{V}_{r1}} S_i^r(t) - \sum_{i \in \mathcal{V}_{r2}} S_i^r(t) - \mathbf{1}_{n_{s2}}^T \mathbf{x}^{s2}.
\end{aligned}$$

In order to utilize Proposition 5 in Appendix C, let $z(t) = \hat{w}_s(t) - w_s$, $a(t) = a/(t+1)$, $H(t) = -|g(t+1)|$, and

$$v(t) = -\text{sgn}(g(t+1)) \left(\frac{h_2(t+1)}{n_1 n_2} + g(t+1)w_s \right).$$

From the fact that (13) has a unique solution, it holds that $H(t) \rightarrow H := -|\eta| < 0$, where $\eta = h_1^* - \frac{n_1^2 + n_2^2 - n_1 - n_2}{2n_1 n_2} h_2^* \neq 0$ with $h_1^* = n_{s1}\chi_1 - \mathbf{1}_{n_{s1}}^T \mathbf{x}^{s1}$ and $h_2^* = n_2\chi_1 - n_{r2}\chi_2 - \mathbf{1}_{n_{s2}}^T \mathbf{x}^{s2}$. Notice that

$$\begin{aligned}
&\frac{h_2(t)}{n_1 n_2} + g(t)w_s \\
&= h_1(t)w_s + \frac{h_2(t)}{2n_1 n_2} (2 - (n_1^2 + n_2^2 - n_1 - n_2)w_s) \\
&\rightarrow h_1^*w_s + \frac{h_2^*}{2n_1 n_2} (2 - (n_1^2 + n_2^2 - n_1 - n_2)w_s),
\end{aligned}$$

from (10), and this limit is $h_1^*w_s + h_2^*w_d = 0$ by (13), implying $v(t) \rightarrow 0$. So the interaction estimator converges by Proposition 5 with $d = 0$. \square

F Proof of Lemma 1

In this section, we prove Lemma 1 by leveraging the techniques introduced in [41]. We need the following result.

Lemma 5 (Lemma 8.1 of [42])

Let X be a random variable with $\mathbb{E}\{X\} = 0$ and $c_1 \leq X \leq c_2$ for some constants c_1 and c_2 . Then for all $\lambda > 0$, $\mathbb{E}\{\exp\{\lambda X\}\} \leq \exp\{\lambda^2(c_2 - c_1)^2/8\}$.

In the proof, we denote $\mathbb{P}_x\{\cdot\} := \mathbb{P}\{\cdot | X(0) = x\}$ and $\mathbb{E}_x\{\cdot\} := \mathbb{E}\{\cdot | X(0) = x\}$ to ease notation.

Let $g(X(i)) := \sum_{t=i}^{\infty} \mathbb{E}\{f(X(t)) - \alpha | X(i)\}$, $i \in \mathbb{N}$, and it holds that

$$\begin{aligned}
&g(x) - \mathbb{E}_x\{g(X(1))\} \\
&= \sum_{t=0}^{\infty} \mathbb{E}_x\{f(X(t)) - \alpha\} - \sum_{t=1}^{\infty} \mathbb{E}_x\{f(X(t)) - \alpha | X(1)\}
\end{aligned}$$

$$\begin{aligned}
&= \mathbb{E}_x \{f(X(0)) - \alpha\} + \sum_{t=1}^{\infty} \mathbb{E}_x \{f(X(t)) - \alpha\} \\
&\quad - \sum_{t=1}^{\infty} \mathbb{E}_x \{f(X(t)) - \alpha | X(1)\} \\
&= \mathbb{E}_x \{f(X(0)) - \alpha\} \\
&= f(x) - \alpha.
\end{aligned}$$

Hence, for $t \in \mathbb{N}$,

$$\begin{aligned}
tS_f(t) - t\alpha &= \sum_{i=0}^{t-1} f(X(i)) - t\alpha \\
&= \sum_{i=0}^{t-1} g(X(i)) - \mathbb{E}\{g(X(i+1)) | X(i)\} \\
&= \sum_{i=1}^t D_i + g(X(0)) - g(X(t)),
\end{aligned}$$

where $D_i := g(X(i)) - \mathbb{E}\{g(X(i)) | X(i-1)\} = g(X(i)) - \mathbb{E}\{g(X(i)) | X(0), \dots, X(i-1)\}$, $1 \leq i \leq t$. It follows from $|g(x)| \leq \|g\|_s$ for all $x \in \mathcal{X}$ that for $\lambda > 0$

$$\begin{aligned}
&\mathbb{E}\{\exp\{\lambda t(S_f(t) - \alpha)\}\} \\
&\leq \exp\{2\lambda\|g\|_s\} \mathbb{E}\left\{\exp\left\{\lambda \sum_{i=1}^t D_i\right\}\right\} \\
&\leq \exp\{2\lambda\|g\|_s + t\lambda^2\|g\|_s^2/2\},
\end{aligned}$$

where in the last inequality we use Lemma 5 for D_i conditioned on $X(0), \dots, X(i-1)$, $1 \leq i \leq t$, inductively. Markov inequality yields that

$$\begin{aligned}
&\mathbb{P}\{S_f(t) - \alpha \geq \varepsilon\} \\
&= \mathbb{P}\{\exp\{\lambda t(S_f(t) - \alpha)\} \geq \exp\{\lambda t\varepsilon\}\} \\
&\leq \exp\{-\lambda t\varepsilon + 2\lambda\|g\|_s + t\lambda^2\|g\|_s^2/2\} \\
&\leq \exp\left\{-\frac{(t\varepsilon - 2\|g\|_s)^2}{2t\|g\|_s^2}\right\},
\end{aligned}$$

where in the last inequality we let $\lambda = (t\varepsilon - 2\|g\|_s)/t\|g\|_s^2$. Applying the same argument to $-S_f(t)$, we obtain the conclusion. \square

G Proof of Theorem 3

We use Lemma 1 to proof the theorem. For the gossip model with stubborn agents, define $f_i(x) = x_i$, $x \in \mathbb{R}^{n_r}$, $1 \leq i \leq n_r$, and we have that for $t > 2\|g_i\|_s/\varepsilon$ and $\varepsilon > 0$

$$\mathbb{P}\{|S_i^r(t) - \mathbf{x}_i^r| \geq \varepsilon\} \leq 2 \exp\left\{-\frac{(t\varepsilon - 2\|g_i\|_s)^2}{2t\|g_i\|_s^2}\right\},$$

where $g_i(x) := \sum_{t=0}^{\infty} \mathbb{E}\{X_i^r(t) - \mathbf{x}_i^r | X(0) = x\}$, $x \in \mathcal{S}$. Note that $g_i(x)$, $x \in \mathcal{S}$, is the i -th component of vector

$$\begin{aligned}
G(x) &:= \sum_{t=0}^{\infty} \mathbb{E}\{X^r(t) - \mathbf{x}^r | X(0) = x\} \\
&= \sum_{t=0}^{\infty} \left(\bar{A}^t x + \sum_{i=0}^{t-1} \bar{A}^i \bar{B} \mathbf{x}^s - \sum_{i=0}^{\infty} \bar{A}^i \bar{B} \mathbf{x}^s \right) \\
&= \sum_{t=0}^{\infty} \left(\bar{A}^t x - \sum_{i=t}^{\infty} \bar{A}^i \bar{B} \mathbf{x}^s \right),
\end{aligned}$$

and

$$\begin{aligned}
\|G(x)\| &\leq \sum_{t=0}^{\infty} \left\| \bar{A}^t x - \sum_{i=t}^{\infty} \bar{A}^i \bar{B} \mathbf{x}^s \right\| \\
&\leq \sum_{t=0}^{\infty} \left(\rho^t(\bar{A}) \|x\| + \frac{\rho^t(\bar{A}) \|\bar{B} \mathbf{x}^s\|}{1 - \rho(\bar{A})} \right) \\
&\leq \frac{\max\{|\bar{s}|, |\underline{s}|\} \sqrt{n_r} (2 - \rho(\bar{A}))}{(1 - \rho(\bar{A}))^2} =: s_*,
\end{aligned}$$

where the second inequality holds because \bar{A} is symmetric, implying $\|\bar{A}\|_2 = \rho(\bar{A})$, and the last inequality follows from $x \in \mathcal{S}$. Since $|g_i(x)| \leq \|G(x)\|$, we know that $\|g_i\|_s \leq s_*$, and for $1 \leq i \leq n_r$, $t > 2s_*/\varepsilon$, and $\varepsilon > 0$, it holds that

$$\mathbb{P}\{|S_i^r(t) - \mathbf{x}_i^r| \geq \varepsilon\} \leq 2 \exp\left\{-\frac{(t\varepsilon - 2s_*)^2}{2ts_*^2}\right\}.$$

Now let $\varepsilon_0 = |\chi_1 - \chi_2|/(2n_r(n_r + 1))$, it follows from the proof of Theorem 2 that

$$\begin{aligned}
&\mathbb{P}\{\hat{\mathcal{C}}(i, t) = \mathcal{C}(i), \forall i \in \mathcal{V}\} \\
&\geq \mathbb{P}\{|S_i^r(t) - \mathbf{x}_i^r| < \varepsilon_0, \forall 1 \leq i \leq n_r\} \\
&\geq 1 - \sum_{i=1}^{n_r} \mathbb{P}\{|S_i^r(t) - \mathbf{x}_i^r| \geq \varepsilon_0\} \\
&\geq 1 - 2n_r \exp\left\{-\frac{(t\varepsilon_0 - 2s_*)^2}{2ts_*^2}\right\},
\end{aligned}$$

which leads to the conclusion, combined with the explicit form of $|\chi_1 - \chi_2|$ given in the proof of Proposition 3. \square

H Proof of Theorem 4

We follow the notations in the proof of Theorem 2. From (E.1), it suffices to show that $z(t)/a(t)^d \rightarrow 0$ for some $d \in (0, 1/2)$. From Remark 10, we know that $(S^r(t) - \mathbf{x}^r)/a(t)^d \rightarrow 0$ a.s., for all $d \in [0, 1/2)$. Hence $(h_k(t) - h_k^*)/a(t)^d \rightarrow 0$, $k = 1, 2$, implying $v(t)/a(t)^d \rightarrow 0$ for all $d \in [0, 1/2)$. Now note that $H + \alpha dI = -|\eta| + d/a$, where α is given in (C.2) of Proposition 5 and a is defined

in Algorithm 1. So it follows from Proposition 5 that $z(t)/a(t)^d \rightarrow 0$ for all $d \in [0, \min\{1/2, a/|\eta|\})$. Finally, to get the explicit form of η , first note that from (13) it holds that $h_2^* = -h_1^* w_s / w_d$, so $\eta = h_1^* / (2n_1 n_2 w_d)$. Then from the expressions of δ and χ_1 given in (11) and (12) respectively, the conclusion follows. \square

References

- [1] S. Fortunato and D. Hric, “Community detection in networks: A user guide,” *Physics Reports*, vol. 659, pp. 1–44, 2016.
- [2] L. Prokhorenkova, A. Tikhonov, and N. Litvak, “Learning clusters through information diffusion,” in *The World Wide Web Conference*, pp. 3151–3157, 2019.
- [3] T. P. Peixoto, “Network reconstruction and community detection from dynamics,” *Physical Review Letters*, vol. 123, no. 12, p. 128301, 2019.
- [4] H.-T. Wai, S. Segarra, A. E. Ozdaglar, A. Scaglione, and A. Jadbabaie, “Blind community detection from low-rank excitations of a graph filter,” *IEEE Transactions on Signal Processing*, vol. 68, pp. 436–451, 2019.
- [5] M. T. Schaub, S. Segarra, and J. N. Tsitsiklis, “Blind identification of stochastic block models from dynamical observations,” *SIAM Journal on Mathematics of Data Science*, vol. 2, no. 2, pp. 335–367, 2020.
- [6] T. M. Roddenberry, M. T. Schaub, H.-T. Wai, and S. Segarra, “Exact blind community detection from signals on multiple graphs,” *IEEE Transactions on Signal Processing*, vol. 68, pp. 5016–5030, 2020.
- [7] M. Ramezani, A. Khodadadi, and H. R. Rabiee, “Community detection using diffusion information,” *ACM Transactions on Knowledge Discovery from Data*, vol. 12, no. 2, pp. 1–22, 2018.
- [8] M. T. Schaub, J.-C. Delvenne, M. Rosvall, and R. Lambiotte, “The many facets of community detection in complex networks,” *Applied Network Science*, vol. 2, no. 1, pp. 1–13, 2017.
- [9] S. Wasserman and K. Faust, *Social Network Analysis: Methods and Applications*. Cambridge University Press, 1994.
- [10] M. Girvan and M. E. Newman, “Community structure in social and biological networks,” *Proceedings of the National Academy of Sciences*, vol. 99, no. 12, pp. 7821–7826, 2002.
- [11] M. E. Newman and M. Girvan, “Finding and evaluating community structure in networks,” *Physical Review E*, vol. 69, no. 2, p. 026113, 2004.
- [12] V. D. Blondel, J.-L. Guillaume, R. Lambiotte, and E. Lefebvre, “Fast unfolding of communities in large networks,” *Journal of Statistical Mechanics: Theory and Experiment*, vol. 2008, no. 10, p. P10008, 2008.
- [13] P. W. Holland, K. B. Laskey, and S. Leinhardt, “Stochastic blockmodels: First steps,” *Social Networks*, vol. 5, no. 2, pp. 109–137, 1983.
- [14] A. Decelle, F. Krzakala, C. Moore, and L. Zdeborová, “Asymptotic analysis of the stochastic block model for modular networks and its algorithmic applications,” *Physical Review E*, vol. 84, no. 6, p. 066106, 2011.
- [15] E. Abbe, “Community detection and stochastic block models: Recent developments,” *The Journal of Machine Learning Research*, vol. 18, no. 1, pp. 6446–6531, 2017.
- [16] F. McSherry, “Spectral partitioning of random graphs,” in *Proceedings 42nd IEEE Symposium on Foundations of Computer Science*, pp. 529–537, IEEE, 2001.
- [17] E. Mossel, J. Neeman, and A. Sly, “Belief propagation, robust reconstruction and optimal recovery of block models,” *The Annals of Applied Probability*, vol. 26, no. 4, pp. 2211–2256, 2016.
- [18] M. Rosvall and C. T. Bergstrom, “Maps of random walks on complex networks reveal community structure,” *Proceedings of the National Academy of Sciences*, vol. 105, no. 4, pp. 1118–1123, 2008.
- [19] I.-C. Morarescu and A. Girard, “Opinion dynamics with decaying confidence: Application to community detection in graphs,” *IEEE Transactions on Automatic Control*, vol. 56, no. 8, pp. 1862–1873, 2010.
- [20] C. Ravazzi, F. Dabbene, C. Lagoa, and A. V. Proskurnikov, “Learning hidden influences in large-scale dynamical social networks: A data-driven sparsity-based approach, in memory of roberto tempo,” *IEEE Control Systems Magazine*, vol. 41, no. 5, pp. 61–103, 2021.
- [21] S. K. Cowan and D. Baldassarri, “‘It could turn ugly’: Selective disclosure of attitudes in political discussion networks,” *Social Networks*, vol. 52, pp. 1–17, 2018.
- [22] P. Netrapalli and S. Sanghavi, “Learning the graph of epidemic cascades,” *ACM SIGMETRICS Performance Evaluation Review*, vol. 40, no. 1, pp. 211–222, 2012.
- [23] Y.-A. De Montjoye, S. Gambs, V. Blondel, G. Canright, N. De Cordes, S. Deletaille, K. Engø-Monsen, M. Garcia-Herranz, J. Kendall, C. Kerry, *et al.*, “On the privacy-conscious use of mobile phone data,” *Scientific Data*, vol. 5, no. 1, pp. 1–6, 2018.
- [24] A. V. Proskurnikov and R. Tempo, “A tutorial on modeling and analysis of dynamic social networks. Part I,” *Annual Reviews in Control*, vol. 43, pp. 65–79, 2017.
- [25] G. Deffuant, D. Neau, F. Amblard, and G. Weisbuch, “Mixing beliefs among interacting agents,” *Advances in Complex Systems*, vol. 3, no. 01n04, pp. 87–98, 2000.
- [26] D. Acemoglu, G. Como, F. Fagnani, and A. Ozdaglar, “Opinion fluctuations and disagreement in social networks,” *Mathematics of Operations Research*, vol. 38, no. 1, pp. 1–27, 2013.
- [27] C. Ravazzi, P. Frasca, R. Tempo, and H. Ishii, “Ergodic randomized algorithms and dynamics over networks,” *IEEE Transactions on Control of Network Systems*, vol. 2, no. 1, pp. 78–87, 2014.
- [28] S. Boyd, A. Ghosh, B. Prabhakar, and D. Shah, “Randomized gossip algorithms,” *IEEE Transactions on Information Theory*, vol. 52, no. 6, pp. 2508–2530, 2006.
- [29] M. Ramos, J. Shao, S. D. Reis, C. Anteneodo, J. S. Andrade, S. Havlin, and H. A. Makse, “How does public opinion become extreme?,” *Scientific Reports*, vol. 5, no. 1, pp. 1–14, 2015.
- [30] N. E. Friedkin and E. C. Johnsen, “Social influence and opinions,” *Journal of Mathematical Sociology*, vol. 15, no. 3–4, pp. 193–206, 1990.
- [31] A. V. Proskurnikov, R. Tempo, M. Cao, and N. E. Friedkin, “Opinion evolution in time-varying social influence networks with prejudiced agents,” *IFAC-PapersOnLine*, vol. 50, no. 1, pp. 11896–11901, 2017.
- [32] Y. Tian and L. Wang, “Opinion dynamics in social networks with stubborn agents: An issue-based perspective,” *Automatica*, vol. 96, pp. 213–223, 2018.
- [33] H.-T. Wai, A. Scaglione, and A. Leshem, “Active sensing of social networks,” *IEEE Transactions on Signal and Information Processing over Networks*, vol. 2, no. 3, pp. 406–419, 2016.

- [34] Y. Xing, X. He, H. Fang, and K. H. Johansson, “Community detection for gossip dynamics with stubborn agents,” in *IEEE Conference on Decision and Control*, pp. 4915–4920, 2020.
- [35] D. Arthur and S. Vassilvitskii, “k-means++: The advantages of careful seeding,” *Stanford*, 2006.
- [36] W. W. Zachary, “An information flow model for conflict and fission in small groups,” *Journal of Anthropological Research*, vol. 33, no. 4, pp. 452–473, 1977.
- [37] R. Vershynin, *High-Dimensional Probability: An Introduction with Applications in Data Science*. Cambridge University Press, 2018.
- [38] H.-F. Chen, *Stochastic Approximation and Its Applications*. Kluwer, Boston, MA, 2002.
- [39] P. Diaconis and D. Freedman, “Iterated random functions,” *SIAM Review*, vol. 41, no. 1, pp. 45–76, 1999.
- [40] R. A. Horn and C. R. Johnson, *Matrix Analysis*. Cambridge University Press, 2012.
- [41] P. W. Glynn and D. Ormoneit, “Hoeffding’s inequality for uniformly ergodic Markov chains,” *Statistics and Probability Letters*, vol. 56, no. 2, pp. 143–146, 2002.
- [42] L. Devroye, L. Györfi, and G. Lugosi, *A Probabilistic Theory of Pattern Recognition*. Springer Science & Business Media, 2013.