

# Detecting Communities in a Gossip Model with Stubborn Agents

Yu Xing<sup>a</sup>, Xingkang He<sup>a,\*</sup>, Haitao Fang<sup>b</sup>, Karl H. Johansson<sup>a</sup>

<sup>a</sup>*Division of Decision and Control Systems, School of Electrical Engineering and Computer Science,  
KTH Royal Institute of Technology, Stockholm, Sweden.*

<sup>b</sup>*Key Laboratory of Systems and Control, Academy of Mathematics and Systems Science, Chinese Academy of Sciences;  
School of Mathematical Sciences, University of Chinese Academy of Sciences, Beijing, P. R. China.*

---

## Abstract

We consider a community detection problem in a gossip model, where agents randomly interact pairwise, with stubborn agents never changing their states. It is assumed that the agents can be divided into two communities based on their interaction probability with others. Such a model can illustrate how disagreement and opinion fluctuation arise in a social network. The considered problem is twofold: to infer which community each agent belongs to, and to estimate interaction probabilities between agents, by only observing their state evolution. First, stability and limit theorems of the model are derived. An integrated detection and estimation algorithm is then proposed to infer the two communities and to estimate the interaction probabilities, based on agent states. It is verified that the community detector of the algorithm converges in finite time, and the interaction estimator converges almost surely. In addition, non-asymptotic property is obtained for the former, and convergence rate is analyzed for the latter. Simulations are presented to illustrate the performance of the proposed algorithm.

*Key words:* Community detection; gossip models; stubborn agents; social networks; Markov chains

---

## 1 Introduction

Community detection is a fascinating topic of network science and has attracted attention of researchers from multiple disciplines for decades [1, 2]. Communities are groups of nodes having similar characteristics, for example, dense connections locally but sparse globally. The goal of community detection is to partition nodes into different clusters, based on their connections or behavior, e.g., finding protein groups having the same function in protein regulatory networks, and discovering websites with related topics in the World Wide Web [3]. As a consequence of the wide existence of community detection problems, a great number of approaches have been proposed to study them, such as spectral clustering [4], modularity optimization [5], and statistical inference [6].

Recently, there is a growing interest in community detection for dynamic networks [7–12]. This stands in contrast

to classic community detection where the network is assumed to be directly observed. When only agent states can be observed, rather than edge sets, community detection is much harder. In [7, 8, 12], statistical inference methods are used to address community detection in diffusion processes, while spectral methods are introduced in [9–11].

In this paper, we consider a community detection problem in a gossip model, where agents randomly interact pairwise, with stubborn agents never changing their states. It is shown that one can identify the community structure of the underlying network by only observing agent states. Gossip-like models have been extensively studied in applications of consensus algorithms [13–15] and modeling of opinion formation processes [16–20]. These models capture how individuals interact with each other asynchronously. Stubborn agents play a crucial role in opinion formation. In [17], the authors show that the existence of stubborn agents leads to persistent dynamic fluctuations. In practice, stubborn agents can be interpreted as public websites or influential bloggers. The model has the potential to explain the oscillation of social opinions. An extension of stubborn agents is to let each agent have some level of stubbornness with respect

---

\* Corresponding author.

*Email addresses:* yuxing2@kth.se (Yu Xing),  
xingkang@kth.se (Xingkang He), htfang@iss.ac.cn  
(Haitao Fang), kallej@kth.se (Karl H. Johansson).

to its initial belief. This is introduced in the Friedkin-Johnsen model [21–23] and in network game models [24].

It is crucial to study how to learn community structure by observing the state evolution of gossip models, since these models are widely considered in the study of social opinion formation. Such community structure can be useful for decision making and intervention. Prior information about network topology, e.g., online links, may not reflect the true influence posed by relationships between individuals [25]. Inference of large-scale networks is not an easy task, especially when there is insufficient data or excitation [10]. Hence, community detection for dynamic networks is worth investigating further.

### 1.1 Related work

A natural way to solve the community detection problem is to follow a two-step procedure, which first recovers the underlying network and then clusters agents based on network estimates. For example, [7] constructs graphs from diffusion processes and then applies the Louvain algorithm and the maximum likelihood approach to find clusters. The authors in [12] use behavior similarity between agents to represent the underlying graph and then address the detection problem via a maximum likelihood approach. However, with these approaches, it may be difficult to estimate the underlying network with desired accuracy, which could result in degraded community detection, if there is insufficient excitation of the system.

Blind community detection is introduced in [9–11]. Here agent states are used to compute sample covariance matrices providing information of community structure. Several realizations are needed together with sufficient diversity of initial values. These assumptions may not be satisfied in practice, where a process may only happen once and the initial values may be highly correlated. It is an open problem whether one can address detection problems online, based on a single realization.

Besides the above papers, [8] investigates reconstructing the topology and the community structure simultaneously in an epidemic model and an Ising model, but focuses on studying the performance of proposed methods by datasets. The authors in [26] study recovering the community structure of an Ising model having two communities with equal size, based on independent samples. Extension of this research is considered in [27, 28], where the underlying topology of the Ising model is drawn from a stochastic block model.

### 1.2 Contributions

We consider the community detection problem for a gossip model with stubborn agents. For this model, it is assumed that agents can be divided into two communities

based on their interaction probability with others. Our contributions are as follows:

1. Stability and limit theorems of the network model are derived by leveraging results on Markov chains and stochastic approximation (Theorem 1). It is shown that the agent states converge in distribution to a unique stationary distribution with a rate independent of the initial condition, and the time average of the agent states converge almost surely. An explicit expression for the mean of stationary distribution is obtained (Proposition 2).
2. An online algorithm is proposed to detect the community structure and estimate the interaction probabilities between agents (Algorithm 1). It is shown that the community detector of the algorithm converges in finite time, and that the interaction estimator converges almost surely (Theorem 2).
3. We analyze the non-asymptotic property of the community detector of Algorithm 1, by utilizing a concentration inequality of Markov chains (Theorem 3). Additionally, we obtain the convergence rate of the interaction estimator from a stochastic approximation argument (Theorem 4).

There are two key differences between our paper and previous studies. First, the paper focuses on community detection for a gossip model by using properties of states directly, rather than utilizing intermediate estimates of the underlying network [7, 12]. Additionally, we consider an online community detection problem, aiming at recovering the community structure gradually as the process evolves. This is different from [9–11], where the state vector at the same time step needs to be observed in several realizations of the considered dynamics. The differences between this paper and its conference version [29] are that we provide more results on the behavior of the model, give proofs of the results, characterize the convergence rate of the algorithm, and add simulations to illustrate its performance.

### 1.3 Notation and preliminaries

Denote the  $n$ -dimensional Euclidean space by  $\mathbb{R}^n$ , the set of  $n \times m$  real matrices by  $\mathbb{R}^{n \times m}$ , the set of nonnegative integers by  $\mathbb{N}$ , and the set of positive integers by  $\mathbb{N}^+$ . Let  $\mathbf{1}_n$  be the all-one vector with dimension  $n$ ,  $\mathbf{e}_i$  be the unit vector with  $i$ -entry being one,  $I_n$  be the  $n \times n$  identity matrix, and  $\mathbf{0}_{n,m}$  be the  $n \times m$  all-zero matrix. Define  $\mathbf{1}_{n_1, n_2} := \mathbf{1}_{n_1} \mathbf{1}_{n_2}^T$ , where  $A^T$  represents the transpose of a matrix  $A$ . Denote the Euclidean norm of a vector in  $\mathbb{R}^n$  by  $\|\cdot\|$ , and denote the maximum absolute column sum norm, spectral norm, and maximum absolute row sum norm of a square matrix by  $\|\cdot\|_1$ ,  $\|\cdot\|_2$ , and  $\|\cdot\|_\infty$ . The subscript of a matrix norm is dropped if the norm is not specified. Denote the diagonal matrix with the elements of a vector  $x$  on the main diagonal by  $\text{diag}\{x\}$ .

For a vector  $x \in \mathbb{R}^n$ , denote its  $i$ -th component by  $x_i$ , and for a matrix  $A = [a_{ij}]_{1 \leq i, j \leq n} \in \mathbb{R}^{n \times n}$ , denote its  $(i, j)$ -th entry by  $a_{ij}$ . The matrix  $A$  is said to be row stochastic if  $a_{ij} \geq 0$  and  $A\mathbf{1} = \mathbf{1}$ , and to be substochastic if  $a_{ij} \geq 0$  and the row sums of  $A$  are not larger than one. Denote the spectral radius of  $A$  by  $\rho(A)$ . The cardinality of a set  $\Omega$  is denoted by  $|\Omega|$ . The function  $\mathbb{I}_{[\text{property}]}$  is the indicator function equal to one if the property in the bracket holds, and equal to zero otherwise. For two sequences  $\{a_k\}$  and  $\{b_k\}$  with  $a_k \in \mathbb{R}^n$  and  $0 \neq b_k \in \mathbb{R}$ ,  $k \geq 1$ ,  $a_k = O(b_k)$  means that  $\lim_{k \rightarrow \infty} \|a_k/b_k\| \leq C$  for some positive number  $C$ , and  $a_k = o(b_k)$  means that  $\lim_{k \rightarrow \infty} \|a_k/b_k\| = 0$ . We call an event happens almost surely (a.s.) if it happens with probability one. Denote the expectation of a random vector  $X$  by  $\mathbb{E}\{X\}$ . We use the notations  $\xrightarrow{P}$  and  $\xrightarrow{d}$  to denote convergence in probability and in distribution of random vectors, respectively.

To define a Markov chain taking values on  $(\mathbb{R}^n, \mathcal{B}(\mathbb{R}^n))$ , where  $\mathcal{B}(\mathbb{R}^n)$  is the Borel  $\sigma$ -field, we first define the transition probability kernel  $P(x, A)$ ,  $x \in \mathbb{R}^n$ ,  $A \in \mathcal{B}(\mathbb{R}^n)$ , satisfying that for each  $A \in \mathcal{B}(\mathbb{R}^n)$ ,  $P(\cdot, A)$  is a non-negative measurable function on  $\mathbb{R}^n$ , and for each  $x \in \mathbb{R}^n$ ,  $P(x, \cdot)$  is a probability measure on  $\mathcal{B}(\mathbb{R}^n)$ . A (homogeneous) Markov chain  $\{X(t), t \in \mathbb{N}\}$  on  $\mathbb{R}^n$  satisfies that for all  $t \in \mathbb{N}$ ,  $A \in \mathcal{B}(\mathbb{R}^n)$ , and  $x \in \mathbb{R}^n$ ,

$$\begin{aligned} \mathbb{P}\{X(t+1) \in A | X(t) = x, X(t-1) \dots, X(0)\} \\ = \mathbb{P}\{X(t+1) \in A | X(t) = x\} = P(x, A). \end{aligned}$$

Using transition probability kernel  $P(\cdot, \cdot)$ , we can define  $n$ -step transition probability of  $\{X(t)\}$  inductively by

$$P^t(x, A) = \int_{\mathbb{R}^n} P(x, dy) P^{t-1}(y, A), \quad t \in \mathbb{N}^+,$$

and  $P^0(x, A) = \mathbb{I}_{[x \in A]}$ , for all  $x \in \mathbb{R}^n$  and  $A \in \mathcal{B}(\mathbb{R}^n)$ . A stationary distribution of a Markov chain  $\{X(t)\}$  with transition probability kernel  $P(\cdot, \cdot)$  is a probability measure  $\pi$  on  $\mathcal{B}(\mathbb{R}^n)$  such that

$$\pi(A) = \int_{\mathbb{R}^n} \pi(dx) P(x, A), \quad A \in \mathcal{B}(\mathbb{R}^n).$$

Let  $\mu$  and  $\nu$  be two probability measures on  $\mathbb{R}^n$ . The Wasserstein metric between  $\mu$  and  $\nu$  (with respect to Euclidean distance) is

$$d_W(\mu, \nu) = \inf_{(X, Y) \in J} \mathbb{E}\{d(X, Y)\},$$

where  $d(\cdot, \cdot)$  is the Euclidean distance, and  $J$  is the set of pairs of random vectors  $(X, Y)$  such that the marginal distribution of  $X$  is  $\mu$  and the marginal distribution of  $Y$  is  $\nu$ .

## 1.4 Outline

The rest of the paper is organized in the following way. In Section 2 the community detection problem is formulated. Analysis of the model is given in Section 3, and then the community detection algorithm is proposed in Section 4. Section 5 presents convergence results of the algorithm, and Section 6 provides several numerical simulations. Finally, Section 7 concludes the paper. Some proofs are postponed to appendices.

## 2 Problem formulation

In this section, we formulate our problem by introducing the considered model and the definitions of community and community detection sequentially.

### 2.1 Gossip model with stubborn agents

In this paper, we assume the underlying network of the model is a complete graph  $\mathcal{G}_c = (\mathcal{V}, \mathcal{E})$  with the agent set  $|\mathcal{V}|$  and edge set  $\mathcal{E}$ , and  $|\mathcal{V}| = n \geq 2$ . Moreover,  $\mathcal{V}$  consists of two types of agents, i.e., regular and stubborn ones, denoted by  $\mathcal{V}_r$  and  $\mathcal{V}_s$ . Hence  $\mathcal{V} = \mathcal{V}_r \cup \mathcal{V}_s$  and  $\mathcal{V}_r \cap \mathcal{V}_s = \emptyset$ . Each agent  $i$  possesses a state  $X_i(t) \in \mathbb{R}$ , and the overall state vector at time  $t$  is denoted by  $X(t) \in \mathbb{R}^n$ , obtained by stacking the states of all agents.

The gossip model evolves from a fixed initial vector  $X(0)$ . At every time step  $t \in \mathbb{N}$ , a pair of agents  $i$  and  $j$  meet and interact,  $1 \leq i < j \leq n$ . More specifically, edge  $\{i, j\} \in \mathcal{E}$  is activated with probability  $w_{ij}$  independent of previous updates, where  $\sum_{1 \leq i < j \leq n} w_{ij} = 1$ , and agents update their states according to the following rule,

$$X_k(t+1) = \begin{cases} \frac{1}{2}(X_i(t) + X_j(t)), & \text{if } k \in \mathcal{V}_r \cap \{i, j\}, \\ X_k(t), & \text{otherwise.} \end{cases} \quad (1)$$

The averaging weight is set to be 1/2, but general weights can be considered. This process degenerates to the symmetric gossip model [14], when no stubborn agents exist.

For  $1 \leq i < j \leq n$ , define

$$R^{ij} = \begin{cases} I - \frac{1}{2}(\mathbf{e}_i - \mathbf{e}_j)(\mathbf{e}_i - \mathbf{e}_j)^T, & \text{if } i, j \in \mathcal{V}_r, \\ I - \frac{1}{2}\mathbf{e}_i(\mathbf{e}_i - \mathbf{e}_j)^T, & \text{if } i \in \mathcal{V}_r, j \in \mathcal{V}_s, \\ I - \frac{1}{2}\mathbf{e}_j(\mathbf{e}_j - \mathbf{e}_i)^T, & \text{if } i \in \mathcal{V}_s, j \in \mathcal{V}_r, \\ I, & \text{if } i, j \in \mathcal{V}_s, \end{cases}$$

and a sequence of independent and identically distributed (i.i.d.)  $n$ -dimensional random matrices  $\{R(t), t \in \mathbb{N}\}$  such that

$$\mathbb{P}\{R(t) = R^{ij}\} = w_{ij}, \quad 1 \leq i < j \leq n, \quad (2)$$

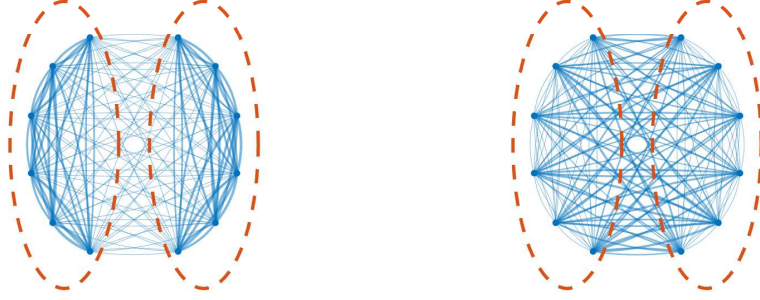


Fig. 1. Illustration of communities formed under two different interaction models. The left figure demonstrates the case where interaction model (5) fulfills  $w_s > w_d$ , i.e., agents within the same community interacting more often than agents across communities. The right figure demonstrates the case with  $w_s < w_d$ , i.e., agents within the same community interacting less often than agents across communities. The width of edges is proportional to the amount of interactions.

where  $\sum_{1 \leq i < j \leq n} w_{ij} = 1$ . The update rule (1) can then be written as

$$X(t+1) = R(t)X(t). \quad (3)$$

Since stubborn agents never change their states during the process, we can rewrite (3) to end up with the following compact form of *the gossip model with stubborn agents*:

$$X^r(t+1) = A(t)X^r(t) + B(t)X^s(t), \quad (4)$$

where  $X^r(t)$  and  $X^s(t)$  are the state vectors obtained by stacking the states of regular and stubborn agents respectively, and  $X^s(t) \equiv X^s(0)$ . In the gossip model,  $[A(t) \ B(t)]$  is the matrix obtained by stacking rows of  $R(t)$  corresponding to regular agents. So  $\{[A(t) \ B(t)]\}$  is a sequence of i.i.d. random matrices.

## 2.2 Communities

We consider the scenario where the agents can be partitioned into two communities  $\mathcal{V}_1$  and  $\mathcal{V}_2$ , i.e.,  $\mathcal{V} = \mathcal{V}_1 \cup \mathcal{V}_2$  and  $\mathcal{V}_1 \cap \mathcal{V}_2 = \emptyset$ . The communities are distinguished based on the interaction probability between agents. For a pair of agents  $i$  and  $j$ ,  $1 \leq i < j \leq n$ , the interaction probability satisfies that

$$w_{ij} = \begin{cases} w_s, & \text{if } i, j \in \mathcal{V}_k, \\ w_d, & \text{if } i \in \mathcal{V}_k \text{ but } j \in \mathcal{V}_{3-k}, \end{cases} \quad (5)$$

for  $k = 1, 2$ , where  $w_s$  and  $w_d$  are positive constants, and  $w_s \neq w_d$ . This means that if agents  $i$  and  $j$  are in the same community, then they interact with probability  $w_{ij} = w_s$  at each time. Otherwise, their interaction probability is  $w_{ij} = w_d$ . Fig. 1 illustrates how communities are formed under two different interaction models, via a simulation where an example of the gossip model with interaction model (5) is run for 2000 iterations and the amount of interactions between agents are counted.

We call the above defined partition as community structure of the network  $\mathcal{G}_c$ , and denote  $\mathcal{C}(i) = k$  for  $i \in \mathcal{V}_k$ ,  $k = 1, 2$ . Note that the community label is unique up to a permutation, by which we mean a redistribution of the labels. For example, we can call  $\mathcal{V}_1$  as “community 2”, and  $\mathcal{V}_2$  as “community 1”. There are different definitions of communities in literature. Here we follow the perspective of hard partition as in stochastic block models [6]. A similar assumption is introduced in [26], but here we do not need the two communities have equal size. Communities can also be defined for general graphs from the perspective of modularity or ratio-cut [1], but these are different from the considered case.

To ease notation, we assume that  $\mathcal{V}_1 = \{1, \dots, n_1\}$  and  $\mathcal{V}_2 = \{n_1 + 1, \dots, n_1 + n_2\}$  with  $n_k := |\mathcal{V}_k|$ ,  $k = 1, 2$ , and  $n_1 + n_2 = n$ . From the above discussion, we can define the following interaction probability matrix

$$W = \begin{bmatrix} w_s \mathbf{1}_{n_1, n_1} - \text{diag}\{w_s \mathbf{1}_{n_1}\} & w_d \mathbf{1}_{n_1, n_2} \\ w_d \mathbf{1}_{n_2, n_1} & w_s \mathbf{1}_{n_2, n_2} - \text{diag}\{w_s \mathbf{1}_{n_2}\} \end{bmatrix} \quad (6)$$

with  $(n_1(n_1 - 1) + n_2(n_2 - 1))w_s/2 + n_1 n_2 w_d = 1$ . The equation is obtained from  $\sum_{1 \leq i < j \leq n} w_{ij} = 1$ , meaning that only one pair of agents interact at each time. The matrix  $W$  has a block structure corresponding to the community structure of the network.

## 2.3 Community detection

The community detection problem studied in this paper is to infer the community structure and to estimate the interaction probabilities between agents, directly based on their state evolution. Our focus is to partition agents into different groups, while the estimates of the interaction probabilities provide a more detailed description of the underlying network, namely, interaction strength between agents. This information could be used for future

prediction, as discussed in Section 6.3. Formally speaking, we consider the following problem.

**Problem.** Given agent states,  $\{X^r(t), t \in \mathbb{N}\}$  and  $X^s(0)$ , generated from one realization of the gossip model with stubborn agents, infer the community structure of the network,  $\{\mathcal{C}(i), i \in \mathcal{V}\}$ , and the interaction probabilities  $w_s$  and  $w_d$ .

In this problem, the total number of agents is known in advance, and we assume that the network consists of only two communities. In addition, stubborn agents are known, since they never change their states. But difficulty still remains since we do not know the cardinality of each community and which edge is activated at each time. Note that the change of agent states may provide direct information of the edge activation, if there are only two agents interacting at each time. This information, however, cannot be obtained for general situations. For example, we can only observe agent states at some time steps, or observations of states are corrupted by noise, as discussed in Remark 5. Therefore, it is reasonable to assume that the edge activation is unknown.

### 3 Model analysis

In this section, we study the behavior of the gossip model with stubborn agents (Theorem 1), and provide an explicit expression for the mean of its stationary distribution (Proposition 2).

Recall that the two communities are  $\mathcal{V}_1 = \{1, \dots, n_1\}$  and  $\mathcal{V}_2 = \{n_1 + 1, \dots, n_1 + n_2\}$  with  $n_k := |\mathcal{V}_k|$ ,  $k = 1, 2$ , and  $n_1 + n_2 = n$ . Note that we do not know  $n_1$  and  $n_2$  in advance. Without losing generality, sort regular and stubborn agents in each community in the following way,  $\mathcal{V}_{r1} = \{1, \dots, n_{r1}\}$ ,  $\mathcal{V}_{s1} = \{n_{r1} + 1, \dots, n_1\}$ ,  $\mathcal{V}_{r2} = \{n_1 + 1, \dots, n_1 + n_{r2}\}$ , and  $\mathcal{V}_{s2} = \{n_1 + n_{r2} + 1, \dots, n\}$ . Here,  $\mathcal{V}_{rk}$  (resp.  $\mathcal{V}_{sk}$ ) is the set of regular (resp. stubborn) agents in community  $k$ ,  $k = 1, 2$ . Let  $n_{rk} := |\mathcal{V}_{rk}|$  and  $n_{sk} := |\mathcal{V}_{sk}|$ . Finally, denote the cardinality of regular and stubborn agents by  $n_r := |\mathcal{V}_r|$  and  $n_s := |\mathcal{V}_s|$  respectively. The assumptions discussed before are summarized as follows.

#### Assumption 1

(i.1) The agent set  $\mathcal{V}$  consists of two communities, i.e.,  $\mathcal{V}_1 = \{1, \dots, n_1\}$  and  $\mathcal{V}_2 = \{n_1 + 1, \dots, n_1 + n_2\}$  with  $n_1, n_2 > 0$  and  $n_1 + n_2 = n$ .

(i.2) Both communities have regular agents, and there exists at least one stubborn agent in the network, namely,  $1 \leq n_{r1} \leq n_1$ ,  $1 \leq n_{r2} \leq n_2$ , and  $2 \leq n_{r1} + n_{r2} < n$ .

(ii) The interaction probability matrix  $W$  has a block structure (6) with  $w_s, w_d > 0$ ,  $w_s \neq w_d$ , and

$$\frac{1}{2}(n_1(n_1 - 1) + n_2(n_2 - 1))w_s + n_1n_2w_d = 1.$$

(iii) Stubborn agents start with a fixed initial vector

$$\mathbf{x}^s := X^s(0) = [(\mathbf{x}^{s1})^T (\mathbf{x}^{s2})^T]^T.$$

**Remark 1** In Assumption 1 (i.1), the order of agents is sorted for convenience, but we do not know which group each agent belongs to before community detection. If  $w_s = w_d$  holds in Assumption 1 (ii), then there is no block structure at all, so it is necessary to assume they are not equal. One may recover  $A(t)$  and  $B(t)$  by finding agents changing their states at each time. But we do not investigate this in detail, because our focus is to detect the community structure by directly using properties of agent states. Moreover, the former method is not valid when observations of states are corrupted by noise, as discussed in Remark 5.

Before studying properties of the gossip model with stubborn agents, the block structures of

$$\bar{R} := \mathbb{E}\{R(t)\}, \bar{A} := \mathbb{E}\{A(t)\}, \bar{B} := \mathbb{E}\{B(t)\}$$

are given as below under Assumption 1, indicating that the block structure of  $W$  results in similar update rules for agents in the same community.

**Proposition 1** Suppose Assumption 1 holds. Then  $\bar{R}$ ,  $\bar{A}$ , and  $\bar{B}$  have block structures presented in (7), (8), and (9), respectively.

**PROOF.** For  $i < j$ ,  $i, j \in \mathcal{V}_r$ ,  $R(t) = R^{ij} = I - \frac{1}{2}(\mathbf{e}_i - \mathbf{e}_j)(\mathbf{e}_i - \mathbf{e}_j)^T$  with probability  $w_{ij}$ , so  $\bar{r}_{ij} = \frac{1}{2}w_{ij}$ , where  $\bar{r}_{ij}$  (resp.  $w_{ij}$ ) is the  $(i, j)$ -th entry of  $\bar{R}$  (resp.  $W$ ). If  $i$  and  $j$  are in the same community, then  $w_{ij} = w_s$ . Otherwise,  $w_{ij} = w_d$ . The values of other off-diagonal entries of  $\bar{R}$  can be obtained by following the same argument and the definition of  $R^{ij}$ . For the diagonal entries of  $\bar{R}$ , note that  $R(t)$  is row stochastic a.s., so  $\bar{r}_{ii} = 1 - \sum_{j \neq i} \bar{r}_{ij}$ . By comparing  $R(t)$  with  $A(t)$  and  $B(t)$  in the gossip model, one can obtain (8) and (9).  $\square$

**Corollary 1** Under Assumption 1,  $\bar{A}$  is Schur stable, i.e.,  $\rho(\bar{A}) < 1$ .

**PROOF.** We know from Proposition 1 that  $\bar{A}$  has the form (8). By Assumption 1 (i.2), there exists at least one row of  $\bar{A}$  with row sum less than one. So from Lemma 1 in Appendix A, the corollary follows.  $\square$

Now we study the stability and limit theorems of the gossip model, and we further show that the mean of stationary distribution of regular agent states has a block structure. This provides us with possibility to recover the community structure of the underlying network.

$$\bar{R} = \frac{1}{2} \begin{bmatrix} (2 - w_s n_1 - w_d n_2) I_{n_{r_1}} + w_s \mathbf{1}_{n_{r_1}, n_{r_1}} & w_s \mathbf{1}_{n_{r_1}, n_{s_1}} & w_d \mathbf{1}_{n_{r_1}, n_{r_2}} & w_d \mathbf{1}_{n_{r_1}, n_{s_2}} \\ \mathbf{0} & 2I_{n_{s_1}} & \mathbf{0} & \mathbf{0} \\ w_d \mathbf{1}_{n_{r_2}, n_{r_1}} & w_d \mathbf{1}_{n_{r_2}, n_{s_1}} & (2 - w_s n_2 - w_d n_1) I_{n_{r_2}} + w_s \mathbf{1}_{n_{r_2}, n_{r_2}} & w_s \mathbf{1}_{n_{r_2}, n_{s_2}} \\ \mathbf{0} & \mathbf{0} & \mathbf{0} & 2I_{n_{s_2}} \end{bmatrix} \quad (7)$$

$$\bar{A} = \frac{1}{2} \begin{bmatrix} (2 - w_s n_1 - w_d n_2) I_{n_{r_1}} + w_s \mathbf{1}_{n_{r_1}, n_{r_1}} & w_d \mathbf{1}_{n_{r_1}, n_{r_2}} \\ w_d \mathbf{1}_{n_{r_2}, n_{r_1}} & (2 - w_s n_2 - w_d n_1) I_{n_{r_2}} + w_s \mathbf{1}_{n_{r_2}, n_{r_2}} \end{bmatrix} \quad (8)$$

$$\bar{B} = \frac{1}{2} \begin{bmatrix} w_s \mathbf{1}_{n_{r_1}, n_{s_1}} & w_d \mathbf{1}_{n_{r_1}, n_{s_2}} \\ w_d \mathbf{1}_{n_{r_2}, n_{s_1}} & w_s \mathbf{1}_{n_{r_2}, n_{s_2}} \end{bmatrix} \quad (9)$$

**Theorem 1** (Stability and limit theorems)

Under Assumption 1, the following results hold for the gossip model with stubborn agents starting with any fixed initial vector  $X^r(0) \in \mathcal{S}$ , where

$$\mathcal{S} := \{x^r \in \mathbb{R}^{n_r} : x_i^r \in [\underline{s}, \bar{s}], 1 \leq i \leq n_r\}, \quad (10)$$

with  $\underline{s} := \min_{1 \leq i \leq n_s} \{x_i^s\}$  and  $\bar{s} := \max_{1 \leq i \leq n_s} \{x_i^s\}$ .

(i) The model has a unique stationary distribution  $\pi$ , and  $X^r(t) \xrightarrow{d} \pi$ , as  $t \rightarrow \infty$ . Moreover, the convergence has the following rate

$$\limsup_{t \rightarrow \infty} \sup_{x \in \mathcal{S}} (d_W(P^t(x, \cdot), \pi))^{1/t} \leq \rho(\bar{A}). \quad (11)$$

(ii) The expectation of the state vector converges, i.e.,

$$\mathbf{x}^r := \lim_{t \rightarrow \infty} \mathbb{E}\{X^r(t)\} = (I - \bar{A})^{-1} \bar{B} \mathbf{x}^s. \quad (12)$$

(iii) Denote  $S^r(t) := \frac{1}{t} \sum_{i=0}^{t-1} X^r(i)$ , then

$$\lim_{t \rightarrow \infty} S^r(t) = \mathbf{x}^r \quad \text{a.s.}, \quad (13)$$

$$\sqrt{t}(S^r(t) - \mathbf{x}^r) \xrightarrow{d} \mathcal{N}(\mathbf{0}, \mathbf{S}), \quad t \rightarrow \infty, \quad (14)$$

where  $\mathcal{N}(\mathbf{0}, \mathbf{S})$  is the multivariate normal distribution with zero mean and covariance matrix

$$\mathbf{S} = (I - \bar{A})^{-1} \mathbb{E} \left\{ Y \begin{bmatrix} \mathbf{X} & \mathbf{x}^r \\ (\mathbf{x}^r)^T & 1 \end{bmatrix} Y^T \right\} (I - \bar{A})^{-1},$$

with

$$Y = [A(0) - \bar{A} \quad (B(0) - \bar{B}) \mathbf{x}^s], \\ \mathbf{X} = \lim_{t \rightarrow \infty} \mathbb{E}\{X^r(t)(X^r(t))^T\}.$$

**PROOF.** See Appendix A.  $\square$

**Remark 2** The first result of the theorem shows that the agent states converge in distribution with a rate independent of the initial condition. (11) is a weaker version of uniform ergodicity [30]. Uniform ergodicity is characterized by total variation distance, but it is not easy to be verified in application scenarios where Markov chains on general state spaces do not have continuous distributions [31, 32], as in our case. An explicit expression for (12) is given in Proposition 2. The third conclusion provides limit theorems of the gossip model, characterizing the asymptotic behavior of the time average of the agent states. We assume that the regular agents start from  $\mathcal{S}$ . This intuitively means that states of regular agents lie between the extreme states of stubborn agents.

In Theorem 1,  $(I - \bar{A})^{-1}$  also has a block structure, as shown in the following proposition. This, combined with the above theorem, indicates that the states of regular agents in the same community is similar in average.

**Proposition 2** Under Assumption 1,

$$(I - \bar{A})^{-1} = 2 \begin{bmatrix} \frac{1}{a_1} (I_{n_{r_1}} + \tilde{w}_s \mathbf{1}_{n_{r_1}, n_{r_1}}) & \tilde{w}_d \mathbf{1}_{n_{r_1}, n_{r_2}} \\ \tilde{w}_d \mathbf{1}_{n_{r_2}, n_{r_1}} & \frac{1}{a_2} (I_{n_{r_2}} + \tilde{w}_s \mathbf{1}_{n_{r_2}, n_{r_2}}) \end{bmatrix},$$

where for  $k = 1, 2$ ,  $a_k = w_s n_k + w_d n_{3-k}$ ,  $\tilde{w}_d = w_d / \delta$ ,

$$\tilde{w}_s k = (w_s^2 n_{s, 3-k} + w_s w_d n_k + w_d^2 n_{r, 3-k}) / \delta, \\ \delta = w_s^2 n_{s_1} n_{s_2} + w_s w_d (n_1 n_{s_1} + n_2 n_{s_2}) \\ + w_d^2 (n_1 n_2 - n_{r_1} n_{r_2}). \quad (15)$$

As a result,

$$\mathbf{x}^r = \frac{1}{\delta} [(\gamma_{11} \mathbf{1}_{n_{s_1}}^T \mathbf{x}^{s_1} + \gamma_{12} \mathbf{1}_{n_{s_2}}^T \mathbf{x}^{s_2}) \mathbf{1}_{n_{r_1}}^T, \\ (\gamma_{21} \mathbf{1}_{n_{s_1}}^T \mathbf{x}^{s_1} + \gamma_{22} \mathbf{1}_{n_{s_2}}^T \mathbf{x}^{s_2}) \mathbf{1}_{n_{r_2}}^T]^T \\ := [\chi_1 \mathbf{1}_{n_{r_1}}^T, \chi_2 \mathbf{1}_{n_{r_2}}^T]^T, \quad (16)$$

where  $\mathbf{x}^r$  is given in (12),

$$\begin{aligned}\gamma_{kk} &= w_s^2 n_{s,3-k} + w_s w_d n_k + w_d^2 n_{r,3-k}, \\ \gamma_{k,3-k} &= w_d (w_s n_{3-k} + w_d n_k),\end{aligned}$$

and  $\mathbf{1}_{n_{sk}}^T \mathbf{x}^{sk}$  is defined to be zero if  $n_{sk} = 0$ ,  $k = 1, 2$ .

**PROOF.** From (8), we have that

$$I - \bar{A} = \frac{1}{2} \begin{bmatrix} a_1 I_{n_{r1}} - w_s \mathbf{1}_{n_{r1}, n_{r1}} & -w_d \mathbf{1}_{n_{r1}, n_{r2}} \\ -w_d \mathbf{1}_{n_{r2}, n_{r1}} & a_2 I_{n_{r2}} - w_s \mathbf{1}_{n_{r2}, n_{r2}} \end{bmatrix}.$$

By Corollary 1,  $(I - \bar{A})^{-1}$  exists, and direct computation implies the first conclusion. Hence,

$$(I - \bar{A})^{-1} \bar{B} = \begin{bmatrix} \tilde{w}_s \mathbf{1}_{n_{r1}, n_{s1}} & \tilde{w}_d \mathbf{1}_{n_{r1}, n_{s2}} \\ \tilde{w}_d \mathbf{1}_{n_{r2}, n_{s1}} & \tilde{w}_s \mathbf{1}_{n_{r2}, n_{s2}} \end{bmatrix}.$$

Then under Assumption 1, (16) is obtained from (12).  $\square$

The above proposition means that the limit of expectation of regular agent states is a weighted average of stubborn agent states (Note that  $\delta = \gamma_{11} n_{s1} + \gamma_{12} n_{s2} = \gamma_{21} n_{s1} + \gamma_{22} n_{s2}$ ). Moreover, regular agents in the same community possess the same limit. This fact enables us to split regular agents by observing their state evolution, more precisely, with the help of the time average of states (Theorem 1 (iii)).

To partition regular agents according to their states, we introduce the following condition to ensure that  $\chi_1$  and  $\chi_2$  in Proposition 2 are not equal. Otherwise, the regular agents exhibit similar behavior in average, revealing nothing about the community structure.

**Assumption 2** Both communities have stubborn agents, i.e.,  $n_{s1}, n_{s2} > 0$ , and the initial vector of stubborn agents,  $\mathbf{x}^s = [(\mathbf{x}^{s1})^T (\mathbf{x}^{s2})^T]^T$  satisfies

$$\frac{1}{n_{s1}} \mathbf{1}_{n_{s1}}^T \mathbf{x}^{s1} \neq \frac{1}{n_{s2}} \mathbf{1}_{n_{s2}}^T \mathbf{x}^{s2}.$$

**Proposition 3** Under Assumption 1, for  $\chi_1$  and  $\chi_2$  given in (16),  $\chi_1 \neq \chi_2$  if and only if Assumption 2 holds.

**PROOF.** It suffices to note from Proposition 2,

$$\begin{aligned}\chi_1 - \chi_2 &= \frac{1}{\delta} ((\gamma_{11} - \gamma_{21}) \mathbf{1}_{n_{s1}}^T \mathbf{x}^{s1} + (\gamma_{12} - \gamma_{22}) \mathbf{1}_{n_{s2}}^T \mathbf{x}^{s2}) \\ &= \frac{1}{\delta} (w_s^2 - w_d^2) (n_{s2} \mathbf{1}_{n_{s1}}^T \mathbf{x}^{s1} - n_{s1} \mathbf{1}_{n_{s2}}^T \mathbf{x}^{s2}). \quad \square\end{aligned}$$

**Remark 3** The above result illustrates an intuitive but crucial fact that the averages of stubborn agent states in the two communities must not be identical. Otherwise, their influence on regular agents would be the same.

## 4 Community detection algorithm

In this section, we design a community detection algorithm for the considered problem.

Since we have no information of the community structure of stubborn agents and they do not evolve in the process, we assume the following connections between them and regular ones. Intuitively, it means that we have some prior knowledge of stubborn agents' communities, which may be gathered from other source of data in practice.

**Assumption 3** For every stubborn agent  $i \in \mathcal{V}_s$ , it is known that there exists a regular agent  $j_i \in \mathcal{V}_r$  such that they are in the same community, i.e.,  $\mathcal{C}(i) = \mathcal{C}(j_i)$ .

Now we are ready to introduce the online community detection algorithm, as shown in Algorithm 1, denoting the estimates of the community structure  $\mathcal{C}(i)$ ,  $i \in \mathcal{V}$ , interaction probabilities  $w_s$  and  $w_d$ , at time  $t$ , by  $\hat{\mathcal{C}}(i, t)$ ,  $\hat{w}_s(t)$ , and  $\hat{w}_d(t)$  respectively. In Algorithm 1, since we have sorted agents as in Section 3, for a regular agent  $i \in \mathcal{V}_2$ , the  $(i - n_1 + n_{r1})$ -th component of  $S^r(t)$  should be used to generate the estimates. But we write it as  $S_i^r(t)$  in the algorithm, with a slight abuse of notation, to emphasize that  $n_1$  and  $n_{r1}$  are unknown in the task.

**Remark 4** The algorithm is based on the convergence of the time average of the agent states given in (13). The time average of regular agent states is computed, and then used to cluster the agents into two groups. The idea is to compare the time averages of their states. Other clustering methods may be used to solve this problem, but the clustering result must have theoretical guarantees, to ensure the estimates of  $w_s$  and  $w_d$  are convergent. Otherwise, incorrect knowledge of community structure could result in inconsistent estimation.

Note from (12), it follows that  $\mathbf{x}^r$  satisfies the following equation,

$$\mathbf{x}^r = \bar{A} \mathbf{x}^r + \bar{B} \mathbf{x}^s,$$

which implies that

$$w_s (n_{s1} \chi_1 - \mathbf{1}_{n_{s1}}^T \mathbf{x}^{s1}) + w_d (n_2 \chi_1 - n_{r2} \chi_2 - \mathbf{1}_{n_{s2}}^T \mathbf{x}^{s2}) = 0.$$

Assumption 2 ensures  $n_{s1} \chi_1 - \mathbf{1}_{n_{s1}}^T \mathbf{x}^{s1} \neq 0$ . Hence,  $(n_{s1} \chi_1 - \mathbf{1}_{n_{s1}}^T \mathbf{x}^{s1})(n_2 \chi_1 - n_{r2} \chi_2 - \mathbf{1}_{n_{s2}}^T \mathbf{x}^{s2}) < 0$  from  $w_s w_d > 0$ , under Assumptions 1 and 2. From the definition of  $W$ ,  $w_s$  and  $w_d$  also satisfy the relation given in Assumption 1 (ii). Therefore, the system of linear

equations with variables  $(x \ y)$

$$\begin{cases} (n_{s1}\chi_1 - \mathbf{1}_{n_{s1}}^T \mathbf{x}^{s1})x + (n_2\chi_1 - n_{r2}\chi_2 - \mathbf{1}_{n_{s2}}^T \mathbf{x}^{s2})y = 0 \\ (n_1(n_1 - 1) + n_2(n_2 - 1))x + 2n_1n_2y = 2 \end{cases} \quad (17)$$

has a unique solution  $(w_s \ w_d)$  under Assumptions 1 and 2, given  $n_k$ ,  $n_{rk}$ , and  $n_{sk}$ ,  $k = 1, 2$ . Considering that  $\chi_k$ ,  $n_k$ ,  $n_{rk}$ , and  $n_{sk}$ ,  $k = 1, 2$ , are unknown and need to be estimated, a stochastic approximation algorithm is utilized to solve the equation, as presented in Line 5 of Algorithm 1.

## 5 Convergence analysis

In this section, we provide conditions such that the algorithm is able to recover the community structure and estimate the interaction probabilities.

We have the following result for Algorithm 1, meaning the community detection can be done in finite time, and the estimates of interaction probabilities are convergent.

### Theorem 2 (Convergence of Algorithm 1)

Suppose that Assumptions 1-3 hold, and the gossip model with stubborn agents starts with a fixed initial vector  $X^r(0) \in \mathcal{S}$ , where  $\mathcal{S}$  is defined in Theorem 1.

(i) The community detector of Algorithm 1 converges in finite time, i.e., there exists a positive integer-valued random variable  $T$  such that  $\hat{\mathcal{C}}(i, t) = \mathcal{C}(i)$ , for all  $i \in \mathcal{V}$  and  $t > T$ .

(ii) The interaction estimator of Algorithm 1 converges a.s., namely,

$$\mathbb{P} \left\{ \lim_{t \rightarrow \infty} (\hat{w}_s(t), \hat{w}_d(t)) = (w_s, w_d) \right\} = 1.$$

**PROOF.** See Appendix B.  $\square$

**Remark 5** Since Algorithm 1 mainly uses the property (13) of the model, it can also deal with situations where observations of states are corrupted. For example, one cannot observe the whole trajectory but can only sample the states at some time steps. Ergodic property ensures that the time average of sampled states still converges, as long as the sampling process is independent of the update, and the number of sampling tends to infinity [18, 33]. Another situation is that the observations are disturbed by i.i.d. noise with zero-mean and independent of the process. In this case, the law of large numbers guarantees that the average effect of noise vanishes as time goes to infinity. Performance of Algorithm 1 under these situations is illustrated via simulation in Section 6.1.

In the following, we further characterize the finite-time convergence of the community detector of Algorithm 1, and the convergence rate of its interaction estimator.

---

### Algorithm 1 (Community detection)

---

**Input:**  $\{X^r(t), t \in \mathbb{N}\}$ ,  $X^s(0)$ , step-size parameter  $a$  of the interaction estimator.

**Output:**  $\{\hat{\mathcal{C}}(i, t)\}$ ,  $\hat{w}_s(t)$ ,  $\hat{w}_d(t)$ .

- 1: Randomize  $\hat{\mathcal{C}}(i, 0)$ ,  $\hat{w}_s(0)$ ,  $\hat{w}_d(0)$ , set  $S^r(0) = \mathbf{0}_{n_r}$ .
- 2: **for**  $t = 1, \dots$  **do**
- 3:   Compute

$$\begin{aligned} S^r(t) &= \frac{t}{t+1}S^r(t-1) + \frac{1}{t+1}X^r(t), \\ \bar{s}^r(t) &= \frac{1}{n_r}\mathbf{1}_{n_r}^T S^r(t). \end{aligned}$$

- 4:   **Community detector:**

$$\begin{aligned} \hat{\mathcal{C}}(i, t) &= 2 - \mathbb{I}_{[S_i^r(t) > \bar{s}^r(t)]}, \quad i \in \mathcal{V}_r, \\ \hat{\mathcal{C}}(i, t) &= \hat{\mathcal{C}}(j_i, t), \quad i \in \mathcal{V}_s, \end{aligned}$$

where  $j_i$  is defined in Assumption 3.

- 5:   **Interaction estimator:**

$$\begin{aligned} \hat{w}_s(t) &= \hat{w}_s(t-1) - \frac{a}{t} \text{sgn}(g(t)) \left( g(t)\hat{w}_s(t-1) \right. \\ &\quad \left. + \frac{h_2(t)}{\hat{n}_1(t)\hat{n}_2(t)} \right), \\ \hat{w}_d(t) &= \frac{2 - \hat{w}_s(t)(\hat{n}_1^2(t) + \hat{n}_2^2(t) - \hat{n}_1(t) - \hat{n}_2(t))}{2\hat{n}_1(t)\hat{n}_2(t)}, \end{aligned}$$

where

$$\begin{aligned} g(t) &= h_1(t) - \frac{\hat{n}_1^2(t) + \hat{n}_2^2(t) - \hat{n}_1(t) - \hat{n}_2(t)}{2\hat{n}_1(t)\hat{n}_2(t)} h_2(t), \\ h_1(t) &= \frac{|\hat{\mathcal{V}}_{s1}(t)|}{|\hat{\mathcal{V}}_{r1}(t)|} \sum_{i \in \hat{\mathcal{V}}_{r1}(t)} S_i^r(t) - \sum_{i \in \hat{\mathcal{V}}_{s1}(t)} X_i(t), \\ h_2(t) &= \frac{\hat{n}_2(t)}{|\hat{\mathcal{V}}_{r1}(t)|} \sum_{i \in \hat{\mathcal{V}}_{r1}(t)} S_i^r(t) \\ &\quad - \sum_{i \in \hat{\mathcal{V}}_{r2}(t)} S_i^r(t) - \sum_{i \in \hat{\mathcal{V}}_{s2}(t)} X_i(t), \\ \hat{n}_k(t) &= \sum_{i \in \mathcal{V}} \mathbb{I}_{[\hat{\mathcal{C}}(i, t) = k]}, \\ \hat{\mathcal{V}}_{rk}(t) &= \{i \in \mathcal{V}_r : \hat{\mathcal{C}}(i, t) = k\}, \\ \hat{\mathcal{V}}_{sk}(t) &= \{i \in \mathcal{V}_s : \hat{\mathcal{C}}(i, t) = k\}, \quad k = 1, 2. \end{aligned}$$

- 6: **end for**
- 

### Theorem 3 (Non-asymptotic property)

Under the conditions of Theorem 2, for the community detector of Algorithm 1, it holds that for  $t > t_0$

$$\mathbb{P} \left\{ \hat{\mathcal{C}}(i, t) = \mathcal{C}(i), \forall i \in \mathcal{V} \right\} \geq 1 - 2n_r \exp \left\{ \frac{-2(t - t_0)^2}{t_0^2 t} \right\},$$

where

$$t_0 = \frac{4\delta(2 - \rho(\bar{A}))n_r^{\frac{3}{2}}(n_r + 1) \max\{|\underline{s}|, |\bar{s}|\}}{(1 - \rho(\bar{A}))^2 |w_s^2 - w_d^2| |n_{s1}\mathbf{1}_{n_{s2}}^T \mathbf{x}^{s2} - n_{s2}\mathbf{1}_{n_{s1}}^T \mathbf{x}^{s1}|}$$

with  $\underline{s}$  and  $\bar{s}$  given in (10), and  $\delta$  given in (15).



**Remark 6** *This theorem shows that when time is large enough, the probability of detecting communities successfully at time  $t$  depends on the parameters of the gossip model and the stubborn agent states. This probability tends to one as  $t$  goes to infinity.*

**PROOF.** See Appendix C. □

**Theorem 4** (*Convergence rate*)  
*Under the conditions of Theorem 2, for the interaction estimator of Algorithm 1, it holds that*

$$(\hat{w}_s(t) - w_s, \hat{w}_d(t) - w_d) = o(t^{-d_0}), \text{ a.s.,}$$

$$\forall d_0 \in [0, \min\{1/2, a|\eta|\}],$$

where  $a$  is the step-size parameter given in Algorithm 1,  $\eta = (w_s n_2 + w_d n_1) (n_{s1} \mathbf{1}_{n_{s2}}^T \mathbf{x}^{s2} - n_{s2} \mathbf{1}_{n_{s1}}^T \mathbf{x}^{s1}) / (\delta n_1 n_2)$ , and  $\delta$  given in (15).

**PROOF.** See Appendix D. □

**Remark 7** *This result shows that the convergence rate of the interaction estimator also depends on the parameters of the gossip model and the stubborn agent states, but large enough step-size parameter  $a$  ensures that the estimator can achieve rate  $O(1/\sqrt{t})$ .*

## 6 Numerical simulations

In this section, we first illustrate the performance of Algorithm 1 by solving the problem for a gossip model under Assumption 1. We then compare the performance of Algorithm 1 with other algorithms. Finally, Zachary's karate club network in the study of community detection is used to test the performance of the algorithm.

### 6.1 Performance of Algorithm 1

To illustrate the performance of Algorithm 1, consider the network introduced in Fig. 1. The network consists of twelve agents and can be divided into two communities both having five regular agents and one stubborn agent. In addition, let  $w_s = 5/186$  and  $w_d = 1/186$ . The stubborn agent in community 1 (resp. community 2) has state 1 (resp.  $-1$ ). The initial states of regular agents are drawn from uniform distribution on  $(-1, 1)$ . Fig. 2(a)-(b) demonstrate the state evolution of four regular agents (half of them are in community 1 and the other half are in community 2), and the time average of regular agent states. The subfigures show that it is not easy to determine the community structure by directly observing the states, but the time average of states reveals the underlying communities. Finite-time convergence of the community detector of Algorithm 1

can be observed in Fig. 2(c), where the accuracy at time  $t$  in Fig. 2(c) is defined by

$$\frac{1}{n} \max_{\sigma \in S_2} \left\{ \sum_{i=1}^n \mathbb{I}_{[\sigma(\hat{\mathcal{C}}(i,t)) = \mathcal{C}(i)]} \right\} \in [0, 1].$$

Here  $\sigma : \{1, 2\} \rightarrow \{1, 2\}$  is a permutation function (to prevent a reverse distribution of labels, as discussed in Section 2),  $S_2$  is the group of permutations on  $\{1, 2\}$ ,  $\mathcal{C}(i)$  is agent  $i$ 's actual community,  $\hat{\mathcal{C}}(i, t)$  is the estimate of agent  $i$ 's community at time  $t$ , and  $n = 12$  in this numerical simulation. Consistency of the interaction estimator with step-size parameter  $a = 1$  is demonstrated in Fig. 2(d), showing that we can characterize the communities in more detail based on the estimates of interaction probabilities between agents.

Fig. 3 further illustrates the community detection process and interactions between agents. It is shown that agents in the same community interact more often since  $w_s > w_d$ , and the community detector finally recovers the community structure as time is large enough, by only observing the state evolution. Theorem 3 provides a probability bound for successful detection.

By running Algorithm 1 for 200 times, we obtain the relative frequency that the community detector recovers the true community structure, defined by

$$p_t := \frac{1}{N} \sum_{k=1}^N \max_{\sigma \in S_2} \mathbb{I}_{[\sigma(\hat{\mathcal{C}}_k(i,t)) = \mathcal{C}(i), \forall i \in \mathcal{V}]} \in [0, 1],$$

where  $N = 200$  and  $\hat{\mathcal{C}}_k(i, t)$  is the estimate of agent  $i$ 's community at time  $t$  in the  $k$ -th run. Fig. 4 shows that the relative frequency of incorrect detection tends to zero as time increases.

In realistic scenarios, one may drop some observations of the states, or the observations are disturbed by noise. As discussed in Remark 5, Algorithm 1 can handle these situations under certain conditions. We use the same model as above to illustrate the performance of the community detector under these two cases in Fig. 4. The dropping of observations is modeled by i.i.d. Bernoulli random variables independent of the process, with mean  $0 \leq \tau < 1$ . That is, one fails to observe the regular agent states at each time step with probability  $\tau$ , independent of other time steps. Fig. 4(a) shows that the detector performs well until fifty percent of states are dropped. In the case of noisy observations, the observations of states are disturbed by a sequence of i.i.d. Gaussian noise. That is, we only see  $X^r(t) + D(t)$  at time  $t$ , with  $D(t)$  subject to the multivariate Gaussian distribution with zero mean and covariance matrix  $\sigma^2 I_{n_r}$ ,  $\sigma > 0$ . Fig. 4(b) shows that we can still reconstruct the community structure, but the convergence speed slows down when noise is large.

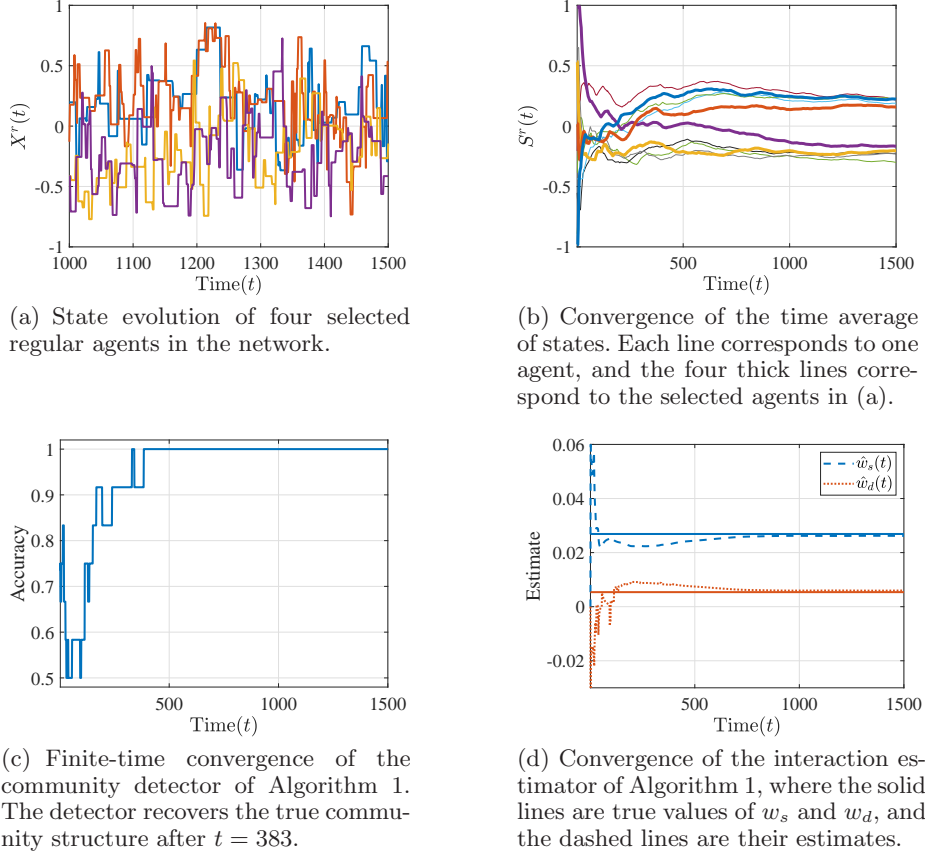


Fig. 2. State evolution of the gossip model with stubborn agents and performance of Algorithm 1.

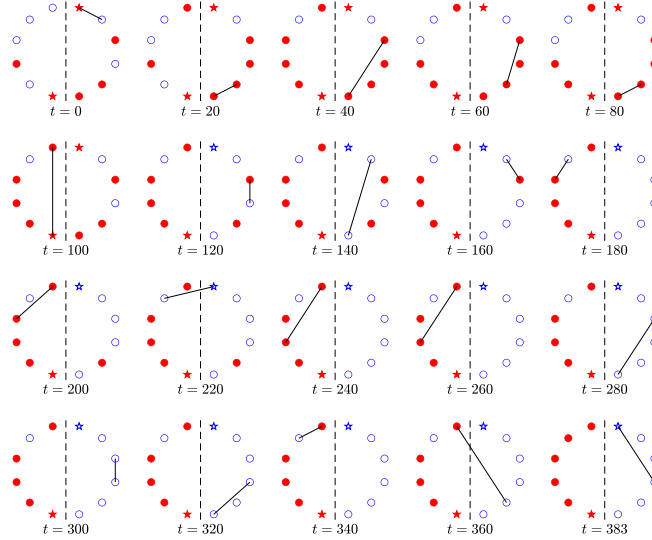
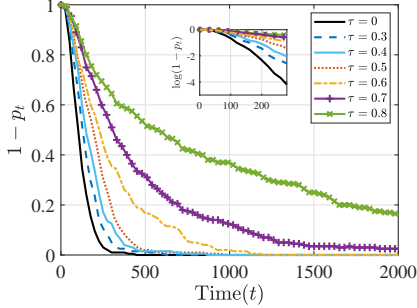
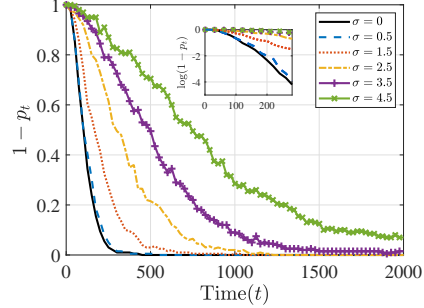


Fig. 3. The illustration of the community detection process and interactions between agents. Regular agents are represented by dots, while the two stubborn agents are stars. The color of agents demonstrates the estimates of their communities given by the community detector of Algorithm 1 at certain time step, with solid red (resp. hollow blue) representing community 1 (resp. community 2). The two true communities lie on the left and right sides of each subfigure respectively, separated by a dashed line. The solid black lines represent pairs of agents interact at given time steps, which cannot be observed in the task. After  $t = 383$ , the detector converges and recovers the community structure of the network, which is also shown in Fig. 2(c).



(a) Dropped observation scenario. The case  $\tau = 0$  represents the original case (all states are obtained).



(b) Noisy observation scenario. The case  $\sigma = 0$  represents the original case (observations are not disturbed by noise).

Fig. 4. Performance of the community detector under two scenarios where one cannot obtain exact observations of states. The two mini-figures illustrate exponential decay of incorrect detection probability shown in Theorem 3. Similar performance of the detector under the two cases is demonstrated by using the same color and marker in the subfigures. For example, observation dropping with probability  $\tau = 0.7$  and Gaussian noise with variance  $\sigma = 3.5$  produce similar effect on the detector.

## 6.2 Comparison with other methods

In this subsection, the community detector of Algorithm 1 is compared with the  $k$ -means [34] and the spectral clustering method [4, 6]. Simulation is conducted by using 200 runs of the same model as in Section 6.1. After computing the time average  $S^r(t)$ , one can use  $k$ -means with  $k = 2$  instead of Line 4 of Algorithm 1, to infer the community structure. To implement the spectral clustering method, we assume that edge activation is known all the time. The activation information can be used to estimate the interaction probability matrix  $W$ , and communities are detected through applying spectral clustering to the estimate of  $W$ . We can observe that all approaches recover the communities in finite time. The spectral clustering method performs slightly better, since it directly utilizes interaction information, but both compared algorithms fluctuate more than Algorithm 1.

## 6.3 Numerical experiment over Zachary’s karate club network

Zachary’s karate club network [35], containing 34 members, presented in Fig. 6(a), is used to demonstrate an application of the proposed algorithm. Each edge in the network, Fig. 6(a), represents consistent interactions between the two corresponding agents. The frequency of interactions between agents is modeled by a weighted adjacency matrix (see matrix  $C$  in [35] for detail). A conflict between agents 1 and 34 is reported to result in fission of the club. The author forecasts the actual division of the group by applying Ford–Fulkerson algorithm [36] to the matrix  $C$  containing interaction information.

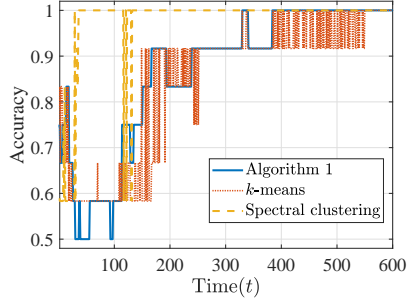
In this numerical experiment, suppose that only the opinion formation process, taking place over the network, can be observed, instead of interactions between agents. We assume that agents 1 and 34 are the only

stubborn agents in the network, holding different beliefs. In addition, one edge in Fig. 6(a) is selected at each time with a probability proportional to interaction frequency given in [35], and the two agents corresponding to this edge interact and exchange opinions. The goal is to partition the group into communities only based on the state evolution. Note that the network structure departs from our assumptions, but the result shown in Fig. 6(b) indicates that as time increases, our algorithm can finally recover the community structure of the group, without the interaction information.

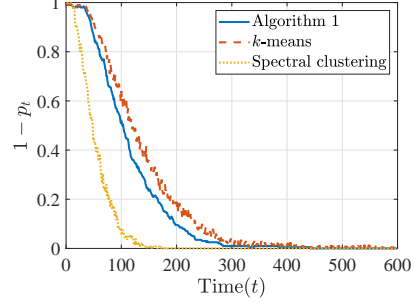
In [35], the conflict between agents 1 and 34 eventually split the group, but let us further assume that this did not happen, and the two agents finally resolved the conflict. Then the whole group of agents would reach a consensus, as Fig. 6(c) shows. In this subfigure, we assume that agents 1 and 34 start with states 1 and 0 respectively at time 0, and the averages of entries in  $S^r(t)$  for the two communities are illustrated, i.e.,

$$\bar{s}_k^r(t) = \frac{1}{|\mathcal{V}_{rk}|} \sum_{i \in \mathcal{V}_{rk}} S_i^r(t),$$

where  $\mathcal{V}_{rk}$  is the set of regular agents in community  $k$ ,  $k = 1, 2$ . The conflict is resolved at time  $t_r$  (that means agents 1 and 34 change their states to 0.5), so from time  $t_r$  to  $t_n$ , the group reaches a consensus, in view of (16). During the conflict period,  $[0, t_r]$ , Algorithm 1 detects the community structure and also generates two values  $\hat{w}_s(t_r)$  and  $\hat{w}_d(t_r)$ . Although the network in Fig. 6(a) does not satisfy Assumption 1, these two values can be considered as a characterization of “average” interaction probabilities within and across communities. As a matter of fact, we can use this information to make predictions. For example, suppose that at time  $t_n$ , a new conflict arises between agents 1 and 34, holding beliefs 0.8 and 0.2 respectively. The detected community structure,  $\hat{w}_s(t_r)$ ,  $\hat{w}_d(t_r)$ , and (16) provide prediction of final po-

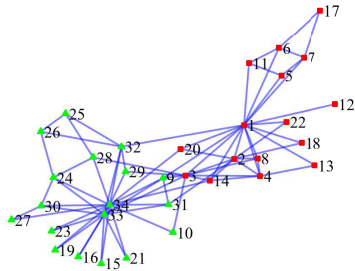


(a) The accuracy of community detection by three algorithms in one run.

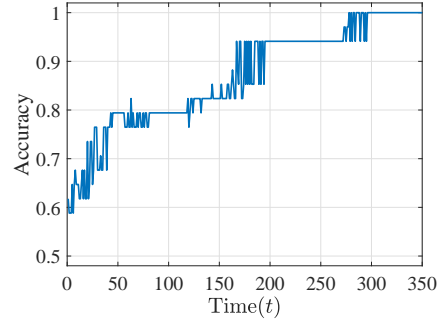


(b) The relative frequency of incorrect community detection.

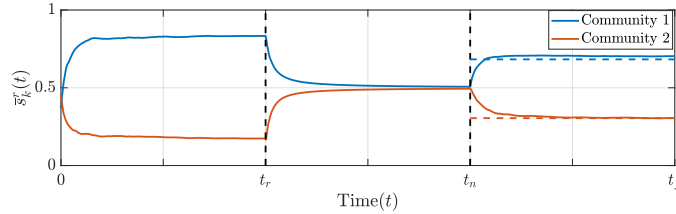
Fig. 5. Performance comparison of three methods.



(a) The community structure of Zachary's karate club network. Red squares and green triangles show two communities.



(b) Accuracy of community detector of Algorithm 1 for the gossip model taking place over Zachary's karate club network.



(c) The evolution of  $\bar{s}_k^r(t)$ ,  $k = 1, 2$ , during two conflicts. The dashed blue and red lines illustrate prediction of final positions of the two communities in the new conflict.

Fig. 6. Numerical experiment over Zachary's karate club network.

sitions of two communities,  $\bar{s}_k^r(t_f)$ ,  $k = 1, 2$ , with relative error 2.69%, as shown in Fig. 6(c). This means that it is possible to capture coarse behavior of an opinion evolution process with community information, without knowing the exact network topology.

## 7 Conclusion and future work

In this paper, we considered a community detection problem in a gossip model with stubborn agents. An integrated detection algorithm was proposed to recover community structure and to estimate interaction probabilities. It was proved that the community detector of the algorithm converges in finite time, and the interaction estimator converges almost surely. Non-asymptotic

result was obtained for the former, and the convergence rate of the latter was analyzed.

Future work includes generalizing the case to multiple communities and other community types such as overlapping communities [6]. Also, community detection problems for gossip models with general graphs and update rules will be considered.

## Acknowledgements

This work was supported by Knut & Alice Wallenberg Foundation, Swedish Research Council, and National Natural Science Foundation of China (Grant No. 11931018).

## A Proof of Theorem 1

From Theorem 2.1 of [37] we have the following stability result for Markov chains.

**Proposition 4** *Consider a Markov chain on  $\mathbb{R}^n$ , defined by*

$$Y(t+1) = A(t)Y(t) + U(t), \quad t \in \mathbb{N},$$

where  $\{[A(t) \ U(t)], t \in \mathbb{N}\}$  is a sequence of i.i.d. random matrices taking values in  $\mathbb{R}^{n \times (n+1)}$ , such that  $\mathbb{E}\{\log^+ \|A(t)\|\} < \infty$  and  $\mathbb{E}\{\log^+ \|U(t)\|\} < \infty$  ( $x^+ = x$  if  $x > 0$ ,  $x^+ = 0$  if  $x \leq 0$ ). Suppose that

$$\inf_{t>0} \frac{1}{t} \mathbb{E} \left\{ \log \left\| \overleftarrow{\Phi}_A(0, t-1) \right\| \right\} < 0,$$

where  $\overleftarrow{\Phi}_A(s, t) := A(s) \cdots A(t)$  for  $0 \leq s \leq t$ , and  $\overleftarrow{\Phi}_A(s, t) = I$  for  $s > t$ . In addition, the only invariant subspace of  $\mathbb{R}^n$  is itself, where an invariant subspace is a linear subspace  $L \subset \mathbb{R}^n$  such that  $\mathbb{P}\{Y(1) \in L | Y(0) = y\} = 1$  for all  $y \in L$ . Then the infinite random series  $Y^* = \sum_{j=0}^{\infty} \overleftarrow{\Phi}_A(0, j-1) U(j)$  converges a.s., and its distribution is the unique stationary distribution of the Markov chain  $\{Y(t)\}$ .

We also need the following lemma for substochastic matrices to establish Corollary 1, which will be used in the proof of Theorem 1.

**Lemma 1** *Consider a substochastic matrix  $A = [a_{ij}] \in \mathbb{R}^{n \times n}$ . If for every row  $i$ ,  $1 \leq i \leq n$ , there exists an integer  $j$ ,  $1 \leq j \leq n$ , satisfying that the sum of  $j$ -th row less than one, and a sequence of distinct integers  $k_1 = i$ ,  $k_2, \dots$ ,  $k_m = j$ ,  $1 \leq m \leq n$ , such that  $a_{k_1 k_2} a_{k_2 k_3} \cdots a_{k_{m-1} k_m} > 0$ , then  $\rho(A) < 1$ .*

**PROOF.** From Theorem 8.3.1 of [38], we know that there is a nonnegative nonzero vector  $x \in \mathbb{R}^n$  such that

$$x^T A = \rho(A) x^T.$$

Let  $\mathcal{T} := \{1 \leq i \leq n : x_i > 0\}$ , then

$$\begin{aligned} \rho(A) \sum_{i \in \mathcal{T}} x_i &= \sum_{i \in \mathcal{T}} (A^T x)_i \\ &= \sum_{i \in \mathcal{T}} \left( \sum_{1 \leq j \leq n} a_{ji} x_j \right) \\ &= \sum_{1 \leq j \leq n} x_j \sum_{i \in \mathcal{T}} a_{ji} \\ &= \sum_{j \in \mathcal{T}} x_j \sum_{i \in \mathcal{T}} a_{ji}. \end{aligned}$$

There must exists  $j \in \mathcal{T}$  such that  $\sum_{i \in \mathcal{T}} a_{ji} < 1$ . Otherwise,  $\sum_{i \in \mathcal{T}} a_{ji} = 1$  for all  $j \in \mathcal{T}$  and  $\mathcal{T} \subsetneq \{1, \dots, n\}$  by assumption, which means that  $a_{jk} = 0$ , for all

$k \notin \mathcal{T}$ . This contradicts with the assumption. So  $\rho(A) \sum_{i \in \mathcal{T}} x_i < \sum_{j \in \mathcal{T}} x_j$ , and  $\rho(A) < 1$ .  $\square$

### Proof of Theorem 1:

We use Proposition 4 and Corollary 1 to verify the first part of (i). Note that

$$\begin{aligned} &\mathbb{E} \left\{ \left\| \overleftarrow{\Phi}_A(0, t) \right\|_1 \right\} \\ &= \mathbb{E} \left\{ \max_{1 \leq j \leq n} \sum_{1 \leq i \leq n} \left| \left[ \overleftarrow{\Phi}_A(0, t) \right]_{ij} \right| \right\} \\ &\leq \sum_{1 \leq j \leq n} \sum_{1 \leq i \leq n} \mathbb{E} \left\{ \left| \left[ \overleftarrow{\Phi}_A(0, t) \right]_{ij} \right| \right\} \\ &\leq n \left\| \mathbb{E} \left\{ \overleftarrow{\Phi}_A(0, t) \right\} \right\|_{\infty} \\ &\leq \gamma n (t+1)^{n-1} \rho(\bar{A})^{t+1}, \end{aligned} \tag{A.1}$$

for some constant  $\gamma > 0$ , where the last equality follows from the Jordan canonical decomposition. Thus from Jensen's inequality, we have that

$$\begin{aligned} &\inf_{t>0} \frac{1}{t} \mathbb{E} \left\{ \log \left\| \overleftarrow{\Phi}_A(0, t-1) \right\|_1 \right\} \\ &\leq \lim_{t \rightarrow \infty} \frac{\log(\gamma n t^{n-1} \rho(\bar{A})^t)}{t} = \log \rho(\bar{A}) < 0, \end{aligned}$$

from Corollary 1.

Assumption 1 (i.2) and (iii), and update rule (1) ensure that  $\mathbb{R}^n$  is the only invariant subspace of itself. So let  $U(t) := B(t)X^s(t)$ , and it follows from Proposition 4 that  $X_*^r := \sum_{j=0}^{\infty} \overleftarrow{\Phi}_A(0, j-1)U(j)$  converges a.s., and its distribution  $\pi$  is the unique stationary distribution of  $\{X^r(t)\}$ . In addition, from Markov inequality and (A.1),

$$\mathbb{P} \left\{ \left\| \overleftarrow{\Phi}_A(0, t-1) \right\|_1 \geq \varepsilon \right\} \leq \varepsilon^{-1} \gamma n t^{n-1} \rho(\bar{A})^t.$$

So by Borel-Cantelli lemma,  $\overleftarrow{\Phi}_A(0, t)X^r(0)$  converges to zero a.s. Hence  $\overleftarrow{X}^r(t) := \overleftarrow{\Phi}_A(0, t-1)X^r(0) + \sum_{j=0}^{t-1} \overleftarrow{\Phi}_A(0, j-1)U(j)$  converges a.s. to  $X_*^r$ . Since  $\overleftarrow{X}^r(t)$  and  $X^r(t)$  has the same distribution, we have that  $X^r(t) \xrightarrow{d} \pi$ , as  $t \rightarrow \infty$ .

Let  $\{[A'(t) \ U'(t)], t \in \mathbb{N}\}$  be an i.i.d. sequence having the same distribution as and independent of the original sequence  $\{[A(t) \ U(t)], t \in \mathbb{N}\}$ . Denote  $\Phi_{A'}(s, t) = A'(t) \cdots A'(s)$ ,  $\overleftarrow{\Phi}_{A'}(s, t) = A'(s) \cdots A'(t)$ , and  $\Phi_{A'}(t+1, t) = \overleftarrow{\Phi}_{A'}(t+1, t) = I$ , for all  $t \geq s \geq 0$ . Define

$$\begin{aligned} \tilde{X}_t &:= \Phi_{A'}(0, t)X^r(0) \\ &\quad + \sum_{i=0}^t \Phi_{A'}(t+1-i, t)U'(t-i) \end{aligned}$$

$$\begin{aligned}\tilde{X}_{t*} &:= \sum_{i=0}^t \Phi_{A'}(t+1-i, t)U'(t-i) \\ &+ \Phi_{A'}(0, t) \sum_{i=t+1}^{\infty} \overleftarrow{\Phi}_{A'}(t+1, i-1)U'(i),\end{aligned}$$

so  $\tilde{X}_t$  and  $\tilde{X}_{t*}$  have the same distribution as  $X^r(t)$  and  $X_*^r$  respectively. Hence,

$$\begin{aligned}d_W(P^t(X^r(0), \cdot), \pi) &\leq \mathbb{E}\{\|\tilde{X}_t - \tilde{X}_{t*}\|\} \\ &= \mathbb{E}\left\{\left\|\Phi_{A'}(0, t)X^r(0) \right. \right. \\ &\quad \left. \left. - \Phi_{A'}(0, t) \sum_{i=t+1}^{\infty} \overleftarrow{\Phi}_{A'}(t+1, i-1)U'(i)\right\|\right\} \\ &\leq c_1 \mathbb{E}\{\|\Phi_{A'}(0, t)\|_2\} \\ &\quad + c_2 \sum_{i=t+1}^{\infty} \mathbb{E}\left\{\left\|\Phi_{A'}(0, t)\overleftarrow{\Phi}_{A'}(t+1, i-1)\right\|_2\right\} \\ &\leq \sqrt{n}\left(c_1 \mathbb{E}\{\|\Phi_{A'}(0, t)\|_1\} \right. \\ &\quad \left. + c_2 \sum_{i=t+1}^{\infty} \mathbb{E}\left\{\left\|\Phi_{A'}(0, t)\overleftarrow{\Phi}_{A'}(t+1, i-1)\right\|_1\right\}\right) \\ &\leq \gamma n^{\frac{3}{2}}\left(c_1(t+1)^{n-1}\rho(\bar{A})^{t+1} + c_2 \sum_{i=t+1}^{\infty} i^{n-1}\rho(\bar{A})^i\right),\end{aligned}$$

where the first inequality follows from the definition of Wasserstein metric, the second from that the model is bounded, with  $c_1$  and  $c_2$  two positive constants, and the last inequality is obtained by (A.1). Note that  $\sum_{i=t+1}^{\infty} i^{n-1}\rho(\bar{A})^{i-t} < \infty$ , so  $d_W(P^t(X^r(0), \cdot), \pi) \leq c_3(t+1)^{n-1}\rho(\bar{A})^{t+1}$  with some positive constant  $c_3$  not dependent on  $X^r(0)$ , and the second part of (i) follows.

For (ii) of the theorem, since  $|U(t)| < L$  for some positive  $L > 0$ , by dominated convergence theorem,  $\mathbb{E}\{X_*^r\} = \lim_{t \rightarrow \infty} \mathbb{E}\{\overleftarrow{X}^r(t)\}$ . It follows that  $\mathbb{E}\{X_*^r\} = \sum_{j=0}^{\infty} \bar{A}^j \bar{u} = (I - \bar{A})^{-1} \bar{u}$  from independence and  $\rho(\bar{A}) < 1$ , where  $\bar{u} := \mathbb{E}\{U(t)\} = \bar{B}\mathbf{x}^s$ . Finally,  $X^r(t)$  and  $\overleftarrow{X}^r(t)$  have the same distribution, so  $\mathbb{E}\{X^r(t)\} = \mathbb{E}\{\overleftarrow{X}^r(t)\}$ , and (12) holds.

To prove (iii), write

$$S^r(t+1) = S^r(t) - \frac{1}{t+1}S^r(t) + \frac{1}{t+1}X^r(t).$$

Using notations in Appendix E, let  $z(t) = S^r(t) - \mathbf{x}^r$ ,  $a(t) = 1/(t+1)$ ,  $H(t) \equiv H = -I$ ,  $e(t) = X^r(t) - \mathbb{E}\{X^r(t)\}$ , and  $v(t) = \mathbb{E}\{X^r(t)\} - \mathbf{x}^r$ . So from Proposition 5 in Appendix E, to show  $z(t) \rightarrow 0$ , it suffices to validate that  $\sum_{t=1}^{\infty} a(t)e(t) < \infty$  and  $v(t) \rightarrow 0$  as  $t \rightarrow \infty$ . The latter follows from (ii). Note that

$$\begin{aligned}\sum_{t=1}^{\infty} a(t)e(t) &= \sum_{t=1}^{\infty} a(t)(X^r(t) - \mathbb{E}\{X^r(t)\})\end{aligned}$$

$$\begin{aligned}&= \sum_{t=1}^{\infty} a(t)(A(t-1)X^r(t-1) + U(t-1) \\ &\quad - \bar{A}\mathbb{E}\{X^r(t-1)\} - \bar{u}) \\ &= \sum_{t=1}^{\infty} a(t)(A(t-1) - \bar{A})X^r(t-1) \\ &\quad + \sum_{t=1}^{\infty} a(t)(U(t-1) - \bar{u}) \\ &\quad + \bar{A} \sum_{t=1}^{\infty} a(t)(X^r(t-1) - \mathbb{E}\{X^r(t-1)\}) \\ &= \sum_{t=1}^{\infty} a(t)(A(t-1) - \bar{A})X^r(t-1) \\ &\quad + \sum_{t=1}^{\infty} a(t)(U(t-1) - \bar{u}) \\ &\quad + \bar{A} \sum_{t=0}^{\infty} a(t)(X^r(t) - \mathbb{E}\{X^r(t)\}) \\ &\quad + \bar{A} \sum_{t=1}^{\infty} (a(t) - a(t-1)) \\ &\quad \quad (X^r(t-1) - \mathbb{E}\{X^r(t-1)\})\end{aligned}\tag{A.2}$$

In the right side of the above equality, the first two terms are weighted sums of martingale difference sequences, and converge by Theorem B.6.1 of [39], while the last term converges since  $X^r(t)$  is bounded and  $a(t) - a(t-1) = -1/(t+1)$ . Hence  $\sum_{t=1}^{\infty} a(t)e(t) < \infty$  is obtained by combining the left side and the third term on the right together, and noting that  $(I - \bar{A})^{-1}$  exists by Corollary 1.

To verify the last conclusion, notice that

$$a(t+1)^{-1} - a(t)^{-1} \equiv \alpha = 1,$$

so  $H + \alpha I/2 = -I/2$  is stable. From  $\rho(\bar{A}) < 1$ , we know that  $v(t) = \bar{A}^t X^r(0) - \sum_{k=t}^{\infty} \bar{A}^k \bar{u}$  converges to zero exponentially, so  $v(t) = o(\sqrt{a(t+1)})$ . Notice that  $e(t)$  can be written as  $\sum_{i=0}^{\infty} C_i w(t-i)$  with  $C_i = \bar{A}^i$ ,

$$w(t) = (A(t-1) - \bar{A})X^r(t-1) + U(t-1) - \bar{u}, \quad t \geq 1,$$

and  $w(t) = 0$ ,  $t \leq 0$ . Hence  $\sum_{i=0}^{\infty} C_i = (I - \bar{A})^{-1}$ , and  $\{w(t), \mathcal{F}(t)\}$  is a martingale difference with  $\mathcal{F}(t) := \sigma(A(k), U(k), 0 \leq k \leq t-1)$  for  $t \geq 1$  and  $\mathcal{F}(0) := \{\emptyset, \Omega\}$ . Hence, (ii) of Proposition 5 hold.

Note that  $H(t) \equiv -I$ , so  $\tilde{H}(t)$  in (iii) of Proposition 5 equals  $-I/2 + o(1) \rightarrow \tilde{H} = -I/2$ . Hence therein  $\xi(t, i) = \Psi(t, i+1)\sqrt{a(i)}(I - \bar{A})^{-1}w(i)$ ,  $1 \leq i \leq t$ ,  $t \in \mathbb{N}^+$ , where  $\Psi(t, s) = (I + a(t)\tilde{H}(t)) \cdots (I + a(s)\tilde{H}(s))$  for  $t \geq s \geq 0$ ,  $\Psi(t, t+1) = I$ . From (3.3.33) of [39], we know that there exist positive constants  $b_1, b_2$  such that

$$\|\Psi(t, i)\|_2 \leq b_1 \exp\left(-b_2 \sum_{j=i}^t a(j)\right),$$

so  $\|\xi(t, i)\| \leq b_3 \sqrt{a(i)} \exp(-b_2 \sum_{j=i+1}^t a(j))$  for some positive constant  $b_3$  from the boundedness of  $w(t)$ . For any  $\varepsilon > 0$ , there exists  $t_1$  such that for all  $t > t_1$ ,  $\sqrt{a(t)} < \varepsilon/b_3$  by  $a(t) \rightarrow 0$ . On the other hand, by  $\sum_{t=1}^{\infty} a(t) = \infty$ , we know that  $\exp(-b_2 \sum_{j=i+1}^t a(j)) < \varepsilon/b_3$  for fixed

$i \leq t_1$  and large enough  $t$ . Hence for large enough  $t_2$  and  $t > t_2$ , we have that  $\|\xi(t, i)\| < \varepsilon$  for all  $1 \leq i \leq t$ , which implies  $\max_{1 \leq i \leq t} \|\xi(t, i)\| \xrightarrow{P} 0$ . It can be obtained similarly that  $E\{\max_{1 \leq i \leq t} \|\xi(t, i)\|^2\}$  is bounded in  $t$ .

Now we only need to show that  $\sum_{1 \leq i \leq t} \xi(t, i)\xi^T(t, i)$  converges to some constant matrix  $\mathbf{S}$ . Similar to the proof of Theorem 1 (ii) we know that  $\mathbb{E}\{X^r(t)(X^r(t))^T\}$  converges to some constant matrix  $\mathbf{X}$  as  $t \rightarrow \infty$ . So

$$\begin{aligned} & \mathbb{E}\{w(t+1)w^T(t+1)\} \\ &= \mathbb{E}\{(A(t) - \bar{A})X^r(t)(X^r(t))^T(A(t) - \bar{A}) \\ &+ (A(t) - \bar{A})X^r(t)(U(t) - \bar{u})^T \\ &+ (U(t) - \bar{u})(X^r(t))^T(A(t) - \bar{A}) \\ &+ (U(t) - \bar{u})(U(t) - \bar{u})^T\} \\ &= \mathbb{E}\{(A(0) - \bar{A})(\mathbb{E}\{X^r(t)(X^r(t))^T\})(A(0) - \bar{A})\} \\ &+ \mathbb{E}\{(A(0) - \bar{A})(\mathbb{E}\{X^r(t)\})(U(0) - \bar{u})^T\} \\ &+ \mathbb{E}\{(U(0) - \bar{u})(\mathbb{E}\{X^r(t)\})^T(A(0) - \bar{A})\} \\ &+ \mathbb{E}\{(U(0) - \bar{u})(U(0) - \bar{u})^T\} \\ &\rightarrow \mathbb{E}\{(A(0) - \bar{A})\mathbf{X}(A(0) - \bar{A})\} \\ &+ \mathbb{E}\{(A(0) - \bar{A})\mathbf{x}^r(U(0) - \bar{u})^T\} \\ &+ \mathbb{E}\{(U(0) - \bar{u})(\mathbf{x}^r)^T(A(0) - \bar{A})\} \\ &+ \mathbb{E}\{(U(0) - \bar{u})(U(0) - \bar{u})^T\}, \end{aligned}$$

as  $t \rightarrow \infty$ , where  $A(t)$  and  $\bar{A}$  are symmetric by definition, and the second equation follows from independence. We denote this limit by  $\mathbf{W}$ .

Let  $Q(t) := \sum_{1 \leq i \leq t} \xi(t, i)\xi^T(t, i)$ , and similar to the proof of Theorem 3.3.1 of [39] one can show that  $\mathbb{E}\{Q(t)\} \rightarrow \mathbf{S} := (I - \bar{A})^{-1}\mathbf{W}(I - \bar{A})^{-1}$ . Hence it is sufficient to prove that  $Q(t)$  converges to  $\mathbf{S}$ . Note that  $Q(t)$  has the following recursion

$$\begin{aligned} & Q(t+1) \\ &= \sum_{1 \leq i \leq t+1} \Psi(t+1, i+1)\sqrt{a(i)}(I - \bar{A})^{-1}w(i) \\ & \quad w^T(i)(I - \bar{A})^{-1}\sqrt{a(i)}\Psi^T(t+1, i+1) \\ &= \sum_{1 \leq i \leq t} \Psi(t+1, i+1)\sqrt{a(i)}(I - \bar{A})^{-1}w(i) \\ & \quad w^T(i)(I - \bar{A})^{-1}\sqrt{a(i)}\Psi^T(t+1, i+1) \\ & \quad + a(t+1)(I - \bar{A})^{-1}w(t+1)w^T(t+1)(I - \bar{A})^{-1} \\ &= \Psi(t+1, t+1) \\ & \quad \left( \sum_{1 \leq i \leq t} \Psi(t, i+1)\sqrt{a(i)}(I - \bar{A})^{-1}w(i) \right. \\ & \quad \left. w^T(i)(I - \bar{A})^{-1}\sqrt{a(i)}\Psi^T(t, i+1) \right) \Psi^T(t+1, t+1) \\ & \quad + a(t+1)(I - \bar{A})^{-1}w(t+1)w^T(t+1)(I - \bar{A})^{-1} \\ &= \Psi(t+1, t+1)Q(t)\Psi^T(t+1, t+1) \\ & \quad + a(t+1)(I - \bar{A})^{-1}w(t+1)w^T(t+1)(I - \bar{A})^{-1}. \end{aligned}$$

By the definition of  $\tilde{H}(t)$  and  $\Psi(t, s)$ , we have

$$\Psi(t, t) = I + a(t)\tilde{H}(t) = \left(1 - \frac{1}{2}a(t) + o(a(t))\right)I,$$

so

$$\begin{aligned} & Q(t+1) \\ &= \left(1 - \frac{1}{2}a(t+1) + o(a(t+1))\right)^2 Q(t) \\ & \quad + a(t+1)(I - \bar{A})^{-1}w(t+1)w^T(t+1)(I - \bar{A})^{-1} \\ &= \left(1 - a(t+1) + o(a(t+1))\right)Q(t) \\ & \quad + a(t+1)(I - \bar{A})^{-1}w(t+1)w^T(t+1)(I - \bar{A})^{-1}. \end{aligned}$$

Subtracting  $\mathbf{S}$  from both sides of the above equation, and we get

$$\begin{aligned} & Q(t+1) - \mathbf{S} \\ &= (Q(t) - \mathbf{S}) + a(t+1)(-1 + o(1))(Q(t) - \mathbf{S}) \\ & \quad + a(t+1)(I - \bar{A})^{-1}w(t+1)w^T(t+1)(I - \bar{A})^{-1} \\ & \quad + a(t+1)(-1 + o(1))\mathbf{S}. \end{aligned}$$

This is again a linear recursion of type (E.1). Denote  $W(t) := (I - \bar{A})^{-1}w(t+1)w^T(t+1)(I - \bar{A})^{-1}$ , and we know that  $\mathbb{E}\{W(t)\} \rightarrow (I - \bar{A})^{-1}\mathbf{W}(I - \bar{A})^{-1} = \mathbf{S}$ . So to verify the conclusion it suffices to show  $\sum_{i=1}^{\infty} a(t+1)(W(t) - \mathbb{E}\{W(t)\}) < \infty$ , which can be obtained in a similar way as validating (A.2).  $\square$

**Remark 8** *The asymptotic behavior of  $S^r(t)$  can be obtained by applying results on Markov chains on general state spaces [30], but to avoid heavy terminologies, we provide here an alternative proof by using stochastic approximation algorithms.*

## B Proof of Theorem 2

We know from (13) that  $S^r(t) \rightarrow \mathbf{x}^r$  a.s., as  $t \rightarrow \infty$ , where  $S^r(t) = [S_i^r(t)]_{1 \leq i \leq n_r}$ . That is,  $S_i^r(t) \rightarrow \chi_1$  for  $1 \leq i \leq n_{r1}$  and  $S_i^r(t) \rightarrow \chi_2$  for  $n_{r1} + 1 \leq i \leq n_r$ . Hence for  $\varepsilon = |\chi_1 - \chi_2|/(2n_r(n_r + 1))$ , there exists an integer-valued random variable  $T$  such that for all  $t > T$ ,  $|S_i^r(t) - \chi_1| < \varepsilon$  for  $1 \leq i \leq n_{r1}$ , and  $|S_i^r(t) - \chi_2| < \varepsilon$  for  $n_{r1} + 1 \leq i \leq n_r$ . Since Assumption 2 ensures that  $\chi_1 \neq \chi_2$ , we can assume that  $\chi_1 > \chi_2$ . Consequently, from  $n_{r1} \geq 1$  and  $n_{r2} \geq 1$ ,

$$\begin{aligned} & (\chi_1 - \varepsilon) - \left(\frac{n_{r1}\chi_1 + n_{r2}\chi_2}{n_r} + n_r\varepsilon\right) > 0, \\ & (\chi_2 + \varepsilon) - \left(\frac{n_{r1}\chi_1 + n_{r2}\chi_2}{n_r} - n_r\varepsilon\right) < 0. \end{aligned}$$

This means that  $S_i^r(t) > \bar{s}^r(t)$  for  $1 \leq i \leq n_{r1}$  and  $S_i^r(t) < \bar{s}^r(t)$  for  $n_{r1} + 1 \leq i \leq n_r, \forall t > T$ , which implies the finite-time convergence of the community detector, combined with Assumption 3.

Now we can assume that the true community has been detected since the detector converges in finite time  $T$ . As a consequence, we know the community structure of all agents for  $t > T$ , and also the size of both communities, i.e.,  $n_1$  and  $n_2$ . In other words,  $\hat{n}_k(t) = n_k$ ,  $k = 1, 2$ ,  $t > T$ . Hence  $\hat{w}_s(t)$  in Line 5 of Algorithm 1 can be rewritten as follows for  $t > T + 1$ ,

$$\hat{w}_s(t) = \hat{w}_s(t-1) - \frac{a}{t} \text{sgn}(g(t)) \left( g(t) \hat{w}_s(t-1) + \frac{h_2(t)}{n_1 n_2} \right), \quad (\text{B.1})$$

where  $g(t) = h_1(t) - \frac{n_1^2 + n_2^2 - n_1 - n_2}{2n_1 n_2} h_2(t)$  and

$$h_1(t) = \frac{n_{s1}}{n_{r1}} \sum_{i \in \mathcal{V}_{r1}} S_i^r(t) - \mathbf{1}_{n_{s1}}^T \mathbf{x}^{s1},$$

$$h_2(t) = \frac{n_2}{n_{r1}} \sum_{i \in \mathcal{V}_{r1}} S_i^r(t) - \sum_{i \in \mathcal{V}_{r2}} S_i^r(t) - \mathbf{1}_{n_{s2}}^T \mathbf{x}^{s2}.$$

In order to utilize Proposition 5 in Appendix E, let  $z(t) = \hat{w}_s(t) - w_s$ ,  $a(t) = a/(t+1)$ ,  $H(t) = -|g(t+1)|$ , and

$$v(t) = -\text{sgn}(g(t+1)) \left( \frac{h_2(t+1)}{n_1 n_2} + g(t+1) w_s \right).$$

From the fact that (17) has a unique solution, it holds that  $H(t) \rightarrow H := -|\eta| < 0$ , where  $\eta = h_1^* - \frac{n_1^2 + n_2^2 - n_1 - n_2}{2n_1 n_2} h_2^* \neq 0$  with  $h_1^* = n_{s1} \chi_1 - \mathbf{1}_{n_{s1}}^T \mathbf{x}^{s1}$  and  $h_2^* = n_2 \chi_1 - n_{r2} \chi_2 - \mathbf{1}_{n_{s2}}^T \mathbf{x}^{s2}$ . Notice that

$$\frac{h_2(t)}{n_1 n_2} + g(t) w_s$$

$$= h_1(t) w_s + \frac{h_2(t)}{2n_1 n_2} (2 - (n_1^2 + n_2^2 - n_1 - n_2) w_s)$$

$$\rightarrow h_1^* w_s + \frac{h_2^*}{2n_1 n_2} (2 - (n_1^2 + n_2^2 - n_1 - n_2) w_s),$$

from (13), and this limit is  $h_1^* w_s + h_2^* w_d = 0$  by (17), implying  $v(t) \rightarrow 0$ . So the interaction estimator converges by Proposition 5 with  $d = 0$ .  $\square$

### C Proof of Theorem 3

We use the concentration inequality for Markov chains in [40], but without the recurrent hypothesis therein, to show the conclusion. In fact, the proof of [40] indicates the following result.

**Lemma 2** *Consider a Markov chain  $\{X(t)\}$  taking values on a compact state space  $\mathcal{X}$  and having a unique stationary distribution  $\pi$ . It holds for  $S_f(t) := \frac{1}{t} \sum_{i=0}^{t-1} f(X(i))$ , where  $f: \mathcal{X} \rightarrow \mathbb{R}$ ,  $\alpha := \int_{\mathcal{X}} f(x) \pi(dx)$ ,  $\varepsilon > 0$ , and  $t > 2\|g\|_s/\varepsilon$  that*

$$\mathbb{P}\{|S_f(t) - \alpha| \geq \varepsilon\} \leq 2 \exp \left\{ -\frac{(t\varepsilon - 2\|g\|_s)^2}{2t\|g\|_s^2} \right\},$$

if  $\|g\|_s < \infty$ , where

$$g(x) := \sum_{t=0}^{\infty} \mathbb{E}\{f(X(t)) - \alpha | X(0) = x\},$$

$$\|g\|_s := \sup\{|g(x)| : x \in \mathcal{X}\}.$$

Thus for the gossip model with stubborn agents, define  $f_i(x) = x_i$ ,  $x \in \mathbb{R}^{n_r}$ ,  $1 \leq i \leq n_r$ , and we have that for  $t > 2\|g_i\|_s/\varepsilon$  and  $\varepsilon > 0$

$$\mathbb{P}\{|S_i^r(t) - \mathbf{x}_i^r| \geq \varepsilon\} \leq 2 \exp \left\{ -\frac{(t\varepsilon - 2\|g_i\|_s)^2}{2t\|g_i\|_s^2} \right\},$$

where  $g_i(x) := \sum_{t=0}^{\infty} \mathbb{E}\{X_i^r(t) - \mathbf{x}_i^r | X(0) = x\}$ ,  $x \in \mathcal{S}$ . Note that  $g_i(x)$ ,  $x \in \mathcal{S}$ , is the  $i$ -th component of vector

$$G(x) := \sum_{t=0}^{\infty} \mathbb{E}\{X^r(t) - \mathbf{x}^r | X(0) = x\}$$

$$= \sum_{t=0}^{\infty} \left( \bar{A}^t x + \sum_{i=0}^{t-1} \bar{A}^i \bar{B} \mathbf{x}^s - \sum_{i=0}^{\infty} \bar{A}^i \bar{B} \mathbf{x}^s \right)$$

$$= \sum_{t=0}^{\infty} \left( \bar{A}^t x - \sum_{i=t}^{\infty} \bar{A}^i \bar{B} \mathbf{x}^s \right),$$

and

$$\|G(x)\| \leq \sum_{t=0}^{\infty} \left\| \bar{A}^t x - \sum_{i=t}^{\infty} \bar{A}^i \bar{B} \mathbf{x}^s \right\|$$

$$\leq \sum_{t=0}^{\infty} \left( \rho^t(\bar{A}) \|x\| + \frac{\rho^t(\bar{A}) \|\bar{B} \mathbf{x}^s\|}{1 - \rho(\bar{A})} \right)$$

$$\leq \frac{\max\{\|\bar{s}\|, \|\underline{s}\|\} \sqrt{n_r} (2 - \rho(\bar{A}))}{(1 - \rho(\bar{A}))^2} := s_*,$$

where the second inequality holds because  $\bar{A}$  is symmetric, implying  $\|\bar{A}\|_2 = \rho(\bar{A})$ , and the last inequality follows from  $x \in \mathcal{S}$ . Since  $|g_i(x)| \leq \|G(x)\|$ , we know that  $\|g_i\|_s \leq s_*$ , and for  $1 \leq i \leq n_r$ ,  $t > 2s_*/\varepsilon$ , and  $\varepsilon > 0$ , it holds that

$$\mathbb{P}\{|S_i^r(t) - \mathbf{x}_i^r| \geq \varepsilon\} \leq 2 \exp \left\{ -\frac{(t\varepsilon - 2s_*)^2}{2ts_*^2} \right\}.$$

Now let  $\varepsilon_0 = |\chi_1 - \chi_2|/(2n_r(n_r + 1))$ , it follows from the proof of Theorem 2 that

$$\mathbb{P}\{\hat{\mathcal{C}}(i, t) = \mathcal{C}(i), \forall i \in \mathcal{V}\}$$

$$\geq \mathbb{P}\{|S_i^r(t) - \mathbf{x}_i^r| < \varepsilon_0, \forall 1 \leq i \leq n_r\}$$

$$\geq 1 - \sum_{i=1}^{n_r} \mathbb{P}\{|S_i^r(t) - \mathbf{x}_i^r| \geq \varepsilon_0\}$$

$$\geq 1 - 2n_r \exp \left\{ -\frac{(t\varepsilon_0 - 2s_*)^2}{2ts_*^2} \right\},$$

which leads to the conclusion, combined with the explicit form of  $|\chi_1 - \chi_2|$  given in the proof of Proposition 3.  $\square$



## D Proof of Theorem 4

We follow the notations in the proof of Theorem 2. From (B.1), it suffices to show that  $z(t)/a(t)^d \rightarrow 0$  for some  $d \in (0, 1/2)$ . From the proof of Theorem 1 (iii) and Proposition 5, we know that  $(S^r(t) - \mathbf{x}^r)/a(t)^d \rightarrow 0$  a.s., for all  $d \in [0, 1/2)$ , and (14) provides an upper bound for this convergence. Hence  $(h_k(t) - h_k^*)/a(t)^d \rightarrow 0$ ,  $k = 1, 2$ , implying  $v(t)/a(t)^d \rightarrow 0$  for all  $d \in [0, 1/2)$ . Now note that  $H + \alpha dI = -|\eta| + d/a$ , where  $\alpha$  is given in (E.2) of Proposition 5 and  $a$  is defined in Algorithm 1. So it follows from Proposition 5 that  $z(t)/a(t)^d \rightarrow 0$  for all  $d \in [0, \min\{1/2, a|\eta|\})$ . Finally, to get the explicit form of  $\eta$ , first note that from (17) it holds that  $h_2^* = -h_1^* w_s / w_d$ , so  $\eta = h_1^* / (2n_1 n_2 w_d)$ . Then from the expressions of  $\delta$  and  $\chi_1$  given in (15) and (16) respectively, the conclusion follows.  $\square$

## E Some results on stochastic approximation

In this section we introduce some results on a linear stochastic approximation algorithm. Consider deterministic matrices  $H(t), H \in \mathbb{R}^{l \times l}$  and random vectors  $z(t), e(t), v(t) \in \mathbb{R}^l$ , and define the following linear recursion,

$$z(t+1) = z(t) + a(t)H(t)z(t) + a(t)(e(t) + v(t)) \quad (\text{E.1})$$

The following results are from Lemma 3.1.1, Theorem 3.1.1, and Theorem 3.3.1 of [39].

**Proposition 5** *Assume  $a(t)$  is such that  $a(t) > 0$ ,  $a(t) \rightarrow 0$  as  $t \rightarrow \infty$ ,  $\sum_{t=1}^{\infty} a(t) = \infty$ , and*

$$a^{-1}(t+1) - a^{-1}(t) \rightarrow \alpha \geq 0. \quad (\text{E.2})$$

*If  $\sum_{t=1}^{\infty} a(t)^{1-d} e(t) < \infty$  and  $v(t) = o(a(t)^d)$  as  $t \rightarrow \infty$  for some  $d \in [0, 1/2)$ ,  $H(t) \rightarrow H$ , and  $H + \alpha dI$  is stable (all its eigenvalues are with negative real parts), then  $z(t)/a(t)^d \rightarrow 0$ .*

*If (i)  $H(t) \rightarrow H$ , and  $H + (\alpha/2)I$  is stable; (ii)  $e(t) = \sum_{i=0}^{\infty} C_i w(t-i)$ , where  $w(t) = 0$  for all  $t \leq 0$ ,  $C_i \in \mathbb{R}^{l \times l}$  with  $\sum_{i=0}^{\infty} \|C_i\| < \infty$ ,  $v(t) = o(\sqrt{a(t+1)})$ , and  $\{w(t), \mathcal{F}(t)\}$  is a martingale difference sequence satisfying*

$$\begin{aligned} \mathbb{E}\{w(t) | \mathcal{F}(t-1)\} &= 0, \\ \sup_{t \in \mathbb{N}^+} \mathbb{E}\{\|w(t)\|^2 | \mathcal{F}(t-1)\} &\leq \sigma, \end{aligned}$$

*where  $\sigma$  is a positive constant.*

*(iii) For  $t \in \mathbb{N}^+$  and  $1 \leq i \leq t$ , let*

$$\xi(t, i) := \Psi(t, i+1) \sqrt{a(i)} \left( \sum_{j=0}^{\infty} C_j \right) w(i),$$

*where  $w(i)$  and  $C_j$  are defined in (ii),  $\Psi(t, s) = (I + a(t)\tilde{H}(t)) \cdots (I + a(s)\tilde{H}(s))$  for  $t \geq s \geq 0$ ,  $\Psi(t, t+1) = I$ , and*

$$\tilde{H}(t) = H(t) + \frac{\alpha}{2}I + \frac{\alpha}{2}a(t)H(t) + o(1) \rightarrow \tilde{H} := H + \frac{\alpha}{2}I,$$

*with  $o(1)$  a deterministic infinitesimal. The sequence  $\{\xi(t, i), 1 \leq i \leq t, t \in \mathbb{N}^+\}$  satisfies that as  $t \rightarrow \infty$  and for a constant matrix  $\mathbf{S}$*

$$\begin{aligned} \max_{1 \leq i \leq t} \|\xi(t, i)\| &\xrightarrow{\mathbb{P}} 0, \\ \sum_{1 \leq i \leq t} \xi(t, i) \xi^T(t, i) &\xrightarrow{\mathbb{P}} \mathbf{S}, \\ \mathbb{E} \left\{ \max_{1 \leq i \leq t} \|\xi(t, i)\|^2 \right\} &\text{ is bounded in } t. \end{aligned}$$

*Then  $z(t)/\sqrt{a(t)} \xrightarrow{d} \mathcal{N}(\mathbf{0}, \mathbf{S})$ , where  $\mathcal{N}(\mathbf{0}, \mathbf{S})$  is the multivariate normal distribution with zero mean and covariance matrix  $\mathbf{S}$ .*

**PROOF.** The first conclusion is obtained from Lemma 3.1.1 and Theorem 3.1.1 of [39]. For the second conclusion, from (3.3.38) in the proof of Theorem 3.3.1 of [39], it suffices to prove that  $\sum_{i=1}^t \xi(t, i) \xrightarrow{d} \mathcal{N}(\mathbf{0}, \mathbf{S})$ .

Assumption (ii) and the definition of  $\xi(t, i)$  imply that  $\{\sum_{i=1}^k \xi(t, i), \mathcal{F}(k), 1 \leq k \leq t, t \in \mathbb{N}^+\}$  is a zero-mean, square-integrable martingale array. Hence the conclusion follows from Theorem 3.2 of [41], combined with Cramér-Wold device, i.e., that for a sequence of random vectors  $\{X_n\}$  in  $\mathbb{R}^n$ ,  $X_n \xrightarrow{d} X$  if and only if  $x^T X_n \xrightarrow{d} x^T X$  for all  $x \in \mathbb{R}^n$ .  $\square$

## References

- [1] S. Fortunato and D. Hric, "Community detection in networks: A user guide," *Physics Reports*, vol. 659, pp. 1–44, 2016.
- [2] M. T. Schaub, J.-C. Delvenne, M. Rosvall, and R. Lambiotte, "The many facets of community detection in complex networks," *Applied Network Science*, vol. 2, no. 1, pp. 1–13, 2017.
- [3] S. Fortunato, "Community detection in graphs," *Physics Reports*, vol. 486, no. 3-5, pp. 75–174, 2010.
- [4] U. Von Luxburg, "A tutorial on spectral clustering," *Statistics and Computing*, vol. 17, no. 4, pp. 395–416, 2007.
- [5] M. E. Newman and M. Girvan, "Finding and evaluating community structure in networks," *Physical Review E*, vol. 69, no. 2, p. 026113, 2004.
- [6] E. Abbe, "Community detection and stochastic block models: Recent developments," *The Journal of Machine Learning Research*, vol. 18, no. 1, pp. 6446–6531, 2017.
- [7] L. Prokhorenkova, A. Tikhonov, and N. Litvak, "Learning clusters through information diffusion," *The World Wide Web Conference*, pp. 3151–3157, 2019.

- [8] T. P. Peixoto, “Network reconstruction and community detection from dynamics,” *Physical Review Letters*, vol. 123, no. 12, p. 128301, 2019.
- [9] H.-T. Wai, S. Segarra, A. E. Ozdaglar, A. Scaglione, and A. Jadbabaie, “Blind community detection from low-rank excitations of a graph filter,” *IEEE Transactions on Signal Processing*, vol. 68, pp. 436–451, 2019.
- [10] M. T. Schaub, S. Segarra, and J. N. Tsitsiklis, “Blind identification of stochastic block models from dynamical observations,” *SIAM Journal on Mathematics of Data Science*, vol. 2, no. 2, pp. 335–367, 2020.
- [11] T. M. Roddenberry, M. T. Schaub, H.-T. Wai, and S. Segarra, “Exact blind community detection from signals on multiple graphs,” *IEEE Transactions on Signal Processing*, vol. 68, pp. 5016–5030, 2020.
- [12] M. Ramezani, A. Khodadadi, and H. R. Rabiee, “Community detection using diffusion information,” *ACM Transactions on Knowledge Discovery from Data*, vol. 12, no. 2, pp. 1–22, 2018.
- [13] S. Boyd, A. Ghosh, B. Prabhakar, and D. Shah, “Randomized gossip algorithms,” *IEEE Transactions on Information Theory*, vol. 52, no. 6, pp. 2508–2530, 2006.
- [14] F. Fagnani and S. Zampieri, “Randomized consensus algorithms over large scale networks,” *IEEE Journal on Selected Areas in Communications*, vol. 26, no. 4, pp. 634–649, 2008.
- [15] R. Carli, F. Fagnani, P. Frasca, and S. Zampieri, “Gossip consensus algorithms via quantized communication,” *Automatica*, vol. 46, no. 1, pp. 70–80, 2010.
- [16] G. Deffuant, D. Neau, F. Amblard, and G. Weisbuch, “Mixing beliefs among interacting agents,” *Advances in Complex Systems*, vol. 3, no. 01n04, pp. 87–98, 2000.
- [17] D. Acemoğlu, G. Como, F. Fagnani, and A. Ozdaglar, “Opinion fluctuations and disagreement in social networks,” *Mathematics of Operations Research*, vol. 38, no. 1, pp. 1–27, 2013.
- [18] C. Ravazzi, P. Frasca, R. Tempo, and H. Ishii, “Ergodic randomized algorithms and dynamics over networks,” *IEEE Transactions on Control of Network Systems*, vol. 2, no. 1, pp. 78–87, 2014.
- [19] A. V. Proskurnikov and R. Tempo, “A tutorial on modeling and analysis of dynamic social networks. Part II,” *Annual Reviews in Control*, vol. 45, pp. 166–190, 2018.
- [20] G. Chen, W. Su, W. Mei, and F. Bullo, “Convergence properties of the heterogeneous Deffuant–Weisbuch model,” *Automatica*, vol. 114, p. 108825, 2020.
- [21] N. E. Friedkin and E. C. Johnsen, “Social influence and opinions,” *Journal of Mathematical Sociology*, vol. 15, no. 3–4, pp. 193–206, 1990.
- [22] A. V. Proskurnikov and R. Tempo, “A tutorial on modeling and analysis of dynamic social networks. Part I,” *Annual Reviews in Control*, vol. 43, pp. 65–79, 2017.
- [23] Y. Tian and L. Wang, “Opinion dynamics in social networks with stubborn agents: An issue-based perspective,” *Automatica*, vol. 96, pp. 213–223, 2018.
- [24] J. Ghaderi and R. Srikant, “Opinion dynamics in social networks with stubborn agents: Equilibrium and convergence rate,” *Automatica*, vol. 50, no. 12, pp. 3209–3215, 2014.
- [25] P. Netrapalli and S. Sanghavi, “Learning the graph of epidemic cascades,” *ACM SIGMETRICS Performance Evaluation Review*, vol. 40, no. 1, pp. 211–222, 2012.
- [26] Q. Berthet, P. Rigollet, P. Srivastava, *et al.*, “Exact recovery in the Ising blockmodel,” *Annals of Statistics*, vol. 47, no. 4, pp. 1805–1834, 2019.
- [27] M. Ye, “Exact recovery and sharp thresholds of stochastic Ising block model,” *arXiv preprint arXiv:2004.05944*, 2020.
- [28] F. Zhao, M. Ye, and S.-L. Huang, “Exact recovery of stochastic block model by Ising model,” *Entropy*, vol. 23, no. 1, p. 65, 2021.
- [29] Y. Xing, X. He, H. Fang, and K. H. Johansson, “Community detection for gossip dynamics with stubborn agents,” in *IEEE Conference on Decision and Control*, pp. 4915–4920, 2020.
- [30] S. P. Meyn and R. L. Tweedie, *Markov Chains and Stochastic Stability*. Cambridge University Press, 2012.
- [31] A. L. Gibbs, *Convergence of Markov Chain Monte Carlo Algorithms with Applications to Image Restoration*. Citeseer, 2000.
- [32] A. L. Gibbs and F. E. Su, “On choosing and bounding probability metrics,” *International Statistical Review*, vol. 70, no. 3, pp. 419–435, 2002.
- [33] H.-T. Wai, A. Scaglione, and A. Leshem, “Active sensing of social networks,” *IEEE Transactions on Signal and Information Processing over Networks*, vol. 2, no. 3, pp. 406–419, 2016.
- [34] J. A. Hartigan and M. A. Wong, “Algorithm as 136: A k-means clustering algorithm,” *Journal of the Royal Statistical Society. Series C (Applied Statistics)*, vol. 28, no. 1, pp. 100–108, 1979.
- [35] W. W. Zachary, “An information flow model for conflict and fission in small groups,” *Journal of Anthropological Research*, vol. 33, no. 4, pp. 452–473, 1977.
- [36] L. R. Ford Jr and D. R. Fulkerson, *Flows in Networks*. Princeton University Press, 2015.
- [37] P. Diaconis and D. Freedman, “Iterated random functions,” *SIAM Review*, vol. 41, no. 1, pp. 45–76, 1999.
- [38] R. A. Horn and C. R. Johnson, *Matrix Analysis*. Cambridge University Press, 2012.
- [39] H.-F. Chen, *Stochastic Approximation and Its Applications*. Kluwer, Boston, MA, 2002.
- [40] P. W. Glynn and D. Ormoneit, “Hoeffding’s inequality for uniformly ergodic Markov chains,” *Statistics and Probability Letters*, vol. 56, no. 2, pp. 143–146, 2002.
- [41] P. Hall and C. C. Heyde, *Martingale Limit Theory and Its Application*. Academic Press, 2014.