

RELYING ON A RATE CONSTRAINT TO REDUCE MOTION ESTIMATION COMPLEXITY

Gabriel B. Sant'Anna, Luiz Henrique Cancellier, Ismael Seidel, Mateus Grellert, José Luís Güntzel

Embedded Computing Laboratory (ECL) - Dept. of Computer Science and Statistics (INE)
Federal University of Santa Catarina (UFSC) - Florianópolis, Brazil
{baiocchi.gabriel, luizhenriquecancellier, ismaelseidel}@gmail.com,
{mateus.grellert, j.guntzel}@ufsc.br

ABSTRACT

This paper proposes a rate-based candidate elimination strategy for Motion Estimation, which is considered one of the main sources of encoder complexity. We build from findings of previous works that show that selected motion vectors are generally near the predictor to propose a solution that uses the motion vector bitrate to constrain the candidate search to a subset of the original search window, resulting in less distortion computations. The proposed method is not tied to a particular search pattern, which makes it applicable to several ME strategies. The technique was tested in the VVC reference software implementation and showed complexity reductions of over 80% at the cost of an average 0.74% increase in BD-Rate with respect to the original TZ Search algorithm in the LDP configuration.

Index Terms— Video Coding, Integer Motion Estimation, Block-Matching Algorithm, Rate-Constraint, VVC

1. INTRODUCTION

Due to a growing consumer demand for video playback services and high-definition content, video data amounts to the majority of global internet traffic [1] – even more so during the COVID-19 pandemic, which has caused a worldwide increase in digital media consumption [2]. As the demand for transmitted video content expands, the need for advanced compression techniques increases.

The Joint Video Exploration Team of ITU-T developed the Versatile Video Coding (VVC), a state-of-the-art video coding standard improving over the previous one, the High Efficiency Video Coding (HEVC). The newly achieved compression ratio is paired with a rise in encoder complexity: the VVC reference software implementation presents an average 44.4% bitrate reduction at the cost of an approximately 10× higher encoding time w.r.t. that of HEVC [3]. This increased complexity prevents some applications – such as real-time

streaming and video coding in battery-constrained devices – from making full use of the new standard, thus motivating research efforts to improve encoding performance.

Motion Estimation (ME) has been regarded as one of the most time-consuming operations of video compression, being responsible for 40% to 80% of encoding time when using Fullsearch (FS) [4]. Many different fast ME algorithms attempt to reduce this cost by limiting the Integer Motion Estimation (IME) search region to as few points as possible [5], but while this strategy does improve performance, the search becomes sub-optimal and may get trapped in a local minimum [6]. The Test Zone Search (TZS) algorithm, adopted as the default IME method in both of the reference software implementations of HEVC [7] and VVC [8], mitigates this problem by combining a variant of Diamond Search with the semi-exhaustive Raster Search [9].

Although TZS brings ME complexity down when compared to FS, the number of searched points is still considered too large for real-time applications [4] [10]. In addition, the iterative nature of its search steps prevents efficient parallel implementations [9]. The “Octagonal-Axis Raster” search, proposed by [11], exemplifies how a smaller number of search points can reduce ME complexity with a negligible increase in Bjøntegaard Delta Bitrate (BD-Rate). It was designed to account for Motion Vector (MV) distributions averaged over decoded video sequences in order to limit the search to regions with the highest occurrences of the best MVs. Unfortunately, this method cannot be generalized for different algorithms because it operates in a specific TZS step. Meanwhile, the work in [12] leveraged the assumption that the likelihood of finding optimal candidates decreases as the MV bitrate increases to produce a rate-ordered variant of Successive Elimination [13]. Their algorithm provides the optimal solution (in terms of coding efficiency) within the search set, but limits the complexity reduction that can be achieved.

In light of the observations brought up by [11] and [12], that selected MV distribution and MV bitrate surfaces should be taken into account when designing a ME search pattern, we explore the impact of the MV bitrate estimation on fast IME algorithms. Thus, our contributions are:

This study was financed in part by the Coordenação de Aperfeiçoamento de Pessoal de Nível Superior - Brasil (CAPES) - Finance Code 001 and by Brazilian Council for Scientific and Technological Development (CNPq) through Project Universal (437924/2018-1) and PQ grant (312077/2018-1).

1. We bring evidence that previous IME search patterns are related to MV bitrate. To the best of our knowledge, no previous work explicitly explores this relation [4] to define the search pattern, but those patterns frequently seem to match the estimated bitrate cost surface;

2. A strategy to reduce IME complexity by explicitly using the bitrate component of the cost function as a criterion to eliminate distortion calculations on a per-candidate basis. Unlike existing fixed search patterns, our technique is flexible enough to be used in conjunction with other fast algorithms and also allows for different complexity reduction and quality targets by parameterizing the elimination threshold;

3. An evaluation and discussion considering Low Delay P (LDP) and Random Access (RA) configurations, combining our strategy with the TZS implementation of the VVC Test Model (VTM) as a case study.

This paper is organised as follows: we highlight key concepts of the ME process in Section 2 and then explain the proposed algorithm in Section 3. Section 4 details our experiments and displays obtained results, which are followed by a brief discussion and possible future works in Section 5.

2. BACKGROUND

ME has three distinct steps: MV Prediction, Integer ME and Fractional ME [4]. MV Prediction uses the motion information of neighboring blocks to derive a Motion Vector Predictor (MVP), which defines the starting position of the subsequent search. Then, IME searches a region centered around the MVP for a MV which minimizes the cost function. At last, Fractional ME performs a refinement process over the integer result. We focus on the second step, namely IME.

Equation (1) shows the cost function minimized during ME [14], where r estimates the bitrate of the difference between a given MV ($\vec{m}\vec{v}$) and the MVP ($\vec{m}\vec{v}_p$), λ is the Lagrange multiplier increasing the weight of the bitrate component and d computes distortion between the “original” pixel block (\mathbf{O}) given as input to the ME process and a “candidate” block ($\mathbf{C}^{\vec{m}\vec{v}}$), which is offset to the original block by the given MV.

$$j(\vec{m}\vec{v}) = d(\mathbf{C}^{\vec{m}\vec{v}}) + \lambda \cdot r(\vec{m}\vec{v} - \vec{m}\vec{v}_p) \quad (1)$$

The Sum of Absolute Differences (SAD), shown in (2), is commonly used as distortion metric due to its simplicity. However, its calculation is needed for every evaluated candidate, requiring large sample blocks to be loaded from memory, making it the most time-consuming computation in IME.

$$d(\mathbf{C}) = \sum_{i=1}^m \sum_{j=1}^n |\mathbf{C}_{i,j} - \mathbf{O}_{i,j}| \quad (2)$$

The bitrate estimation function, in turn, is implemented in the VTM as (3), where $g(v)$ denotes the length of a signed Exponential Golomb code for an integer value and each vector

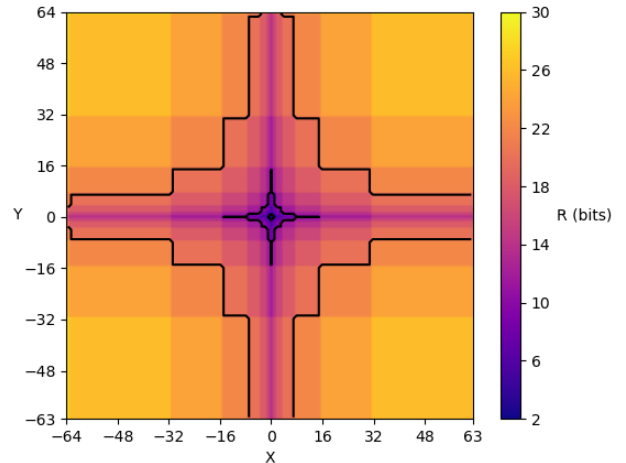


Fig. 1: Bitrate surface for MV coordinates relative to the MVP. Black lines highlight bitrate values of 20 (biggest shape), 10 (cross-shaped contour) and 4 (small diamond).

component is given in coordinates relative to the MVP. Fig. 1 displays the bitrate surface of a search region of 128×128 pixels centered around the MVP. We highlight that $r(\vec{m}\vec{v})$ can be efficiently implemented because it does not depend on the video’s content and $g(v)$ can be calculated with a lookup table since the search window size limits the range of possible values for $\vec{m}\vec{v}_x$ and $\vec{m}\vec{v}_y$ [15].

$$r(\vec{m}\vec{v}) = g(\vec{m}\vec{v}_x) + g(\vec{m}\vec{v}_y) \quad (3)$$

Fig. 2 shows a flowchart of TZS, which is the default IME algorithm in VTM. Its first step chooses a starting point for the following search, similarly to MV Prediction but with added MVs. Around the starting MV, the First Search step expands a diamond. When the First Step best candidate is found at a distance d greater than the raster step size, a Raster Search is performed to find a closer match. Finally, the Refinement Step iteratively expands a diamond centered in the current best candidate’s position until it either finds a fixed point or makes a maximum number of attempts, in which case it returns the current best candidate.

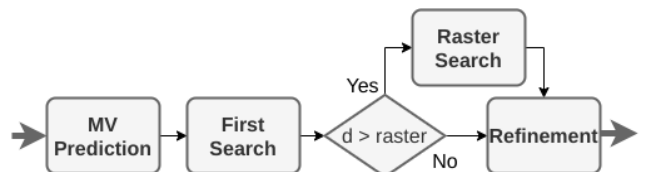


Fig. 2: High-level flowchart of the TZS algorithm.

3. RATE-BASED CANDIDATE ELIMINATION

Although the TZS algorithm significantly reduces complexity when compared to an exhaustive search, related works show

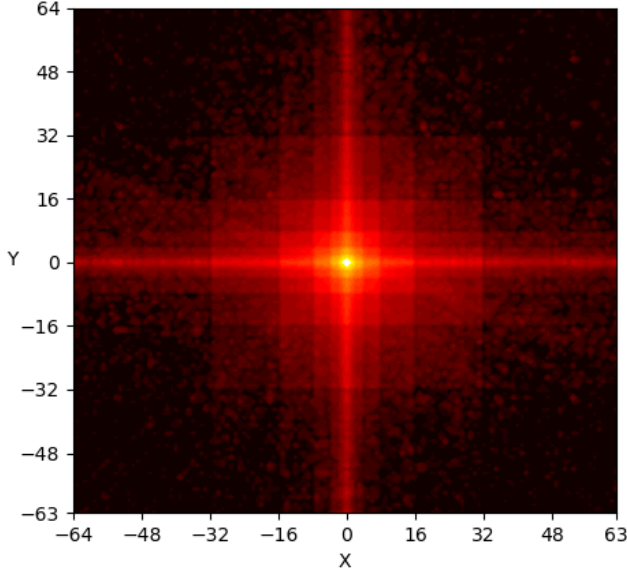


Fig. 3: Selected MV distribution averaged over the set of tested sequences (see Section 4). Brighter colors represent an exponentially higher number of decisions at a given point.

that it is still possible to narrow down the number of evaluated candidates with only a small loss in coding efficiency. Notably, previous works regarding ME in HEVC have shown that selected MVs are generally located around the predictor: it has been stated that 87% of them can be found after the TZS prediction step [16] and that over 94% of the best MVs are within a small, diamond-shaped range around the MVP [10].

Fig. 3 shows a heatmap with the spatial distribution of MVs chosen by the VTM encoder. When we create points by element-wise pairing the values from Fig. 1 and the log values of Fig. 3, a Pearson correlation coefficient of -0.89 can be found, showing that the number of selected MVs exponentially decreases as the bitrate estimate increases. This allows us to conclude that most decisions are likely within a fraction of the search region where estimated bitrate values are smaller.

Therefore, our approach consists in reducing the average complexity of the cost function $j(\vec{m}\vec{v})$ computation by skipping distortion computations for all MVs for which $r(\vec{m}\vec{v} - \vec{m}\vec{v}_p) > t$, where t is a threshold value. Three reasons led us to using this approach: 1) the function can be efficiently calculated with lookup tables, so skipped blocks do not need to be fetched from memory; 2) there is a direct correlation between effectively selected candidate distributions and the vector rate surface; 3) the criterion can be applied on top of existing IME algorithms, and the threshold can be adjusted to suit a specific application’s constraints. A possible disadvantage would be its reliance on the MV prediction step efficacy.

When using this technique, the IME search window is expected to be constrained to a diamond-shaped region centered

around the MVP, which is extended over its axes and has a radius proportional to the threshold t . For instance, when this candidate elimination strategy is used with $t = 20$, the search region has a similar shape to the one proposed in [11], but our strategy is applied to the entire TZS execution instead of only to the Raster step. In the end, although not able to guarantee the cost function minimization, the rate-constrained algorithm should manage to eliminate most block distortion computations while still evaluating the regions more likely to contain optimal candidates.

4. RESULTS AND DISCUSSION

In order to evaluate the elimination criterion proposed in the previous section, the TZS algorithm implemented in VTM 6.2 was modified¹ to apply rate-based elimination. The experiments were performed using LDP and RA configurations, setting *InternalBitDepth* to 8 instead of its default of 10. The video sequences analyzed are the Common Test Conditions (CTC) subset common to both HEVC [17] and VVC [18], and each sequence was encoded using Quantization Parameters (QPs) 22, 27, 32 and 37 in order to evaluate coding efficiency using the BD-Rate metric [19].

In this paper, the complexity C of a video is defined as:

$$C = \sum_{s \in S} totalCandidates(s) \times area(s) \quad (4)$$

In (4), S is the set of all possible Coding Unit (CU) sizes in VVC, $totalCandidates(s)$ represents the total number of candidates with size s for which distortion was calculated during IME and $area(s)$ is the area of that CU size. Considering the original VTM IME complexity as C_{ori} and the IME complexity of a modified implementation as C_{mod} , the complexity reduction ΔC is calculated as follows:

$$\Delta C = \frac{C_{ori} - C_{mod}}{C_{ori}} \times 100\% \quad (5)$$

This complexity metric, unlike time measurements, is not affected by compiler optimizations or machine specifications and thus allows for reproducible experiments and fair comparisons with other IME search algorithms.

We initially fixed the elimination threshold at $t = 4$ as this is the smallest value for which TZS will test candidates other than the MVP. Fig. 4 shows our results. Looking at RA, even though most test sequences have BD-Rate increases of less than 1%, these results show that $t = 4$ is too restrictive in some cases. Therefore, given that a larger search region should result in lower BD-Rates as it eliminates less candidates, we conducted additional experiments with the sequences that presented BD-Rate values above 1% while relaxing the elimination criterion by using t equal to 10 and 20.

¹Code is available at <https://gitlab.com/baioc/vtm/tree/rate-elimination>

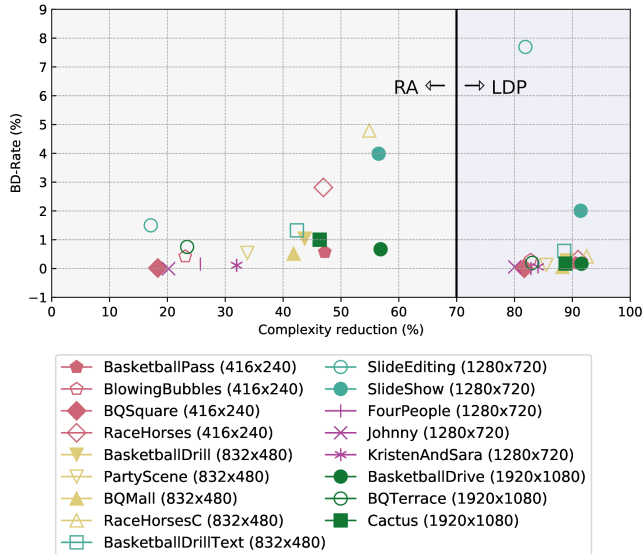


Fig. 4: Rate-based candidate elimination results using the original TZS algorithm as a baseline. The chart includes all 17 tested sequences for both RA and LDP configurations.

Notably, $t = 20$ allows the effective search window (see Fig. 1) to approximate that of the Octagonal-axis pattern presented in [11], which is known to have near zero BD-Rate increases. Thus, with the purpose of comparing our results with those of [11], we have replicated their search pattern – originally implemented for HEVC – in VTM, adapting it to any search window size and non-square dimensions.

Table 1 shows the results obtained when increasing the elimination threshold in the RA configuration and compares them with those of the Octagonal-axis raster pattern. Applying $t = 10$ suffices to decrease BD-Rate levels of three sequences to less than 1%, maintaining complexity reduction significantly higher than that of Octagonal-axis. For the other videos, $t = 20$ is required to further reduce BD-Rate and approximate the results of Octagonal-axis, while still having better complexity results.

Meanwhile, the LDP configuration shows promising results, with an overall BD-Rate below 1% for $t = 4$, strengthening the premise that good MV candidates can generally be

Table 1: Complexity reduction (%) and BD-Rate increase (%) when using different thresholds in the RA configuration.

Sequence	$t = 10$		$t = 20$		Octagonal-axis	
	BDBR	ΔC	BDBR	ΔC	BDBR	ΔC
Cactus	0.55	39.0	0.12	28.8	0.02	26.2
BballDrill	0.60	35.8	0.14	23.4	0.01	22.2
BballDrillTxt	0.67	34.3	0.09	22.9	-0.04	21.2
SlideEdit	1.23	10.0	0.63	6.8	0.03	6.1
RHorses	1.53	38.0	0.35	25.1	0.02	22.5
SShow	2.88	51.0	0.88	42.5	-0.05	36.4
RHorsesC	3.02	47.7	0.70	33.9	0.10	30.2

Table 2: Complexity reduction (%) and BD-Rate increase (%) per-class averages in the LDP configuration.

Class	$t = 4$		Octagonal-axis	
	BDBR	ΔC	BDBR	ΔC
B	0.18	87.8	0.02	13.9
C	0.22	88.8	0.00	15.2
D	0.20	86.5	0.04	10.7
E	0.04	82.3	-0.04	6.5
F	3.44	87.3	0.37	16.4

found within the vicinity of the MVP. Table 2 shows complexity reduction and BD-Rate results for LDP, averaged by class. While the Octagonal-axis search reduces 16.4% of the IME complexity in the best case, our approach achieves complexity reductions of over 80% with negligible BD-Rate increase in most cases – the two screen-content sequences in class F being the only exceptions.

5. CONCLUSIONS

In this paper, we have showed how MV bitrate can influence IME search patterns and proposed an algorithm that explicitly uses this relation to prune search regions through an efficient and simple criterion which is applied on a per-block basis. The main advantages of our proposal are its versatility, being possible to combine this solution with existing IME search algorithms; and its low complexity, given that the bitrate estimation function can be easily computed with lookup tables.

Our experiments show that even when rate-based elimination is applied on top of TZS with a fixed threshold of 4, we are able to reduce IME complexity by approximately 86.69% when using the LDP configuration, with a small (0.74% average BD-Rate) coding efficiency loss. Although RA configuration results displayed a lower complexity reduction and a higher coding efficiency loss when using the same threshold, additional experiments showed that changing the threshold to 20 allows BD-Rate increase to be kept below 1%, while still able to reduce complexity slightly further than the Octagonal-axis raster search pattern. This exemplifies how the algorithm can be configured for different trade-offs between complexity reduction and encoding efficiency.

We reckon future works could propose modifications and improvements over this technique, as well as study its use on top of other fast algorithms. For instance, the identification of specific corner case test sequences with increased BD-Rate points towards adaptive thresholds to accommodate content-dependent motion characteristics. Finally, since a small threshold value was able to produce satisfying results for the LDP configuration, hardware-accelerated implementations could apply a static elimination criterion (e.g. over FS), to drastically simplify the IME search, reducing it to a small region around the predictor in order to obtain significant reductions to circuit area, power and cost.

6. REFERENCES

- [1] Cisco, “Cisco Visual Networking Index: Forecast and Trends, 2017–2022 White Paper,” <https://web.archive.org/web/20190820234616/https://www.cisco.com/c/en/us/solutions/collateral/service-provider/visual-networking-index-vni/white-paper-c11-741490.html>, 2019, Accessed: 20 Aug. 2019.
- [2] Amy Watson, “Consuming media at home due to the coronavirus worldwide,” <https://www.statista.com/statistics/1106498/home-media-consumption-coronavirus-worldwide-by-country/>, 2020, Accessed: 16 Jun. 2020.
- [3] I. Siqueira, G. Correa, and M. Grellert, “Rate-Distortion and Complexity Comparison of HEVC and VVC Video Encoders,” in *2020 IEEE 11th Latin American Symposium on Circuits Systems (LASCAS)*, Feb 2020, pp. 1–4.
- [4] Y. Zhang, C. Zhang, and R. Fan, “Fast Motion Estimation in HEVC Inter Coding: An Overview of Recent Advances,” in *2018 Asia-Pacific Signal and Information Processing Association Annual Summit and Conference (APSIPA ASC)*, Nov 2018, pp. 49–56.
- [5] Hadi Amirpour, Mohammad Ghanbari, Antonio Pinheiro, and Manuela Pereira, “Motion estimation with chessboard pattern prediction strategy,” *Multimedia Tools and Applications*, vol. 78, no. 15, pp. 21785–21804, 2019.
- [6] Shan Zhu and Kai-Kuang Ma, “A new diamond search algorithm for fast block-matching motion estimation,” *IEEE Transactions on Image Processing*, vol. 9, no. 2, pp. 287–290, Feb 2000.
- [7] C. Rosewarne, K. Sharman, R. Sjöberg, and G. J. Sullivan, “High Efficiency Video Coding (HEVC) Test Model 16 (HM 16) Encoder Description Update 12,” Document JCTVC-AK1002, JCT-VC of ITU-T, Geneva, Oct 2019.
- [8] J. Chen, Y. Ye, and S. Kim, “Algorithm description for Versatile Video Coding and Test Model 6 (VTM 6),” Document JVET-O2002, JVET of ITU-T, Gothenburg, Jul 2019.
- [9] Nghia Doan, Tae Sung Kim, Chae Eun Rhee, and Hyuk-Jae Lee, “A hardware-oriented concurrent TZ search algorithm for High-Efficiency Video Coding,” *EURASIP Journal on Advances in Signal Processing*, pp. 1–17, Nov 2017.
- [10] R. Fan, Y. Zhang, and B. Li, “Motion Classification-Based Fast Motion Estimation for High-Efficiency Video Coding,” *IEEE Transactions on Multimedia*, vol. 19, no. 5, pp. 893–907, May 2017.
- [11] P. Goncalves, M. Porto, B. Zatt, L. Agostini, and G. Correa, “Octagonal-Axis Raster Pattern for Improved Test Zone Search Motion Estimation,” in *2018 IEEE International Conference on Acoustics, Speech and Signal Processing (ICASSP)*, Apr 2018, pp. 1763–1767.
- [12] L. Trudeau, S. Coulombe, and C. Desrosiers, “Cost-Based Search Ordering for Rate-Constrained Motion Estimation Applied to HEVC,” *IEEE Transactions on Broadcasting*, vol. 64, no. 4, pp. 922–932, Dec 2018.
- [13] W. Li and E. Salari, “Successive elimination algorithm for motion estimation,” *IEEE Transactions on Image Processing*, vol. 4, no. 1, pp. 105–107, Jan 1995.
- [14] G. J. Sullivan and T. Wiegand, “Rate-distortion optimization for video compression,” *IEEE Signal Processing Magazine*, vol. 15, no. 6, pp. 74–90, 1998.
- [15] M. Z. Coban and R. M. Mersereau, “A fast exhaustive search algorithm for rate-constrained motion estimation,” *IEEE Transactions on Image Processing*, vol. 7, no. 5, pp. 769–773, May 1998.
- [16] P. Goncalves, G. Correa, M. Porto, B. Zatt, and L. Agostini, “Multiple early-termination scheme for TZ search algorithm based on data mining and decision trees,” in *2017 IEEE 19th International Workshop on Multimedia Signal Processing (MMSP)*, Oct 2017, pp. 1–6.
- [17] F. Bossen, “Common HM test conditions and software reference configurations,” Document JCTVC-L1100, JCT-VC of ITU-T, Geneva, Jan 2013.
- [18] F. Bossen, J. Boyce, X. Li, V. Seregin, and K. Sühring, “JVET common test conditions and software reference configurations for SDR video,” Document JVET-N1010, JVET of ITU-T, Geneva, Mar 2019.
- [19] G. Bjøntegaard, “Calculation of average PSNR differences between RD-curves,” Document VCEG-M33, Video Coding Experts Group (VCEG), Austin, Texas, USA, Apr 2001.