

Going Full-TILT Boogie on Document Understanding with Text-Image-Layout Transformer

Rafał Powalski^{1,*}, Łukasz Borchmann^{1,2,*} (✉), Dawid Jurkiewicz^{1,3,†},
Tomasz Dwojak^{1,3,†}, Michał Pietruszka^{1,4,†}, and Gabriela Pałka^{1,3}

¹ Applica.ai, Warsaw, Poland
name.surname@applica.ai

² Poznan University of Technology, Poznań, Poland

³ Adam Mickiewicz University in Poznań, Poland

⁴ Jagiellonian University, Cracow, Poland

Abstract. We address the challenging problem of Natural Language Comprehension beyond plain-text documents by introducing the TILT neural network architecture which simultaneously learns layout information, visual features, and textual semantics. Contrary to previous approaches, we rely on a decoder capable of unifying a variety of problems involving natural language. The layout is represented as an attention bias and complemented with contextualized visual information, while the core of our model is a pretrained encoder-decoder Transformer. Our novel approach achieves state-of-the-art results in extracting information from documents and answering questions which demand layout understanding (DocVQA, CORD, SROIE). At the same time, we simplify the process by employing an end-to-end model.

Keywords: Natural Language Processing · Transfer learning · Document understanding · Layout analysis · Deep learning · Transformer.

1 Introduction

Most tasks in Natural Language Processing (NLP) can be unified under one framework by casting them as triplets of the question, context, and answer [29, 39, 26]. We consider such unification of Document Classification, Key Information Extraction, and Question Answering in a demanding scenario where context extends beyond the text layer. This challenge is prevalent in business cases since contracts, forms, applications, and invoices cover a wide selection of document types and complex spatial layouts.

*RP, LB contributed equally.

†DJ, TD, MP contributed equally.

Importance of Spatio-Visual Relations. The most remarkable successes achieved in NLP involved models that map raw textual input into raw textual output, which usually were provided in a digital form. An important aspect of real-world oriented problems is the presence of scanned paper records and other analog materials that became digital.

Consequently, there is no easily accessible information regarding the document layout or reading order, and these are to be determined as part of the process. Furthermore, interpretation of shapes and charts beyond the layout may help answer the stated questions. A system cannot rely solely on text but requires incorporating information from the structure and image.

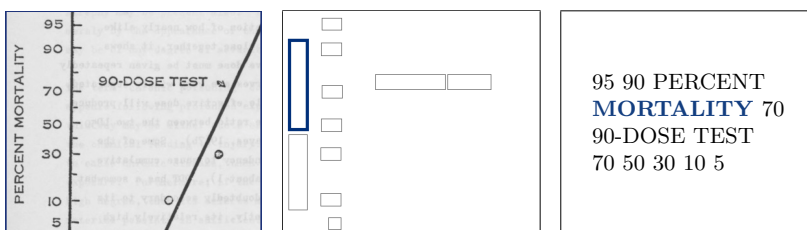


Fig. 1. The same document perceived differently depending on modalities. Respectively: its visual aspect, spatial relationships between the bounding boxes of detected words, and unstructured text returned by OCR under the detected reading order.

Thus, it takes three to solve this fundamental challenge — the extraction of key information from richly formatted documents lies precisely at the intersection of NLP, Computer Vision, and Layout Analysis (Figure 1). These challenges impose extra conditions beyond NLP that we sidestep by formulating layout-aware models within an encoder-decoder framework.

Limitations of Sequence Labeling. Sequence labeling models can be trained in all cases where the token-level annotation is available or can be easily obtained. Limitations of this approach are strikingly visible on tasks framed in either key information extraction or property extraction paradigms [19, 9]. Here, no annotated spans are available, and only property-value pairs are assigned to the document. Occasionally, it is expected from the model to mark some particular subsequence of the document. However, problems where the expected value is not a substring of the considered text are unsolvable assuming sequence labeling methods (Table 1). As a result, authors applying state-of-the-art entity recognition models were forced to rely on human-made heuristics and time-consuming rule engineering.

Particular problems one has to solve when employing a sequence-labeling method can be divided into three groups. We investigate them below to precisely point out the limitations of this approach.

Task	Annotation	Exact match	Layout
CoNLL 2003	word-level	100%	–
SROIE	} document-level	93%	+
WikiReading		20%	–
Kleister		27%	+

Table 1. Comparison of extraction tasks. Expected values are always present in a substring of a document in NER, but not elsewhere. Our estimation.

Take, for example, the total amount assigned to a receipt in the SROIE dataset [19]. Suppose there is no exact match for the expected value in the document, e.g., due to an OCR error, incorrect reading order or the use of a different decimal separator. Unfortunately, a sequence labeling model cannot be applied off-the-shelf. Authors dealing with property extraction rely on either manual annotation or the heuristic-based tagging procedure that impacts the overall end-to-end results [56, 52, 11, 18, 55, 36]. Moreover, when receipts with one item listed are considered, the total amount is equal to a single item price, which is the source of yet another problem. Precisely, if there are multiple matches for the value in the document, it is ambiguous whether to tag all of them, part or none.

Another problem one has to solve is which and how many of the detected entities to return, and whether to normalize the output somehow. Consequently, the authors of Kleister proposed a set of handcrafted rules for the final selection of the entity values [52]. These and similar rules are either labor-intensive or prone to errors [40].

Finally, the property extraction paradigm does not assume the requested value appeared in the article in any form since it is sufficient for it to be inferable from the content, as in document classification or non-extractive question answering [9].

Resorting to Encoder-Decoder Models. Since sequence labeling-based extraction is disconnected from the final purpose the detected information is used for, a typical real-world scenario demands the setting of Key Information Extraction.

To address this issue, we focus on the applicability of the encoder-decoder architecture since it can generate values not included in the input text explicitly [16] and performs reasonably well on all text-based problems involving natural language [44]. Additionally, it eliminates the limitation prevalent in sequence labeling, where the model output is restricted by the detected word order, previously addressed by complex architectural changes (Section 2).

Furthermore, this approach potentially solves all identified problems of sequence labeling architectures and ties various tasks, such as Question Answering or Text Classification, into the same framework. For example, the model may

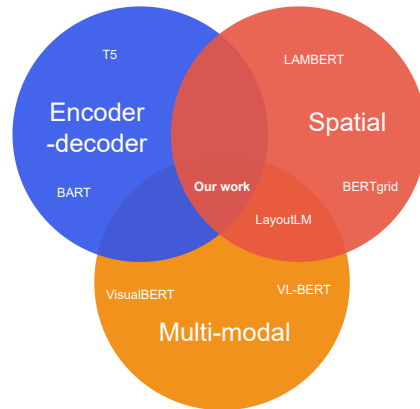


Fig. 2. Our work in relation to encoder-decoder models, multi-modal transformers, and models for text that are able to comprehend spatial relationships between words.

deduce to answer *yes* or *no* depending on the question form only. Its end-to-end elegance and ease of use allows one to not rely on human-made heuristics and to get rid of time-consuming rule engineering required in the sequence labeling paradigm.

Obviously, employing a decoder instead of a classification head comes with some known drawbacks related to the autoregressive nature of answer generation. This is currently investigated, e.g., in the Neural Machine Translation context, and can be alleviated by methods such as lowering the depth of the decoder [47, 24]. However, the datasets we consider have target sequences of low length; thus, the mentioned decoding overhead is mitigated.

The specific contribution of this work can be better understood in the context of related works.

2 Related Works

We aim to bridge several fields, with each of them having long-lasting research programs; thus, there is a large and varied body of related works. We restrict ourselves to approaches rooted in the architecture of Transformer [54] and focus on the inclusion of spatial information or different modalities in text-processing systems, as well as on the applicability of encoder-decoder models to Information Extraction and Question Answering.

Spatial-aware Transformers. Several authors have shown that, when tasks involving 2D documents are considered, sequential models can be outperformed by considering layout information either directly as positional embeddings [17, 11, 56] or indirectly by allowing them to be contextualized on their spatial neighborhood [6, 57, 15]. Further improvements focused on the training and inference

aspects by the inclusion of the area masking loss function or achieving independence from sequential order in decoding respectively [18, 20]. In contrast to the mentioned methods, we rely on a bias added to self-attention instead of positional embeddings and propose its generalization to distances on the 2D plane. Additionally, we introduce a novel word-centric masking method concerning both images and text. Moreover, by resorting to an encoder-decoder, the independence from sequential order in decoding is granted without dedicated architectural changes.

Encoder-decoder for IE and QA. Most NLP tasks can be unified under one framework by casting them as Language Modeling, Sequence Labeling or Question Answering [43, 25]. The QA program of unifying NLP frames all the problems as triplets of question, context and answer [29, 39, 26] or item, property name and answer [16]. Although this does not necessarily lead to the use of encoder-decoder models, several successful solutions relied on variants of Transformer architecture [54, 34, 9, 44]. The T5 is a prominent example of large-scale Transformers achieving state-of-the-art results on varied NLP benchmarks [44]. We extend this approach beyond the text-to-text scenario by making it possible to consume a multimodal input.

Multimodal Transformers. The relationships between text and other media have been previously studied in Visual Commonsense Reasoning, Video-Grounded Dialogue, Speech, and Visual Question Answering [13, 32, 3]. In the context of images, this niche was previously approached with an image-to-text cross-attention mechanism, alternatively, by adding visual features to word embeddings or concatenating them [37, 33, 35, 53, 56]. We differ from the mentioned approaches, as in our model, visual features added to word embeddings are already contextualized on an image’s multiple resolution levels (see Section 3).

3 Model Architecture

Our starting point is the architecture of the Transformer, initially proposed for Neural Machine Translation, which has proven to be a solid baseline for all generative tasks involving natural language [54].

Let us begin from the general view on attention in the first layer of the Transformer. If n denotes the number of input tokens, resulting in a matrix of embeddings X , then self-attention can be seen as:

$$\text{softmax} \left(\frac{Q_X K_X^\top}{\sqrt{n}} + B \right) V_X \quad (1)$$

where Q_X , K_X and V_X are projections of X onto query, keys, and value spaces, whereas B stands for an optional attention bias. There is no B term in the

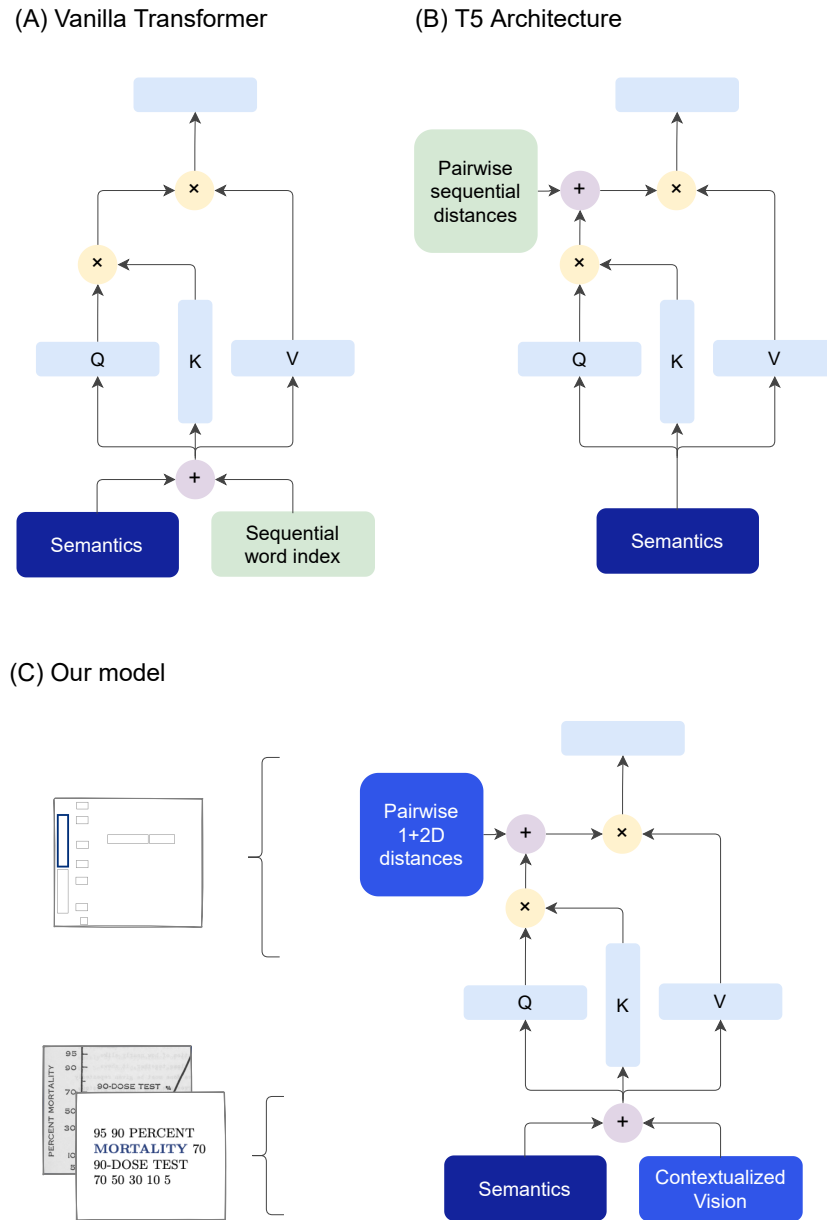


Fig. 3. (A) In the original Transformer, information about the order of tokens is provided explicitly to the model by positional embeddings added to semantic embeddings. (B) T5 introduces sequential bias, thus separating semantics from sequential distances. (C) We maintain this clear distinction, extending biases with spatial relationships and providing additional *image semantics* at the input.

original Transformer, and information about the order of tokens is provided explicitly to the model, that is:

$$X = S + P \quad B = 0_{n \times d}$$

where S and P are respectively the semantic embeddings of tokens and positional embedding resulting from their positions [54]. $0_{n \times d}$ denote a zero matrix.

In contrast to the original formulation, we rely on relative attention biases instead of positional embeddings. These are further extended to take into account spatial relationships between tokens (Figure 3).

Spatial Bias. Authors of the T5 architecture disregarded positional embeddings [44], by setting $X = S$. They used relative bias by extending self-attention’s equation with the sequential bias term $B = B^{1D}$, a simplified form of positional signal inclusion. Here, each logit used for computing the attention head weights has some learned scalar added, resulting from corresponding token-to-token offsets.

We extended this approach to spatial dimensions. In our approach, biases for relative horizontal and vertical distances between each pair of tokens are calculated and added to the original sequential bias, i.e.:

$$B = B^{1D} + B^H + B^V$$

Such bias falls into one of 32 buckets, which group similarly-distanced token-pairs. The size of the buckets grows logarithmically so that greater token pair distances are grouped into larger buckets.

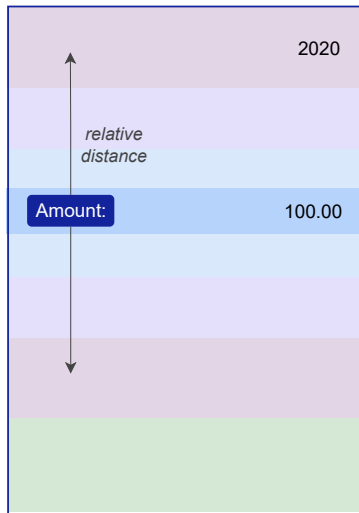


Fig. 4. Document excerpt with distinguished vertical buckets for the *Amount* token.

Contextualized Image Embeddings. Contextualized *Word* Embeddings are expected to capture context-dependent semantics and return a sequence of vectors associated with an entire input sequence [10]. We designed Contextualized *Image* Embeddings with the same objective, i.e., they cover the image region semantics in the context of its entire visual neighborhood.

To produce image embeddings, we use a convolutional network that consumes the whole page image of size 512×384 and produces a feature map of $64 \times 48 \times 128$. We rely on U-Net as a backbone visual encoder network [48] since this architecture provides access to not only the information in the near neighborhood of the token, such as font and style but also to more distant regions of the page, which is useful in cases where the text is related to other structures, i.e., is the description of a picture. This multi-scale property emerges from the skip connections within chosen architecture (Figure 5). Then, each token’s bounding box is used to extract features from U-Net’s feature map with ROI pooling [5]. The obtained vector is then fed into a linear layer which projects it to the model embedding dimension.

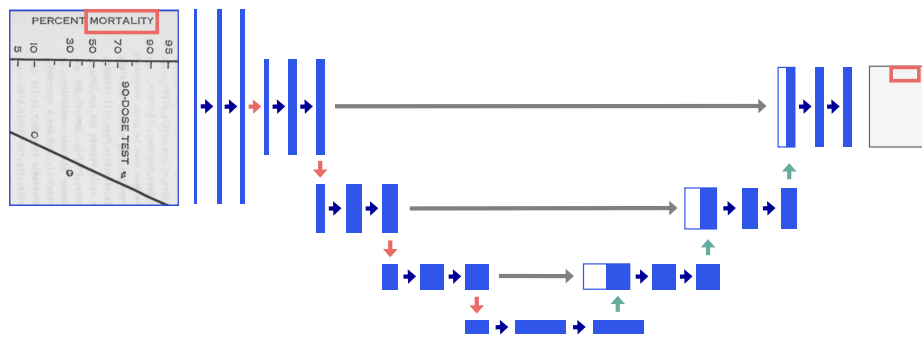


Fig. 5. Truncated U-Net network. ■ conv ■ max-pool ■ up-conv ■ residual

In order to inject visual information to the Transformer, a matrix of contextualized image-region embeddings U is added to semantic embeddings, i.e. we define

$$X = S + U$$

in line with the convention from Section 3 (see Figure 3).

4 Regularization Techniques

In the sequence labeling scenario, each document leads to multiple training instances (token classification), whereas in Transformer sequence-to-sequence models, the same document results in one training instance with feature space of higher dimension (decoding from multiple tokens).

Since most of the tokens are irrelevant in the case of Key Information Extraction and contextualized word embeddings are correlated by design, one can suspect our approach to overfit easier than its sequence labeling counterparts. To improve the model’s robustness, we introduced a regularization technique for each modality.

Case Augmentation. Subword tokenization [49, 28] was proposed to solve the word sparsity problem and keep the vocabulary at a reasonable size. Although the algorithm proved its efficiency in many NLP fields, the recent work showed that it performs poorly in the case of an unusual casing of text [42], for instance, when all words are uppercased. The problem occurs more frequently in formatted documents (FUNSD, CORD, DocVQA), where the casing is an important visual aspect. We overcome both problems with a straightforward regularization strategy, i.e., produce augmented copies of data instances by lower-casing or upper-casing both the document and target text simultaneously.

Spatial Bias Augmentation. Analogously to Computer Vision practices of randomly transforming training images, we augment spatial biases by multiplying the horizontal and vertical distances between tokens by a random factor. Such transformation resembles stretching or squeezing document pages in horizontal and vertical dimensions. Factors used for scaling each dimension were sampled uniformly from range [0.8, 1.25].

Affine Vision Augmentation. To account for visual deformations of real-world documents, we augment images with affine transformation, preserving parallel lines within an image but modifying its position, angle, size, and shear. When we perform such modification to the image, the bounding box of every token is updated accordingly. The exact hyperparameters were subject to an optimization. We use 0.9 probability of augmenting and report the following boundaries for uniform sampling work best: $[-5, 5]$ degrees for rotation angle, $[-5\%, 5\%]$ for translation amplitude, $[0.9, 1.1]$ for scaling multiplier, $[-5, 5]$ degrees for the shearing angle.

5 Experiments

Our model was validated on series of experiments involving Key Information Extraction, Visual Question Answering, classification of rich documents, and Question Answering from layout-rich texts. The following datasets represented the broad spectrum of tasks and were selected for the evaluation process (see Table 2 for additional statistics).

The CORD dataset [41] includes images of Indonesian receipts collected from shops and restaurants. The dataset is prepared for the information extraction task and consists of four categories, which fall into thirty subclasses. The main goal of the SROIE dataset [19] is to extract values for four categories (company,

date, address, total) from scanned receipts. The DocVQA dataset [38] is focused on the visual question answering task. The RVL-CDIP dataset [14] contains gray-scale images and assumes classification into 16 categories such as letter, form, invoice, news article, and scientific publication. For DocVQA, we relied on Amazon Textract OCR; for RVL-CDIP, we used Microsoft Azure OCR, for SROIE and CORD, we depended on the original OCR.

Table 2. Comparison of datasets considered for supervised pretraining and evaluation process. Statistics given in thousands of documents or questions.

Dataset	Data type	Image	Docs (k)	Questions (k)
CORD [41]	receipts	+	1.0	—
SROIE [19]	receipts	+	0.9	—
DocVQA [38]	industry documents	+	12.7	50.0
RVL-CDIP [14]	industry documents	+	400.0	—
DROP [8]	} Wikipedia pages	—	6.7	96.5
QuAC [2]		—	13.6	98.4
SQuAD 1.1 [45]		—	23.2	107.8
TyDi QA [4]		—	204.3	204.3
Natural Questions [30]		—	91.2	111.2
WikiOps [1]	Wikipedia tables	—	24.2	80.7
CoQA [46]	various sources	—	8.4	127.0
RACE [31]	English exams	—	27.9	97.7
QASC [27]	school-level science	—	—	10.0
FUNSD [21]	RVL-CDIP forms	+	0.1	—
Infographics VQA	infographics	+	4.4	23.9
TextCaps [50]	Open Images	+	28.4	—
DVQA [22]	synthetic bar charts	+	300.0	3487.2
FigureQA [23]	synthetic, scientific	+	140.0	1800.0
TextVQA [51]	Open Images	+	28.4	45.3

5.1 Training Procedure

The training procedure consists of three steps. First, the model is initialized with vanilla T5 model weights and is pretrained on numerous documents in an unsupervised manner. It is followed by training on a set of selected supervised tasks. Finally, the model is finetuned solely on the dataset of interest. We trained two size variants of TILT models, starting from T5-Base and T5-Large models. Our models grew to 230M and 780M parameters due to the addition of Visual Encoder weights.

Unsupervised Pretraining. We constructed a corpus of documents with rich structure, based on RVL-CDIP (275k docs), UCSF Industry Documents Library

(480k),* and PDF files from Common Crawl (350k). The latter were filtered according to the score obtained from a simple SVM business document classifier.

Then, a T5-like masked language model pretraining objective is used, but in a salient span masking scheme, i.e., named entities are preferred rather than random tokens [44, 12]. Additionally, regions in the image corresponding to the randomly selected text tokens are masked with the probability of 80%. Models are trained for 100,000 steps with batch size of 64, AdamW optimizer and linear scheduler with an initial learning rate of $2e - 4$.

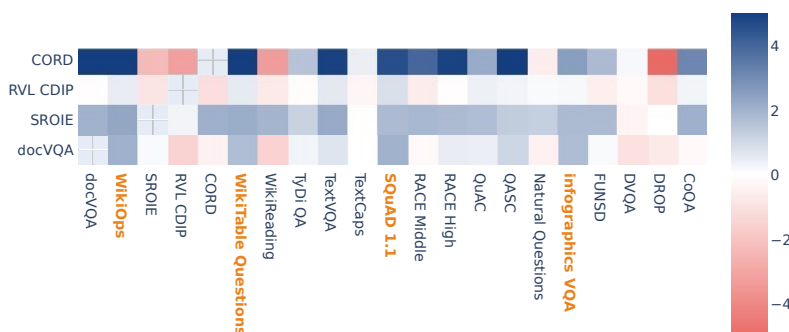


Fig. 6. Scores on CORD, DocVQA, SROIE and RVL-CDIP compared to the baseline without supervised pretraining. The numbers represent the differences in the metrics, orange text denote datasets chosen for the final supervised pretraining run.

Supervised Training. To obtain a general-purpose model which can reason about documents with rich layout features, we constructed a dataset relying on a large group of tasks, representing diverse types of information conveyed by a document (see Table 2 for datasets comparison). Datasets, which initially had been plain-text, had their layout produced, assuming some arbitrary font size and document dimensions. Some datasets, such as *WikiTable Questions*, come with original HTML code – for the others, we render text alike. Finally, an image and computed bounding boxes of all words are used.

At this stage, the model is trained on each dataset for 10,000 steps or 5 epochs, depending on the dataset size: the goal of the latter condition was to avoid a quick overfitting.

We estimated each dataset’s value concerning a downstream task, assuming a fixed number of pretraining steps followed by finetuning. The results of this investigation are demonstrated in Figure 6, where the group of WikiTable, WikiOps, SQuAD, and infographicsVQA performed robustly, convincing us to rely on them as a solid foundation for further experiments.

*<http://www.industrydocuments.ucsf.edu/>

Model pretrained in unsupervised, and then supervised manner, is at the end finetuned for two epochs on a downstream task with AdamW optimizer and hyperparameters presented in Table 3.

Table 3. Parameters used during the finetuning on a downstream task. Batch size, learning rate and scheduler were subject of hyperparameter search with considered values of respectively $\{8, 16, \dots, 2048\}$, $\{5e-5, 2e-5, 1e-5, 5e-4, \dots, 1e-3\}$, $\{\text{constant}, \text{linear}\}$. We have noticed that the classification task of RVL-CDIP requires a significantly larger bath size. The model with the highest validation score within the specified steps number limit was used.

Dataset	Batch size	Steps	Learning rate	Scheduler
SROIE	8	6,200	1e-4	constant
DocVQA	64	100,000	2e-4	linear
CORD	8	36,000	2e-4	linear
RVL-CDIP	1,024	12,000	1e-3	linear

5.2 Results

The TILT model achieved state-of-the-art results on three out of four considered tasks (Table 4). We have confirmed that unsupervised layout- and vision-aware pretraining leads to good performance on downstream tasks that require comprehension of tables and other structures within the documents. Additionally, we successfully leveraged supervised training from both plain-text datasets and these involving layout information.

DocVQA. We improved SOTA results on this dataset by 0.33 points. Moreover, detailed results show that model gained the most in table-like categories, i.e., forms (89.5 \rightarrow 94.6) and tables (87.7 \rightarrow 89.8), which proved its ability to understand the spatial structure of the document. Besides, we see a vast improvement in the yes/no category (55.2 \rightarrow 69.0).[†] In such a case, our architecture generates simply *yes* or *no* answer, while sequence labeling based models require additional components such as an extra classification head. We noticed that model achieved lower results in the image/photo category, which can be explained by the low presence of image-rich documents in our datasets.

RVL-CDIP. Part of the documents to classify does not contain any readable text. Because of this shortcoming, we decided to guarantee there are at least 16 image tokens that would carry general image information. Precisely, we act

[†]Per-category test set scores are available after submission on the competition web page: <https://rrc.cvc.uab.es/?ch=17&com=evaluation&task=1>.

Table 4. Results of selected methods in relation to our base and large models. Bold indicates the best score in each category. All results on the test set, using the metrics proposed by dataset’s authors. The number of parameters given for completeness thought encoder-decoder and LMs cannot be directly compared under this criterion.

Model	CORD F1	SROIE F1	DocVQA ANLS	RVL-CDIP Accuracy	Size variant (Parameters)
LayoutLM [56]	94.72	94.38	69.79	94.42	Base (113-160M)
	94.93	95.24	72.59	94.43	Large (343M)
LayoutLMv2 [55]	94.95	96.25	78.08	95.25	Base (200M)
	96.01	97.81	86.72	95.64	Large (426M)
LAMBERT [11]	96.06	98.17	—	—	Base (125M)
TILT (our)	95.11	97.65	83.92	95.25	Base (230M)
	96.33	98.10	87.05	95.52	Large (780M)

as there were tokens with bounding boxes covering 16 adjacent parts of the document. These have representations from U-Net, exactly as they were regular text tokens. Our model places second, 0.12 below the best model, achieving the similar accuracy of 95.52.

CORD. Since the complete inventory of entities is not present in all examples, we force the model to generate a *None* output for missing entities. Our model achieved SOTA results on this challenge and improved the previous best score by 0.3 points. Moreover, after the manual review of the model errors, we noticed that model’s score could be higher since the model output and the reference differ insignificantly e.g. ”2.00 ITEMS” and ”2.00”.

SROIE. We excluded OCR mismatches and fixed total entity annotations discrepancies following the same evaluation procedure as Garncarek et al. [11].[‡] We achieved results indistinguishable from the SOTA (98.10 vs. 98.17). Significantly better results are impossible due to OCR mismatches in the test-set.

Though we report the number of parameters near the name of the model size variant, note it is impossible to compare the TILT encoder-decoder model to language models such as LayoutLMs and LAMBERT under this criterion. In particular, it does not reflect computational cost, which may be similar for encoder-decoders twice as big as some language model [44, Section 3.2.2]. Nevertheless, it is worth noting that our Base model outperformed models with comparable parameter count.

[‡]Corrections can be obtained by comparing their two public submissions.

Table 5. Results of ablation study. The minus sign indicates removal of the mentioned part from the base model.

Model	Score	Relative change
TILT-Base	82.9 ± 0.3	—
– Spatial Bias	81.1 ± 0.2	–1.8
– Visual Embeddings	81.2 ± 0.3	–1.7
– Case Augmentation	82.2 ± 0.3	–0.7
– Spatial Augmentation	82.6 ± 0.4	–0.3
– Vision Augmentation	82.8 ± 0.2	–0.1
– Supervised Pretraining	81.2 ± 0.1	–1.7

6 Ablation study

In the following section, we analyze the design choices in our architecture, considering the base model pretrained in an unsupervised manner and the same hyperparameters for each run. The DocVQA was used as the most representative and challenging for Document Intelligence since its leaderboard reveals a large gap to human performance. We report average results over two runs of each model varying only in the initial random seed to account for the impact of different initialization and data order [7].

Significance of Modalities. We start with the removal of the 2D layout positional bias. Table 5 demonstrates that information that allows models to recognize spatial relations between tokens is a crucial part of our architecture. It is consistent with the previous works on layout understanding [55, 11]. Removal of the UNet-based convolutional feature extractor results in a less significant ANLS decrease than the 2D bias. This permits the conclusion that contextualized image embeddings are beneficial to the encoder-decoder.

Justifying Regularization. Aside from removing modalities from the network, we can also exclude regularization techniques. To our surprise, the results suggest that the removal of case augmentation decreases performance most severely. Our baseline is almost one point better than the equivalent non-augmented model. Simultaneously, model performance tends to be reasonably insensitive to the bounding boxes’ and image alterations. It was confirmed that other modalities are essential for the model’s success on real-world data, whereas regularization techniques we propose slightly improve the results, as they prevent overfitting.

Impact of Pretraining. As we exploited supervised pretraining similarly to previous authors, it is worth considering its impact on the overall score. In our ablation study, the model pretreated in an unsupervised manner achieved significantly lower scores. The impact of this change is comparable to the removal of

spatial bias or visual embeddings. Since authors of the T5 argued that pretraining on a mixture of unsupervised and supervised tasks perform equally good with higher parameter count, this gap may vanish with larger variants of TILT we did not consider in the present paper [44].

7 Summary

In the present paper, we introduced a novel encoder-decoder framework for layout-aware models. Compared to the sequence labeling approach, the proposed method achieves better results while operating in an end-to-end manner. It can handle various tasks such as Key Information Extraction, Question Answering or Document Classification, while the need for complicated preprocessing and postprocessing steps is eliminated.

Although encoder-decoder models are commonly applied to generative tasks, both DocVQA, SROIE, and CORD we considered are extractive. We argue that better results were achieved partially due to the independence from the detected word order and resistance to OCR errors that the proposed architecture possesses. Consequently, we were able to achieve state-of-the-art results on two datasets (DocVQA, CORD) and performed on par with the previous best scores on SROIE and RVL-CDIP, albeit having a much simpler workflow.

Spatial and image enrichment of the Transformer model allowed the TILT to combine information from text, layout, and image modalities. We showed that the proposed regularization methods significantly improve the results.

Acknowledgments. The authors would like to thank Filip Graliński, Tomasz Stanisławek, and Łukasz Garncarek for fruitful discussions regarding the paper and our managing directors at Applica.ai. Moreover, Dawid Jurkiewicz pays due thanks to his son for minding the deadline and generously coming into the world a day after.

The Smart Growth Operational Programme supported this research under project no. POIR.01.01.01-00-0877/19-00 (*A universal platform for robotic automation of processes requiring text comprehension, with a unique level of implementation and service automation*).

References

1. Cho, M., Amplayo, R., Hwang, S.w., Park, J.: Adversarial TableQA: Attention supervision for question answering on tables. In: PMLR (2018)
2. Choi, E., He, H., Iyyer, M., Yatskar, M., tau Yih, W., Choi, Y., Liang, P., Zettlemoyer, L.: QuAC: Question answering in context. In: EMNLP (2018)
3. Chuang, Y., Liu, C., Lee, H., Lee, L.: SpeechBERT: An audio-and-text jointly learned language model for end-to-end spoken question answering. In: ISCA (2020)
4. Clark, J.H., Choi, E., Collins, M., Garrette, D., Kwiatkowski, T., Nikolaev, V., Palomaki, J.: TyDi QA: A benchmark for information-seeking question answering in typologically diverse languages. TACL (2020)

5. Dai, J., Li, Y., He, K., Sun, J.: R-FCN: Object detection via region-based fully convolutional networks. In: *NeurIPS* (2016)
6. Denk, T.I., Reisswig, C.: BERTgrid: Contextualized embedding for 2d document representation and understanding (2019), arXiv preprint
7. Dodge, J., Ilharco, G., Schwartz, R., Farhadi, A., Hajishirzi, H., Smith, N.A.: Fine-tuning pretrained language models: Weight initializations, data orders, and early stopping (2020), arXiv preprint
8. Dua, D., Wang, Y., Dasigi, P., Stanovsky, G., Singh, S., Gardner, M.: DROP: A reading comprehension benchmark requiring discrete reasoning over paragraphs. In: *NAACL-HLT* (2019)
9. Dwojak, T., Pietruszka, M., Borchmann, L., Chledowski, J., Graliński, F.: From dataset recycling to multi-property extraction and beyond. In: *CoNLL* (2020)
10. Ethayarajh, K.: How contextual are contextualized word representations? comparing the geometry of BERT, ELMo, and GPT-2 embeddings. In: *EMNLP-IJCNLP* (2019)
11. Łukasz Garncarek, Powalski, R., Stanisławek, T., Topolski, B., Halama, P., Turski, M., Graliński, F.: LAMBERT: Layout-aware (language) modeling using bert for information extraction (2021), accepted to *ICDAR 2021*
12. Guu, K., Lee, K., Tung, Z., Pasupat, P., Chang, M.: Retrieval augmented language model pre-training. In: *ICML* (2020)
13. Han, K., Wang, Y., Chen, H., Chen, X., Guo, J., Liu, Z., Tang, Y., Xiao, A., Xu, C., Xu, Y., Yang, Z., Zhang, Y., Tao, D.: A survey on visual transformer (2021), arXiv preprint
14. Harley, A.W., Ufkes, A., Derpanis, K.G.: Evaluation of deep convolutional nets for document image classification and retrieval. In: *ICDAR* (2015)
15. Herzig, J., Nowak, P.K., Müller, T., Piccinno, F., Eischenschlos, J.: TaPas: Weakly supervised table parsing via pre-training. In: *ACL* (2020)
16. Hewlett, D., Lacoste, A., Jones, L., Polosukhin, I., Fandrianto, A., Han, J., Kelcey, M., Berthelot, D.: WikiReading: A novel large-scale language understanding task over Wikipedia. In: *ACL* (2016)
17. Ho, J., Kalchbrenner, N., Weissenborn, D., Salimans, T.: Axial attention in multi-dimensional transformers (2019), arXiv preprint
18. Hong, T., Kim, D., Ji, M., Hwang, W., Nam, D., Park, S.: BROS: A pre-trained language model for understanding texts in document (2021), openreview.net preprint
19. Huang, Z., Chen, K., He, J., Bai, X., Karatzas, D., Lu, S., Jawahar, C.: ICDAR2019 competition on scanned receipt OCR and information extraction. In: *ICDAR* (2019)
20. Hwang, W., Yim, J., Park, S., Yang, S., Seo, M.: Spatial dependency parsing for semi-structured document information extraction (2020), arXiv preprint
21. Jaume, G., Ekenel, H.K., Thiran, J.P.: FUNSD: A dataset for form understanding in noisy scanned documents. In: *ICDAR-OST* (2019)
22. Kafle, K., Price, B.L., Cohen, S., Kanan, C.: DVQA: understanding data visualizations via question answering. In: *CVPR* (2018)
23. Kahou, S.E., Michalski, V., Atkinson, A., Kádár, Á., Trischler, A., Bengio, Y.: FigureQA: An annotated figure dataset for visual reasoning. In: *ICLR* (2018)
24. Kasai, J., Pappas, N., Peng, H., Cross, J., Smith, N.A.: Deep encoder, shallow decoder: Reevaluating the speed-quality tradeoff in machine translation (2020), arXiv preprint
25. Keskar, N., McCann, B., Xiong, C., Socher, R.: Unifying question answering and text classification via span extraction (2019), arXiv preprint

26. Khashabi, D., Min, S., Khot, T., Sabharwal, A., Tafjord, O., Clark, P., Hajishirzi, H.: UnifiedQA: Crossing format boundaries with a single QA system. In: EMNLP-Findings (2020)
27. Khot, T., Clark, P., Guerquin, M., Jansen, P., Sabharwal, A.: QASC: A dataset for question answering via sentence composition. In: AAAI (2020)
28. Kudo, T.: Subword regularization: Improving neural network translation models with multiple subword candidates. In: ACL (2018)
29. Kumar, A., Irsoy, O., Ondruska, P., Iyyer, M., Bradbury, J., Gulrajani, I., Zhong, V., Paulus, R., Socher, R.: Ask me anything: Dynamic memory networks for natural language processing. In: ICML (2016)
30. Kwiatkowski, T., Palomaki, J., Redfield, O., Collins, M., Parikh, A., Alberti, C., Epstein, D., Polosukhin, I., Devlin, J., Lee, K., Toutanova, K., Jones, L., Kelcey, M., Chang, M.W., Dai, A.M., Uszkoreit, J., Le, Q., Petrov, S.: Natural questions: A benchmark for question answering research. TACL (2019)
31. Lai, G., Xie, Q., Liu, H., Yang, Y., Hovy, E.: RACE: Large-scale ReAding comprehension dataset from examinations. In: EMNLP (2017)
32. Le, H., Sahoo, D., Chen, N., Hoi, S.: Multimodal transformer networks for end-to-end video-grounded dialogue systems. In: ACL (2019)
33. Lee, K.H., Chen, X., Hua, G., Hu, H., He, X.: Stacked cross attention for image-text matching. In: ECCV (2018)
34. Lewis, M., Liu, Y., Goyal, N., Ghazvininejad, M., Mohamed, A., Levy, O., Stoyanov, V., Zettlemoyer, L.: BART: Denoising sequence-to-sequence pre-training for natural language generation, translation, and comprehension. In: ACL (2020)
35. Li, L.H., Yatskar, M., Yin, D., Hsieh, C.J., Chang, K.W.: VisualBERT: A simple and performant baseline for vision and language (2019), arXiv preprint
36. Liu, X., Gao, F., Zhang, Q., Zhao, H.: Graph convolution for multimodal information extraction from visually rich documents. In: NAACL-HLT (2019)
37. Ma, J., Qin, S., Su, L., Li, X., Xiao, L.: Fusion of image-text attention for transformer-based multimodal machine translation. In: IALP (2019)
38. Mathew, M., Karatzas, D., Jawahar, C.: DocVQA: A dataset for VQA on document images. In: WACV (2021)
39. McCann, B., Keskar, N.S., Xiong, C., Socher, R.: The natural language decathlon: Multitask learning as question answering (2018), arXiv preprint
40. Palm, R.B., Winther, O., Laws, F.: CloudScan - a configuration-free invoice analysis system using recurrent neural networks. In: ICDAR (2017)
41. Park, S., Shin, S., Lee, B., Lee, J., Surh, J., Seo, M., Lee, H.: CORD: A consolidated receipt dataset for post-ocr parsing. In: Document Intelligence Workshop at NeurIPS (2019)
42. Powalski, R., Stanislawek, T.: UniCase – rethinking casing in language models (2020), arXiv preprint
43. Radford, A., Wu, J., Child, R., Luan, D., Amodei, D., Sutskever, I.: Language models are unsupervised multitask learners (2019), technical report
44. Raffel, C., Shazeer, N., Roberts, A., Lee, K., Narang, S., Matena, M., Zhou, Y., Li, W., Liu, P.J.: Exploring the limits of transfer learning with a unified text-to-text transformer. JMRL (2020)
45. Rajpurkar, P., Zhang, J., Lopyrev, K., Liang, P.: SQuAD: 100,000+ questions for machine comprehension of text. In: EMNLP (2016)
46. Reddy, S., Chen, D., Manning, C.D.: CoQA: A conversational question answering challenge. TACL (2019)
47. Ren, Y., Liu, J., Tan, X., Zhao, Z., Zhao, S., Liu, T.Y.: A study of non-autoregressive model for sequence generation. In: ACL (2020)

48. Ronneberger, O., Fischer, P., Brox, T.: U-Net: Convolutional Networks for Biomedical Image Segmentation. In: MICCAI (2015)
49. Sennrich, R., Haddow, B., Birch, A.: Neural machine translation of rare words with subword units. In: ACL (2016)
50. Sidorov, O., Hu, R., Rohrbach, M., Singh, A.: TextCaps: A dataset for image captioning with reading comprehension. In: ECCV (2020)
51. Singh, A., Natarajan, V., Shah, M., Jiang, Y., Chen, X., Batra, D., Parikh, D., Rohrbach, M.: Towards VQA models that can read. In: CVPR (2019)
52. Stanisławek, T., Galiński, F., Wróblewska, A., Lipiński, D., Kaliska, A., Rosalska, P., Topolski, B., Biecek, P.: Kleister: Key information extraction datasets involving long documents with complex layouts (2021), accepted to ICDAR 2021
53. Su, W., Zhu, X., Cao, Y., Li, B., Lu, L., Wei, F., Dai, J.: VL-BERT: pre-training of generic visual-linguistic representations. In: ICLR (2020)
54. Vaswani, A., Shazeer, N., Parmar, N., Uszkoreit, J., Jones, L., Gomez, A.N., Kaiser, L., Polosukhin, I.: Attention is all you need. In: NeurIPS (2017)
55. Xu, Y., Xu, Y., Lv, T., Cui, L., Wei, F., Wang, G., Lu, Y., Florencio, D., Zhang, C., Che, W., Zhang, M., Zhou, L.: LayoutLMv2: Multi-modal pre-training for visually-rich document understanding (2020), arXiv preprint
56. Xu, Y., Li, M., Cui, L., Huang, S., Wei, F., Zhou, M.: LayoutLM: Pre-training of text and layout for document image understanding. In: KDD (2020)
57. Yin, P., Neubig, G., Yih, W.t., Riedel, S.: TaBERT: Pretraining for joint understanding of textual and tabular data. In: ACL (2020)