

# Nonequilibrium open quantum systems with multiple bosonic and fermionic environments: A hierarchical quantum master equation approach

J. Bätge,<sup>1</sup> Y. Ke,<sup>1</sup> C. Kaspar,<sup>1</sup> and M. Thoss<sup>1,2</sup>

<sup>1</sup>*Institute of Physics, University of Freiburg, Hermann-Herder-Str. 3, D-79104 Freiburg, Germany*

<sup>2</sup>*EUCOR Centre for Quantum Science and Quantum Computing,  
University of Freiburg, Hermann-Herder-Str. 3, D-79104 Freiburg, Germany*

(Dated: February 19, 2021)

We present a hierarchical quantum master equation (HQME) approach, which allows a numerically exact simulation of nonequilibrium transport in general open quantum systems involving multiple bosonic and fermionic environments. The performance of the method is demonstrated for a model of a nanosystem, which involves interacting electronic and vibrational degrees of freedom and is coupled to fermionic and bosonic baths. The results show the intricate interplay of electronic and vibrational degrees of freedom in this nonequilibrium transport scenario for both voltage and thermally driven transport processes. Furthermore, the use of importance criteria to improve the efficiency of the method is discussed.

## I. INTRODUCTION

Open quantum systems, which involve the coupling to one or multiple reservoirs, are ubiquitous in many areas of physics, including nanophysics, quantum thermodynamics, quantum optics, and quantum information theory.<sup>1,2</sup> They are also relevant for a variety of novel technological developments that involve a nanoscale system coupled to a macroscopic environment, such as quantum information devices<sup>3,4</sup>, nanoelectronic setups<sup>5,6</sup>, and thermoelectric generators on the scale of single molecules<sup>7-9</sup>. The theoretical description of open quantum systems requires in most cases numerical methods. In this context, several approximate methods<sup>2,10-23</sup> as well as numerically exact techniques<sup>24-35</sup> have been developed and applied. With the exception of the path-integral approach formulated by Simine and Segal<sup>26</sup>, to our knowledge, all applications of numerically exact approaches focus either on the treatment of bosonic or fermionic environments so far. However, especially in the realm of quantum thermodynamics and quantum transport the inclusion of both types of environments in the model is often necessary. To this end, we extend in this paper the hierarchical quantum master equation approach (HQME) for an efficient treatment of open quantum systems with multiple bosonic and fermionic environments.

The HQME method (also called hierarchical equation of motion (HEOM) approach) was originally developed by Tanimura and Kubo<sup>36,37</sup> for the description of relaxation dynamics in open quantum systems induced by the coupling to bosonic environments. Later it was extended by several groups for the investigation of charge and energy transport caused by fermionic environments.<sup>38-47</sup> As summarized by Tanimura,<sup>48</sup> so far studies using the HQME approach have focused on either bosonic or fermionic environments. In this work, we formulate the HQME method for more general models, depicted in Fig. 1, which include multiple bosonic and fermionic environments. This extension allows to study more general scenarios such as electronic and phononic heat transport

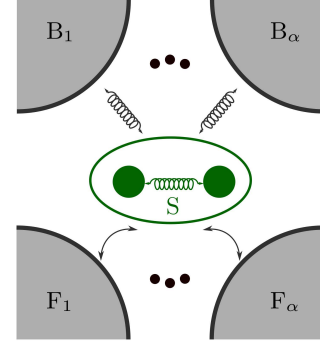


FIG. 1. Sketch of an open quantum systems coupled to multiple fermionic and bosonic environments.

induced by bias voltages or temperature differences.

The outline of this paper is as follows: The generalization of the model system and the HQME formalism are introduced in Sec. II. In Sec. III, we discuss the performance of the method for exemplary models, including both voltage and thermally driven charge and heat transport. Section IV concludes with a summary. Throughout the paper, we use units where  $\hbar = 1$  and  $k_B = 1$ .

## II. METHOD

We consider an open quantum system described by a subsystem  $S$ , which is coupled to both bosonic ( $B$ ) and a fermionic ( $F$ ) environments. The total Hamiltonian is given by

$$H = H_S + H_{SB} + H_B + H_{SF} + H_F. \quad (1)$$

The fermionic environment  $H_F$  may consist of multiple macroscopic noninteracting fermionic baths

$$H_F = \sum_{\alpha} H_{F_{\alpha}} = \sum_{\alpha, k} \varepsilon_{k\alpha} c_{k\alpha}^{\dagger} c_{k\alpha}. \quad (2)$$

Here,  $c_{k\alpha}^\dagger/c_{k\alpha}$  denote the fermionic creation/annihilation operator associated with state  $k$  of bath  $\alpha$  with energy  $\varepsilon_{k\alpha}$ . Nonequilibrium situations can be introduced by assigning different chemical potentials  $\mu_{F\alpha}$  and/or temperatures  $T_{F\alpha}$  to the different baths. Similarly, the bosonic environment  $H_B$  may contain more than one noninteracting bosonic bath

$$H_B = \sum_{\alpha} H_{B\alpha} = \sum_{\alpha,j} \omega_{j\alpha} b_{j\alpha}^\dagger b_{j\alpha}, \quad (3)$$

where  $b_{j\alpha}^\dagger/b_{j\alpha}$  denote the bosonic creation/annihilation operator associated with state  $j$  of bath  $\alpha$  with frequency  $\omega_{j\alpha}$ . Nonequilibrium situations can be achieved by choosing different temperatures  $T_{B\alpha}$  for different bosonic baths. For simplicity, we assume vanishing chemical potentials  $\mu_{B\alpha} = 0$ , as it holds true for phonons and photons.

For the validity of the subsequent derivation of the hierarchical quantum master equation (HQME), we restrict ourselves to system-environment coupling terms which are linear in the bath creation/annihilation operators

$$H_{SF} = \sum_{\alpha,k} \nu_{k\alpha} c_{k\alpha}^\dagger W + \text{h.c.}, \quad (4a)$$

$$H_{SB} = V \sum_{\alpha,j} \xi_{j\alpha} (b_{j\alpha}^\dagger + b_{j\alpha}). \quad (4b)$$

Both  $V$  and  $W$  are operators acting only on the subsystem degrees of freedom (DOFs). They are not restricted in their action on the bosonic DOFs, however,  $W$  has to act as a generalized annihilator operator on the fermionic DOFs and overall reduce one fermionic occupation number by one. In contrast,  $V$  must not change the fermionic occupation numbers and may involve sums of even numbers of fermionic annihilation/creation operators. The influence of the bosonic/fermionic environment on the system dynamics is encoded in the so-called spectral density functions,

$$J_{B\alpha}(\omega) = \pi \sum_j |\xi_{j\alpha}|^2 \delta(\omega - \omega_{j\alpha}), \quad (5a)$$

$$J_{F\alpha}(\varepsilon) = 2\pi \sum_k |\nu_{k\alpha}|^2 \delta(\varepsilon - \varepsilon_{k\alpha}). \quad (5b)$$

With these general specifications of the open quantum system, we present the general idea of the derivation of the HQME, which is outlined in more detail in Refs. 36 and 38. The central quantity of the approach is the reduced density matrix  $\rho(t)$  of the subsystem, defined by the trace over the DOFs of the environment of the total density matrix  $\varrho(t)$ ,

$$\rho(t) = \text{Tr}_{B+F} \{ \varrho(t) \}. \quad (6)$$

Employing a bath-interaction picture, we avoid the direct appearance of bath related dynamical phases in the equation of motion of the reduced density matrix. In

this picture, the time-dependence of the reduced density matrix can be written as

$$\rho(t) = \text{Tr}_{B+F} \{ \mathcal{U}(t,0) \varrho(0) \mathcal{U}^\dagger(t,0) \}, \quad (7)$$

with the time-evolution operator

$$\mathcal{U}(t,0) = \mathcal{T} \left( e^{-i \int_0^t d\tau H_{SB}(\tau) + H_{SF}(\tau) + H_S} \right). \quad (8)$$

Here,  $\mathcal{T}$  denotes the time-ordering operator and the time-dependence of  $H_{SB}/H_{SF}$  originates from the chosen bath-interaction picture.

Exploiting the Gaussian properties of the noninteracting environments, a formally exact path-integral for the reduced density matrix of the subsystem involving a Feynman-Vernon influence functional can be derived.<sup>36,38,49,50</sup>

As a consequence of noninteracting Gaussian baths, all information about system-bath couplings is encoded in the time correlation functions of the free baths

$$C_{B\alpha}(t-\tau) = \sum_j |\xi_{j\alpha}|^2 \left\langle b_{j\alpha}^\dagger(t) b_{j\alpha}(\tau) + b_{j\alpha}(t) b_{j\alpha}^\dagger(\tau) \right\rangle_{B\alpha}, \quad (9a)$$

$$C_{F\alpha}^s(t-\tau) = \sum_k |\nu_{k\alpha}|^2 \left\langle c_{k\alpha}^s(t) c_{k\alpha}^{\bar{s}}(\tau) \right\rangle_{F\alpha}. \quad (9b)$$

Here,  $\langle \cdot \rangle_{X_\alpha} = \text{Tr}_{X_\alpha} \{ \cdot \rho_{X_\alpha} \}$  denotes the expectation value with respect to the corresponding free bath  $\rho_{X_\alpha} = \frac{\exp(-\beta_{X_\alpha}(H_{X_\alpha} - \mu_{X_\alpha} N_{X_\alpha}))}{\text{Tr}_{X_\alpha} \{ \exp(-\beta_{X_\alpha}(H_{X_\alpha} - \mu_{X_\alpha} N_{X_\alpha})) \}}$  and  $s \in \{-, +\}$  has been introduced with  $c_{k\alpha}^- = c_{k\alpha}$  and  $c_{k\alpha}^+ = c_{k\alpha}^\dagger$ . Furthermore,  $N_{X_\alpha}$  represents the particle number operator of the bosonic or fermionic particles and  $\beta_{X_\alpha}$  describes the inverse temperature  $1/T_{X_\alpha}$  in the respective bath  $X_\alpha$ . The time correlation functions are related to the bath spectral densities (cf. Eqs. (5a) and (5b)) via

$$C_{B\alpha}(t) = \int_0^\infty d\omega \frac{J_{B\alpha}(\omega)}{\pi} \times \left[ \coth \left( \frac{\beta_{B\alpha} \omega}{2} \right) \cos(\omega t) - i \sin(\omega t) \right], \quad (10a)$$

$$C_{F\alpha}^s(t) = \int_{-\infty}^\infty d\varepsilon \frac{J_{F\alpha}(\varepsilon)}{2\pi} \frac{e^{s i \varepsilon t}}{e^{s \beta_{F\alpha}(\varepsilon - \mu_{F\alpha})} + 1}. \quad (10b)$$

Within the HQME approach, the correlation functions are described by sums over exponentials,

$$C_{B\alpha}(t) = \Lambda_{B\alpha} \sum_p \eta_{p,\alpha} e^{-\gamma_{p,\alpha} t}, \quad (11a)$$

$$C_{F\alpha}^s(t) = \Gamma_{F\alpha} \sum_q \eta_{q,\alpha,s} e^{-\gamma_{q,\alpha,s} t}, \quad (11b)$$

where common strategies to determine the weights  $\eta$  and decay rates  $\gamma$  include the Matsubara<sup>36-38,51-54</sup> and the Padé<sup>47,55-58</sup> decomposition. Furthermore,  $\Lambda_{B\alpha}$  and  $\Gamma_{F\alpha}$  are coupling strengths of the respective baths and are

defined by the respective spectral density. The exponentially decaying time correlation functions ensure a closed set of equations of motion.<sup>48</sup>

Under the constraints on the Hamiltonian stated above, the influence functional factorizes into two parts which originate from the bosonic and fermionic environment separately.<sup>39,46</sup> The separate influence functionals can be obtained as shown in detail in previous works.<sup>36–38,46</sup> The hierarchical equations of motion are constructed by consecutive time-derivatives of the influence functional. The combination of the hierarchies originating from the different environments leads to<sup>46</sup>

$$\begin{aligned} \frac{\partial}{\partial t} \rho_{g|h}^{(m|n)} = & - \left( i\mathcal{L}_S + \sum_{l=1}^m \gamma_{g_l} + \sum_{l=1}^n \gamma_{h_l} \right) \rho_{g|h}^{(m|n)} \\ & - \sum_{h_x} \mathcal{A}_{h_x} \rho_{g|h_x^+}^{(m|n+1)} - \sum_{l=1}^n (-1)^l \mathcal{C}_{h_l} \rho_{g|h_l^-}^{(m|n-1)} \\ & + \sum_{g_x} \mathcal{B}_{g_x} \rho_{g_x^+|h}^{(m+1|n)} + \sum_{l=1}^m \mathcal{D}_{g_l} \rho_{g_l^-|h}^{(m-1|n)}, \quad (12) \end{aligned}$$

with the multi-indices  $g = (p, \alpha)$  resp.  $h = (q, \alpha, s)$ , the notation for the multi-index vectors  $\mathbf{v} = v_1 \cdots v_p$ ,  $\mathbf{v}_x^+ = v_1 \cdots v_p v_x$ , and  $\mathbf{v}_l^- = v_1 \cdots v_{l-1} v_{l+1} \cdots v_p$ ,<sup>59</sup> and  $\mathcal{L}_S O = [H_S, O]$ . To facilitate a unified treatment of the bosonic and fermionic hierarchy, the index management for the bosonic part of the hierarchy differs from the convention in other publications.<sup>57,60,61</sup> Here,  $\rho^{(0|0)}$  represents the reduced density operator of the subsystem, and the higher-tier auxiliary density operators (ADOs)  $\rho_{g|h}^{(m|n)}$  encode the influence of the environment on the subsystem dynamics. Tier by tier the ADOs introduce the effect of higher order system-bath correlations. These ADOs also include the information on time-local transport observables like energy or particle currents.<sup>38,40,57,60</sup> Employing the generating functional approach<sup>60–62</sup> such observables are related to compositions of ADOs.

The operators  $\mathcal{A}_{h_x}$  and  $\mathcal{C}_{h_l}$  connect the  $n$ th-fermionic-tier ADO to the  $(n+1)$ th- resp.  $(n-1)$ th-fermionic-tier ADOs and the operators  $\mathcal{B}_{g_x}$  and  $\mathcal{D}_{g_l}$  connect the  $m$ th-bosonic-tier ADO to the  $(m+1)$ th- resp.  $(m-1)$ th-bosonic-tier ADOs via

$$\mathcal{A}_{h_x} \rho_{g|h}^{(m|n)} = \Gamma \left( W^{s_{h_x}} \rho_{g|h}^{(m|n)} + (-1)^{(n)} \rho_{g|h}^{(m|n)} W^{s_{h_x}} \right), \quad (13a)$$

$$\mathcal{B}_{g_x} \rho_{g|h}^{(m|n)} = \Lambda \left[ V, \rho_{g|h}^{(m|n)} \right], \quad (13b)$$

$$\mathcal{C}_{h_l} \rho_{g|h}^{(m|n)} = (-1)^n \eta_{h_l} W^{\bar{s}_{h_l}} \rho_{g|h}^{(m|n)} - \eta_{h_l}^* \rho_{g|h}^{(m|n)} W^{\bar{s}_{h_l}}, \quad (13c)$$

$$\mathcal{D}_{g_l} \rho_{g|h}^{(m|n)} = \eta_{g_l} V \rho_{g|h}^{(m|n)} - \eta_{g_l}^* \rho_{g|h}^{(m|n)} V, \quad (13d)$$

leading to a two-fold hierarchy of equations of motion. Generalizing these operators for linear superpositions of the system-bath couplings defined in Eqs. (4b) and (4a), the superindices  $g$  and  $h$ , the operators  $V$  and  $W$  as well

as the coupling strengths  $\Lambda$  and  $\Gamma$  acquire an additional index.

For applications, only a finite number of poles characterizing the baths can be taken into account. By employing additional resummation schemes this limitation can be overcome.<sup>54</sup> Here, the hierarchy needs to be truncated in a suitable manner. For this purpose previous works have introduced an importance criterion for pure fermionic environments, which estimates the importance of an ADO to the dynamics of the system.<sup>40,45,63</sup> If the importance  $\mathcal{I}$  assigned to an ADO is below a given threshold value  $\theta$ , it is neglected. This reduces the numerical complexity to a manageable level and allows for a systematic convergence. For details of the convergence properties of the HQME method, we refer to Refs. 41, 64–66. Here, we generalize the criterion to the combined hierarchy and assign to each operator  $\rho_{g|h}^{(m|n)}$  the importance value

$$\begin{aligned} \mathcal{I} \left( \rho_{g|h}^{(m|n)} \right) = & \left| \prod_{l=1}^n \frac{\Gamma}{\sum_{a \in \{1..l\}} \text{Re} [\gamma_{h_a}]} \frac{\eta_{h_l}}{\text{Re} [\gamma_{h_l}]} \right| \\ & \times \left| \prod_{l=1}^m \frac{\Lambda}{\sum_{a \in \{1..l\}} \text{Re} [\gamma_{g_a}]} \frac{\eta_{g_l}}{\text{Re} [\gamma_{g_l}]} \right|. \quad (14) \end{aligned}$$

The importance of an ADO is weighted according to its influence within the fermionic and bosonic hierarchy simultaneously. Motivated by the factorized structure of the HQME, we add a factor considering the bosonic part of the two-fold hierarchy to the importance estimate for the ADOs in the fermionic hierarchy presented by Härtle *et al.*, which stems from the HQME in the stationary condition.<sup>40</sup> This factor is similarly constructed as for the fermionic environment. It assesses the importance due to the respective order in the bosonic part of the hierarchy and it reflects the relative importance of an ADO within one hierarchical order for the stationary state.

### III. ILLUSTRATIVE APPLICATIONS

In this section, we illustrate the performance of the HQME approach for the combination of bosonic and fermionic environments. To this end, we consider a basic model for the subsystem involving interacting electronic and vibrational degrees of freedom. The results of the numerically exact HQME method are compared to the well-established Born-Markov master equation approach (BMME). Explicit formulas and detailed derivations for the BMME can be found in Refs. 2, 13, 16, and 67. The BMME is perturbative in the system-environment coupling up to the second, i.e. lowest non-vanishing order and assumes a separation of relaxation time-scales in the bath and the system.

### A. Model

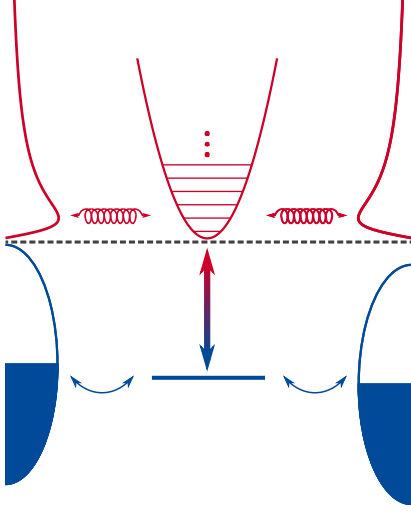


FIG. 2. Sketch of the model consisting of one electronic state and a single vibrational mode coupled to two bosonic and two fermionic baths, describing vibrational heat baths and electronic leads, respectively.

As sketched in Fig. 2, we consider a model system that consists of a single electronic state and a single vibrational mode, described by the Hamiltonian<sup>46,47,68,69</sup>

$$H_S = \Omega a^\dagger a + \varepsilon_0 d^\dagger d + \lambda(a^\dagger + a)d^\dagger d. \quad (15)$$

Here,  $a^\dagger$  and  $a$  are the creation and annihilation operators of the vibrational mode with frequency  $\Omega$  and  $d^\dagger$  and  $d$  are the creation and annihilation operators of the electronic state with energy  $\varepsilon_0$ . The electronic state is coupled to the vibrational mode via the coupling constant  $\lambda$ . The couplings to the respective environments have the form

$$H_{SF} = \sum_{\alpha,k} \left( \nu_{k\alpha} c_{k\alpha}^\dagger d + \text{h.c.} \right), \quad (16a)$$

$$H_{SB} = (a^\dagger + a) \sum_{\alpha,j} \xi_{j\alpha} \left( b_{j\alpha}^\dagger + b_{j\alpha} \right), \quad (16b)$$

and are specified by the spectral densities

$$J_{B_\alpha}(\omega) = \Lambda_{B_\alpha} \frac{\omega}{\Omega} \frac{\omega_{c\alpha}^2}{\omega_{c\alpha}^2 + \omega^2} \quad (17a)$$

$$J_{F_\alpha}(\varepsilon) = \Gamma_{F_\alpha} \frac{D_\alpha^2}{D_\alpha^2 + (\varepsilon - \mu_{F_\alpha})^2}. \quad (17b)$$

Here, we include the system frequency  $\Omega$  in the definition of the bosonic bath spectral density for two purposes. First, the behavior of the spectral density in the limit  $\omega \rightarrow 0$  does not depend on the cutoff frequency  $\omega_{c\alpha}$ . Second, the coupling strength  $\Lambda_{B_\alpha}$  has the dimension of an energy and defines a decay time.<sup>2</sup> The Lorentzian suppression of high-energy contributions by the cutoff frequency and the bandwidth  $D_\alpha$  is beneficial for the closed

Set	$\Gamma$	$D_\alpha$	$\Lambda$	$\omega_{c\alpha}$	$T$	$\Omega$	$\bar{\varepsilon}_0$
A	0.005	30	0.005	0.2	0.025	0.2	0.2
B	0.05	30	0.0425	0.05	0.025	0.2	0.2

TABLE I. Model parameters used in the calculations. All parameters are given in eV.

derivation of the HQME and allows for a straightforward use of the Padé decomposition scheme to approximate the correlation functions.<sup>57,70</sup> Throughout this work, we assume symmetric configurations, i.e.  $\Gamma_L = \Gamma_R = \frac{\Gamma}{2}$ , and  $\Lambda_L = \Lambda_R = \frac{\Lambda}{2}$ .

It is noted that this model has been studied extensively without bosonic baths using both approximate and numerically exact approaches.<sup>13,16,46,47,68,69,71,72</sup> For the explanation of the transport phenomena, the system part of the Hamiltonian is often diagonalized by the small polaron transformation via  $\bar{H} = SHS^\dagger$  with  $S = \exp\left(\frac{\lambda}{\Omega} d^\dagger d(a - a^\dagger)\right)$ . Thereby, the charging and discharging processes of the system induced by the fermionic environment are accompanied by de-/excitations of the vibrational mode with their transition amplitudes given by the so-called Franck-Condon matrix elements<sup>13,68,71,73</sup> and the electronic-vibrational interaction term in the system transforms to a shift of the electronic state energy  $\bar{\varepsilon}_0 = \varepsilon_0 - \frac{\lambda^2}{\Omega}$ . Applying the small polaron transformation also affects the coupling term to the bosonic environment. Accordingly, the shift of the electronic state energy and the Franck-Condon elements are no longer exact but perturbative up to lowest non-vanishing order in the system-environment coupling. A non-perturbative generalization of the transformation leads to a non-linear system-environment coupling.<sup>67</sup> Therefore, we do not use such a transformation for the combined fermionic and bosonic HQME considered here.

Subsequent to the introduction of the observables of interest, we show results for two parameter regimes specified in more detail in Tab. I. Parameter set A is chosen such that the perturbative treatment within the BMME is expected to be valid. In contrast, the system-environment coupling is enhanced as well as the cutoff frequency in the bosonic bath  $\omega_{c\alpha}$  is reduced in parameter set B. Both changes weaken the validity of the perturbative treatment of the model system by the BMME.

### B. Observables

System observables, such as the population of the electronic level or the vibrational excitation, can be directly evaluated from the reduced density matrix of the system. For environment-related observables, we employ the generating functional approach<sup>60–62</sup> to find expressions in terms of elements of the hierarchy. For the charge cur-

rent from lead  $F_\alpha$  into the system, we obtain<sup>38,40</sup>

$$I_{F_\alpha} = -e \left\langle \frac{dN_{F_\alpha}}{dt} \right\rangle = e \Gamma_{F_\alpha} \sum_{h_\alpha} s_h \text{Tr} \left\{ d^{\bar{s}h_\alpha} \rho_{|h_\alpha}^{(0|1)} \right\}. \quad (18)$$

The electronic (vibrational) heat current from lead  $F_\alpha$  (bath  $B_\alpha$ ) into the system is given by<sup>57,60</sup>

$$J_{F_\alpha} = - \left\langle \frac{dH_{F_\alpha}}{dt} \right\rangle + \mu_{F_\alpha} \left\langle \frac{dN_{F_\alpha}}{dt} \right\rangle = -i \Gamma_{F_\alpha} \sum_{h_\alpha} \omega_{h_\alpha} \text{Tr} \left\{ d^{\bar{s}h_\alpha} \rho_{|h_\alpha}^{(0|1)} \right\} - \frac{\mu_{F_\alpha}}{e} I_{F_\alpha}, \quad (19a)$$

$$J_{B_\alpha} = - \left\langle \frac{dH_{B_\alpha}}{dt} \right\rangle = i \Lambda_{B_\alpha} \sum_{g_\alpha} \omega_{g_\alpha} \text{Tr} \left\{ (a + a^\dagger) \rho_{g_\alpha}^{(1|0)} \right\} + \text{Im} \{ C_{B_\alpha}(0) \} \text{Tr} \left\{ (a + a^\dagger)^2 \rho^{(0|0)} \right\}. \quad (19b)$$

It should be noted that there exist different definitions of the heat current. For example, the expression  $J_{B_\alpha} = - \left\langle \frac{dH_{B_\alpha}}{dt} \right\rangle - \left\langle \frac{dH_{SB_\alpha}}{dt} \right\rangle$  was used in Refs. 61 and 74. In the steady state, which is considered in this work, these different definitions are equivalent to Eq. (19b), because the term  $\left\langle \frac{dH_{SB_\alpha}}{dt} \right\rangle$  vanishes.

It can be shown that expectation values of observables, which are quadratic in system and/or environment annihilation or creation operators, are exact for a noninteracting system ( $\lambda = 0$ ), if all contributions of fermionic and bosonic ADOs up to second tier are taken into account in the calculation. This statement includes the charge and heat currents and is a generalization of the statement for fermionic model systems.<sup>38,40</sup> For the interacting system considered here, the tier of ADOs required for convergence is checked in test calculations.

### C. Voltage driven charge and heat transport

First, we consider charge and heat transport driven by an external bias voltage. We start by recapitulating the well known charge current-voltage characteristics of the model system<sup>13,16,68</sup> and briefly discuss the changes induced by the bosonic environment.<sup>67</sup> To this end, we expose the model system to a symmetric external bias voltage  $\Phi$ , i.e.  $\mu_L = -\mu_R = \frac{e\Phi}{2}$ . As we do not apply a temperature difference and are not considering any other asymmetries of the contacts, the effect of the bosonic baths can be described by a single bath with the coupling strengths  $\Lambda = \Lambda_L + \Lambda_R$  and the environmental temperature  $T$ .

Figure 3 presents the vibrational excitation  $\langle a^\dagger a \rangle$ , the charge current  $I$ , and the differential conductance  $\frac{dI}{d\Phi}$  as a function of bias voltage  $\Phi$  for two different electronic-vibrational interaction strengths,  $\frac{\lambda}{\Omega}=1.5$  (red

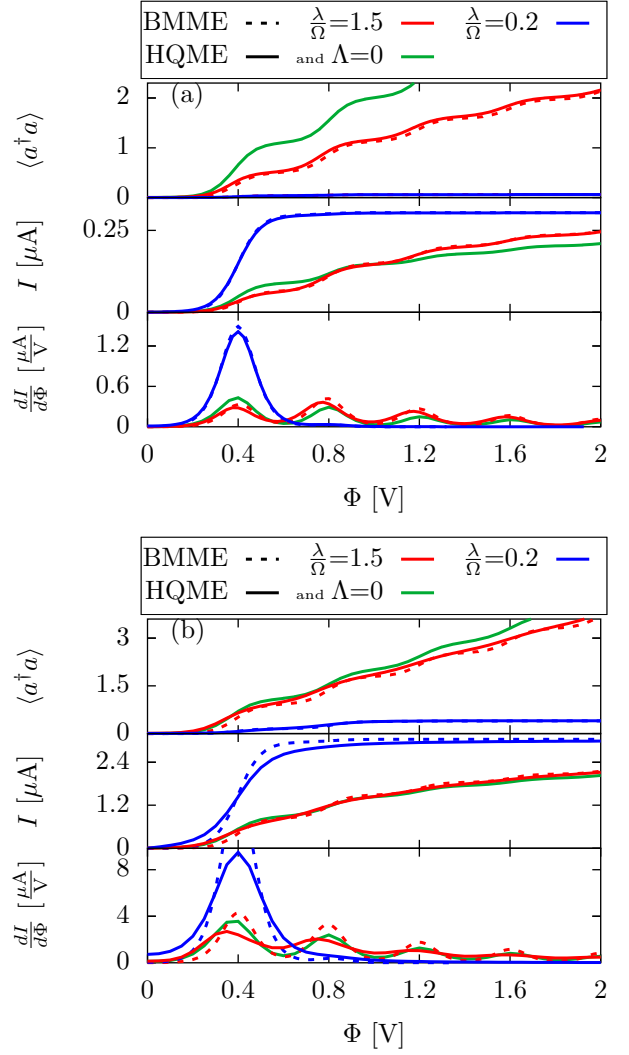


FIG. 3. Vibrational excitation  $\langle a^\dagger a \rangle$ , charge current  $I$ , and differential conductance  $\frac{dI}{d\Phi}$  as a function of bias voltage calculated for two different electronic-vibrational interaction strengths  $\lambda$ . Numerically exact HQME results (solid lines) are compared to perturbative BMME results (dashed lines). In panel (a) and (b), the parameters are chosen according to parameter sets A and B, respectively. The green solid line shows the HQME results without a bosonic environment ( $\Lambda = 0$ ) for  $\frac{\lambda}{\Omega} = 1.5$ .

lines) and  $\frac{\lambda}{\Omega}=0.2$  (blue lines). Panel (a) and (b) correspond to the results for the parameter set A and B in Tab. I, respectively. Furthermore, the effect of additional vibrational relaxation is illustrated by the comparison to results without a bosonic environment ( $\Lambda = 0$ ). The typical Franck-Condon step structure in the vibrational excitation- and the charge current-voltage characteristics<sup>13,16,68</sup> is slightly visible for weak electron-vibrational interaction ( $\frac{\lambda}{\Omega} = 0.2$ ) and becomes more pronounced for stronger interaction strengths ( $\frac{\lambda}{\Omega} = 1.5$ ). The peaks in the differential conductance-voltage characteristics are located at  $e\Phi \approx 2(\bar{\epsilon}_0 + n\Omega)$  with  $n \in \mathbb{N}$ .



At these bias voltages, resonant transport processes become active. The reduction of step heights for larger bias voltages and the according saturation of the charge current are related to the structure of the Franck-Condon matrix.<sup>16</sup>

Without relaxation of the vibrational mode by a bosonic bath ( $\Lambda = 0$ ), another prominent phenomenon is the vibrational instability, which describes very high excitations of the vibrational mode for large bias voltages and especially for weak electronic-vibrational interactions.<sup>72,75</sup> As pointed out before,<sup>16,76</sup> this effect is based on the dominance of electron-hole pair creation processes for the cooling mechanism. Introducing the additional vibrational relaxation by an environment, this dominance is reduced with increasing coupling strength.<sup>67,69</sup> As a result, the vibrational excitation for weak electronic-vibrational interaction is lower than for stronger interactions in the regime of large bias voltages. Furthermore, the vibrational relaxation reduces the population of highly vibrational excited states of the system. This affects the charge transport processes for strong electronic-vibrational interaction in two different ways. For small bias voltages, processes starting with an excited vibration are less likely and the charge current is accordingly lowered. On the contrary, transitions with a high energy transfer into the vibration are favored by the electronic-vibrational interaction for higher bias voltages. Their likelihood is enhanced by the vibrational environment and consequently the charge current is increased. In addition, it is known that the damping of a bare harmonic oscillator by a bosonic bath leads to a reduction of the harmonic oscillator frequency.<sup>1,77</sup> The effect of this frequency renormalization is reflected in the shift of the peak positions in the differential conduction to lower bias voltages with the introduction of the bosonic bath.

For weak system-environment coupling, the Born-Markov approximation is expected to be valid. This is confirmed by the agreement of the BMME and the HQME results in this parameter regime (cf. Fig. 3 (a)). In contrast, stronger coupling strengths increase the importance of co-tunneling and other higher-order processes, which result in a broadening of the electronic energy level and, for interacting systems, in an additional shift of the characteristic energies of transport processes (cf. Fig. 3 (b)). As the BMME allows only for sequential tunneling processes, it neglects these effects and deviations to the numerically exact HQME become more pronounced for stronger coupling strengths.

Besides differences in the charge current, the bosonic environment also induces a heat current from the electronic into the vibrational degrees of freedom. Figure 4 depicts the heat current  $J_{\text{vib}} = -\sum_{\alpha} J_{B_{\alpha}}$  from the electronic environment into the vibrational environment and its differential behavior as a function of bias voltage. We observe a step-like increase of the vibrational excitation and the heat current with bias voltage, which is in accordance with the expected excitation of the vibrational mode and its damping by the vibrational envi-

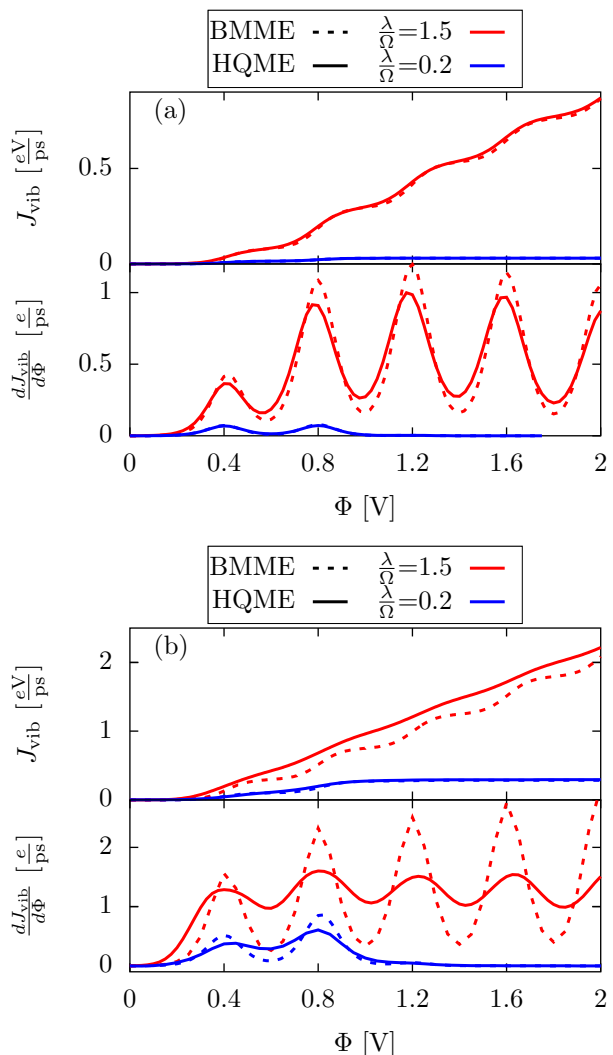


FIG. 4. Heat current  $J_{\text{vib}}$  from the electronic into the bosonic environment as a function of bias voltage and its differential behavior. In panel (a) and (b), the parameters are chosen according to parameter sets A and B, respectively.

ronment. Analogous to the charge current, the steps in the heat current are connected to the onset of resonant emission processes that involve more and more vibrational quanta. In addition, a decrease of the relative step heights with decreasing electronic-vibrational interaction is observed, which is caused by the suppression of processes that involve multiple vibrational quanta. However, the step heights remain almost constant with increasing bias voltage. The latter observation is a result of the interplay of the reduction of the Franck-Condon matrix elements for processes with a higher energy transfer into the vibrational degree of freedom<sup>68</sup> and the increase of the transferred energy by these processes.

Increasing the non-Markovianity of the environmental damping by reducing the cutoff frequency  $\omega_c$  of the bosonic bath and increasing the coupling strengths to

both environments, the BMME results deviate significantly from the numerically exact HQME results (cf. Fig. 4 (b)). Again, we observe that the higher-order processes included in the HQME lead to a broadening in the arising step structure and a shift of the step positions.

#### D. Thermally driven charge and heat transport

Another important type of transport processes in nanostructures is charge and heat transport induced by a temperature difference of the reservoirs. For purely electronic transport, such processes result in thermoelectric phenomena. Here, we apply temperature differences  $\Delta T$  by heating the left fermionic and bosonic bath  $T_L = T + \Delta T$  but without introducing an external bias voltage. The temperature of the right reservoirs remains constant.

Figure 5 shows the charge current and its differential behavior as a function of the applied temperature difference. Overall, the thermally driven charge current does not exhibit such pronounced features as the bias voltage induced charge current, because the temperature is a smoother driving force. Nevertheless, we observe a suppression of the charge current for stronger electronic-vibrational interactions, which occurs due to the Franck-Condon blockade of transport channels. For weak electronic-vibrational interaction, the thermally driven charge transport is mainly carried by elastic processes. The peak in the differential conductance can be understood by the difference between the Fermi-distribution functions evaluated at the energy of the polaron shifted electronic state  $\bar{\epsilon}_0$ . In contrast, many different transport channels are contributing to the charge current in the strong electronic-vibrational interaction case, as discussed for the bias voltage driven transport in the section above. As these processes have different and higher threshold energies, their smooth onset induced by the temperature difference reduces the peak in the differential behavior of the charge current.

For weak-coupling, the BMME and HQME results agree very well (cf. Fig. 5 (a)). For stronger coupling, the differences of the charge currents obtained with the HQME and BMME methods (cf. Fig. 5 (b)) are explained by the energy level broadening. On the one hand, the charge current for small temperature differences is larger than predicted by the BMME, because the broadening of the characteristic energy of transport processes enables the onset of these processes earlier. On the other hand, a part of the transport processes is shifted to higher energies, which get less effectively driven by a temperature difference. Accordingly, the charge current is reduced for large temperature differences by the broadening.

Figure 6 presents the heat current leaving the left electronic bath  $J_{F_L}$ , the heat current leaving the left bosonic bath  $J_{B_L}$  and their added differential thermal conductivity  $\frac{dJ_L}{d\Delta T} = \frac{J_{F_L} + J_{B_L}}{d\Delta T}$  as a function of the temperature difference  $\Delta T$ . In the weak system-environment coupling

regime (cf. Fig. 6 (a)), we observe an increase of the heat current out of the hot electronic bath in accordance with the behavior of the charge current. Due to Franck-Condon blockade of transport channels, the heat current for stronger electronic-vibrational interaction is reduced. In comparison to the charge current, the reduction is less pronounced as the processes with higher thresholds are realized by electrons that induce a vibrational energy transfer of multiple vibrational quanta. The heat current out of the hot vibrational bath rises with increasing temperature difference without strong dependence on the electronic-vibrational coupling for a weak system-environment coupling.

Stronger system-environment couplings (cf. Fig. 6 (b)) affect the electronic heat current analogous to the charge current. As the cooling of the vibration by electrons

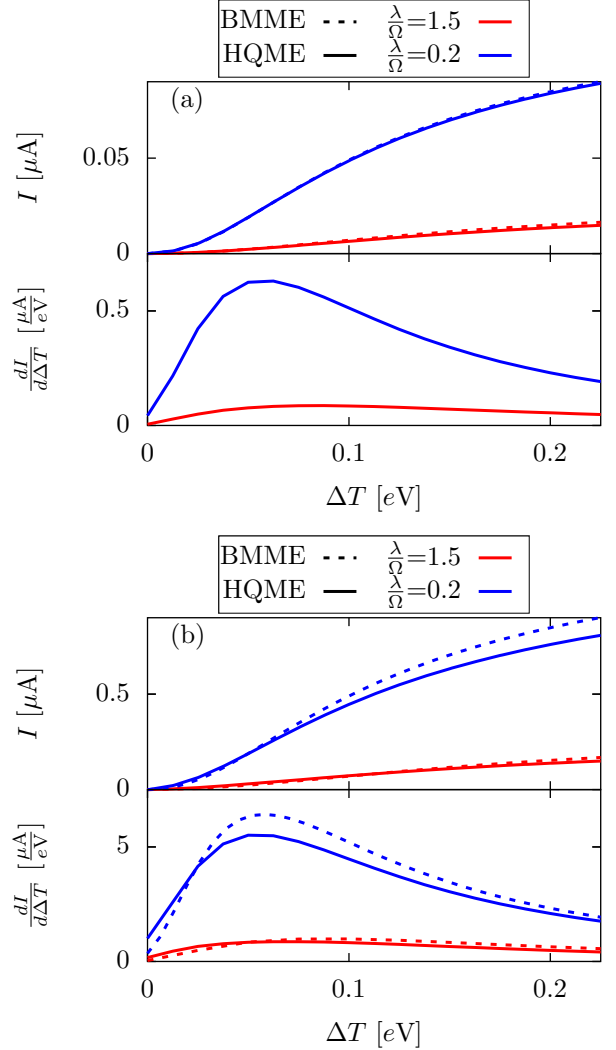


FIG. 5. Charge current  $I$  and its differential behavior with respect to the applied temperature difference. In panel (a) and (b), the parameters are chosen according to parameter sets A and B, respectively.

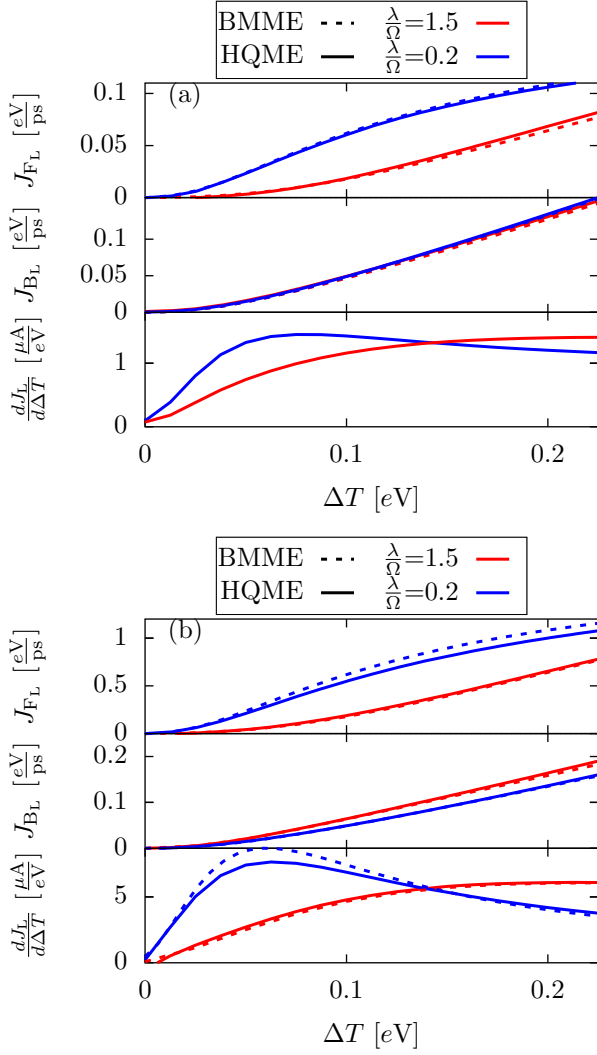


FIG. 6. Heat currents out of the left contact for the bosonic and fermionic baths and their added differential thermal conductivity as a function of temperature difference. In panel (a) and (b), the parameters are chosen according to parameter sets A and B, respectively.

gets more effective with increasing system-environment coupling,<sup>69</sup> the dependence on the electronic-vibrational coupling increases as well.

### E. Computational aspects and numerical convergence

We finally discuss numerical aspects of the importance criterion and the numerical convergence of the HQME method. For the computational treatment of the HQME approach (cf. Eq. (12)), the number of explicitly considered ADOs is reduced, without losing any information, by utilizing the symmetries of the ADOs within one

$m \setminus n$	0	1	2	3	4
0	1	26	1 001	19 500	255 775
1	4	104	4 004	78 000	1 023 100
2	10	260	10 010	195 000	2 557 750
3	20	520	20 020	390 000	5 115 500
4	35	910	35 035	682 500	8 952 125

TABLE II. Total number of independent ADOs of type  $\rho_{g|h}^{(m|n)}$  in the hierarchy for the bias voltage driven cases. One bosonic bath and two fermionic baths as well as three bosonic and twelve fermionic Padé poles are used.

tier,<sup>38,40,57</sup> i.e.

$$\rho_{g_1 g_2 \dots g_m | h_1 \dots h_n}^{(m|n)} = \rho_{g_2 g_1 g_3 \dots g_m | h_1 \dots h_n}^{(m|n)}, \quad (20a)$$

$$\rho_{g_1 \dots g_m | h_1 h_2 \dots h_n}^{(m|n)} = -\rho_{g_2 g_1 g_3 \dots g_m | h_2 h_1 h_3 \dots h_n}^{(m|n)}, \quad (20b)$$

$$\rho_{g_1 \dots g_m | h_1 \dots h_n}^{(m|n)} = (-1)^m \rho_{g_1 \dots g_m | \bar{h}_n \dots \bar{h}_1}^{(m|n)\dagger}. \quad (20c)$$

For an exemplary case, Tab. II shows the number of independent ADOs, which have to be considered in the different tiers of the HQME. It demonstrates the strong increase of the number of ADOs with increasing order of the two-fold hierarchy. Without the application of an importance criterion, the large number of ADOs in higher orders renders the numerical simulation intractable, because all of them need to be saved in the memory. Table III shows that the importance criterion, Eq. (14), reduces the number of independent ADOs, which have to be considered, very effectively for the two-fold fermionic-bosonic hierarchy.

Next, we consider the consistency of this importance criterion. To this end, Fig. 7 shows exemplarily the effect of using the importance criterion on the convergence of charge or heat currents. Specifically, we depict the charge current-voltage and the heat current-voltage characteristics for different threshold values considered. As the importance estimate for the ADOs within the fermionic part of the hierarchy is similar to the original definition by Härtle *et al.*<sup>40</sup>, our observations in the bias voltage driven charge current are also similar. For large bias voltages, i.e. deep in the resonant transport regime, the results obtained with a high threshold value show little deviations to converged results. Approaching the non-resonant regime,  $e\Phi < 2\varepsilon_0$ , these deviations become sig-

$o_{\max} \setminus \theta$	$10^{-3}$	$10^{-5}$	$10^{-7}$	$10^{-9}$	0
2	39	330	1 981	4 957	15 420
3	39	383	4 057	21 644	718 480
4	39	383	4 223	30 570	19 341 210

TABLE III. Number of ADOs, which are considered within the HQME for different truncation levels  $\rho_{g|h}^{(m|n)}$  with  $m, n \leq o_{\max}$  and different importance threshold values  $\theta$  for the parameters from set A (s. Tab. I).



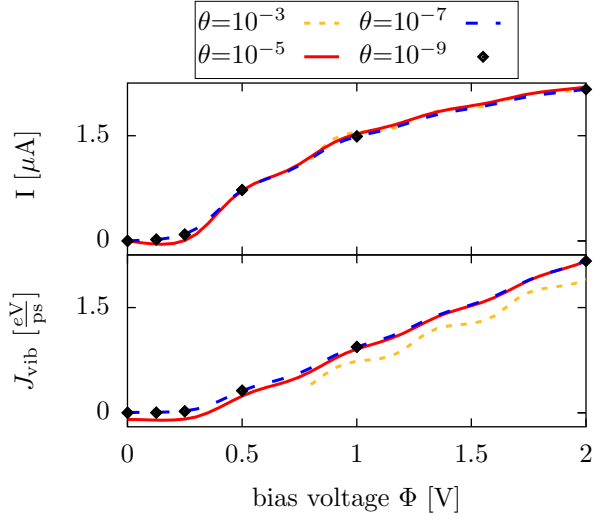


FIG. 7. Convergence with respect to the used threshold value  $\theta$  for the charge and heat current as a function of bias voltage for parameter set B. Included are ADOs  $\rho_{g|h}^{(m|n)}$  with  $m, n \leq 4$ .

nificant. For too large thresholds, we observe unphysical negative charge currents or even fail to obtain a stationary state result. The latter is caused by the occurrence of positive real parts in the eigenvalues of the propagation matrix for the system. The influence of these eigenvalues might be eliminated by the projection method suggested by Dunn *et al.*<sup>65</sup>.

The composition of ADOs in the heat current differs from that of the charge current and, thus, the convergence behavior with respect to the threshold value changes. We observe a deviation for large threshold values over the whole voltage bias window shown. This deviation decreases systematically by lowering the threshold value. As observed for the charge current, the convergence with respect to the threshold value is slower in the non-resonant regime.

Figure 8 illustrates the convergence of the HQME results for a fixed threshold value of  $\theta = 10^{-9}$  with increasing truncation order  $o_{\max}$ , which specifies the considered ADOs  $\rho_{g|h}^{(m|n)}$   $m, n \leq o_{\max}$ . For the parameters considered, the results obtained for the different orders agree in the non-resonant regime, indicating convergence already for  $o_{\max} = 2$ . In the resonant regime, small shifts in the peak positions in the resonant regime are seen for lower  $o_{\max}$ , which are more pronounced in the heat current than in the charge current. These are caused by frequency corrections introduced by higher-order effects of the vibrational bath, which require the inclusion of ADOs with at least  $o_{\max} = 3$ .

Finally, we comment on the computational effort required to solve the HQME equations, especially the runtime, using as an example the data in Fig. 3. The data were obtained by the time-propagation of the HQME into its stationary state using the Runge-Kutta-Fehlberg algo-

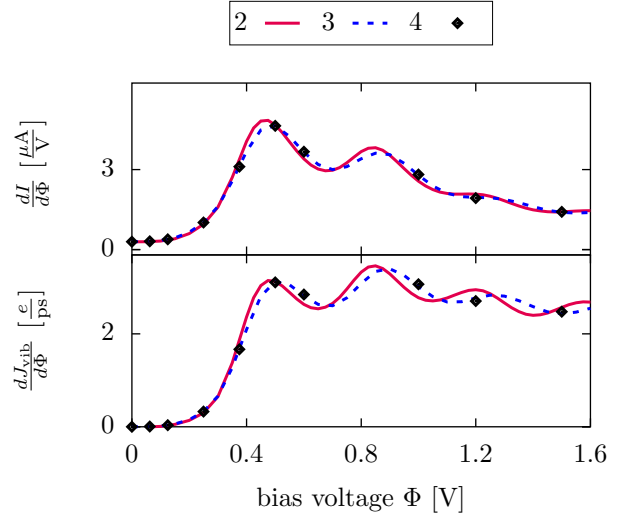


FIG. 8. Convergence with respect to the used truncation order for the charge and heat current as a function of bias voltage. Included are ADOs  $\rho_{g|h}^{(m|n)}$  with  $m, n \leq 2, 3, 4$ . The chosen parameters are  $\bar{\epsilon}_0 = 0.3$  eV,  $\frac{\lambda}{\Omega} = 1.5$ ,  $\Omega = 0.2$  eV,  $T = 0.025$  eV,  $\Lambda = 0.0825$  eV,  $\Gamma = 0.1$  eV with one vibrational bath and two fermionic baths.

rithm based on sparse matrix vector multiplication from the Intel MKL library. The runtimes for the different parameter regimes needed by a four-threaded execution on four CPUs of an Intel Xeon E6252 Gold processor are in the range of five hours for parameter set A and twenty hours for parameter set B. The main reason for the different runtimes in the two parameters sets is the different system-environment coupling strengths. The number of ADOs, which have to be considered for converged results, increases strongly for larger coupling strengths. Its effect on the runtime outweighs the effect of reduced propagation times caused by the enhanced damping of the internal system dynamics. We also note that the computational effort does not depend significantly on the bias voltage and the strength of the electronic-vibrational coupling.

#### IV. CONCLUSION

In this work, we have formulated the HQME method for open quantum systems involving multiple bosonic and fermionic environments. This extended approach allows the study of quantum transport through nanosystems induced by bias voltages and/or temperature differences in a numerically exact manner for both types of environments on equal footing. To facilitate efficient simulations with the extended HQME method, we have also formulated an importance criterion for the elements of the hierarchical structure, which reduces the computational effort to a manageable level without compromising the ability to control the numerical convergence.

In order to demonstrate the performance of the extended HQME method, we have applied it to a generic interacting model of electronic and vibrational charge and heat transport in a molecular junction. The results show the intricate interplay of electronic and vibrational degrees of freedom in this nonequilibrium transport scenario for both voltage and thermally driven transport processes.

Applications of the extended HQME method to more complex models and/or time-dependent setups are possible and promise to reveal further interesting physical effects in nanosystems. The approach may also provide new opportunities to study fundamental questions

of quantum thermodynamics in nanosystems beyond linear response and weak coupling in a numerically exact way.

## ACKNOWLEDGEMENTS

This work was supported by a research grant of the German Research Foundation (DFG). Y.K. thanks the Alexander von Humboldt Foundation for the award of a Research Fellowship. Furthermore, support by the state of Baden-Württemberg through bwHPC and the DFG through grant no INST 40/575-1 FUGG (JUSTUS 2 cluster) is gratefully acknowledged.

- 
- <sup>1</sup> U. Weiss, *Quantum Dissipative Systems*, 2nd ed., Series in modern condensed matter physics (World Scientific, Singapore, 1999).
  - <sup>2</sup> H.-P. Breuer and F. Petruccione, *The Theory of Open Quantum Systems* (Oxford University Press, Oxford, 2007).
  - <sup>3</sup> D. Loss and D. P. DiVincenzo, Phys. Rev. A **57**, 120 (1998).
  - <sup>4</sup> K. D. Petersson, L. W. McFaul, M. D. Schroer, M. Jung, J. M. Taylor, A. A. Houck, and J. R. Petta, Nat. **490**, 380 (2012).
  - <sup>5</sup> P. G. Piva, G. A. DiLabio, J. L. Pitters, J. Zikovsky, M. Rezeq, S. Dogel, W. A. Hofer, and R. A. Wolkow, Nat. **435**, 658 (2005).
  - <sup>6</sup> H. Song, Y. Kim, Y. H. Jang, H. Jeong, M. A. Reed, and T. Lee, Nat. **462**, 1039 (2009).
  - <sup>7</sup> Y. Dubi and M. Di Ventra, Rev. Mod. Phys. **83**, 131 (2011).
  - <sup>8</sup> C. M. Finch, V. M. García-Suárez, and C. J. Lambert, Phys. Rev. B **79**, 033405 (2009).
  - <sup>9</sup> O. Karlström, H. Linke, G. Karlström, and A. Wacker, Phys. Rev. B **84**, 113415 (2011).
  - <sup>10</sup> C. Caroli, R. Combescot, P. Nozieres, and D. Saint-James, J. Phys. C: Solid State Phys. **5**, 21 (1972).
  - <sup>11</sup> P. Hyldgaard, S. Hershfield, J. Davies, and J. Wilkins, Ann. Phys. **236**, 1 (1994).
  - <sup>12</sup> M. Galperin, A. Nitzan, and M. A. Ratner, Phys. Rev. B **73**, 045314 (2006).
  - <sup>13</sup> A. Mitra, I. Aleiner, and A. J. Millis, Phys. Rev. B **69**, 245302 (2004).
  - <sup>14</sup> C. Timm, Phys. Rev. B **77**, 195416 (2008).
  - <sup>15</sup> M. Leijnse and M. R. Wegewijs, Phys. Rev. B **78**, 235424 (2008).
  - <sup>16</sup> R. Härtle and M. Thoss, Phys. Rev. B **83**, 115414 (2011).
  - <sup>17</sup> H. Ness, S. A. Shevlin, and A. J. Fisher, Phys. Rev. B **63**, 125422 (2001).
  - <sup>18</sup> M. Čížek, M. Thoss, and W. Domcke, Phys. Rev. B **70**, 125406 (2004).
  - <sup>19</sup> M. Caspary Toroker and U. Peskin, J. Chem. Phys. **127**, 154706 (2007).
  - <sup>20</sup> M. A. Laakso, D. M. Kennes, S. G. Jakobs, and V. Meden, New J. Phys. **16**, 023007 (2014).
  - <sup>21</sup> A. Khedri, V. Meden, and T. A. Costi, Phys. Rev. B **96**, 195156 (2017).
  - <sup>22</sup> A. Khedri, T. A. Costi, and V. Meden, Phys. Rev. B **98**, 195138 (2018).
  - <sup>23</sup> J. Liu and D. Segal, Phys. Rev. B **101**, 155406 (2020).
  - <sup>24</sup> R. Hütten, S. Weiss, M. Thorwart, and R. Egger, Phys. Rev. B **85**, 121408(R) (2012).
  - <sup>25</sup> S. Weiss, R. Hütten, D. Becker, J. Eckel, R. Egger, and M. Thorwart, Phys. Status Solidi B **250**, 2298 (2013).
  - <sup>26</sup> L. Simine and D. Segal, J. Chem. Phys. **138**, 214111 (2013).
  - <sup>27</sup> L. Mühlbacher and E. Rabani, Phys. Rev. Lett. **100**, 176403 (2008).
  - <sup>28</sup> M. Schiró and M. Fabrizio, Phys. Rev. B **79**, 153302 (2009).
  - <sup>29</sup> J. Klatt, L. Mühlbacher, and A. Komnik, Phys. Rev. B **91**, 155306 (2015).
  - <sup>30</sup> H. Wang and M. Thoss, J. Chem. Phys. **131**, 024114 (2009).
  - <sup>31</sup> E. Y. Wilner, H. Wang, M. Thoss, and E. Rabani, Phys. Rev. B **90**, 115145 (2014).
  - <sup>32</sup> H. Wang and M. Thoss, J. Chem. Phys. **145**, 164105 (2016).
  - <sup>33</sup> F. B. Anders and A. Schiller, Phys. Rev. B **74**, 245113 (2006).
  - <sup>34</sup> A. Jovchev and F. B. Anders, Phys. Rev. B **87**, 195112 (2013).
  - <sup>35</sup> G. Cohen and E. Rabani, Phys. Rev. B **84**, 075150 (2011).
  - <sup>36</sup> Y. Tanimura and R. Kubo, J. Phys. Soc. Jpn. **58**, 101 (1989).
  - <sup>37</sup> Y. Tanimura, Phys. Rev. A **41**, 6676 (1990).
  - <sup>38</sup> J. Jin, X. Zheng, and Y. Yan, J. Chem. Phys. **128**, 234703 (2008).
  - <sup>39</sup> X. Zheng, R. Xu, J. Xu, J. Jin, J. Hu, and Y. Yan, Prog. Chem. **24**, 1129 (2012).
  - <sup>40</sup> R. Härtle, G. Cohen, D. R. Reichman, and A. J. Millis, Phys. Rev. B **88**, 235426 (2013).
  - <sup>41</sup> R. Härtle, G. Cohen, D. R. Reichman, and A. J. Millis, Phys. Rev. B **92**, 085430 (2015).
  - <sup>42</sup> D. Hou, S. Wang, R. Wang, L. Ye, R. Xu, X. Zheng, and Y. Yan, J. Chem. Phys. **142**, 104112 (2015).
  - <sup>43</sup> C. Schinabeck, A. Erpenbeck, R. Härtle, and M. Thoss, Phys. Rev. B **94**, 201407(R) (2016).
  - <sup>44</sup> L. Z. Ye, X. Zheng, Y. J. Yan, and M. Di Ventra, Phys. Rev. B **94**, 245105 (2016).

- <sup>45</sup> S. Wenderoth, J. Bätge, and R. Härtle, Phys. Rev. B **94**, 121303(R) (2016).
- <sup>46</sup> C. Schinabeck, R. Härtle, and M. Thoss, Phys. Rev. B **97**, 235429 (2018).
- <sup>47</sup> C. Schinabeck and M. Thoss, Phys. Rev. B **101**, 075422 (2020).
- <sup>48</sup> Y. Tanimura, J. Chem. Phys. **153**, 020901 (2020).
- <sup>49</sup> R. P. Feynman, Phys. Rev. **84**, 108 (1951).
- <sup>50</sup> R. Feynman and F. Vernon, Ann. Phys. **24**, 118 (1963).
- <sup>51</sup> A. Ishizaki and Y. Tanimura, J. Phys. Soc. Jpn. **74**, 3131 (2005).
- <sup>52</sup> Y. Tanimura, J. Phys. Soc. Jpn. **75**, 082001 (2006).
- <sup>53</sup> J. M. Moix and J. Cao, J. Chem. Phys. **139**, 134106 (2013).
- <sup>54</sup> A. Erpenbeck, C. Hertlein, C. Schinabeck, and M. Thoss, J. Chem. Phys. **149**, 064106 (2018).
- <sup>55</sup> J. Hu, R.-X. Xu, and Y. Yan, J. Chem. Phys. **133**, 101106 (2010).
- <sup>56</sup> J. Hu, M. Luo, F. Jiang, R.-X. Xu, and Y. Yan, J. Chem. Phys. **134**, 244106 (2011).
- <sup>57</sup> A. Kato and Y. Tanimura, J. Chem. Phys. **143**, 064107 (2015).
- <sup>58</sup> A. Erpenbeck and M. Thoss, J. Chem. Phys. **151**, 191101 (2019).
- <sup>59</sup> For the bosonic hierarchy the index order is not relevant. In contrast the index order is important for the fermionic hierarchy.
- <sup>60</sup> A. Kato and Y. Tanimura, J. Chem. Phys. **145**, 224105 (2016).
- <sup>61</sup> L. Song and Q. Shi, Phys. Rev. B **95**, 064308 (2017).
- <sup>62</sup> J. Schwinger, J. Math. Phys. **2**, 407 (1961).
- <sup>63</sup> Q. Shi, L. Chen, G. Nan, R.-X. Xu, and Y. Yan, The Journal of Chemical Physics **130**, 084105 (2009).
- <sup>64</sup> B. Popescu, H. Rahman, and U. Kleinekathöfer, J. Chem. Phys. **142**, 154103 (2015).
- <sup>65</sup> I. S. Dunn, R. Tempelaar, and D. R. Reichmann, J. Chem. Phys. **150**, 184109 (2019).
- <sup>66</sup> H. Rahman and U. Kleinekathöfer, J. Chem. Phys. **150**, 244104 (2019).
- <sup>67</sup> F. Haupt, F. Cavaliere, R. Fazio, and M. Sassetti, Phys. Rev. B **74**, 205328 (2006).
- <sup>68</sup> J. Koch and F. von Oppen, Phys. Rev. Lett. **94**, 206804 (2005).
- <sup>69</sup> R. Härtle, C. Schinabeck, M. Kulkarni, D. Gelbwaser-Klimovsky, M. Thoss, and U. Peskin, Phys. Rev. B **98**, 081404(R) (2018).
- <sup>70</sup> H. Xie, F. Jiang, H. Tian, X. Zheng, Y. Kwok, S. Chen, C. Yam, Y. Yan, and G. Chen, J. Chem. Phys. **137**, 044113 (2012).
- <sup>71</sup> J. Koch, F. von Oppen, Y. Oreg, and E. Sela, Phys. Rev. B **70**, 195107 (2004).
- <sup>72</sup> R. Härtle, C. Benesch, and M. Thoss, Phys. Rev. Lett. **102**, 146801 (2009).
- <sup>73</sup> J. Koch, F. von Oppen, and A. V. Andreev, Phys. Rev. B **74**, 205438 (2006).
- <sup>74</sup> K. A. Velizhanin, H. Wang, and M. Thoss, Chem. Phys. Lett. **460**, 325 (2008).
- <sup>75</sup> J. Koch, M. Semmelhack, F. von Oppen, and A. Nitzan, Phys. Rev. B **73**, 155306 (2006).
- <sup>76</sup> R. Härtle and M. Thoss, Phys. Rev. B **83**, 125419 (2011).
- <sup>77</sup> H. Grabert, P. Schramm, and G.-L. Ingold, Phys. Rep. **168**, 115 (1988).