

From Extreme Multi-label to Multi-class: A Hierarchical Approach for Automated ICD-10 Coding Using Phrase-level Attention

Cansu Sen
cansu@codamatrix.com
CodaMetrix

Javed Aslam
jay@codamatrix.com
CodaMetrix

Bingyang Ye
bingyang@codamatrix.com
CodaMetrix

Amir Tahmasebi
atahmasebi@enlitic.com
CodaMetrix, Enlitic

ABSTRACT

Clinical coding is the task of assigning a set of alphanumeric codes, referred to as ICD (International Classification of Diseases), to a medical event based on the context captured in a clinical narrative. The latest version of ICD, ICD-10, includes more than 70,000 codes. As this is a labor-intensive and error-prone task, automatic ICD coding of medical reports using machine learning has gained significant interest in the last decade. Existing literature has modeled this problem as a multi-label task. Nevertheless, such multi-label approach is challenging due to the extremely large label set size. Furthermore, the interpretability of the predictions is essential for the end-users (e.g., healthcare providers and insurance companies). In this paper, we propose a novel approach for automatic ICD coding by reformulating the extreme multi-label problem into a simpler multi-class problem using a hierarchical solution. We made this approach viable through extensive data collection to acquire phrase-level human coder annotations to supervise our models on learning the specific relations between the input text and predicted ICD codes. Our approach employs two independently trained networks, the sentence tagger and the ICD classifier, stacked hierarchically to predict a codeset for a medical report. The sentence tagger identifies *focus sentences* containing a medical event or concept relevant to an ICD coding. Using a supervised attention mechanism, the ICD classifier then assigns each focus sentence with an ICD code. The proposed approach outperforms strong baselines by large margins of 23% in subset accuracy, 18% in micro-F1, and 15% in instance-based F-1. With our proposed approach, interpretability is achieved not through implicitly learned attention scores but by attributing each prediction to a particular sentence and words selected by human coders.

1 INTRODUCTION

Clinical notes are free text narratives generated by healthcare professionals during patient encounters. These notes often contain crucial details regarding patient health, along with expert insights. They are typically accompanied by a set of alphanumeric codes from the International Classification of Diseases (ICD), which present a standardized way of capturing and communicating diagnoses and procedures performed during the encounter within care workflows. ICD codes have various uses, ranging from billing to predictive modeling of patient state [1, 4, 14] and population health analytics. Typically, there is a dedicated team of trained personnel within

the billing department who assign ICD codes for every encounter based on the content of corresponding clinical notes. Because manual code assignment, referred to as *coding*, is time-consuming and prone to human error, automatic coding has gained vast interest among machine learning researchers in recent years [24, 26, 28].

Automatic ICD coding is a challenging task for several reasons. First, the label space is high-dimensional with over 70,000 codes according to 2020 ICD-10-CM guidelines¹. When modeled as a machine learning task, this corresponds to an extreme multi-label prediction. Second, clinical notes contain a summary of all findings and diagnoses observed during the current visit, as well as relevant findings from prior visits for comparison. For billing ICD coding, certain findings are only “codable” that are essential for the current visit. For example, R91.8 (i.e., Other nonspecific abnormal finding of lung field) is a relevant ICD-10 code to capture and code a lung nodule detected during a follow-up chest CT imaging procedure; however, it is not an appropriate code if the nodule was detected incidentally during a chest XRAY imaging performed for a fracture diagnosis. Thus, identifying relevant information for ICD coding is challenging for machine learning-based approaches. This has resulted in ICD *over-coding*, predicting too many irrelevant ICD codes. Finally, neural network-based text classification, which is frequently used for automatic ICD coding, tends to be “black-box” in the sense that the models are difficult to interpret. Nevertheless, in the clinical setting, interpretability is paramount to provide clinicians insights into how models make particular predictions.

Many works have recently tried to (partially) address these challenges and propose methods for automatic ICD coding of clinical notes. Since each document may be assigned one or multiple ICD codes, existing work heavily leans toward multi-label modeling [14, 24, 26]. Even though this is an intuitive approach, it struggles with resolving some of the challenges, such as large label space. The task becomes predicting a handful of labels among tens of thousands of possible label candidates. These works also input either the entire note or only a portion of the note into the machine learning model. The former approach complicates the problem due to extreme input size, while the latter approach risks ignoring potentially relevant information from other note sections. Further, many works attempt to seek a remedy for the lack of interpretability of the neural network models by using attention mechanisms in their model design. However, recent research has shown that

¹<https://www.cms.gov/Medicare/Coding/ICD10/2020-ICD-10-CM>

attention scores may not necessarily give selective and meaningful scores for the input words [8, 21]. Overall, these approaches remain suboptimal.

This paper embraces a novel approach for automatic ICD coding by turning the extreme multi-label task into a multi-class classification problem with a hierarchical solution. Our proposed architecture consists of two standalone models working at different levels. The first level model, referred to as the *sentence tagger*, takes all sentences from a clinical report as input and identifies the ones that contain a clinical event or concept relevant to ICD coding. Using a Long Short-Term Memory Network (LSTM) architecture, it tags each sentence either as a focus sentence or not. If a sentence is tagged as a focus sentence, it is then passed to the second level model, the *ICD classifier*. The ICD classifier consists of multiple LSTM networks and a supervised attention mechanism for assigning each focus sentence an appropriate ICD code. Finally, we implement an end-to-end pipeline using our two models hierarchically to generate the final codeset for the whole note.

Our approach relies on sentence-level supervision for the first level to identify focus sentences and word-level supervision for the second level with attention supervision. To this end, we collected a large dataset, PAP: **P**hase-level **A**notation for **P**athology, from a large medical institution. We recruited multiple coders for ICD coding of pathology reports and annotated the corresponding evidence for each assigned ICD code.

The biggest barrier for the deep learning-based models proposed for automatic ICD coding is their lack of interpretability. Our model solves this problem in two ways. First, since our sentence tagger operates at the sentence level, we can point at a single sentence as the reason for a particular ICD prediction. Second, the supervised attention mechanism further identifies the exact word(s) within a sentence as the prediction reasoning. Supervising the attention mechanism with human feedback ensures learning from human coders instead of learning the attention scores unsupervised.

Our contributions in this paper are as follows:

- To the best of our knowledge, we propose the first work to model the ICD prediction task as a multi-class classification problem by breaking it into two sub-tasks. We achieve this through an extensive data collection effort.
- To the best of our knowledge, our proposed method is the first in its kind to address interpretability for automatic ICD coding via rendering superior interpretability with the help of two-level design and supervised attention. Interpretability is vital for the ICD prediction task for bringing it one step closer to full automation.
- Our extensive experimental results demonstrate significant outperformance compared to existing state-of-the-art baseline models on a relatively large dataset.

2 RELATED WORK

In recent years, several works have proposed machine learning models for automatic ICD coding. Many of these approaches rely on variants of Convolutional Neural Networks (CNNs) and LSTMs. In [28], authors use an ensemble of a character level CNN, Bidirectional-LSTM, and word level CNN to derive ICD code predictions. Another study proposes a tree-of-sequences LSTM architecture to capture

the hierarchical relationship among codes and the semantics of each code [27].

Other works further incorporate the attention mechanisms introduced by [2] to better utilize information buried in longer input sequences. In [14], authors explore attentional convolutional networks. They aim to bring interpretability to a model’s predicted codes with the help of per-label attention. In Baumel et al. [3], the authors introduce a Hierarchical Attention bidirectional Gated Recurrent Unit (HA-GRU) architecture. Character-aware LSTM’s with attention are utilized to generate sentence representations from specific subsections of discharge summaries [24]. In [19], memory networks draw from discharge summaries and general-text from Wikipedia to predict top ICD codes.

A major motivation factor for using attention mechanisms is to incorporate interpretability into designed architecture. However, this claim is disputed by the recent literature [8, 21]. Even though attention mechanisms help improve the model performance, attention scores may not necessarily give selective and meaningful scores for the model inputs. To overcome this challenge, ways of attention supervision have been proposed for several tasks such as image classification and event detection [12, 16, 17, 31]. However, supervised attention has not been applied to the ICD coding problem.

Clinical notes are typically long documents with thousands of words in each note. ML architectures designed for ICD coding must be able to tackle this long input size. Some existing work bypasses this problem by manually extracting the most-relevant subsection from the clinical report (i.e., discharge diagnosis section from discharge summaries) [19, 24]. This approach simplifies the task by shortening the input length but risks discarding relevant information. Our two-level approach is capable of handling long documents, and thus, it eliminates the need to omit information or sections from the clinical notes.

A significant number of prior work, if not all, use MIMIC-III dataset [9] for their experimental evaluation [7, 11, 14, 24, 27, 28]. The MIMIC-III dataset contains ICD-9 codes instead of ICD-10, thus naturally limiting the label set size down to a few thousand. Some works further limit the label space to the most frequent codes [24, 28]. Our experimental evaluation is based on the latest version of ICD-10-CM (2020).

3 METHODS

3.1 Problem Definition

Let \mathcal{L} represents the ICD-10 label set. We are given a set of N clinical reports $\mathcal{D} = \{\mathcal{D}^1, \dots, \mathcal{D}^N\}$. An ICD codeset $\mathcal{L}^i \subset \mathcal{L}$ is assigned to each report \mathcal{D}^i by human coders.

An ICD codeset $\mathcal{L}^i \subset \mathcal{L}$ is assigned to each report \mathcal{D}^i by human coders. ICD prediction task is to learn a parameterized function $f_{\theta}(\cdot)$ that maps $\mathcal{D}^i \rightarrow \mathcal{L}^i$, generalizing to unseen instances.

Most existing works model this problem as a multi-label classification task [3, 14, 24, 28]. Thus, they predict the probability $p_l^i \in \{0, 1\}$ for all $l \in \mathcal{L}$.

In this paper, we instead take a two-step hierarchical approach. We first predict which sentences within a report contain a medical event or concept that usually triggers an ICD code assignment by human coders. After identifying these relevant sentences, referred

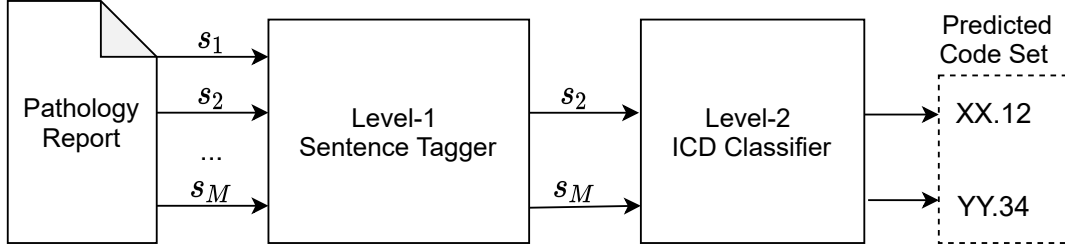


Figure 1: The proposed end-to-end hierarchical prediction pipeline.

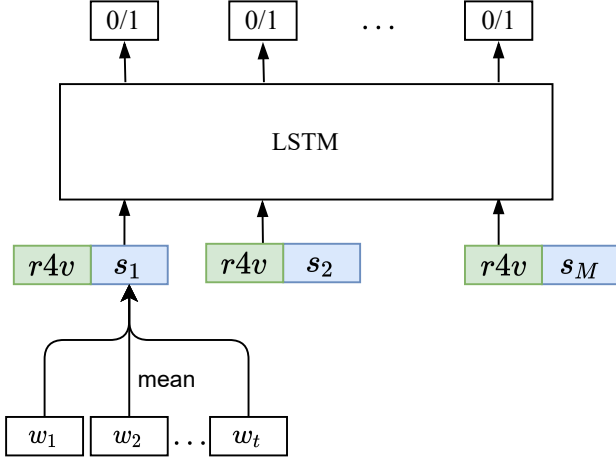


Figure 2: Level one architecture: Sentence Tagger.

to as *focus sentences*, we then predict the exact ICD code for each focus sentence. Finally, all predicted codes are assembled into a final codeset corresponding to the whole note.

Henceforth dropping the superscript i for simplicity, given a clinical report \mathcal{D} consisting of M sentences $s = [s_1, \dots, s_M]$, we formally define the ICD prediction problem as follows:

1) identify K focus sentences $f \subset s$ through a function mapping $s_{1:M} \rightarrow y_{1:M} \in \{0, 1\}$, sentences that are mapped to 1 being the focus sentences,

2) for each focus sentence f_i , assign an ICD code through a function mapping $f_i \rightarrow y \in \mathcal{L}$.

This approach allows us to formulate the problem as a binary classification task in the first step $s_i \rightarrow \{0, 1\}$ and a multi-class classification task in the second step $s_i \rightarrow c_i, c_i \in \mathcal{L}$. Final predicted codeset for the report \mathcal{D} becomes the union of all predicted ICD codes for the focus sentences.

3.2 Proposed Hierarchical Approach

The proposed pipeline is demonstrated in Figure 1. The sentence tagger consists of an LSTM network, which tags each sentence either as a focus sentence or not. If a sentence is tagged as a focus sentence, it is then passed into the second level model, the ICD classifier.

The ICD classifier consists of multiple LSTM networks and a supervised attention mechanism for assigning an ICD code to each

focus sentence. We utilize a human curated dataset of pathology notes labeled by multiple coders. This dataset contains word-level annotations from the human coders when performing the ICD assignment task. Hence, collected annotations demonstrate which words/phrases made the coders assign a particular ICD code. This information is used for model training in the form of attention supervision.

In addition to the clinical note’s body (free-form text), we include a second input, referred to as “*reason for visit*”. As the name implies, *Reason for visit* is a structured meta-data, a free-form text capturing the reason for the clinical event (e.g., shave biopsy, upper eyelid lesion).

The following sections describe the model details of each level.

3.3 Level 1: Sentence Tagger

As shown in Figure 2, the input to the sentence tagger consists of the sentences from a report and the reason for visit sentence. We encode sentences as following: We calculate the coordinate-wise mean word embedding e_i for all words in the sentence w_1, \dots, w_T . We use the same process to compute an encoded representation for reason for visit r_i using all words in reason for visit. We then concatenate these two vectors to compute the final sentence level representation:

$$s_i = [e_i, r_i] \quad (1)$$

Let our input sentence representations be $s_1, \dots, s_M, \mathcal{T} \in \{0, 1\}$ be our tag set, and y_i be the tag of sentence s_i . Our goal is to predict an output sequence $\hat{y}_1, \dots, \hat{y}_M$ where $\hat{y}_i \in \mathcal{T}$. To compute \hat{y} , we first pass the derived sentence representations through an LSTM network as follows:

$$h_i = \text{LSTM}_{st}(s_i, h_{i-1}) \quad (2)$$

Then our prediction for \hat{y} is:

$$\hat{y}_i = \text{argmax}_j (\log \text{Softmax}(Wh_i + b))_j \quad (3)$$

We use negative log-likelihood loss to train the sentence tagger.

For realizing the sentence tagger, we opt for a simpler model where sentences are represented as average word embedding instead of training a hierarchical LSTM network, one for words and another for sentences. This decision is based on the experimental observation that the more complex model taking too much time while providing a relatively small advantage.

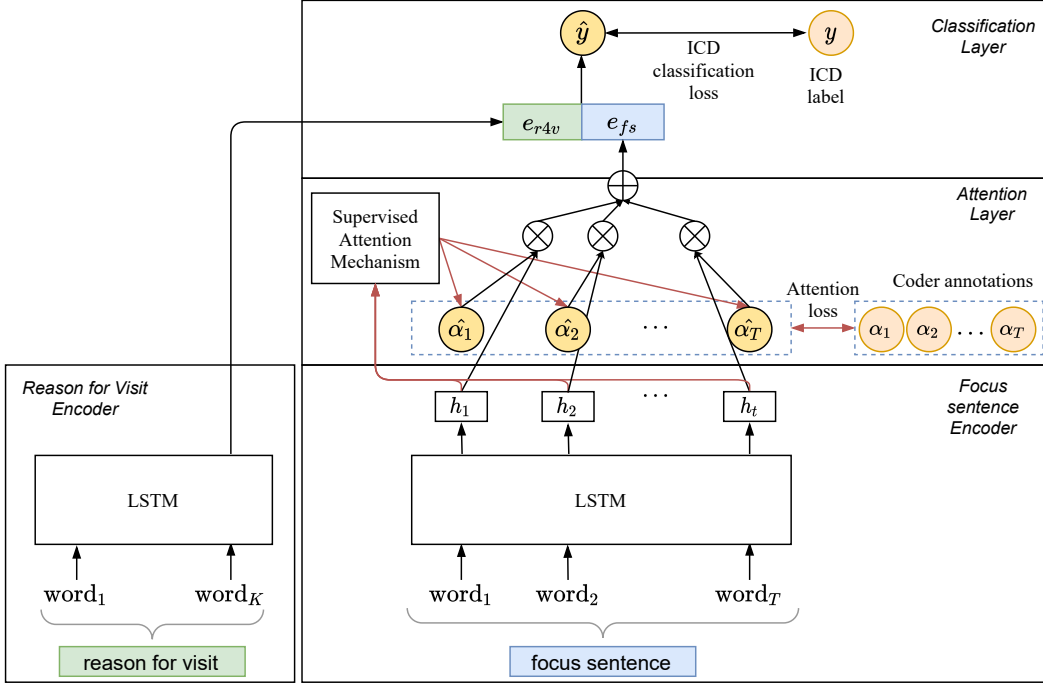


Figure 3: Level two architecture: ICD Classifier.

3.4 Level 2: ICD Classifier

The ICD classifier consists of two LSTM networks and a supervised attention mechanism. We model the ICD prediction task as a multi-class classification problem. Thus, the ICD classifier predicts a single ICD code for each input. The architecture is presented in Figure 3.

3.4.1 Sentence encoder. Our ICD classifier first utilizes an encoding layer to map words into real-valued vector representations where semantically-similar words are mapped close to one another. We use a pre-trained word embedding set ϕ for this mapping: $x_{it} = \phi w_{it}$. We then employ a recurrent layer to embed vector representations of words into hidden states, processing words one at a time.

We use the same process to encode both the focus sentences and reason for visit. That is, we pass the predicted focus sentence and the relevant reason for visit through two independent LSTM networks.

The encoded reason for visit e_{r4v} is the output of the last step of $LSTM_{r4v}$. Then, assuming that x_t is the word embedding for t -th word from the focus sentence s , we compute:

$$h_t = LSTM_{fs}(x_t, h_{t-1}) \quad (4)$$

$$u_t = \Phi(W h_t + b) \quad (5)$$

$$\hat{\alpha}_t = \frac{\exp(u_t^T h_T)}{\sum_t \exp(u_t^T h_T)} \quad (6)$$

where W and b are trainable parameters, h_t is the hidden state, Φ is the hyperbolic tangent function, and $\hat{\alpha}_t$ are the attention scores for each word, computed through a softmax function. Resulting attention scores $[\hat{\alpha}_1, \dots, \hat{\alpha}_T]$ are utilized by the subsequent layer.

3.4.2 Supervising the attention mechanism. The next layer is designed to supervise the attention mechanism to drive the learned attention scores closer to that of human coders. Attention supervision has recently been used with a similar purpose by some researchers [12, 16, 31]. We use a similar attention supervision method to force our model to pay more attention to the words/phrases selected by human annotators.

To this end, we take the squared error as the general loss of attention at the word level.

$$J_a = \sum_{t=1}^T (\hat{\alpha}_t - \alpha_t)^2 \quad (7)$$

where $\hat{\alpha}_t$ is the predicted attention score by the sentence encoder layer and α_t is the ground truth attention score assigned to that word by the human coders. We represent α as a binary vector where 1 denotes a word receiving attention from the coder.

This objective optimizes the model to allocate correct importance scores to every word. By providing word-level supervision to the ICD classification model, we are able to teach it to focus on the most relevant areas selected by humans and thereby improve the quality of sentence representations along with the overall performance.

3.4.3 Classification layer. The final layer of this model is the classification layer. In this layer, we first compute a context vector c as follows:

$$e_{fs} = \sum_t \hat{\alpha}_t h_t. \quad (8)$$

$$c = [e_{fs}, e_{r4v}] \quad (9)$$

Here, e_{f_s} is the weighted sum of hidden representation of words by the supervised attention scores, and it can be seen as a dense summary of the focus sentence. The context vector c is the concatenation of e_{f_s} and $e_{r_{4v}}$. The classification layer uses c and assigns a probability to each possible class. We use the cross-entropy loss as the classification objective function where \hat{y} is the prediction, and y is the ground truth label.

$$J_c = -(y \log(\hat{y}) + (1 - y) \log(1 - \hat{y})). \quad (10)$$

Our model utilizes a joint training paradigm for the sentence encoder and attention supervision. Thus, we define a joint loss function in the training process upon the losses specified for different subparts as follows:

$$J(\theta) = \sum (J_c + \lambda J_a) \quad (11)$$

where θ denotes, as a whole, the parameters used in our model, and λ is the hyper-parameter for striking a balance among ICD classification and attention supervision. By integrating these two objectives similar to the multi-task setting, the two tasks aid each other’s training.

3.5 Inference with our Hierarchical Model

We train the sentence tagger and the ICD classifier separately as we have the ground truth at each level. After training each model individually, these trained models are employed end-to-end in a hierarchical manner at the inference phase. After the sentence tagger decides which sentences should be considered further, the ICD classifier takes in each of those sentences and assigns an ICD code to them. The final predicted codeset for the entire clinical report then becomes the union of all predicted ICD codes.

4 EXPERIMENTAL RESULTS

4.1 PAP Dataset

PAP dataset is a collection of 39,000 pathology reports from a large medical institution. We asked four ICD coders (three coders and one senior coder) to code pathology reports and annotate the phrases within the report that trigger a particular ICD code assignment. The coders annotate $\sim 66,000$ phrases.

Each note is annotated by two coders randomly selected from the pool of three. The annotations from the two coders are merged as follows:

- (1) If the annotated text from both coders match exactly OR partially overlap, the union of the two annotations is considered as the final ground truth annotation.
- (2) If the annotated text from both coders do not overlap, the case is further reviewed by the senior coder to mark the final annotation.

We use BRAT (<https://brat.nlpnlab.org/>) as annotation tool. We report inter-annotator agreement (IAA) scores using Cohen’s kappa in Table 1. According to Table 1, the inter-annotator agreement for every pair of coders is determined as substantial.

4.1.1 Data preparation. We first split our data into training (70%), validation (15%), and test (15%) sets. These sets contain 28, 697, 5, 217, and 5, 118 pathology reports, respectively. Models are trained on the reports from the training set, and the validation set is used

| Coder pair | IAA |
|---------------------------|------|
| Coder-1, Coder-2 | 0.69 |
| Coder-1, Coder-3 | 0.61 |
| Coder-2, Coder-3 | 0.62 |
| Coder-1, Coder-2, Coder-3 | 0.64 |
| Senior-coder pair | IAA |
| Senior-coder, Coder-1 | 0.62 |
| Senior-coder, Coder-2 | 0.61 |
| Senior-coder, Coder-3 | 0.61 |

Table 1: Inter-annotator agreement (IAA) scores among every pair of coders using Cohen’s kappa.

for hyper-parameter selection. All numbers reported in this section are based on the reports from the test set. We use the same split for training all models.

Both models use sentence-level input. Thus, we first split the reports into sentences using ScispaCy’s *en_core_sci_lg* model which is trained on biomedical data [15]. Sentences containing annotated phrases by coders are labeled as focus sentences, while all the other sentences within a note are labeled as negative (non-focus) sentences. These labels are consumed as the ground truth for training the sentence tagger model.

ICD classifier is trained using *only* the focus sentences, as these are the sentences that require an ICD code assignment. Our ICD classifier is trained on a sentence-level dataset, as opposed to the training of the sentence tagger, which is performed using the report-level dataset.

The sentence-level dataset contains four pieces of information:

- 1) The focus sentence: This corresponds to the sentence selected from the report.
- 2) Attention supervision signals: This is a binary vector generated using the phrase-level annotations from the PAP. “1” denotes a word receiving attention from the coder.
- 3) Reason for visit: It is a sentence indicating the reason for the biopsy, exam, or complaint for the encounter where the pathology report was created. Coders can assign different ICD codes to a report depending on the reason for visit.
- 4) Ground truth label: ICD-10 code assigned to the report by the PAP coder.

An example is provided in Table 2.

In some rare cases, multiple ICD codes are assigned to a sentence (3% of our dataset). We remove those cases during the model training of the ICD Classifier to prevent noise as there would be multiple ground-truth labels for the same input sentence. However, clinical reports with such sentences are still included in our end-to-end test set.

4.1.2 Label space. 956 unique ICD codes exist in the PAP dataset. We include the labels that occur at least ten times in our training dataset and exclude the others. The resulting label set size is 410.

Most pathology reports are assigned one or two ICD codes. Rarely, some notes are assigned a larger codeset, up to eight codes. Figure 4 shows the histogram of the number of labels (ICD-10 codes) assigned per report.

| Focus Sentence | Annotated words in this sentence | Reason for visit | Assigned ICD code |
|---|----------------------------------|--|-------------------|
| ['lung', 'adenocarcinoma', 'metastatic', 'to', 'lymph', 'node'] | [1, 1, 0, 0, 0, 0] | ['molecular', 'test', 'for', 'met'] | C34.90 |
| ['transformation', 'zone', 'with', 'chronic', 'inflammation', ''] | [0, 0, 0, 1, 1, 0] | ['cervix', 'biopsy', '-', 'endocervix', 'curettage'] | N72 |

Table 2: Example of the training data for the ICD classifier. Each training instance consists of a focus sentence, attention signals corresponding to the annotated words in the focus sentence, and reason for visit. Ground truth is the ICD label assigned by the coder.

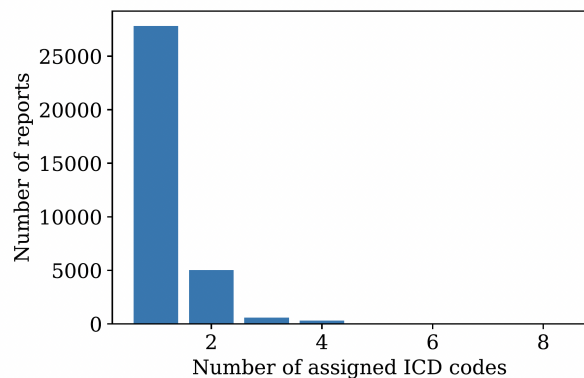


Figure 4: Histogram of ICD-10 codeset size in PAP dataset.

4.2 Experimental Settings

Implementation Details. We use PyTorch [18] for implementing all algorithms. We use Biomed embeddings [20] for encoding words into vector representations in both models. The RNN hidden layer size is 256 for both the sentence tagger and the ICD classifier, and the attention layer size is 128. We use Adam optimizer [10] with a learning rate of $10e - 3$. We use a batch size of 32, and we train the sentence tagger for 100 epochs and the ICD classifier for 30 epochs.

Evaluation metrics. We use precision, recall, and F-1 for measuring model performances. The sentence tagger is a binary classifier trained on imbalanced data, whereas the ICD classifier is a multi-class classifier. We report macro and weighted averages for each metric. The weighted metrics calculate the score for each class independently. Then it adds them together using a weight that depends on the number of true labels of each class. The micro metrics (or accuracy) utilizes the global numbers of true positives without respect to the class. Finally, the macro average calculates the score for each class independently. However, it does not use weights while aggregating them.

For our hierarchical pipeline, the end goal is a multi-task problem. Appropriately, we report the subset accuracy as well as instance and micro weighted precision, recall, and F-1 values. The subset accuracy, also referred to as the exact match ratio, indicates the percentage of samples that have all their labels classified correctly.

| | Precision | Recall | F-1 |
|---------------|-----------|--------|------|
| Micro avg. | 0.99 | 0.99 | 0.99 |
| Macro avg. | 0.78 | 0.97 | 0.85 |
| Weighted avg. | 0.99 | 0.99 | 0.99 |

Table 3: Performance of the Sentence tagger on test set.

While a common metric for multi-task problems, the subset accuracy ignores partially correct matches. Instance-based metrics (F-1, precision, and recall) are calculated for each label. Then their average is weighted by support - which is the number of true instances for each label.

4.3 Performance of the Sentence Tagger

Performance of the sentence tagger on the test set is presented in Table 3. The sentence tagger achieves 0.99 F-1 score and 0.85 macro F-1 score.

Since only one or a few sentences are considered the focus sentences from each report, the resulting dataset is largely imbalanced. We tune the *weight* hyper-parameter of the *torch.nn.NLLLoss* function to account for the disproportionate class sizes. The *weight* hyper-parameter is a manual rescaling factor given to each class. Macro averaged precision and recall values provide further information regarding how well the model handles the imbalanced classes. A high recall value (0.97) indicates that most of the actual focus sentences are predicted by the model correctly. A relatively lower precision score (0.78) is a sign that some of the non-focus sentences are mispredicted as focus sentences, which could lead to passing too many sentences to the second level by the model.

4.4 Performance of the ICD Classifier

We compare the ICD Classifier with the following baseline models:

- **Mean-Max Pooling Model:** This baseline model contains an LSTM network similar to our proposed model. The output of the LSTM is passed through mean and max pooling operations instead of an attention mechanism.
- **Vanilla Attention Model:** This baseline model utilizes an LSTM network followed by additive attention as described in Section 3.4. However, the attention mechanism is not

| | Pooling | Attention | Supervised Attention | Attention & R4V | Supervised Attention & R4V |
|--------------------|---------|-----------|----------------------|-----------------|----------------------------|
| Accuracy | 0.75 | 0.76 | 0.77 | 0.86 | 0.89 |
| Macro Precision | 0.66 | 0.66 | 0.67 | 0.81 | 0.85 |
| Macro Recall | 0.62 | 0.63 | 0.64 | 0.79 | 0.83 |
| Macro F1 | 0.61 | 0.62 | 0.63 | 0.78 | 0.82 |
| Weighted Precision | 0.77 | 0.75 | 0.78 | 0.87 | 0.90 |
| Weighted Recall | 0.75 | 0.74 | 0.75 | 0.86 | 0.89 |
| Weighted F1 | 0.74 | 0.73 | 0.75 | 0.85 | 0.89 |

Table 4: Performance of the ICD classifier on test set.

| | Set Accuracy | Micro | | | Instance | | |
|----------------------------|--------------|-------------|-------------|-------------|-------------|-------------|-------------|
| | | F-1 | Precision | Recall | F-1 | Precision | Recall |
| SVM Binary Relevance Model | 0.41 | 0.52 | 0.44 | 0.62 | 0.56 | 0.53 | 0.62 |
| LR Binary Relevance Model | 0.59 | 0.65 | 0.61 | 0.71 | 0.68 | 0.67 | 0.71 |
| Proposed Method | 0.64 | 0.70 | 0.71 | 0.69 | 0.71 | 0.72 | 0.71 |

Table 5: Performance of the proposed end-to-end hierarchical classifier on test set.

supervised with annotator feedback. Instead, it is learned unsupervised as commonly done in the literature [2, 14, 24, 29].

- **Supervised Attention Model:** This is the proposed architecture.

To see the effect of employing *reason for visit*, we run the *vanilla attention* and *supervised attention* base architectures with and without adding the *reason for visit*. For the models that reason for visit is not used, the encoded representation of the focus sentence is only propagated into the classification layer (refer to Section 3.4 for details). Experimental results are presented in Table 4. The proposed architecture achieves superior performance in all metrics compared to the baseline models. We also observe that including reason for visit improves the performance drastically for both vanilla attention and supervised attention models. Among the three base architectures (i.e., pooling, vanilla attention, and supervised attention), supervised attention achieves a minor performance improvement over the other two models. However, its foremost benefit comes from the improved interpretability.

The ICD Classifier model has a hyper-parameter, λ , that requires fine-tuning. Higher λ values place a higher emphasis on the attention supervision and drive the attention scores more similar to human coders. We experiment with $\lambda = [0.1, 1, 10, 100, 1000]$ values and empirically find that $\lambda = 100$ performs best in our experiments. Results presented in Table 4 is obtained with this setting.

4.5 End-to-end Performance Evaluation

We compare the performance of our hierarchical pipeline with the following baseline models:

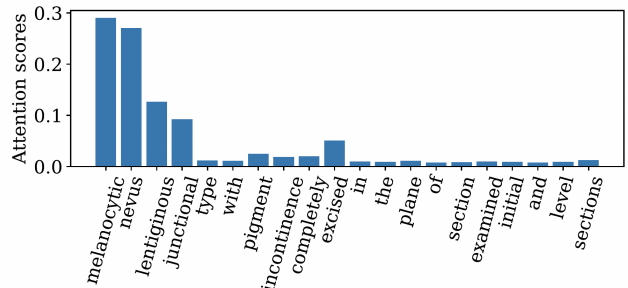


Figure 5: An example focus sentence and the attention distribution for this sentences’ words. The two highest attention scores are received by the words “melanocytic” and “nevus”, which are also selected by the human coders. The assigned ICD code is D22.71.

- **LR Binary Relevance Model:** Binary relevance models work by decomposing the multi-label learning task into several independent binary learning tasks, one per class label [13, 25, 30]. The logistic regression model consists of \mathcal{L} binary one-vs-rest classifiers for all labels. Input features are n-grams (uni-gram to tri-gram) extracted from the report. This approach is commonly used as a baseline for automatic ICD coding [14] and comparable to our model since n-gram based input format does not restrict the input size as BERT-based models do.
- **SVM Binary Relevance Model:** Similar to the LR Binary Relevance Model, the SVM binary relevance model also

trains a binary SVM classifier for each label in the label space.

Experimental results are presented in Table 5. Our proposed pipeline outperforms all baselines by large margins.

In some cases, the sentence tagger identifies an incorrect sentence to be the focus sentence. However, these sentences may still be assigned correct ICD codes by the ICD classifier. We observe this type of behavior when there are multiple similar sentences in the report. Since the union of the predicted ICD codes is the final predicted codeset, these cases are considered correct classification by the model and do not impact the performance.

All three models we compare tend to overpredict, i.e., they predict more ICD codes than the ground-truth codeset. However, our model suffers the least from this problem. Our model can further address this problem by fine-tuning the sentence tagger to transfer more or fewer sentences to the ICD classifier.

By design, the sentence tagger may predict all sentences from a report as non-focus. This is an undesired event since all reports receive at least one ICD code. In rare situations where we observe this phenomenon, we label the sentence with the highest probability as the focus sentence. Since 72% of the reports in our dataset have a single ICD code, labeling one sentence as the focus is the most fitting assumption.

4.6 Providing Evidence for Predictions

One critical advantage of the proposed hierarchical pipeline is that it can generate evidence for its predictions at two levels. The first-level identifies a single sentence as the reason for a particular ICD prediction (one sentence *per* predicted ICD code). Moreover, the supervised attention mechanism further points at the exact words in a sentence as the prediction evidence. This property is especially useful when the source sentence is long and contains multiple medical events or concepts. Supervising the attention mechanism with human feedback ensures learning from human coders instead of learning the attention scores unsupervised.

Figure 5 exemplifies level two evidence. In this example, we have the following focus sentence and the attention distribution for this sentences' words:

“Melanocytic Nevus, Lentiginous Junctional Type, With Pigment Incontinence, Completely Excised In The Plane Of Section Examined; Initial And Level Sections.”

The human coder assigned D22.71 (Melanocytic nevi of right lower limb, including hip) to this sentence because of the words “Melanocytic Nevus”. The attention distribution generated by the ICD classifier depicts the same two words receive the highest attention scores.

Typically, attention mechanisms are claimed to provide an interpretation for model predictions [5, 6, 23]. However, in reality, continuous attention scores are usually too close to each other and do not provide much meaningful information. Furthermore, recent studies have shown that attention scores may not correspond to importance scores [8, 21, 22]. In this work, as we *directly* supervise our attention scores on the annotation data collected from human coders, our attention scores provide meaningful explanations.

5 CONCLUSION

This paper proposes a novel approach for automatic ICD-10 coding by transmuting the extreme multi-label problem into a simpler multi-class problem. We collect phrase-level human coder annotations to supervise our models on learning the specific relations between the input text and predicted ICD codes. Our approach employs two independently trained networks, the sentence tagger and the ICD classifier, stacked hierarchically to predict a clinical report’s ICD codeset. The sentence tagger identifies *focus sentences* containing a medical event or concept relevant to an ICD coding. Using a supervised attention mechanism, the ICD classifier then assigns the appropriate ICD code to each focus sentence. To the best of our knowledge, this is the first work to model the ICD prediction task as a multi-class classification problem by breaking it into two sub-tasks. The proposed approach outperforms well-established baseline models by large margins of 23% in subset accuracy, 18% in micro-F1, and 15% in instance-based F-1 using a relatively large test set. Furthermore, our proposed method renders superior interpretability with the help of two-level design and supervised attention. Our main difference compared to other attention-based solutions lies in supervised attention. With the help of attention supervision, interpretability is achieved not through implicitly learned attention scores but by attributing each prediction to a particular sentence and words selected by human coders.

REFERENCES

- [1] Anand Avati, Kenneth Jung, Stephanie Harman, Lance Downing, Andrew Ng, and Nigam H Shah. 2018. Improving palliative care with deep learning. *BMC medical informatics and decision making* 18, 4 (2018), 122.
- [2] Dzmitry Bahdanau, Kyunghyun Cho, and Yoshua Bengio. 2014. Neural machine translation by jointly learning to align and translate. *arXiv preprint arXiv:1409.0473* (2014).
- [3] Tal Baumel, Jumana Nassour-Kassis, Raphael Cohen, Michael Elhadad, and Noémie Elhadad. 2018. Multi-Label Classification of Patient Notes: Case Study on ICD Code Assignment. In *AAAI Workshops*.
- [4] Edward Choi, Mohammad Taha Bahadori, Andy Schuetz, Walter F Stewart, and Jimeng Sun. 2016. Doctor ai: Predicting clinical events via recurrent neural networks. In *Machine Learning for Healthcare Conference*. 301–318.
- [5] Edward Choi, Mohammad Taha Bahadori, Jimeng Sun, Joshua Kulas, Andy Schuetz, and Walter Stewart. 2016. Retain: An interpretable predictive model for healthcare using reverse time attention mechanism. In *Advances in Neural Information Processing Systems*. 3504–3512.
- [6] Shang Gao, Michael T Young, John X Qiu, Hong-Jun Yoon, James B Christian, Paul A Fearn, Georgia D Tourassi, and Arvind Ramanathan. 2017. Hierarchical attention networks for information extraction from cancer pathology reports. *Journal of the American Medical Informatics Association* 25, 3 (2017), 321–330.
- [7] Jinniao Huang, Cesar Osorio, and Luke Wicent Sy. 2019. An empirical evaluation of deep learning for ICD-9 code assignment using MIMIC-III clinical notes. *Computer methods and programs in biomedicine* 177 (2019), 141–153.
- [8] Sarthak Jain and Byron C Wallace. 2019. Attention is not Explanation. In *Proceedings of the 2019 Conference of the North American Chapter of the Association for Computational Linguistics: Human Language Technologies, Volume 1 (Long and Short Papers)*. 3543–3556.
- [9] Alistair EW Johnson, Tom J Pollard, Lu Shen, H Lehman Li-Wei, Mengling Feng, Mohammad Ghassemi, Benjamin Moody, Peter Szolovits, Leo Anthony Celi, and Roger G Mark. 2016. MIMIC-III, a freely accessible critical care database. *Scientific data* 3, 1 (2016), 1–9.
- [10] Diederik P Kingma and Jimmy Ba. 2014. Adam: A method for stochastic optimization. *arXiv preprint arXiv:1412.6980* (2014).
- [11] Min Li, Zhihui Fei, Min Zeng, Fang-Xiang Wu, Yaohang Li, Yi Pan, and Jianxin Wang. 2018. Automated ICD-9 coding via a deep learning approach. *IEEE/ACM transactions on computational biology and bioinformatics* 16, 4 (2018), 1193–1202.
- [12] Shulin Liu, Yubo Chen, Kang Liu, and Jun Zhao. 2017. Exploiting Argument Information to Improve Event Detection via Supervised Attention Mechanisms. In *Proceedings of the 55th Annual Meeting of the Association for Computational Linguistics (Volume 1: Long Papers)*, Vol. 1. 1789–1798.
- [13] Oscar Luaces, Jorge Diez, José Barranquero, Juan José del Coz, and Antonio Bahamonde. 2012. Binary relevance efficacy for multilabel classification. *Progress*

- in *Artificial Intelligence* 1, 4 (2012), 303–313.
- [14] James Mullenbach, Sarah Wiegrefe, Jon Duke, Jimeng Sun, and Jacob Eisenstein. 2018. Explainable Prediction of Medical Codes from Clinical Text. In *NAACL-HLT*.
- [15] Mark Neumann, Daniel King, Iz Beltagy, and Waleed Ammar. 2019. ScispaCy: Fast and Robust Models for Biomedical Natural Language Processing. In *Proceedings of the 18th BioNLP Workshop and Shared Task*. 319–327.
- [16] Minh Nguyen and Thien Nguyen. 2018. Who is Killed by Police: Introducing Supervised Attention for Hierarchical LSTMs. In *Proceedings of the 27th International Conference on Computational Linguistics*. 2277–2287.
- [17] Minh Nguyen, Toan Nguyen, and Thien Huu Nguyen. 2018. A deep learning model with hierarchical lstms and supervised attention for anti-phishing. *arXiv preprint arXiv:1805.01554* (2018).
- [18] Adam Paszke, Sam Gross, Soumith Chintala, Gregory Chanan, Edward Yang, Zachary DeVito, Zeming Lin, Alban Desmaison, Luca Antiga, and Adam Lerer. 2017. Automatic differentiation in PyTorch. (2017).
- [19] Aaditya Prakash, Siyuan Zhao, Sadid A Hasan, Vivek V Datla, Kathy Lee, Ashequl Qadir, Joey Liu, and Oladimeji Farri. 2017. Condensed Memory Networks for Clinical Diagnostic Inferencing. In *Thirty-First AAAI Conference on Artificial Intelligence*. 3274–3280.
- [20] Sampo Pyysalo, Filip Ginter, Hans Moen, Tapio Salakoski, and Sophia Ananiadou. 2013. Distributional semantics resources for biomedical text processing. *Proceedings of LBM* (2013), 39–44.
- [21] Cansu Sen, Thomas Hartvigsen, Biao Yin, Xiangnan Kong, and Elke Rundensteiner. 2020. Human Attention Maps for Text Classification: Do Humans and Neural Networks Focus on the Same Words?. In *Proceedings of the 58th Annual Meeting of the Association for Computational Linguistics*. 4596–4608.
- [22] Sofia Serrano and Noah A Smith. 2019. Is Attention Interpretable?. In *Proceedings of the 57th Annual Meeting of the Association for Computational Linguistics*. 2931–2951.
- [23] Ying Sha and May D Wang. 2017. Interpretable Predictions of Clinical Outcomes with An Attention-based Recurrent Neural Network. In *Proceedings of the 8th ACM International Conference on Bioinformatics, Computational Biology, and Health Informatics*. ACM, 233–240.
- [24] Haoran Shi, Pengtao Xie, Zhiting Hu, Ming Zhang, and Eric P Xing. 2017. Towards automated ICD coding using deep learning. *arXiv preprint arXiv:1711.04075* (2017).
- [25] Erica Akemi Tanaka, Sérgio Ricardo Nozawa, Alessandra Alaniz Macedo, and José Augusto Baranauskas. 2015. A multi-label approach using binary relevance and decision trees applied to functional genomics. *Journal of biomedical informatics* 54 (2015), 85–95.
- [26] Thanh Vu, Dat Quoc Nguyen, and Anthony Nguyen. 2020. A Label Attention Model for ICD Coding from Clinical Text. *arXiv preprint arXiv:2007.06351* (2020).
- [27] Pengtao Xie and Eric Xing. 2018. A neural architecture for automated icd coding. In *Proceedings of the 56th Annual Meeting of the Association for Computational Linguistics (Volume 1: Long Papers)*. 1066–1076.
- [28] Keyang Xu, Mike Lam, Jingzhi Pang, Xin Gao, Charlotte Band, Piyush Mathur, Frank Papay, Ashish K Khanna, Jacek B Cywinski, Kamal Maheshwari, et al. 2019. Multimodal machine learning for automated ICD coding. In *Machine Learning for Healthcare Conference*. PMLR, 197–215.
- [29] Zichao Yang, Diyi Yang, Chris Dyer, Xiaodong He, Alex Smola, and Eduard Hovy. 2016. Hierarchical attention networks for document classification. In *Proceedings of the 2016 Conference of the North American Chapter of the Association for Computational Linguistics: Human Language Technologies*. 1480–1489.
- [30] Min-Ling Zhang, Yu-Kun Li, Xu-Ying Liu, and Xin Geng. 2018. Binary relevance for multi-label learning: an overview. *Frontiers of Computer Science* 12, 2 (2018), 191–202.
- [31] Yue Zhao, Xiaolong Jin, Yuanzhuo Wang, and Xueqi Cheng. 2018. Document embedding enhanced event detection with hierarchical and supervised attention. In *Proceedings of the 56th Annual Meeting of the Association for Computational Linguistics (Volume 2: Short Papers)*. 414–419.