

ShaRF: Shape-conditioned Radiance Fields from a Single View

Konstantinos Rematas¹ Ricardo Martin-Brualla¹ Vittorio Ferrari¹

Abstract

We present a method for estimating neural scenes representations of objects given only a single image. The core of our method is the estimation of a geometric scaffold for the object and its use as a guide for the reconstruction of the underlying radiance field. Our formulation is based on a generative process that first maps a latent code to a voxelized shape, and then renders it to an image, with the object appearance being controlled by a second latent code. During inference, we optimize both the latent codes and the networks to fit a test image of a new object. The explicit disentanglement of shape and appearance allows our model to be fine-tuned given a single image. We can then render new views in a geometrically consistent manner and they represent faithfully the input object. Additionally, our method is able to generalize to images outside of the training domain (more realistic renderings and even real photographs). Finally, the inferred geometric scaffold is itself an accurate estimate of the object's 3D shape. We demonstrate in several experiments the effectiveness of our approach in both synthetic and real images.

1. Introduction

Understanding and reconstructing the intrinsic properties of a 3D scene, such as 3D shape and materials of objects, is a longstanding fundamental problem in computer vision (Marr, 1982). The typical process for these tasks starts with a collection of multiple views of a scene and continues with the application of an algorithm to extract information such as the geometry and appearance (Hartley & Zisserman, 2004; Yu et al., 1999). There are several representations for geometry such as voxels (Kutulakos & Seitz, 2000) or meshes (Kazhdan et al., 2006); similarly for appearance, there are colored voxels (Seitz & Dyer, 1999), BRDFs (Matsumoto et al., 2003), etc. Recently, there has been a paradigm shift due to the success of deep learning methods. Firstly, the 3D scene properties can be estimated from a single im-

age (Choy et al., 2016; Tulsiani et al., 2017; Fan et al., 2017; Eigen et al., 2014; Shu et al., 2017). This removes the requirement of multiple views and enables the application of a method to a wider range of scenarios. Secondly, in some recent works the 3D scene properties are modeled with implicit representations (Park et al., 2019; Mescheder et al., 2019; Mildenhall et al., 2020; Oechsle et al., 2019). These representations overcome specific shortcomings that traditional representations face (e.g. space discretization for voxels, requirement for accurate geometry for textured meshes).

In this paper we propose a generative method tailored for inverse rendering from a single image, using both explicit and implicit representations. In our method, the geometry and appearance of an object in the rendered image are controlled by two networks. The first network maps a latent code to an explicit voxelized shape. The second network estimates implicitly the radiance field around the object (color and volumetric density for any point) using the estimated shape as a *geometric scaffold*, together with a second latent code that controls appearance. Hence, the radiance field is *conditioned* on these two factors. The final image is rendered by casting rays towards the scene and accumulating the color and densities to pixel values. After training the networks, our model can input a new test image and estimate its geometric and appearance properties by re-rendering it: we optimize for the latent codes and fine-tune the network parameters so the rendered image matches the input. At this point, our model is ready to render novel views of the test object, as both the implicit and explicit representations within our model are aware of its 3D shape.

By using an explicit geometric representation for an object, we guide the appearance reconstruction to focus on its surface. The empty volume around an object does not provide useful information. Moreover, during inference on a test image we only have one view. Therefore we cannot rely on multi-view consistency for accurate shape/appearance reconstruction, as done in previous work (Mildenhall et al., 2020), and our geometric scaffold compensates for that.

Our disentangled shape and appearance representation improve performance for novel view synthesis in several scenarios. When trained and evaluated on the ShapeNet-SRN dataset (Sitzmann et al., 2019), our method improves upon

¹Google Research. Correspondence to: Konstantinos Rematas <krematas@google.com>.

the state-of-the-art on both metrics PSNR and SSIM. Here we use the standard setting of rather low-fidelity renderings with simple lighting. Moreover, we show that the same model, trained on these simple renderings, generalizes to other appearance domains: (1) more realistic renderings of ShapeNet objects with complex lighting and higher resolution; and (2) photos of real objects in the Pix3D dataset (Sun et al., 2018). Finally, our method also produces 3D objects reconstructions from a single image, achieving strong performance on par with a recent method (Mescheder et al., 2019) on two ShapeNet classes.

In summary, our contributions are: (1) a new model to represent object classes that enables reconstructing objects from a single image, (2) a new representation that combines an intermediate volumetric shape representation to condition a high fidelity radiance field, and (3) optimization and fine-tuning strategies during inference that allow estimating radiance fields from real images.

2. Related Work

Scene Representation. To represent scenes, many works rely on geometric primitives inspired by Computer Graphics that respect the 3D nature of the world, like points, meshes, and voxel volumes. (Qi et al., 2017) reason about point clouds using permutation-invariant set networks. Meshes can be generated by deforming a static mesh with fixed topology using a graph neural network (Wang et al., 2018), modeling variable-length sequences (Nash et al., 2020), or using space-partitioning functions (Chen et al., 2020). Discretized voxel grids are a popular representation that can be naturally processed by CNNs (Brock et al., 2016), although are limited in resolution due to large memory requirements. Surfaces can also be modeled implicitly using signed distance functions (Park et al., 2019) or occupancy volumes (Chen & Zhang, 2019; Mescheder et al., 2019). Other approaches have used less geometrically explicit representations, like learned latent spaces for scenes (Eslami et al., 2018) and faces (Karras et al., 2019). Such learned latent spaces can contain subspaces with geometric properties, like viewpoint changes (Härkönen et al., 2020). In our work, we predict voxel grids as explicit geometric scaffolds that guide the estimation of scene appearance.

Neural Rendering. Scene representations are often accompanied by a renderer, which is often composed of one or multiple neural networks, a process called *neural rendering* (Tewari et al., 2020). Neural rendering is a nascent field with an array of diverse techniques, each specific to a particular scene representation. Several works handle the differentiation through occlusion and visibility for meshes (Li et al., 2018) and point clouds (Wiles et al., 2020). Other approaches use deferred neural rendering (Thies et al., 2019) and learn neural latent textures on proxy geometry to synthesize realistic views. Other approaches raymarch through

the scene accumulating latent codes to finally synthesize color values (Sitzmann et al., 2019). Most recently, Neural Radiance Fields (NeRF) (Mildenhall et al., 2020) use volumetric rendering to synthesize highly realistic novel views of a scene. NeRF has been extended to generative modeling (Schwarz et al., 2020) by adding conditioning on a latent code and adding adversarial losses. Our work combines a voxelized representation that conditions a neural radiance field thereby enabling better disentanglement between shape and appearance. This is related to (Riegler & Koltun, 2020a;b), which use estimated geometry from multiview stereo to guide the image synthesis. However, they require several calibrated images for any new scene, in contrast to our method that uses only a single view during inference.

3D Reconstruction. Classical 3D reconstruction is typically performed using stereo matching between two (Scharstein & Szeliski, 2002) or multiple calibrated views (Seitz et al., 2006). A recent wave of learning-based methods have demonstrated the ability to reconstruct an object from a single RGB image, albeit in rather simple imaging conditions (Mescheder et al., 2019; Fan et al., 2017; Wang et al., 2018; Choy et al., 2016; Niemeyer et al., 2020; Chen et al., 2019). Particular related are works which perform reconstruction through optimization of the latent or explicit representation by backpropagating through the rendering function (Niemeyer et al., 2020; Chen et al., 2019). Meta-learning approaches can be used to accelerate the optimization process (Sitzmann et al., 2020). When modeling a latent space of scenes or objects, direct regression into that latent space can be performed (Zhu et al., 2016). Furthermore, cues from multiple observations can be averaged in that latent space (Sitzmann et al., 2019). (Insafutdinov & Dosovitskiy, 2018) further learns about object shape without direct camera pose supervision. Our method reconstructs objects from a single image by optimizing shape and appearance latent codes and fine-tuning the neural renderer.

Concurrent Work. The field of neural rendering is moving very fast, as shown by the number of arXiv preprints appearing in late 2020 (Dellaert & Yen-Chen, 2020). GRF (Trevithick & Yang, 2020) and pixelNeRF (Yu et al., 2020) use image-based rendering and extract 2D features on a single or few input images to compute a neural radiance field. In comparison, our method uses a latent shape representation that provides a geometric scaffold that enables shape and appearance disentanglement.

3. Background

Our goal is to synthesize realistic images of an object from any viewpoint and at any resolution given a *single view* as input (an image with its camera parameters). We tackle this problem by estimating the underlying neural radiance field (Mildenhall et al., 2020) and then render it from new

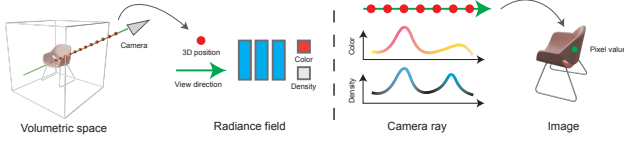


Figure 1. Rendering of radiance fields. For any 3D point, a radiance field maps its 3D position, together with a view direction, to an RGB and density value. Then for a camera ray, color and density values are accumulated to deliver a final pixel color.

views. A radiance field is a function that maps a 3D point and a 3D viewing direction to an RGB color and a density value. We choose this representation because (1) it provides an implicit 3D structure to the observed scene that allows consistent rendering from different viewpoints, and (2) it can accurately represent scenes at arbitrary resolutions.

Radiance fields. More formally, a radiance field is a continuous function F that inputs the position of a 3D point $\mathbf{p} \in \mathbb{R}^3$ and a viewing direction $\mathbf{d} \in \mathbb{R}^3$, and outputs a color value \mathbf{c} and the volume density σ at the point \mathbf{p} :

$$F(\mathbf{p}, \mathbf{d}) \Rightarrow \mathbf{c}, \sigma \quad (1)$$

The radiance field can be rendered to an image pixel seen by a camera with parameters K by casting a ray $r(t) : \mathbf{o} + t\mathbf{d}$ from the camera center \mathbf{o} towards the scene and passing through the given pixel on the image plane with ray direction \mathbf{d} . Using the volume rendering equations (Max, 1995), the estimated color $\hat{C}(r)$ for ray r is:

$$\hat{C}(r) = \int_{t_n}^{t_f} T(t) \cdot \sigma(t) \cdot \mathbf{c}(t) dt \quad (2)$$

where

$$T(t) = \exp \left(- \int_{t_n}^t \sigma(s) ds \right) \quad (3)$$

The values $\mathbf{c}(t)$ and $\sigma(t)$ are the color and volume density at point t on ray r , and they are estimated by the radiance field F . The bounds t_n and t_f represent the nearest and farthest point of the integration along the ray and depend on the scene/camera arrangement.

In NeRF (Mildenhall et al., 2020), the above integrals are estimated with numerical quadrature: a set of random quadrature points $\{t_k\}_{k=1}^K$ is selected between t_n and t_f with stratified sampling and the final color can be estimated as:

$$\hat{C}(r) = \sum_{k=1}^K \hat{T}(t_k) \cdot \xi(\sigma(t_k) \cdot \delta_k) \cdot \mathbf{c}(t_k) \quad (4)$$

$$\hat{T}(t) = \exp \left(- \sum_{k=1}^{k-1} \sigma(t_k) \cdot \delta_k \right) \quad (5)$$

where $\xi(x) = 1 - \exp(-x)$ and $\delta_k = t_{k+1} - t_k$ is the distance between two points on the ray.

In NeRF, the radiance field F is estimated using a neural network. The network is trained using a set of images I of the same object/scene by optimizing the following loss:

$$\sum_i \sum_{j \in I_i} \|C(r_{ij}) - \hat{C}(r_{ij})\|^2 \quad (6)$$

where $C(r_{ij})$ is the ground truth color of ray j passing through a pixel in image i . Each image is calibrated, i.e. the camera parameters K are given.

The function F uses the multiview consistency among the calibrated images I to implicitly capture the 3D nature of the underlying scene. However, one major limitation is that each function F implicitly embeds the geometry and appearance of a particular scene, and thus a separate neural network model needs to be trained for every new scene. Again, a large number of calibrated images is required to accurately train F and hence to render new views of a scene.

Rendering a new view. The radiance field F can be used to render a new view specified by camera parameters K' as follows (Mildenhall et al., 2020). For each pixel, we cast a ray from the camera center towards the scene, passing through the pixel in the image plane. Then, for each ray we apply the process in Eq. (2)-(5) to determine the color of its corresponding pixel (Fig. 1). The points \mathbf{p} and direction \mathbf{d} in those equations are all derived from the camera K' with basic geometry. We refer to this process of generating a new image I' given the radiance field F and camera parameters K' as $\mathcal{R}(F, K') \Rightarrow I'$.

4. Our method

In this section we present our generative framework for image synthesis and how it is used for single image radiance field estimation during inference.

4.1. Generative Neural Rendering

The goal of our method is to estimate the radiance field of an object from a single image so that we can render novel views. We approximate the image formation process by a generative neural rendering process that is conditioned on two latent variables, one that controls the shape of the object and another that controls its appearance (Fig. 2). We now describe a full pass through the model.

First, a *shape network* G maps a latent code θ into a 3D shape represented as a voxel grid $V \in \mathbb{R}^{128^3}$. Each voxel i contains a scalar $\alpha_i \in [0, 1]$ indicating its occupancy: $G(\theta) \Rightarrow V$. The voxel grid specifies a continuous volumetric area in world coordinates where the object exists.

Second, we estimate a radiance field, i.e. the color \mathbf{c} and density σ of any 3D point \mathbf{p} inside this area, using an *ap-*

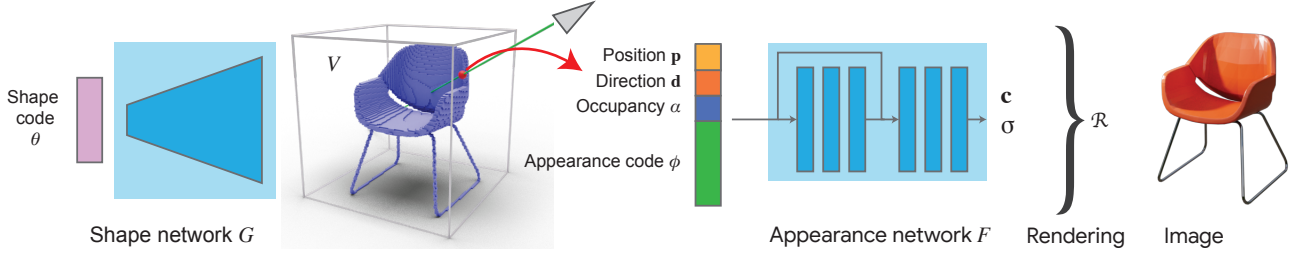


Figure 2. Overview of our generative process: a shape code is mapped to a 3D shape and an appearance code controls its appearance.

pearance network F which extends (1):

$$F(\mathbf{p}, \mathbf{d}, \alpha_p, \phi) \Rightarrow \mathbf{c}, \sigma \quad (7)$$

This extended radiance field is now conditioned on two elements: (1) the voxelized shape V produced by the shape network, via the occupancy value α_p at point \mathbf{p} ; and (2) a latent code ϕ that controls the appearance of the object.

Finally, we can synthesize a new view of the object with the rendering process \mathcal{R} of the radiance field (described at the end of Sec. 3). Note that all operations between the two networks G and F are fully differentiable.

Our generative formulation brings several advantages. It sets up the intrinsic properties of the object (shape and appearance) in such a way that estimating them is effective and precise. By using an explicit geometric scaffold, we condition the network F to estimate radiance fields for a specific 3D shape. In particular, we guide the network to estimate proper color values on the surface of the object by indicating the occupancy α_p and the appearance latent code ϕ for a particular object (Fig. 3). Additionally, during inference, we cannot rely on multi-view constraints as we are given a single test image. In this situation, the geometric scaffold provides valuable 3D information to steer the radiance field estimation towards the object surface. Finally, conditioning the appearance network on the shape scaffold produced by G enforces a disentanglement between the shape and appearance latent spaces by construction, which is beneficial when generalizing to different domains (Sec. 5.3).

4.2. Shape Network

We use a discretized voxel grid for representing the shape scaffold. Voxel representations integrate naturally with convolutional architectures and the chosen resolution provides a good balance between geometric details and memory requirements (our 128^3 resolution is sufficient for capturing even fine details of a single object). In addition, for any point \mathbf{p} inside the extent of the voxel grid, we can estimate its occupancy value α_p efficiently using trilinear interpolation. This process is differentiable, allowing the communication between the shape network G and the appearance network F . Moreover, the scaffold provides a strong geometric sig-

nal to the appearance network, both by considering it as an input via α_p , and by enabling the sampling of more points on the object surface for Eq. (4).

Architecture. The network consists of a series of fully connected layers, followed by a series of 3D convolutional blocks (with ReLU and batch normalization layers; details in the supplementary material). This network maps a shape latent code θ to a voxelized shape V (blue parts of Fig. 4).

Training. As training data, we use the 3D objects of a ShapeNet class (e.g. chairs or cars) and each instance has its own shape latent code θ . During training we optimize both the network G (see Fig. 3) and these latent codes θ (purple rows in Fig. 4), akin to the Generative Latent Optimization (GLO) technique (Bojanowski et al., 2018). The loss consists of three parts. First, the weighted binary cross entropy loss between a predicted \hat{V} and a ground truth voxel grid V (Brock et al., 2016). Second, we use a symmetry loss on the voxels, as we assume the objects are left/right symmetric. Finally, we incorporate a voxel-to-image projection loss by projecting the estimated voxels to two random views j and comparing it with the corresponding object silhouette S_j . The overall loss is:

$$\begin{aligned} & \frac{1}{|V|} \sum_{i \in V} \gamma \alpha_i \log \hat{\alpha}_i + (1 - \gamma)(1 - \alpha_i) \log (1 - \hat{\alpha}_i) \\ & + w_{sym} \|\hat{V} - \hat{V}_{sym}\|^2 + w_{proj} \sum_{j \in \{1,2\}} \|\mathcal{P}_j(\hat{V}) - S_j\|^2 \end{aligned}$$

where $\hat{\alpha}_i$ is the occupancy at voxel i , w_{sym} and w_{proj} are the weights for the symmetry and projection loss respectively, γ is a weight to penalize false negatives, and \mathcal{P}_j is the differentiable projection of the object silhouette on the random view j . The latter operation is similar to Eq. (4), without the \mathbf{c} factor.

Note that while we use 3D voxelized shapes for training, this is in practice not a big limitation as they can be easily computed for synthetic datasets, or estimated using traditional 3D reconstruction techniques for real datasets with multiple views. Note how standard neural rendering methods typically train from large number of multiple views (Sitzmann et al., 2019; Mildenhall et al., 2020; Dupont et al., 2020; Tatarchenko et al., 2016; Schwarz et al., 2020).

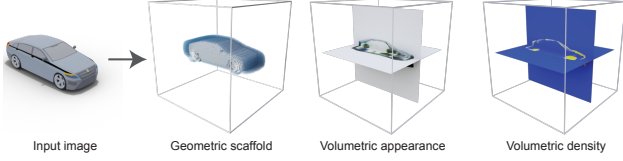


Figure 3. We estimate a geometric scaffold for the object, which helps to generate an accurate volumetric appearance and density.

4.3. Appearance Network.

Our appearance network F models a radiance field (7) similar to the one of NeRF (1), but extended to include additional conditioning inputs: (a) the occupancy value α_p at \mathbf{p} , as estimated by the shape network G , and (b) the appearance latent code ϕ controlling the appearance of the object.

Architecture. The appearance network F has similar architecture to NeRF. It consists of a series of fully connected layers (followed by ReLU) that map the above input to an RGB color \mathbf{c} and a density value σ .

Training. As training data, we use the same 3D objects as in Sec. 4.2. For each object we render $N = 50$ views, and for every view we sample random rays passing through its pixels. Note that an appearance latent code ϕ represents a single object, therefore the code is shared among all its views. The final data consists of all the rays from every image, together with the corresponding shape latent code θ , the appearance latent code ϕ , and the ground truth pixel color for each ray.

As in Sec. 4.2, we use GLO to optimize the network F together with the appearance latent codes ϕ for each training object. For every ray r in the training set, we sample points with stratified sampling (Mildenhall et al., 2020). For every sampled 3D point \mathbf{p} , we estimate its occupancy value α_p from the voxel grid $G(\theta)(\mathbf{p}) = V(\mathbf{p})$. These are input to the appearance network F , together with the viewing direction \mathbf{d} and the appearance code ϕ for this object. The network outputs a color \mathbf{c} and a density σ for \mathbf{p} , which are then accumulated along the ray r as in Eq. (4) giving the final color for the pixel. We train the appearance network F by minimizing the loss (6), comparing this final color with the ground truth.

The training of F depends on the occupancy values of the voxel grid V . While we can use the V output by the shape network $G(\theta)$ directly, we achieve higher rendering quality by first pre-training F using the ground truth voxels as V , and then fine-tuning with the estimated V from $G(\theta)$.

4.4. Inference on a test image

Our model is essentially a renderer with two latent codes θ, ϕ that control the shape and appearance of an object in the output image. The model is differentiable along any path from the latent codes to the rendered image, therefore

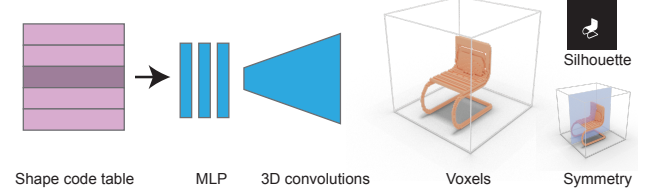


Figure 4. Generative model for 3D shape estimation.

it can be used for the inverse task: given a test image I and its camera parameters K , we can reconstruct the latent codes and then use them for synthesizing a new view of that object.

Estimating the latent codes. We can estimate the latent codes for a test image I by:

$$\arg \min_{\theta, \phi} \|\mathcal{R}(F, K) - I\|^2 + \|G(\theta) - G(\theta)_{sym}\|^2 \quad (8)$$

where \mathcal{R} is the rendering process from Sec. 3 ('Rendering a new view'). Note that F from Eq. (7) depends on ϕ , and on θ via its arguments α_p (Sec. 4.1). The first term of this loss measures the difference between I and its re-rendered version. Hence, minimizing this term means finding the latent codes θ, ϕ that lead to rendering the test image. The second term encourages the voxel grid estimated by G to be symmetric.

Jointly optimizing latent codes and networks. In practice, the above objective is difficult to optimize. The implicit assumptions are that the input image I can be represented by latent codes sampled from their respective latent space, and that it is possible to discover them using gradient descent methods. When the test image is substantially different than the training set, then the appearance latent code ϕ cannot properly express the colors in it. Moreover, the voxel grid output by the shape network G tend to lack thin details. These two phenomena lead to blurry renderings by the appearance network F .

However, we observed that minimizing the objective (8) also over parameters of the shape and appearance networks G, F , in addition to the latent codes θ, ϕ , results in more detailed shape reconstructions and more accurate renderings, even when the test image is from a different domain than the training set. This corresponds to fine-tuning the networks G, F beyond the parameters found during training (Sec. 4.2 and 4.3), allowing to overfit to this particular test image.

In practice, we devised through experimentation that the best results can be achieved by a two-stage optimization procedure, which we describe below.

Importantly, notice how the objective (8) does not require any annotations for the test image apart from the camera parameters (e.g. no ground truth 3D shape). Hence, optimizing it w.r.t. the network parameters is a valid operation even at test time.




Figure 5. Shape reconstruction by (a) optimizing only the shape code, (b) together with fine-tuning the shape network.

Stage 1: Shape code θ and network G . In the first stage, we focus on optimizing the shape code and network parameters in order to get an accurate shape estimation for the object in the test image. To achieve this, we use the appearance network F as a neural renderer that we can backpropagate through to measure the image reconstruction loss (8). Concretely, we keep F fixed and optimize the shape code θ , shape network G and appearance code ϕ , to achieve the best image I reconstruction (8). In other words, we ask the shape code θ and network G to produce an accurate shape so that when it is rendered with appearance code ϕ and network F , it reproduces the input image I .

The fine-tuning of the network G is a necessary element for accurate reconstruction, as the optimization of only the shape code θ results in approximate reconstructions and missing geometric details (Fig. 5). In the experiment section we further evaluate the performance of different optimization strategies.

Stage 2: Appearance code ϕ and network F . In Stage 2, we optimize for the appearance code ϕ and network F , while keeping the shape code and network fixed to the output of Stage 1. Again, our goal is for the rendering \mathcal{R} to be as close as possible to input image I by minimizing (8). In other words, we ask the appearance code ϕ and network F to render the shape $V = G(\theta)$ (estimated in Stage 1) so as to match the input image I .

The fine-tuning of appearance network F is also important, as it results in more accurate reconstructions of the input image (Fig. 6). This is particularly noticeable when the test image I is significantly different than the training data, in which case the optimization of the appearance code ϕ is insufficient. We present a thorough evaluation of this setting in Sec. 5.3.

Rendering a new view K' . So far, we have found the shape and appearance codes and updated networks that enable to re-render the test image I . In order to render a new view I' specified by camera parameters K' , we use the updated latent codes and networks in $\mathcal{R}(F, K')$. Note that our optimizations and fine-tuning avoids trivial solutions, e.g. when the test image I is re-rendered accurately but new views are wrong. Our method achieves this by (1) incorporating prior knowledge of the object class using a learned latent shape and appearance models (G, F); (2) adding a



Figure 6. Image reconstruction by (a) optimizing only the appearance code, (b) together with fine-tuning the appearance network.

symmetry prior in the form of a symmetry loss (Eq. (8)); (3) customizing F to focus on the surface of the object by conditioning it on the geometric scaffold.

5. Experiments

We extensively evaluate our approach for novel view synthesis given a single image on three datasets: (1) an existing benchmark based on ShapeNet (ShapeNet-SRN (Sitzmann et al., 2019), Sec. 5.2); (2) an updated ShapeNet test set with images rendered more realistically and at higher resolution (dubbed ShapeNet-Realistic, Sec. 5.3); (3) the Pix3D (Sun et al., 2018) dataset, with photographs of real objects (Sec. 5.4). Finally, we report results for 3D shape reconstruction on two ShapeNet classes (Sec. 5.5). Additional results can be found in the supplementary material.

Metrics. We evaluate with the standard image quality metrics PSNR and SSIM (Zhou Wang et al., 2004).

Technical details. In all experiments we use positional encoding (Mildenhall et al., 2020) of a 3D point \mathbf{p} with 6 frequencies. The appearance network F has two residual blocks of fully connected layers with width 256. We use 128 rays per image and 128 stratified samples per ray, plus 128 importance samples estimated by the geometric scaffold. The latent codes are initialized from a normal distribution and all optimizations are performed with Adam (Kingma & Ba, 2015). During inference, we optimize the latent codes and networks for 1000 iterations.

5.1. Variants of our method

Our method is highly modular and adjustable. We investigate four variants of our method, which differ in how the object shape is estimated and how it interacts with the appearance network.

Variant 1: Conditional NeRF. This is a simpler version of the appearance network F in (7), which only inputs the position of a point \mathbf{p} and the appearance code ϕ . Hence, we train the network with GLO, optimizing both the network parameters and the appearance codes. Note this variant does not depend on any explicit geometry (no shape scaffold); elements of both the object appearance and the geometry are entangled in the only latent code ϕ . This network can be seen as a variant of GRAF (Schwarz et al., 2020) with only one (optimized) latent code as an input.

Variant	code-only	code+network
V1 Conditional NeRF	22.12 / 0.90	22.05 / 0.91
V2 ShapeFromNR	23.37 / 0.92	23.31 / 0.92
V3 ShapeFromMask	22.94 / 0.91	22.98 / 0.91
V4 ShapeFromGT	25.59 / 0.94	25.65 / 0.94

Table 1. Analysis of four variants of our method on Chairs from ShapeNet-SRN. Results in form PSNR/SSIM.

		PSNR	SSIM
Chairs	TCO (Tatarchenko et al., 2016)	21.27	0.88
	dGQN (Eslami et al., 2018)	21.59	0.87
	SRN (Sitzmann et al., 2019)	22.89	0.89
	ENR (Dupont et al., 2020)	22.83	-
	Ours (ShapeFromNR)	23.37	0.92
Cars	SRN (Sitzmann et al., 2019)	22.25	0.89
	ENR (Dupont et al., 2020)	22.26	-
	Ours (ShapeFromNR)	22.53	0.90

Table 2. Comparison with state-of-the-art methods on Cars and Chairs classes of ShapeNet-SRN.

Variant 2: ShapeFromNR. The second variant corresponds to our description in Sec. 4.4: the appearance network F has the same form as in (7), and both latent codes as network parameters are fit to the test image (NR stands for neural rendering).

Here the geometric scaffold is estimated by optimizing (8), i.e. the reconstruction of the test image. Recall that in doing so, the appearance network helps by acting as a renderer in Stage 1. Then, in Stage 2 the shape network guides the appearance network in the rendering process and thus support fitting ϕ , F to the test image. Hence, the two networks interact fully.

Variant 3: ShapeFromMask. In this variant the geometric scaffold is instead estimated from a given segmentation mask of the object during Stage 1. Concretely, we optimize the shape network G and the latent code θ to fit the mask by minimizing the projection \mathcal{P} of the estimated shape with the given mask (see ‘Training’ in Sec. 4.2). In this variant the shape and appearance networks interact less: the shape network is estimated first based on the mask alone, and then it is fed to the appearance network for Stage 2. As the ShapeNet-SRN dataset does not provide masks, we estimate them automatically using background subtraction, as the backgrounds are uniformly white.

Variant 4: ShapeFromGT. Here we directly provide the ground truth object shape as V to the appearance network. There is no shape network in this variant. This can be seen as an upper bound on the performance on our method, where the appearance network can rely on a perfect indication of where the object surface is, and thus it can more easily render it properly based on the visible parts in the test image.

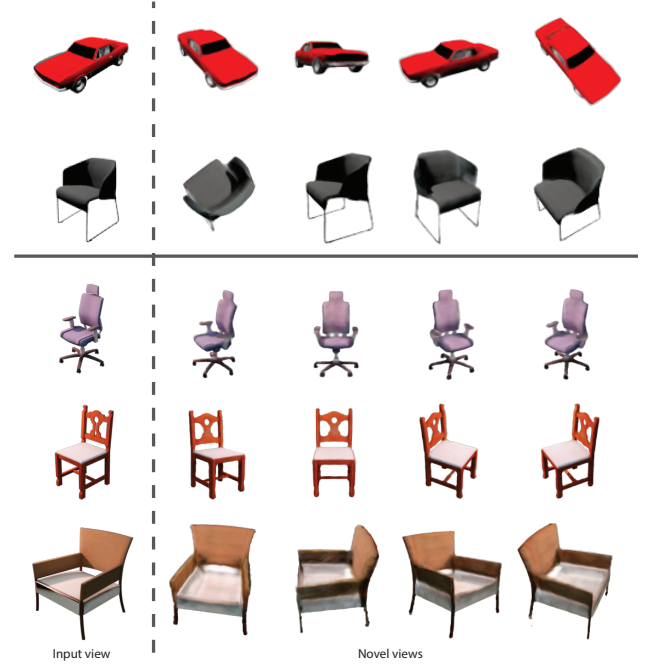


Figure 7. Results on ShapeNet-SRN (top 2 rows) and ShapeNet-Realistic dataset (other rows).

5.2. Novel View Synthesis on ShapeNet-SRN

Settings. We use the same experimental setup and data as (Sitzmann et al., 2019). The dataset consist of 6591 Chairs and 3514 Cars that are split for training, validation and testing. For training, each object is rendered with simple lighting from 50 different viewpoints to images of 128^2 resolution, with the cameras lying on a sphere around the object. For testing, the objects are rendered from 251 views on an archimedean spiral with the same illumination and resolution as training.

At test time, we first fit the model to one of the 251 views as in Sec. 4.4 (plays the role of the test image I), with a procedure that depends on the variant (Sec. 5.1). Then, we render each of other 250 views as described at the end of Sec. 4.4 (they play the role of ‘new views’ requested by the user). Finally, we compare the rendering to the ground truth image to evaluate performance.

Results. Tab. 1 show the performance of the four method variants on the Chair class. First, all variants 2,3,4, which include some form of shape scaffold outperform variant 1. This supports the main contribution of our paper. Interestingly, ShapeFromNR performs somewhat better than ShapeFromMask. This is likely because the training and test images come from the same distribution (same illumination, resolution, etc). Hence the appearance network can accurately guide the shape reconstruction. As expected, ShapeFromGT achieves the best performance, as the ground truth shape is the best guide for the appearance network.

Variant	code-only	code+network
V1 Conditional NeRF	21.86 / 0.86	22.91 / 0.89
V2 ShapeFromNR	21.68 / 0.88	22.07 / 0.89
V3 ShapeFromMask	22.68 / 0.88	23.26 / 0.90
V4 ShapeFromGT	24.84 / 0.91	25.65 / 0.92

Table 3. Evaluation on test Chairs from ShapeNet-Realistic. Here the test images are rendered more realistically than the training set (ShapeNet-SRN). Results in form PSNR/SSIM.

In the columns of Tab. 1, we compare across another axis: optimizing the appearance latent code only, or together with the appearance network. We see that, in this setting, the difference is minor. This is also due to the training and test images having similar characteristics, so the test images can be fit well by optimizing only the appearance latent codes. We show qualitative results in Fig. 7.

Comparison to previous works. We compare our ShapeFromNR method to recent results on this dataset in Tab. 2 (numbers taken from the original papers). We achieve state of the art performance on both classes and for both metrics, with an especially visible improvement on Chairs.

5.3. Novel View Synthesis on ShapeNet-Realistic

Settings. We now perform novel view synthesis on a different synthetic test set. We render each Chair from the test split of ShapeNet-SRN using a path tracer with complex illumination (environment map and local lights, ambient occlusion) to 20 views of resolution 256^2 pixels. These images are more realistic than the original test set of ShapeNet-SRN and they have very different appearance statistics (shadows are in different locations, the color palette is more vibrant, etc.). All model variants are still trained on the original ShapeNet-SRN training set, allowing us to investigate their ability to generalize to a different appearance domain.

Results. Table 3 presents results. First, two of the variants with a shape scaffold (V3,V4) outperform V1, which confirms it helps also in this more challenging setting. This time ShapeFromMask delivers better results than ShapeFromNR. As the test images are substantially different from the training set, the segmentation mask provides a better signal for shape reconstruction than neural rendering from a appearance network trained in a different domain.

Finally and most importantly, by comparing across the columns of Table 3, we see that optimizing the code+network substantially improves the accuracy of all variants, compared to code-only. In this setting the difference is much larger than in Sec. 5.2: optimizing also the networks enables to bridge the gap between the training and test domains. We show qualitative results of novel view synthesis in Fig. 7 using ShapeFromMask with code+network optimization.




Figure 8. Results on Pix3D using the ShapeFromMask variant.

5.4. Novel View Synthesis on Pix3D

We also apply our ShapeFromMask method to real photographs from Pix3D (Sun et al., 2018), using given masks as input (Fig. 8). The model is still trained on the simple ShapeNet-SRN renderings, thus again demonstrating generalization to a new domain.

5.5. Shape reconstruction

We additionally evaluate the 3D reconstruction performance of the shape network G for the ShapeFromMask variant in the standard ShapeNet setting of (Choy et al., 2016) using the evaluation protocol of Occupancy Networks (Mescheder et al., 2019). Our method performs on par with Occupancy Networks for Chair (ours 0.49 vs 0.50 IoU) and better for Car (ours 0.77 vs 0.74 IoU). This shows we provide strong performance also for this task.

6. Conclusion

We present a method for estimating a radiance field from a single image using both explicit and implicit representations. Our generative process builds a geometric scaffold for an object and then uses for estimating the radiance field. By inverting the process, we recover the explicit and implicit parameters and use them for synthesizing novel views. We show state-of-the-art results on a standard novel view synthesis dataset and we demonstrate generalization to images that differ significantly from the training data.

References

- Bojanowski, P., Joulin, A., Lopez-Pas, D., and Szlam, A. Optimizing the Latent Space of Generative Networks. In *ICML*, 2018.
- Brock, A., Lim, T., Ritchie, J. M., and Weston, N. Generative and discriminative voxel modeling with convolutional neural networks. *arXiv preprint arXiv:1608.04236*, 2016.
- Chen, W., Ling, H., Gao, J., Smith, E., Lehtinen, J., Jacobson, A., and Fidler, S. Learning to predict 3d objects with an interpolation-based differentiable renderer. In *NeurIPS*, 2019.
- Chen, Z. and Zhang, H. Learning implicit fields for generative shape modeling. In *CVPR*, 2019.
- Chen, Z., Tagliasacchi, A., and Zhang, H. BSP-Net: Generating compact meshes via binary space partitioning. In *CVPR*, 2020.
- Choy, C. B., Xu, D., Gwak, J., Chen, K., and Savarese, S. 3d-r2n2: A unified approach for single and multi-view 3d object reconstruction. In *ECCV*, 2016.
- Dellaert, F. and Yen-Chen, L. Neural volume rendering: Nerf and beyond. *arXiv preprint arXiv:2101.05204*, 2020.
- Dupont, E., Martin, M. B., Colburn, A., Sankar, A., Susskind, J. M., and Shan, Q. Equivariant neural rendering. In *ICML*, 2020.
- Eigen, D., Puhrsch, C., and Fergus, R. Depth map prediction from a single image using a multi-scale deep network. In *NIPS*, 2014.
- Eslami, S. M. A., Jimenez Rezende, D., Besse, F., Viola, F., Morcos, A. S., Garnelo, M., Ruderman, A., Rusu, A. A., Danihelka, I., Gregor, K., Reichert, D. P., Buesing, L., Weber, T., Vinyals, O., Rosenbaum, D., Rabinowitz, N., King, H., Hillier, C., Botvinick, M., Wierstra, D., Kavukcuoglu, K., and Hassabis, D. Neural scene representation and rendering. *Science*, 2018.
- Fan, H., Su, H., and Guibas, L. J. A point set generation network for 3d object reconstruction from a single image. In *CVPR*, 2017.
- Härkönen, E., Hertzmann, A., Lehtinen, J., and Paris, S. Ganspace: Discovering interpretable gan controls. In *NeurIPS*, 2020.
- Hartley, R. I. and Zisserman, A. *Multiple View Geometry in Computer Vision*. Cambridge University Press, 2004.
- Insafutdinov, E. and Dosovitskiy, A. Unsupervised learning of shape and pose with differentiable point clouds. In *NeurIPS*, 2018.
- Karras, T., Laine, S., and Aila, T. A style-based generator architecture for generative adversarial networks. In *CVPR*, 2019.
- Kazhdan, M., Bolitho, M., and Hoppe, H. Poisson surface reconstruction. In *SGP*, 2006.
- Kingma, D. P. and Ba, J. Adam: A method for stochastic optimization. In *ICLR*, 2015.
- Kutulakos, K. N. and Seitz, S. M. A theory of shape by space carving. *IJCV*, 2000.
- Li, T.-M., Aittala, M., Durand, F., and Lehtinen, J. Differentiable monte carlo ray tracing through edge sampling. In *SIGGRAPH Asia*, 2018.
- Marr, D. *Vision: A Computational Investigation into the Human Representation and Processing of Visual Information*. 1982.
- Matusik, W., Pfister, H., Brand, M., and McMillan, L. A data-driven reflectance model. *ACM Transactions on Graphics*, 2003.
- Max, N. Optical models for direct volume rendering. *IEEE Transactions on Visualization and Computer Graphics*, 1995.
- Mescheder, L., Oechsle, M., Niemeyer, M., Nowozin, S., and Geiger, A. Occupancy networks: Learning 3d reconstruction in function space. In *CVPR*, 2019.
- Mildenhall, B., Srinivasan, P. P., Tancik, M., Barron, J. T., Ramamoorthi, R., and Ng, R. NeRF: Representing Scenes as Neural Radiance Fields for View Synthesis. In *ECCV*, 2020.
- Nash, C., Ganin, Y., Eslami, S. A., and Battaglia, P. Polygen: An autoregressive generative model of 3d meshes. In *ICML*, 2020.
- Niemeyer, M., Mescheder, L., Oechsle, M., and Geiger, A. Differentiable volumetric rendering: Learning implicit 3d representations without 3d supervision. In *CVPR*, 2020.
- Oechsle, M., Mescheder, L., Niemeyer, M., Strauss, T., and Geiger, A. Texture fields: Learning texture representations in function space. In *ICCV*, 2019.
- Park, J. J., Florence, P., Straub, J., Newcombe, R., and Lovegrove, S. DeepSDF: Learning continuous signed distance functions for shape representation. In *CVPR*, 2019.
- Qi, C. R., Su, H., Mo, K., and Guibas, L. J. PointNet: Deep learning on point sets for 3d classification and segmentation. In *CVPR*, 2017.

- Riegler, G. and Koltun, V. Free view synthesis. In *ECCV*, 2020a.
- Riegler, G. and Koltun, V. Stable view synthesis. *arXiv preprint arXiv:2011.07233*, 2020b.
- Scharstein, D. and Szeliski, R. A taxonomy and evaluation of dense two-frame stereo correspondence algorithms. In *IJCV*, 2002.
- Schwarz, K., Liao, Y., Niemeyer, M., and Geiger, A. GRAF: Generative radiance fields for 3d-aware image synthesis. In *NeurIPS*, 2020.
- Seitz, S. M. and Dyer, C. R. Photorealistic scene reconstruction by voxel coloring. *IJCV*, 1999.
- Seitz, S. M., Curless, B., Diebel, J., Scharstein, D., and Szeliski, R. A comparison and evaluation of multi-view stereo reconstruction algorithms. In *CVPR*, 2006.
- Shu, Z., Yumer, E., Hadap, S., Sunkavalli, K., Shechtman, E., and Samaras, D. Neural face editing with intrinsic image disentangling. In *CVPR*, 2017.
- Sitzmann, V., Zollhöfer, M., and Wetzstein, G. Scene Representation Networks: Continuous 3D-Structure-Aware Neural Scene Representations. In *NeurIPS*, 2019.
- Sitzmann, V., Chan, E. R., Tucker, R., Snavely, N., and Wetzstein, G. MetaSDF: Meta-learning signed distance functions. In *NeurIPS*, 2020.
- Sun, X., Wu, J., Zhang, X., Zhang, Z., Zhang, C., Xue, T., Tenenbaum, J. B., and Freeman, W. T. Pix3D: Dataset and Methods for Single-Image 3D Shape Modeling. In *CVPR*, 2018.
- Tatarchenko, M., Dosovitskiy, A., and Brox, T. Multi-view 3d models from single images with a convolutional network. In *ECCV*, 2016.
- Tewari, A., Fried, O., Thies, J., Sitzmann, V., Lombardi, S., Sunkavalli, K., Martin-Brualla, R., Simon, T., Saragih, J., Nießner, M., et al. State of the art on neural rendering. In *Computer Graphics Forum*, 2020.
- Thies, J., Zollhöfer, M., and Nießner, M. Deferred neural rendering: Image synthesis using neural textures. In *SIGGRAPH*, 2019.
- Trevithick, A. and Yang, B. Grf: Learning a general radiance field for 3d scene representation and rendering. *arXiv preprint arXiv:2010.04595*, 2020.
- Tulsiani, S., Zhou, T., Efros, A. A., and Malik, J. Multi-view supervision for single-view reconstruction via differentiable ray consistency. In *CVPR*, 2017.
- Wang, N., Zhang, Y., Li, Z., Fu, Y., Liu, W., and Jiang, Y.-G. Pixel2mesh: Generating 3d mesh models from single rgb images. In *ECCV*, 2018.
- Wiles, O., Gkioxari, G., Szeliski, R., and Johnson, J. SynSin: End-to-end view synthesis from a single image. In *CVPR*, 2020.
- Yu, A., Ye, V., Tancik, M., and Kanazawa, A. pixelNeRF: Neural radiance fields from one or few images. *arXiv preprint arXiv:2012.02190*, 2020.
- Yu, Y., Debevec, P., Malik, J., and Hawkins, T. Inverse global illumination: Recovering reflectance models of real scenes from photographs. In *SIGGRAPH*, 1999.
- Zhou Wang, Bovik, A. C., Sheikh, H. R., and Simoncelli, E. P. Image quality assessment: from error visibility to structural similarity. *Transactions on Image Processing*, 2004.
- Zhu, J.-Y., Krähenbühl, P., Shechtman, E., and Efros, A. A. Generative visual manipulation on the natural image manifold. In *ECCV*, 2016.