

$N = 2$ is largeRyuichiro Kitano,^{1,2} Ryutaro Matsudo,¹ Norikazu Yamada,^{1,2} and Masahito Yamazaki³¹High Energy Accelerator Research Organization (KEK), Tsukuba 305-0801, Japan²Graduate University for Advanced Studies (SOKENDAI), Tsukuba 305-0801, Japan³Kavli Institute for the Physics and Mathematics of the Universe (WPI),
University of Tokyo, Kashiwa, Chiba 277-8583, Japan

(Dated: February 28, 2025)

We study the θ dependence of the free energy density of the four-dimensional SU(2) Yang-Mills theory at zero and high temperatures with lattice numerical simulations. The subvolume method to create a $\theta \neq 0$ domain in the lattice configurations enables us to successfully calculate the energy density up to $\theta \sim 3\pi/2$. At high temperatures we obtain results predicted by the instanton computations. By contrast at zero temperature we find that the theory exhibits spontaneous CP breaking at $\theta = \pi$ in accordance with the large N prediction. We therefore conclude that the SU(2) Yang-Mills theory is in the large N class. The surface tension of the $\theta \neq 0$ domain turns out to be negative at $T = 0$.

Introduction

The θ parameter of the 4d Yang-Mills theory controls relative weights of different topological sectors in the path integral. Despite long history, it still remains as a challenging problem to identify the effect of the θ parameter on the non-perturbative dynamics of the theory.

For the special value $\theta = \pi$ the Lagrangian has CP symmetry and we can ask whether or not the CP is spontaneously broken. In the large N limit [1] spontaneous CP violation at $\theta = \pi$ was demonstrated in Refs. [2–4]. For finite N a mixed anomaly between the CP symmetry and the \mathbb{Z}_N center symmetry shows that the CP symmetry in the confining phase has to be broken [5]. A similar conclusion was derived by studying restoration of the equivalence of local observables in SU(N) and SU(N)/ \mathbb{Z}_N gauge theories in the infinite volume limit [6]. (See also Refs. [7–9].) While these theoretical developments have narrowed down possible scenarios, an explicit nonperturbative calculation is necessary to unambiguously settle the fate of the CP symmetry at $\theta = \pi$. Any numerical simulation directly at $\theta = \pi$, however, has been difficult due to the notorious sign problem.

In Ref. [10] three of the authors of the present paper studied the vacuum energy density of the 4d SU(2) Yang-Mills theory around $\theta = 0$ by lattice numerical simulations. The case of SU(2) gauge group is of particular interest since $N = 2$ is farthest away from the large N limit: there is a well-known parallel between 2d CP(1) and 4d SU(2) model [32], and the known vacuum at $\theta = \pi$ in the former [12] alludes to the appearance of gapless theory in the latter. By observing that the first two numerical coefficients in the θ expansion obey the large N scaling [33], it was inferred in Ref. [10] that the 4d SU(2) Yang-Mills theory at $\theta = \pi$ has spontaneous CP breaking, contrary to the naive expectation from the 2d CP(1) model.

In this work, we introduce a new method, the subvolume method [34], to explore the θ dependence of the free energy *without any series expansion in θ* . We demon-

strate spontaneous CP violation in 4d SU(2) Yang-Mills theory at $\theta = \pi$ at zero temperature, in consistency with the results of Ref. [10].

Subvolume Method and Lattice Simulation

Let us summarize our numerical simulation methods, highlighting in particular the subvolume method.

After generating a number of gauge field configurations at $\theta = 0$ and implementing the APE smearing [21], the topological charge density $q(x)$ is calculated with the five-loop improved topological charge operator [16] on the lattice. The subvolume topological charge Q_{sub} is computed by summing $q(x)$ over a subvolume V_{sub} as

$$Q_{\text{sub}} = \sum_{x \in V_{\text{sub}}} q(x). \quad (1)$$

We then calculate the free energy density of the subvolume to be [20, 22]

$$f_{\text{sub}}(\theta) = -\frac{1}{V_{\text{sub}}} \ln \langle \cos(\theta Q_{\text{sub}}) \rangle. \quad (2)$$

The free energy density of the whole system is obtained by extrapolation into the infinite volume:

$$f(\theta) = \lim_{V_{\text{sub}} \rightarrow \infty} f_{\text{sub}}(\theta). \quad (3)$$

For numerical consistency checks it is also useful to calculate their θ -derivatives:

$$\frac{df(\theta)}{d\theta} = \lim_{V_{\text{sub}} \rightarrow \infty} \frac{df_{\text{sub}}(\theta)}{d\theta}, \quad (4)$$

$$\frac{df_{\text{sub}}(\theta)}{d\theta} = \frac{1}{V_{\text{sub}}} \frac{\langle Q_{\text{sub}} \sin(\theta Q_{\text{sub}}) \rangle}{\langle \cos(\theta Q_{\text{sub}}) \rangle}. \quad (5)$$

The calculation is carried out for the lattice 4d SU(2) Yang-Mills theory at zero and finite temperatures. For the zero temperature simulation, we employ the configurations generated in our previous work [10]. In addition, two ensembles corresponding to $T = 1.2 T_c$ and $1.6 T_c$ are

newly generated at the lattice coupling $\beta = 1.975$, the same value as the zero temperature ensemble. The simulation parameters of these ensembles are summarized in Tab. I.

| $N_S^3 \times N_T$ | T/T_c | fit range in n_{APE} | statistics | $a^4 \chi \times 10^5$ |
|--------------------|---------|-------------------------------|------------|------------------------|
| $24^3 \times 48$ | 0 | [20,40] | 68,000 | 2.54(3) |
| $24^3 \times 8$ | 1.21 | [25,45] | 5,000 | 1.31(7) |
| $24^3 \times 6$ | 1.62 | [30,50] | 5,000 | 0.61(5) |

TABLE I: The lattice parameters of the three ensembles. The tree-level Symanzik improved action [23] is taken for the gauge action. We choose periodic boundary conditions in all four directions in all our ensembles. The value $1/(aT_c) = 9.50$ from Ref. [24] is used to estimate T/T_c , where T_c is the critical temperature at $\theta = 0$.

The topological charge density measured at each smearing step is uniformly shifted so that the values of the global topological charge $Q = \sum_{x \in V} q(x)$ are closest to integers. The measurement is carried out every five smearing steps. For the APE smearing, we take $\alpha = 0.6$ in the notation of Ref. [25].

Topological observables are distorted by topological lumps that are taken away by smearing. The smearing may also alter physical topological excitations. We studied this point in detail in Ref. [10], and developed the procedure to undo the effects of smearing. The procedure consists of the extrapolation of the observables to the zero smearing limit by fitting the observables over a suitable interval of the smearing steps. The fit range is fixed in advance by examining the response of the global topological charge to the smearing. The resulting fit range is shown in Tab. I. Using the global topological charge Q determined as such, we determined the topological susceptibilities $\chi = \langle Q^2 \rangle / V$, whose values are summarized in Tab. I for later use.

Each configuration is separated by ten Hybrid Monte Carlo (HMC) trajectories. Statistical errors are estimated by the single-elimination jack-knife method with the binsize of 500 and 100 configurations for zero and finite temperatures, respectively.

Numerical Results

High Temperature

We first explore the free energy density at $T = 1.2 T_c$, where the instanton prediction [26], $f(\theta) \sim \chi(1 - \cos \theta)$, is believed to be valid. The θ -dependence is explored in the range of $\theta_k = k\pi/10$ with $k \in [1, 20]$. Using the translational invariance, a single-sized subvolume $V_{\text{sub}}/a^4 = l^3 \times N_T$ is taken from 64 places per a configuration, and the size is varied by changing the values of l . The infinite volume limit is obtained by fitting $f_{\text{sub}}(\theta)$ to

$$f_{\text{sub}}(\theta) = f(\theta) + \frac{a s_1(\theta)}{l}, \quad (6)$$

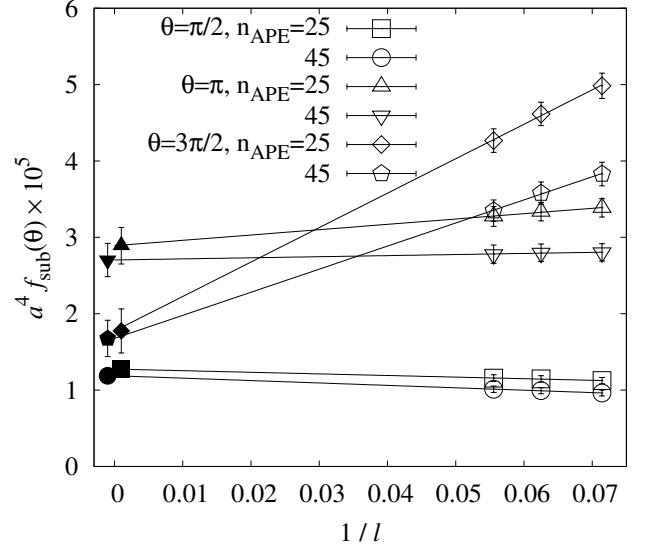


FIG. 1: Examples of subvolume dependence of $f_{\text{sub}}(\theta)$ and the extrapolation to the infinite volume.

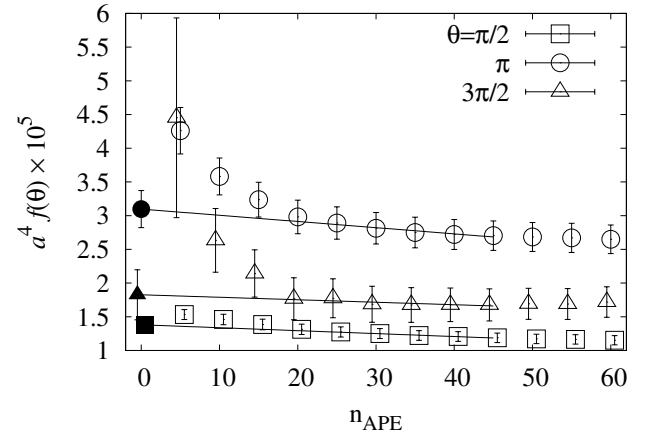


FIG. 2: The linear extrapolation of $f(\theta)$ to $n_{\text{APE}} = 0$.

where $s_1(\theta)$ denotes the surface tension of the nonzero θ domain. The extrapolation of $f_{\text{sub}}(\theta)$ for several values of n_{APE} and θ are shown in Fig. 1, where n_{APE} is the number of steps at which $f_{\text{sub}}(\theta)$ is calculated. The data in the range of $14 \leq l \leq 18$ are fitted to (6) with permissible quality. It is seen that the n_{APE} dependence shrinks toward the infinite volume limit.

The results in the infinite volume limits thus obtained are then extrapolated to the $n_{\text{APE}} = 0$ limit at each value of θ with the fit range shown in Tab. I. The results are shown in Fig. 2.

Finally, the θ dependence of the free energy density is shown in Fig. 3, where $f(\theta)$ is normalized by the topological susceptibility determined using the global topological charge. The results in the large N limit, $f(\theta)/\chi = \theta^2/2$,

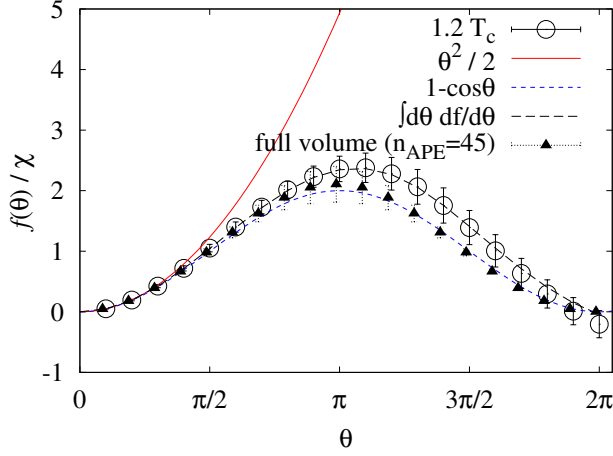


FIG. 3: The θ dependence of $f(\theta)$ at $T = 1.2 T_c$.

and the instanton prediction, $f(\theta)/\chi = 1 - \cos \theta$, are shown by the solid and dotted curves, respectively. The result is consistent with the instanton prediction as it should be. Note that the observed periodicity $\theta \sim \theta + 2\pi$ is far from obvious in the subvolume method, as the surface tension term in Eq. (6) is not 2π periodic. Further consistency check is made by comparing the result with that obtained from the numerical integration of $df(\theta)/d\theta$, which is shown as the dashed curve. We observe no significant deviations in the comparison.

The free energy obtained on the full volume shows the similar behavior even without any extrapolation, as shown in the plot. One may think that this is the simplest method to estimate $f(\theta)$. However, this method always yields, if available, $df(\theta)/d\theta|_{\theta=\pi} = 0$ independently of whether the spontaneous CP violation occurs or not. In order to obtain correct infinite-volume results one would have to repeat the full volume calculation on lattices with varying full volumes and take the infinite volume limit. The subvolume method skips such a tedious procedure.

We performed the same analysis at $T = 1.6 T_c$, which leads to the results almost identical to those in Fig. 3.

Zero Temperature

We repeat the same procedure described above at $T = 0$ with subvolumes $V_{\text{sub}}/a^4 = l^4$ from 512 places per a configuration. This time, the calculation sometimes fails when θQ_{sub} becomes large because the statistical fluctuation makes the jack-knife samples of $\langle \cos(\theta Q_{\text{sub}}) \rangle$ negative, which can be regarded as a reflection of the sign problem in this approach. We nevertheless have found enough data points for our analysis.

Figure 4 shows the infinite volume limit of $f_{\text{sub}}(\theta)$. In this case, the fit range in l is set to be $12 \leq l \leq 20$ keeping chi-squared values acceptable. Figure 5 shows the linear extrapolation to the $n_{\text{APE}} = 0$ limit. The linear fit works well for the chosen fit range in Tab. I. Finally, the resulting $f(\theta)$ and $df(\theta)/d\theta$ are shown in Fig. 6 together

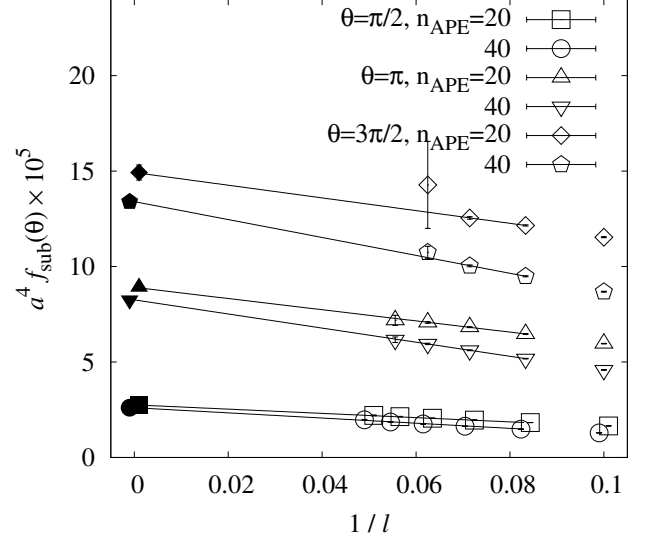


FIG. 4: The linear extrapolation of $f_{\text{sub}}(\theta)$ to the infinite volume limit.

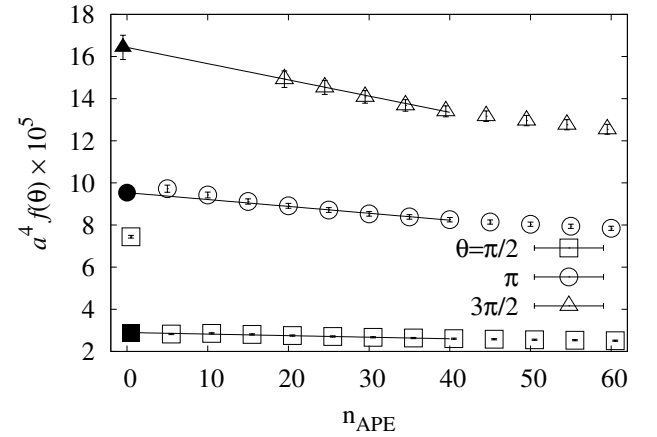


FIG. 5: The linear extrapolation of the energy density $a^4 f(\theta)$ to the $n_{\text{APE}} = 0$ limit.

with the predictions from the large N and the instanton calculus. The numerical consistency between $f(\theta)$ and $df(\theta)/d\theta$ is checked and shown in the dashed curves. In the $T = 0$ case, the calculation around $\theta = 2\pi$ fails and no result is available. It is important to note that clearly $df(\theta)/d\theta|_{\theta=\pi} \neq 0$. This means that the CP symmetry at $\theta = \pi$ is spontaneously broken at the zero temperature as $df(\theta)/d\theta = -i\langle q(x) \rangle$ is CP odd. One can conclude that the 4d SU(2) Yang-Mills theory is in the large- N class unlike the 2d CP¹ model.

In Fig. 7, the resulting surface tension $s_1(\theta)$ is compared with that for $T = 1.2 T_c$. It turns out that the tension strongly depends on both θ and temperature T , and is negative at $T = 0$.

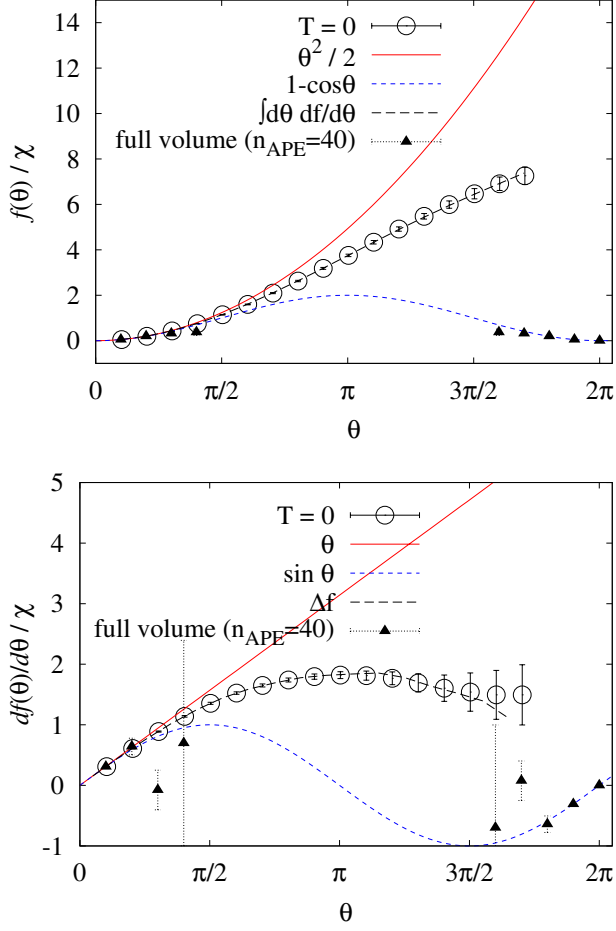


FIG. 6: The θ dependence of energy density $f(\theta)$ (top) and its derivative $df(\theta)/d\theta$ (bottom).

Discussion and Conclusion

The energy density $f(\theta)$ obtained at $T = 0$ in Fig. 6 is not 2π periodic. This is not a lattice artifact, and requires physical interpretation. The subvolume method is equivalent to the modification of the θ term inside the subvolume. If the difference of θ is a multiple of 2π , it corresponds to the insertion of an interface operator whose free energy should scale as the surface area of the subvolume when the subvolume is large enough. The lack of 2π periodicity in the free energy density in the $V_{\text{sub}} \rightarrow \infty$ limit should thus be interpreted as the presence of a meta-stable vacuum for a fixed value of θ (except for $\theta = \pi$ where two vacua interchanged by CP are degenerate and stable). The interface configuration has an energy difference which scales as the subvolume because the vacuum inside the subvolume remains in the meta-stable vacuum. The meta-stable vacuum should eventually decay into the stable one by the creation of a dynamical domain wall that attaches to the interface. Although such a behavior could not be seen in the lattice simulation, it is interesting to learn that such a domain

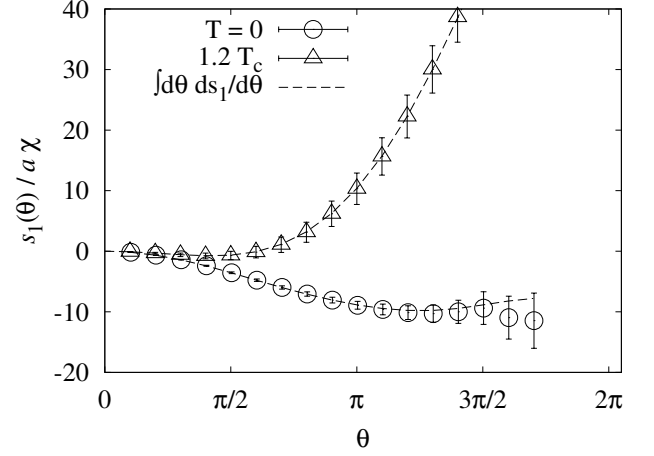


FIG. 7: Comparison of θ dependence of the surface tension $s_1(\theta)$ at $T = 0$ and $1.2 T_c$.

wall object actually exists in the Yang-Mills theory.

The sign problem shows up in this work as the failure of the calculation of $\ln\langle \cos(\theta Q_{\text{sub}}) \rangle$, but the infinite volume extrapolation using available data is still under control as shown in Figs. 1 and 4. The calculation is successfully done up to $\theta \sim 3\pi/2$. We conclude that CP is spontaneously broken in the vacuum in the 4d SU(2) Yang-Mills theory at $\theta = \pi$ [35] and that there is a phase transition to recover the CP symmetry at some finite temperature.

While numerical results are not accurate past $\theta \sim 3\pi/2$, there are indications that the derivative $df(\theta)/d\theta$ decreases past $\theta = \pi$, and becomes smaller near $\theta \sim 2\pi$. This is consistent with the expectation [11] that there are two metastable branches of the SU(2) theory, each of which has 4π periodicity.

In summary, we developed the subvolume method for the 4d Yang-Mills theory, which successfully computes vacuum energy densities for finite values of θ , including $\theta = \pi$. Further details will be described in the forthcoming paper [30]. It is a fascinating question to ask if our method is applicable for other questions with sign problems, such as gauge theories with finite values of the chemical potential.

This work is based in part on the Bridge++ code [31] and is supported in part by JSPS KAKENHI Grant-in-Aid for Scientific Research (Nos. 19H00689 [RK, NY, MY], 18K03662 [NY], 19K03820, 20H05850, 20H05860 [MY]) and MEXT KAKENHI Grant-in-Aid for Scientific Research on Innovative Areas (No. 18H05542 [RK]). Numerical computation in this work was carried out in part on the Oakforest-PACS and Cygnus under Multi-disciplinary Cooperative Research Program (No. 17a15) in Center for Computational Sciences, University of Tsukuba; Fujitsu PRIMERGY CX600M1/CX1640M1 (Oakforest-PACS) in the Information Technology Center, the University of Tokyo.

-
- [1] G. 't Hooft, Nucl. Phys. B **72**, 461 (1974)
- [2] E. Witten, Annals Phys. **128**, 363 (1980)
- [3] G. 't Hooft, Nucl. Phys. B **190**, 455-478 (1981)
- [4] E. Witten, Phys. Rev. Lett. **81**, 2862-2865 (1998) [arXiv:hep-th/9807109 [hep-th]].
- [5] D. Gaiotto, A. Kapustin, Z. Komargodski and N. Seiberg, JHEP **05**, 091 (2017) [arXiv:1703.00501 [hep-th]].
- [6] R. Kitano, T. Suyama and N. Yamada, JHEP **09**, 137 (2017) [arXiv:1709.04225 [hep-th]].
- [7] V. Azcoiti, A. Galante and V. Laliena, Prog. Theor. Phys. **109**, 843-851 (2003) [arXiv:hep-th/0305065 [hep-th]].
- [8] M. Yamazaki, JHEP **10**, 172 (2018) [arXiv:1711.04360 [hep-th]].
- [9] Z. Wan, J. Wang and Y. Zheng, Annals Phys. **414**, 168074 (2020) [arXiv:1812.11968 [hep-th]].
- [10] R. Kitano, N. Yamada and M. Yamazaki, JHEP **2021**, 73 (2021), [arXiv:2010.08810 [hep-lat]].
- [11] M. Yamazaki and K. Yonekura, JHEP **07**, 088 (2017) [arXiv:1704.05852 [hep-th]].
- [12] F. D. M. Haldane, Phys. Rev. Lett. **50**, 1153-1156 (1983); F. D. M. Haldane, Phys. Lett. A **93**, 464-468 (1983); I. Affleck and F. D. M. Haldane, Phys. Rev. B **36**, 5291-5300 (1987); R. Shankar and N. Read, Nucl. Phys. B **336**, 457-474 (1990); I. Affleck, Phys. Rev. Lett. **66**, 2429-2432 (1991); A. B. Zamolodchikov and A. B. Zamolodchikov, Nucl. Phys. B **379**, 602-623 (1992); W. Bietenholz, A. Pochinsky and U. J. Wiese, Phys. Rev. Lett. **75**, 4524-4527 (1995); B. Alles and A. Papa, Phys. Rev. D **77**, 056008 (2008); [arXiv:0711.1496 [cond-mat.stat-mech]]; B. Alles, M. Giordano and A. Papa, Phys. Rev. B **90**, no.18, 184421 (2014) [arXiv:1409.1704 [hep-lat]].
- [13] B. Lucini and M. Teper, JHEP **06**, 050 (2001) [arXiv:hep-lat/0103027 [hep-lat]].
- [14] L. Del Debbio, H. Panagopoulos and E. Vicari, JHEP **08**, 044 (2002) [arXiv:hep-th/0204125 [hep-th]].
- [15] C. Bonati, M. D'Elia, P. Rossi and E. Vicari, Phys. Rev. D **94**, no. 8, 085017 (2016) [arXiv:1607.06360 [hep-lat]].
- [16] P. de Forcrand, M. Garcia Perez and I. O. Stamatescu, Nucl. Phys. B **499**, 409 (1997) [hep-lat/9701012].
- [17] T. A. DeGrand, A. Hasenfratz and T. G. Kovacs, Nucl. Phys. B **505**, 417-441 (1997) [arXiv:hep-lat/9705009 [hep-lat]].
- [18] B. Alles, M. D'Elia and A. Di Giacomo, Phys. Lett. B **412**, 119-124 (1997) [arXiv:hep-lat/9706016 [hep-lat]].
- [19] B. A. Berg and D. A. Clarke, Phys. Rev. D **97**, no.5, 054506 (2018) [arXiv:1710.09474 [hep-lat]].
- [20] P. Keith-Hynes and H. Thacker, Phys. Rev. D **78**, 025009 (2008) [arXiv:0804.1534 [hep-lat]].
- [21] M. Albanese *et al.* [APE], Phys. Lett. B **192**, 163-169 (1987)
- [22] M. Luscher, Phys. Lett. B **78**, 465-467 (1978)
- [23] P. Weisz, Nucl. Phys. B **212**, 1-17 (1983).
- [24] P. Giudice and S. Piemonte, Eur. Phys. J. C **77**, no.12, 821 (2017) [arXiv:1708.01216 [hep-lat]].
- [25] C. Alexandrou, A. Athenodorou, K. Cichy, A. Dromard, E. Garcia-Ramos, K. Jansen, U. Wenger and F. Zimmermann, Eur. Phys. J. C **80**, no.5, 424 (2020) [arXiv:1708.00696 [hep-lat]].
- [26] G. 't Hooft, Phys. Rev. D **14**, 3432 (1976) [Phys. Rev. D **18**, 2199 (1978)].
- [27] C. Bonati, M. D'Elia, H. Panagopoulos and E. Vicari, Phys. Rev. Lett. **110**, no.25, 252003 (2013) [arXiv:1301.7640 [hep-lat]].
- [28] M. Unsal, Phys. Rev. D **86**, 105012 (2012) [arXiv:1201.6426 [hep-th]].
- [29] M. Ünsal, "Strongly coupled QFT dynamics via TQFT coupling," [arXiv:2007.03880 [hep-th]].
- [30] R. Kitano, R. Matsudo, N. Yamada and M. Yamazaki, in progress.
- [31] S. Ueda, S. Aoki, T. Aoyama, K. Kanaya, H. Matsufuru, S. Motoki, Y. Namekawa, H. Nemura, Y. Taniguchi and N. Ukita, J. Phys. Conf. Ser. **523**, 012046 (2014)
- [32] See Refs. [8, 11] for more precise connections between the two.
- [33] See Refs. [13–15] for large N scaling of the first two coefficients in the θ expansion in the $SU(N)$ gauge theory. For $SU(2)$ theory the first coefficient in the θ expansion, the topological susceptibility χ , was estimated in Refs. [13, 16–19].
- [34] See Ref. [20] for an application of the similar methods for the 2d $CP(N)$ -model.
- [35] See also Refs. [28] and [29] for analytic discussions.