

Many-body quantum thermal machines

Victor Mukherjee*

Department of Physical Sciences, IISER Berhampur, Berhampur 760010, India

Uma Divakaran†

Department of Physics, Indian Institute of Technology Palakkad, Palakkad, 678557, India

Thermodynamics of quantum systems and quantum thermal machines are rapidly developing fields, which have already delivered several promising results, as well as raised many intriguing questions. Many-body quantum machines present new opportunities stemming from many-body effects. At the same time, they pose new challenges related to many-body physics. In this short review we discuss some of the recent developments on technologies based on many-body quantum systems. We mainly focus on many-body effects in quantum thermal machines. We also briefly address the role played by many-body systems in the development of quantum batteries and quantum probes.

CONTENTS

I. Introduction	2
II. Technical details	2
A. Dissipative dynamics of a many-body quantum system collectively coupled to a bath	3
B. Scaling theory in critical systems	5
C. Dissipative dynamics in free-Fermionic systems	7
D. Counterdiabatic driving	8
E. Work and heat	10
III. Thermal machines with collective coupling	10
A. Collective effects in Otto engines	10
B. Collective effects in continuous thermal machines	13
C. Collective effects due to spin statistics	14
IV. Interacting many-body quantum thermal machines	14
A. Critical engines	15
B. Shortcuts to adiabaticity	18
C. Quantum advantage in many-body thermal machines	20
D. Quantum engines based on localized states	22
E. Quantum Szilard engine with interacting Bosons	24
V. Quantum batteries and quantum probes	24
A. Quantum batteries	24
B. Quantum probes	25
VI. Discussion and outlook	25
Acknowledgments	26
References	26

* mukherjeev@iiserbpr.ac.in

† uma@iitpkd.ac.in

I. INTRODUCTION

Recent years have witnessed a plethora of theoretical and experimental studies of technologies at the microscopic scales [1, 2]. The laws of quantum mechanics in general play vital roles in dictating the behaviors of systems at the atomic scales [3]. At the same time, the operation of thermal machines is guided by the laws of thermodynamics, as has been well known since the last two centuries [4, 5]. Naturally, studying the operation of quantum thermal machines poses the challenge of understanding the laws of thermodynamics in quantum regime, which has in turn led to the burgeoning field of quantum thermodynamics [6–18]. The recent remarkable progress in our understanding of the thermodynamics in quantum regime, and in realizing thermal machines and related technologies based on quantum systems, have been largely driven by the current expertise in experimentally probing and controlling systems at the microscopic scales [19–23]. This advancements in experimental know-how has given us unprecedented ability to devise microscopic machines [24–30], which may be guided by the laws of quantum thermodynamics.

One of the major aims of the field of quantum thermodynamics is the development of quantum machines which can prove to be significantly beneficial, when compared to the existing machines based on classical physics. Most of the works done till now in this field have addressed machines based on single or few-body quantum systems. On the other hand, achieving significant advantage through quantum machines in general demands scaling-up of such machines to many-body systems. This is a highly non-trivial problem, owing to the exponentially increasing dimension of the Hilbert space with system size. However, this also gives us the opportunity to understand the fundamental physics of thermodynamics of many-body quantum systems. In order to address this challenge, we need to develop our understanding of the dynamics of many-body systems driven out of equilibrium, and in presence of dissipative thermal and non-thermal baths. Recently several works have addressed this issue. For example, master equations aimed at studying the dynamics of many-body quantum systems in presence of dissipative environments have been developed [31–33]. Such studies can help to answer questions regarding several intriguing many-body effects in presence of dissipative baths, such as topological properties [34, 35], phase transitions [36–38] and many-body localization [39–41] to name a few.

There are already several works which give the readers in-depth reviews of different aspects of quantum thermodynamics, principles of quantum thermal machines and related quantum technologies; for example, see Refs. [8–10, 12, 13, 16–18]. In contrast, in this short non-exhaustive review, we specifically focus on the role played by many-body systems in different emerging quantum technologies. We shall mainly discuss quantum engines and refrigerators based on many-body working mediums (WM), and also briefly address the important role played by many-body systems in the studies of quantum probes and quantum batteries. The many-body effects may arise due to collective coupling between a many-body system and external dissipative baths [42–44], or due to inter-particle interactions in a many-body system [45–51]. Several works have focussed on utilizing these many-body effects to design novel quantum thermal machines [42–46, 49, 50, 52–55], quantum batteries [56–68] and quantum probes [44, 69–75]. In light of the recent rapid progress in experimental studies of quantum systems, one can envisage experimental realizations of such technologies in very near future, in several existing platforms, such as those based on Rydberg atoms [76, 77], ion traps [25], optical lattices [78] and nitrogen vacancy centers in diamonds [28].

This review is organized as follows: in Sec. II, we present some of the technical details that would be helpful for the readers to follow this review, such as dissipative dynamics in presence of collective coupling in Sec. II A, scaling theory in quantum critical systems in Sec. II B, dissipative dynamics of free-Fermionic systems in Sec. II C, shortcut to adiabaticity using counterdiabatic driving in Sec. II D and work and heat in quantum mechanics in Sec. II E. Then we discuss quantum engines based on collective coupling in Sec. III; we focus on Otto cycles with collective coupling in Sec. III A, while we consider continuous thermal machines in Sec. III B. We also discuss collective effects arising due to spin statistics in Sec. III C. Section IV deals with quantum thermal machines based on interacting many-body systems; we discuss the effect of criticality on the operation of quantum thermal machines in Sec. IV A, shortcut to adiabaticity in many-body quantum engines in Sec. IV B, quantum advantage in quantum engines in Sec. IV C, quantum engines based on localized states in Sec. IV D and quantum Szilard engines in Sec. IV E. Next we briefly discuss other quantum technologies in Sec. V, viz. quantum batteries in Sec. V A and quantum probes in Sec. V B. Finally, we conclude in Sec. VI.

II. TECHNICAL DETAILS

In this review we shall address quantum thermal machines based on different many-body models. These thermal machines have been studied in different regimes, such as close to phase transitions, in presence of localization-delocalization transition, etc. Studying this broad subject requires several techniques related to many-body physics and physics of systems out of equilibrium. A detailed analysis of all the models and the associated techniques is beyond the scope of the current review. However, in this section we discuss some of the results and tools which can

be useful for studying machines based on many-body quantum systems, which are addressed in this review.

A. Dissipative dynamics of a many-body quantum system collectively coupled to a bath

Several recent works on many-body quantum thermal machines have focussed on a many-body system collectively coupled to thermal baths. The popularity of this model stems from the fact that it can be represented in terms of angular momentum operators, thereby simplifying the problem significantly. In addition, the non-trivial physics arising due to super-radiant phenomenon can lead to interesting properties of these quantum thermal machines, including the existence of quantum advantage. Therefore in order to understand the physics of collective phenomenon in many-body quantum thermal machines discussed in Secs. III A and III B, let us first delve deeper into the dynamics and heat capacities of quantum systems collectively coupled to thermal baths. We discuss below the dissipative dynamics of $N \geq 1$ spins; we consider the system Hamiltonian H_S corresponding to the N spins to be given by

$$H_S = \sum_{r=1}^N \omega_r J_z^r, \quad (1)$$

where J_α^r is the local angular momentum operator associated with the r -th spin, along $\alpha = x, y, z$ direction. In this review we take \hbar and k_B as unity. Here we focus on the case of indistinguishable spins, brought about by $\omega_r = \omega \forall r$, in which case (1) can be written as

$$H_S = \omega \mathcal{J}_z, \quad (2)$$

where we have used the collective operators $\mathcal{J}_\alpha = \sum_{r=1}^N J_\alpha^r$. We consider the system (Eq. (2)) coupled collectively to a thermal bath through an interaction Hamiltonian given by

$$H_{int} = \lambda B \otimes \mathcal{J}_x, \quad (3)$$

where B denotes a Hermitian bath operator and λ is the system-bath interaction strength.

The collective operators \mathcal{J}_α gives rise to Dicke states $|j, m\rangle$, which are simultaneous eigenstates of $\mathcal{J}^2 = \mathcal{J}_x^2 + \mathcal{J}_y^2 + \mathcal{J}_z^2$ and \mathcal{J}_z :

$$\mathcal{J}^2 |j, m\rangle_i = j(j+1) |j, m\rangle_i; \quad \mathcal{J}_z |j, m\rangle_i = m |j, m\rangle_i. \quad (4)$$

The collective basis $\{|j, m\rangle_i\}$ satisfies the constraints: $j \in [j_0; Ns]$, $m \in [-j; j]$, $i \in [1; l_j]$, where $j_0 = 0$ for $s \geq 1$, while $j_0 = 1/2$ for N odd and $s = 1/2$, s being the dimension of each spin. In Eq. (4), we use $|j, m\rangle_i$ to represent the degenerate eigenstates with eigenvalues $j(j+1)$ and m , with the degeneracy index i running from 1 to l_j ; the integer l_j denotes the degeneracy of the associated eigenspace (see below) [79–81]. We note that the largest possible spin $j = Ns$ is unique, formed by the totally-symmetric N -atom states. Analogous to single particle operators, one can also define the raising and lowering operators \mathcal{J}_+ and \mathcal{J}_- , respectively, through the relations:

$$\begin{aligned} \mathcal{J}^\pm &= \mathcal{J}_x \pm i\mathcal{J}_y \\ \mathcal{J}^\pm |j, m\rangle_i &= \sqrt{(j \mp m)(j \pm m + 1)} |j, m \pm 1\rangle_i. \end{aligned} \quad (5)$$

In the limit of weak system-bath coupling ($|\lambda| \ll 1$), one can apply Born, Markov and secular approximations to arrive at a Markovian master equation in the interaction picture, given by [44, 81]

$$\dot{\rho} = \Gamma(\omega) (\mathcal{J}^- \rho \mathcal{J}^+ - \mathcal{J}^+ \mathcal{J}^- \rho) + \Gamma(-\omega) (\mathcal{J}^+ \rho \mathcal{J}^- - \mathcal{J}^- \mathcal{J}^+ \rho) + \text{h.c.}, \quad (6)$$

where $\Gamma(\omega) = \lambda^2 \int_0^\infty \exp[i\omega u] \text{Tr}(\rho_B B(u)B) du$. Here ρ_B denotes the state of the bath at temperature $T = 1/\beta$, while $B(u) = \exp[iH_B u] B \exp[-iH_B u]$ is the bath operator in the interaction picture, with respect to the Bath Hamiltonian H_B .

As one can see from Eq. (5), the raising and lowering operators \mathcal{J}^\pm acting on a state $|j, m\rangle_i$ do not change the value of j . Consequently, for an initial state devoid of any correlation between different eigenspaces of \mathcal{J}^2 , the master equation (6) keeps the dynamics confined within each j eigenspace. Therefore for each j , the dynamics is same as that of the thermalization of a system consisting of $2j + 1$ non-degenerate energy levels. One can use the master equation (6) to arrive at dynamics of the populations $\rho_{j,m,i} = \langle j, m | \rho | j, m \rangle_i$:

$$\begin{aligned} \dot{\rho}_{j,m,i} &= G(\omega) [(j-m)(j+m+1)\rho_{j,m+1,i} - (j+m)(j-m+1)\rho_{j,m,i}] \\ &+ G(-\omega) [(j+m)(j-m+1)\rho_{j,m-1,i} - (j-m)(j+m+1)\rho_{j,m,i}], \end{aligned} \quad (7)$$

where $G(\omega) = \Gamma(\omega) + \Gamma^*(\omega)$. We note that the coefficients in front of $\rho_{j,m,i}$ and $\rho_{j,m\pm 1,i}$ on the r.h.s. of Eq. (7) are of the order of j for $m \approx \pm j$, while these coefficients scale as $\sim j^2$ for $m \approx 0$ [43].

The system reaches a steady-state $\rho^{\text{ss}}(\beta)$, defined by $\dot{\rho} = 0$ for $\rho = \rho^{\text{ss}}(\beta)$, at long times. This steady-state may not be a thermal state. For an initial state satisfying the constraint ${}_i\langle j, m | \rho_0 | j, m \rangle_{i'} = 0$ for $i \neq i'$, we arrive at the steady-state [44]

$$\rho_N^{\text{ss}}(\beta) = \sum_{j=J_0}^{N_s} \sum_{i=1}^{l_j} p_{j,i} \rho_{j,i}^{\text{th}}(\beta). \quad (8)$$

The steady-state (8) depends on the initial state ρ_0 through the probabilities

$$p_{j,i} = \sum_{m=-j}^j {}_i\langle j, m | \rho_0 | j, m \rangle_i, \quad (9)$$

corresponding to an eigenspace of total spin j , where $\sum_{j=J_0}^{N_s} \sum_{i=1}^{l_j} p_{j,i} = 1$ [81]. We note that the master equation (7) does not mix states with $i \neq i'$, such that $p_{j,i}$ are time-independent $\forall j, i$. This leads to the steady-state (8) with

$$\rho_{j,i}^{\text{th}}(\beta) = Z_j(\beta)^{-1} \sum_{m=-j}^j e^{-m\omega\beta} |j, m\rangle_{ii} \langle j, m|; \quad Z_j(\beta) = \sum_{m=-j}^j e^{-m\omega\beta}. \quad (10)$$

In contrast to the collective coupling scenario discussed above, N such spins interacting independently with the thermal bath reaches the direct-product thermal steady state

$$\rho_{\text{ind}}^{\text{th}} = \frac{e^{-\omega\beta\mathcal{J}_z}}{\text{Tr}e^{-\omega\beta\mathcal{J}_z}} = \otimes_{r=1}^N \rho_{\text{ind},r}^{\text{th}}. \quad (11)$$

Here $\rho_{\text{ind},r}^{\text{th}}$ is the Gibbs state reached by the r -th spin, which evolves in presence of the local Hamiltonian ωJ_z^r (see Eqs. (1) and (2)), and is given by [44, 79, 81, 82]

$$\rho_{\text{ind},r}^{\text{th}} = \frac{e^{-\omega\beta J_z^r}}{\sum_{m=-s}^s e^{-m\omega\beta}}. \quad (12)$$

The direct-product thermal steady state $\rho_{\text{ind}}^{\text{th}}$ is clearly different from the steady-state (Eqs. (8) - (10)) reached through collective coupling.

The difference in the steady-states reached due to collective coupling (Eqs. (8) - (10)) and independent coupling (Eqs. (11) - (12)) can lead to crucial differences in the behaviors of the systems, including in their heat capacities. As we shall show below in Sec. III A, heat capacities can play important roles in the operation of many-body heat engines [44]. Further, previous studies have shown the importance of heat capacity in the context of critical heat engines [52]. Therefore let us now briefly discuss the effect of collective and independent system-bath couplings on the corresponding heat capacities.

The heat capacity $C = \partial E / \partial T = -\beta^2 \partial E / \partial \beta$ of a system in a thermal state ρ at temperature T quantifies the change in its mean energy $E = \text{Tr}[H_S \rho]$ as a function of the change in its temperature. The collective heat capacity $C^{\text{col}}(\beta)$ of the spin ensemble in the steady state (8) is given by

$$C^{\text{col}}(\beta) = -\beta^2 \frac{\partial E^{\text{ss}}(\beta)}{\partial \beta} = \sum_{j=J_0}^{N_s} \sum_{i=1}^{l_j} p_{j,i} C_j(\beta), \quad (13)$$

where the steady-state energy $E^{\text{ss}}(\beta)$ of the spin ensemble is

$$E^{\text{ss}}(\beta) = \text{Tr}[H_S \rho_N^{\text{ss}}(\beta)] = \omega \text{Tr}[\mathcal{J}_z \rho_N^{\text{ss}}(\beta)] = \sum_{j=J_0}^{N_s} \sum_{i=1}^{l_j} p_{j,i} e_j(\beta); \quad e_j(\beta) = \omega \sum_{m=-j}^j \frac{m e^{-m\omega\beta}}{Z_j(\beta)}, \quad (14)$$

and

$$C_j(\beta) = -\beta^2 \frac{\partial e_j(\beta)}{\partial \beta} = (\omega\beta)^2 \left[\left(\frac{1}{2 \sinh(\omega\beta/2)} \right)^2 - \left(\frac{j+1/2}{\sinh(j+1/2)\omega\beta} \right)^2 \right]. \quad (15)$$

One can use Eqs. (13) and (15) to show that the largest heat capacity $C_+^{\text{col}}(\beta) = C_{j=ns}(\beta)$ is obtained for $p_{j=ns} = 1$. Here we note that the degeneracy l_j equals unity for $j = ns$ [80, 81].

Similarly, the independent heat capacity $C^{\text{ind}}(\beta)$, given by:

$$C^{\text{ind}}(\beta) = -\beta^2 \frac{\partial E^{\text{th}}(\beta)}{\partial \beta} = N C_{j=s}(\beta), \quad (16)$$

where

$$E^{\text{th}}(\beta) = \omega \text{Tr}(\mathcal{J}_z \rho_{\text{ind}}^{\text{th}}(\beta)) = n e_{J=s}(\beta). \quad (17)$$

In the following we compare the best case scenario, $C_+^{\text{col}}(\beta)$ to the independent heat capacity $C^{\text{ind}}(\beta)$. Using Eqs. (13) - (16), one can show that [44]

$$\lim_{\omega|\beta| \gg 1} \frac{C_+^{\text{col}}(\beta)}{C^{\text{ind}}(\beta)} \sim N^{-1}, \quad (18)$$

while

$$\lim_{\omega|\beta| \ll 1} \frac{C_+^{\text{col}}(\beta)}{C^{\text{ind}}(\beta)} \sim \frac{Ns + 1}{s + 1} + \mathcal{O}[N(N\omega\beta)^2]. \quad (19)$$

The collective $C_+^{\text{col}}(\beta_{cr} = 1/T_{cr})$ becomes equal to the independent heat capacity $C^{\text{ind}}(\beta_{cr} = 1/T_{cr})$ at a critical bath temperature T_{cr} , given by

$$\frac{T_{cr}(n, s)}{\omega} \simeq \left(\frac{4Ns(s+1) + 1}{12} \right)^{1/2}. \quad (20)$$

B. Scaling theory in critical systems

Till now we have considered many-body effects arising due to the collective coupling between a many-body system and a thermal bath. However, many-body effects can also arise due to the presence of interactions between the subsystems of a many-body system. An intriguing phenomenon arising in such interacting many-body systems, is that of phase transitions. Phase transitions are associated with phases characterized by different symmetries separated by critical points; classical phase transitions occur due to thermal fluctuations at non-zero temperatures [83], while quantum phase transitions result from quantum fluctuations at absolute zero temperature [84]. As discussed in Sec. IV A, phase transitions have generated significant interest in the field of quantum thermodynamics, owing to the divergences of length and time scales close to critical points [52, 55, 85–88]. These divergences in turn lead to the presence of universal features, through the general scaling relations described below. Such a universality is also reflected in the non-equilibrium dynamics arising due to the dynamics of systems driven through quantum phase transitions, which will be discussed in this section [89, 90].

Quantum phase transitions are zero temperature phase transitions where the nature of the ground state changes abruptly at a quantum critical point (QCP), due to change in some parameter g characterizing the Hamiltonian of the system [84]. The QCP can also be identified by the vanishing of the gap between the ground state and the first excited state at the QCP $g = g_{cr}$. It can be shown that for a second order quantum phase transition, the correlation length ξ diverges following a power law

$$\xi \sim |g - g_{cr}|^{-\nu} \quad (21)$$

when the critical point g_{cr} is approached. Similarly, the correlation time ξ_τ also diverges with a power law as follows:

$$\xi_\tau \sim |g - g_{cr}|^{-\nu z}. \quad (22)$$

Here, ν and z are the correlation length and dynamical critical exponents associated with the critical point.

In the last two decades, several works have addressed the non-equilibrium dynamics across a QCP [89–91]. In particular, researchers started working on understanding the effect of critical point when a system, initially prepared in the ground state, is driven across a critical point g_{cr} by varying g linearly with speed v [92, 93]. When the system is far away from the critical point ($g \gg g_{cr}$), the correlation time is small compared to the time scale in which the Hamiltonian is varied. This enables the system to follow the instantaneous ground state. As soon as the relaxation time becomes comparable to this scale, the system is no longer able to follow the instantaneous ground state and

gets excited. The universal relation connecting density of excitations n to the speed v with which the Hamiltonian is varied and the critical exponents associated with the QCP crossed is known as Kibble Zurek scaling, and is given by

$$n \sim v^{\frac{\nu d}{\nu z + 1}}. \quad (23)$$

where d is the dimensionality of the system. As expected, the density of excitations n decreases when the speed decreases. These excitations, also called defects, could be related to the density of quasiparticles generated. The non-adiabatic excitations generated due to the dynamics close to QCP results in non-zero excitation energy \mathcal{E}_{ex} as well, i.e., the energy of the system in excess to its ground state energy. For quenches ending at the QCP, we have [37, 94]

$$\mathcal{E}_{\text{ex}} \sim v^{\frac{\nu(d+z)}{\nu z + 1}}. \quad (24)$$

On the other hand, for quenches across the critical point, in general \mathcal{E}_{ex} does not follow universal scaling form. However, for systems in which the excitation energy is proportional to the density of defects, such as in the one-dimensional transverse Ising model discussed below, we have

$$\mathcal{E}_{\text{ex}} \sim v^{\frac{\nu d}{\nu z + 1}}. \quad (25)$$

The universality seen in the non-equilibrium dynamics attracted lot of attention of the scientists opening a plethora of papers in the related subject [37, 89–94].

A prototypical model studied to exemplify critical phenomena in quantum systems is transverse Ising model given by

$$H(t) = -J \sum_{i=1}^N \sigma_i^x \sigma_{i+1}^x - h(t) \sum_i \sigma_i^z. \quad (26)$$

Here J denotes the interaction strength between any two nearest-neighbor spins, $h(t)$ is a uniform time-dependent magnetic field along the transverse (z) direction and σ_i^α denotes the Pauli matrix along $\alpha = x, y, z$ axis, corresponding to the spin at site i . The excitation spectrum of this Hamiltonian can be obtained by mapping the Pauli matrices to Jordan Wigner (JW) fermions c_i [95–97], where the transformation equation is given by

$$\sigma_i^- = (e^{i\pi \sum_{j < i} c_j^\dagger c_j}) c_i \quad (27)$$

with $\sigma_i^- = (\sigma_i^x - i\sigma_i^y)/2$. Rewriting the above Hamiltonian in terms of JW fermions, we get

$$H = - \sum_{i=1}^N J(c_i^\dagger c_{i+1} - c_i c_{i+1}^\dagger) + J(c_i^\dagger c_{i+1}^\dagger - c_i c_{i+1}) + h(c_i^\dagger c_i - c_i c_i^\dagger). \quad (28)$$

In order to obtain the excitation spectrum, we re-write the Hamiltonian in the Fourier space where c_k is the Fourier component of c_i , and is defined as

$$c_k = \frac{1}{\sqrt{N}} \sum_j c_j e^{-ikj}, \quad (29)$$

so that the Hamiltonian can be written as (upto some constants)

$$H = - \sum_k 2(h + J \cos k) c_k^\dagger c_k + \sin k (c_k^\dagger c_{-k}^\dagger + c_k c_{-k}) \quad (30)$$

The above Hamiltonian can now be diagonalized using Bogoliubov rotation [97], and the excitation spectrum is given by $\epsilon_k = 2\sqrt{(h + J \cos k)^2 + \sin^2 k}$. As mentioned before, the critical point is given by the vanishing of the excitation spectrum which happens at $h = \pm J$ for $k = 0, \pi$. It can further be shown that $\nu = z = 1$ for this model, which eventually leads to $n \sim v^{0.5}$ [98].

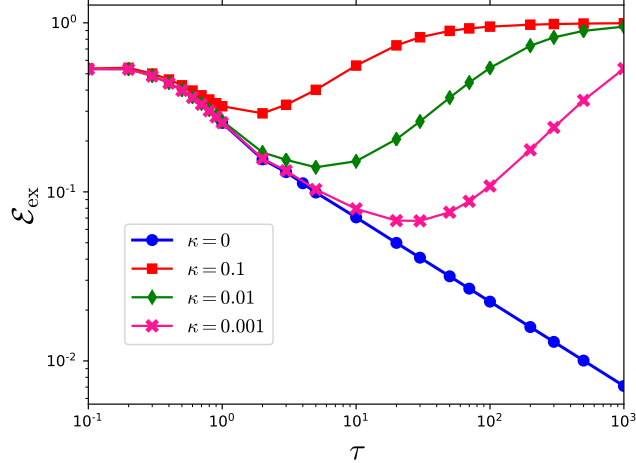


Figure 1. The excitation energy \mathcal{E}_{ex} as a function of τ . The data with solid circles correspond to $\kappa = 0$ case (or no bath case) which shows KZ scaling given by $\tau^{-1/2}$ with $\nu = 1$, $z = 1$ for transverse Ising model. As κ is increased (Cf, Eq. (33)), more defects are generated for large τ resulting in a minimum in the $\mathcal{E}_{\text{ex}} - \tau$ graph. Reproduced from Ref. [31].

C. Dissipative dynamics in free-Fermionic systems

Continuing the discussion in the previous section, we now consider the dynamics of many-body free-Fermionic systems similar to that given in Eq. 28, but now in presence of a dissipative bath [31]. Such an analysis is important from the perspective of various many-body quantum technologies, such as adiabatic quantum computation and quantum annealing where the interaction of the time dependent Hamiltonian with the environment is unavoidable due to longer time scales involved, resulting in dissipation and decoherence. Also as we discuss in Sec. IV A below, dynamics of free Fermionic systems in presence of dissipative environment can be crucial for studying quantum engines operated close to quantum phase transitions. It is well known that many spin dependent Hamiltonians, such as transverse Ising model, Kitaev model, XY model in presence of transverse field, etc. can be written in terms of fermions [90, 95, 96, 99]. The most general time dependent form of such Hamiltonians having the quadratic form in terms of fermions can be written as:

$$H(t) = \sum_{m,n} [c_m^\dagger A_{m,n}(t) c_n + \frac{1}{2} (c_m^\dagger B_{m,n} c_n^\dagger + \text{hermitian conjugate})] \quad (31)$$

where $A_{m,n}$, $B_{m,n}$ are symmetric and antisymmetric matrices, respectively, with elements depending upon the parameters of the original Hamiltonian.

As expected, the general equation for evolution of the density matrix of such a system when coupled to an environment would include the unitary evolution as well as a term involving system-bath coupling or the dissipative term $\mathcal{D}(\rho)$:

$$\frac{\partial \rho}{\partial t} = -i[H(t), \rho] + \mathcal{D}(\rho) \quad (32)$$

We now discuss the effect of presence of a critical point in the time evolution of systems which are coupled to a bath. For simplicity the bath used is Markovian bath where the dissipation term can be written in Lindblad form

$$\mathcal{D}[L_n](\rho) = \sum_n \kappa_n (L_n \rho L_n^\dagger - \frac{1}{2} \{ \rho, L_n^\dagger L_n \}) \quad (33)$$

where L_n are local Lindblad operators describing the environment, and κ_n are the site dependent coefficients related to system-bath coupling strength [79].

In Ref. [31], the authors have considered three different types of Lindblad operators, namely, (i) $L_n = c_n^\dagger$, (ii)

$L_n = c_n$, (iii) $L_n = c_n^\dagger c_n$. Here, we present the results corresponding to the first type of bath with $L_n = c_n^\dagger$. Such a bath helps in studying the competition between unitary dynamics and baths in an almost exact way. As mentioned before, the competition arises because defects due to Kibble Zurek will decrease when the quench time scale τ is increased. But this will cause the system to interact for more time with the environment resulting in increased defect generation due to environment. One must also note that such a bath need not take the system to a thermalized state, but to some steady state. The example Hamiltonian used to demonstrate these competitions is that of transverse Ising model given in Eq. 26, where the transverse field h is varied as t/τ , so that the speed v with which the quantum critical point $h = J$ is crossed, is given by $1/\tau$. Eq. 32 is integrated numerically starting from the ground state of the initial Hamiltonian. The quantity studied in Fig. 1 is the excitation energy \mathcal{E}_{ex} , which is the difference between the energy at the final state reached after the time evolution, given by $\text{Tr}[H\rho]$, and the ground state of the final Hamiltonian. For simplicity, κ_n in the dissipative term is taken as a constant κ independent of site index n . As seen in the figure and explained in the text above, there is a non-monotonic behavior in the defects generated with an optimal value of τ for which \mathcal{E}_{ex} takes its minimum value. Different scalings have been explained assuming that the defects generated during the unitary evolution and while interacting with the environment are unrelated, i.e., the total defects created are sum of those due to unitary evolution and interaction with the environment.

D. Counterdiabatic driving

The performance of quantum thermal machines is quantified by efficiency and output power in case of engines, and rate of refrigeration in case of refrigerators. As has been known for classical as well as quantum thermal machines, the maximum efficiency is bounded by the Carnot limit, through the second law of thermodynamics [4, 5, 100]. In general, such efficiencies are reached only in the absence of non-adiabatic excitations, i.e., for long cycle time limit. However, in the absence of any control, such high efficiencies are achieved at the price of vanishing output power or refrigeration rate, which are inversely proportional to the total cycle period. Consequently, application of shortcuts to adiabaticity (STA) to devise control protocols aimed at enhancing the power, refrigeration rate and efficiency in finite-time thermal machines through suppression of non-adiabatic excitations, has gained a lot of attention lately. STA has been developed and studied thoroughly in the context of closed [101–108] and open [109, 110] quantum and classical systems in presence of time-dependent Hamiltonians, and has also been implemented experimentally [20, 111]. In the last few years, it has also been extended to the field of quantum thermodynamics [112], and proved to be immensely successful in enhancing the performance of a wide class of quantum thermal machines [113–115]. Application of STA to enhance the performance of quantum thermal machines have been accompanied by several interesting question regarding the cost of implementation of such control protocols as well (see Sec. IV B) [116–118].

Scaling-up of quantum technologies demands analysis of many-particle quantum machines. However, the exponentially increasing size of the Hilbert space significantly increases the complexity of the problem. This increased complexity is reflected in the application of STA in many-body quantum systems subjected to time-dependent Hamiltonians as well. For example, finding the exact STA protocol may involve the knowledge of the complete energy spectrum of a system, which in general can be highly non-trivial for interacting many-body systems [103, 119]. This issue can be tackled through the method of approximate counterdiabatic driving [120–122], which does not require explicit knowledge of the many-body eigenstates. Recently, STA through counterdiabatic driving has proved to be highly beneficial for enhancing the performance of many-body quantum thermal machines as well [53, 54, 123].

Here following Refs. [120] and [121], we discuss the derivation of the approximate gauge potential aimed at constructing the corresponding counterdiabatic Hamiltonian, which can completely eliminate, or significantly reduce, non-adiabatic excitations arising due to finite rate of change of the original Hamiltonian. To this end, we consider a state $|\psi(t)\rangle$ evolving under a time-dependent Hamiltonian $H_0(\vartheta(t))$ following the Schrödinger equation:

$$i \frac{\partial}{\partial t} |\psi(t)\rangle = H_0(\vartheta(t)) |\psi(t)\rangle. \quad (34)$$

Here the parameter $\vartheta(t)$ introduces time-dependence in the Hamiltonian. We consider a frame rotating via a $\vartheta(t)$ dependent unitary transformation $U(\vartheta(t))$, such that the unitarily rotated Hamiltonian $\tilde{H}_0(\vartheta(t)) = U^\dagger H_0(\vartheta(t)) U$ is diagonal at all times. In this rotating frame Eq. (34) can be written as

$$\begin{aligned} i \frac{\partial}{\partial t} \left(U |\tilde{\psi}(t)\rangle \right) &= H_0(\vartheta(t)) U |\tilde{\psi}(t)\rangle \\ \implies i \frac{\partial U}{\partial t} |\tilde{\psi}(t)\rangle + i U \frac{\partial}{\partial t} |\tilde{\psi}(t)\rangle &= H_0(\vartheta(t)) U |\tilde{\psi}(t)\rangle, \end{aligned} \quad (35)$$

where

$$|\tilde{\psi}(t)\rangle = U^\dagger |\psi\rangle. \quad (36)$$

Therefore multiplying both sides of Eq. (35) by U^\dagger , we get

$$\begin{aligned} i \frac{\partial}{\partial t} |\tilde{\psi}(t)\rangle &= \tilde{H}_m |\tilde{\psi}(t)\rangle \\ \tilde{H}_m &= \tilde{H}_0(\vartheta(t)) - \dot{\vartheta} \tilde{\mathcal{A}}_\vartheta. \end{aligned} \quad (37)$$

The adiabatic gauge potential $\tilde{\mathcal{A}}_\vartheta$ is given by $\tilde{\mathcal{A}}_\vartheta = U^\dagger \mathcal{A}_\vartheta U$, where $\mathcal{A}_\vartheta = i\partial_\vartheta$. According to the construction above, $\tilde{H}_0(\vartheta(t))$ is diagonal at all times. Consequently, any non-adiabatic excitation arises due to the term $\dot{\vartheta} \tilde{\mathcal{A}}_\vartheta$ in Eq. (37). Therefore in order to eliminate the non-adiabatic excitations, it suffices to add $\dot{\vartheta} \mathcal{A}_\vartheta$ to the original Hamiltonian $H_0(\vartheta(t))$, such that we finally arrive at the STA Hamiltonian

$$H_{\text{STA}} = H_0 + H_{\text{CD}}, \quad (38)$$

where the counterdiabatic Hamiltonian is given by

$$H_{\text{CD}} = \dot{\vartheta} \mathcal{A}_\vartheta. \quad (39)$$

One can find the exact counterdiabatic Hamiltonian, in terms of the instantaneous eigenbasis $|m\rangle$ and the respective eigenvalues E_m , through the relation

$$\langle m | \mathcal{A}_\vartheta | n \rangle = i \frac{\langle m | \partial_\vartheta H_0 | n \rangle}{E_n - E_m}; \quad m \neq n. \quad (40)$$

Equation (40) requires complete knowledge of the instantaneous eigenstates at all times, and therefore can be impractical to implement, specially in many-body systems. Therefore we aim to find an approximate solution \mathcal{A}_ϑ^* to \mathcal{A}_ϑ , which would reduce the non-adiabatic excitations significantly, while being implementable in experimental setups. The choice of the specific form of \mathcal{A}_ϑ^* depends on the constraints involved, such as the range of interactions allowed in the control terms. Accordingly, we define the operator M_ϑ through the relation

$$i\partial_\vartheta H_0 = [\mathcal{A}_\vartheta, H_0] - iM_\vartheta, \quad (41)$$

such that

$$M_\vartheta = - \sum_n \frac{\partial E_n(\vartheta)}{\partial \vartheta} |n(\vartheta)\rangle \langle n(\vartheta)|. \quad (42)$$

Now let us define the Hermitian operator

$$G_\vartheta(\mathcal{A}_\vartheta^*) = \partial_\vartheta H_0 + i[\mathcal{A}_\vartheta^*, H_0]. \quad (43)$$

As one can see from Eqs. (41) and (43), $G_\vartheta(\mathcal{A}_\vartheta) = -M_\vartheta$. Next we employ the variational principle method; instead of solving for \mathcal{A}_ϑ directly, which would require detailed knowledge of the spectrum (see Eq. (40)), we minimize the operator distance

$$D^2(\mathcal{A}_\vartheta^*) = \text{Tr} \left[(G_\vartheta(\mathcal{A}_\vartheta^*) + M_\vartheta)^2 \right] \quad (44)$$

between $G_\vartheta(\mathcal{A}_\vartheta^*)$ and $-M_\vartheta$, with respect to the parameter \mathcal{A}_ϑ^* . Clearly, $D^2(\mathcal{A}_\vartheta^*)$ assumes the minimal value (zero) for $\mathcal{A}_\vartheta^* = \mathcal{A}_\vartheta$. As shown in Ref. [121], minimizing this operator distance $D^2(\mathcal{A}_\vartheta^*)$ is equivalent to minimizing the term

$$\mathcal{S}(\mathcal{A}_\vartheta^*) = \text{Tr} [G_\vartheta^2(\mathcal{A}_\vartheta^*)], \quad (45)$$

i.e., finding the solution for the equation

$$\frac{\delta \mathcal{S}(\mathcal{A}_\vartheta^*)}{\delta \mathcal{A}_\vartheta^*} = 0, \quad (46)$$

where δ denotes the functional derivative. Therefore to summarize, finding an approximate counterdiabatic Hamiltonian (see Eq. (39)) boils down to finding the solution to the above equation (46).

E. Work and heat

A discussion about thermodynamics of quantum systems and quantum thermal machines (see Secs.III and IV) necessitates the introduction of work and heat in quantum mechanics. Over the years, several related definitions of work and heat have been proposed [13, 124, 125]. In this review, we shall use the definitions proposed in Ref. [124]; we consider a system undergoing Markovian dynamics in presence of a thermal bath, and being driven by a Hamiltonian slowly changing in time. The change in energy ΔE of the system is given by

$$\Delta E(t) = \int_0^t \frac{d}{dt'} \text{Tr}[\rho(t')H(t')] dt' = \int_0^t \text{Tr}[\rho(t')\dot{H}(t')]dt' + \int_0^t \text{Tr}[\dot{\rho}(t')H(t')]dt. \quad (47)$$

Here $\rho(t)$ denotes the state of the system at time t . For a Hamiltonian slowly changing in time, one can relate the first term on the r.h.s. of Eq. (47) as the work $W(t)$ [124]:

$$W(t) = \int_0^t \text{Tr}[\rho(t')\dot{H}(t')]dt', \quad (48)$$

while the heat flow $\mathcal{Q}(t)$ is given by

$$\mathcal{Q}(t) = \int_0^t \text{Tr}[\dot{\rho}(t')H(t')]dt'. \quad (49)$$

In case of a system coupled to a thermal bath and in presence of a time-independent Hamiltonian H_0 , such as during a non-unitary stroke of an Otto cycle (see Sec. III A), the work $W(t)$ is zero (see Eq. (48)). In this case the total energy change $\Delta E(t)$ of the system is due to the heat flow $\mathcal{Q}(t)$ between the system and the thermal bath, such that

$$\mathcal{Q}(t) = \text{Tr}[\rho(t)H_0] - \text{Tr}[\rho(0)H_0] = \Delta E(t). \quad (50)$$

We note that the presence of non-Markovian dynamics [126], or a non-thermal bath [127], may non-trivially affect the expressions of heat and work.

III. THERMAL MACHINES WITH COLLECTIVE COUPLING

As with classical thermodynamics where studies on thermal machines such as heat engines and refrigerators [6, 7, 127–139] are inherently connected with fundamental principles of thermodynamics [11, 14, 15], the corresponding quantum regime is no different. We shall now use the technical details presented above to discuss specific examples of some of the many-body quantum machines studied in the literature. In this section we shall focus on many-body quantum machines where non-trivial co-operative effects arise due to collective coupling between the many-body WM and the thermal baths.

A. Collective effects in Otto engines

Quantum engines in general consist of a central system, termed as the working medium (WM), which is subjected to time-dependent Hamiltonians, and coupled to a cold thermal bath at a temperature T_c and a hot thermal bath at a temperature $T_h > T_c$. The setup is engineered so as to convert a part of the thermal energy of the hot bath into usable output work, following the laws of thermodynamics [4, 5, 8]. One of the most widely studied quantum thermal engines is the Otto engine, which is described by the following four strokes (see Fig. 2):

- *Stroke 1, $A \rightarrow B$* : We start with the WM in thermal equilibrium with a cold bath at temperature T_c . The WM Hamiltonian $H_S(\vartheta)$ is changed as a function of time from $H_S(\vartheta_c)$ to $H_S(\vartheta_h)$ in a time τ_1 , where as before, ϑ is a parameter which characterizes the Hamiltonian. The system is isolated from the bath, and evolves isentropically during this unitary stroke.
- *Stroke 2, $B \rightarrow C$* : The WM is coupled to a hot thermal bath at temperature T_h for a time duration τ_2 . The Hamiltonian is kept constant during this non-unitary stroke. For a stroke duration τ_2 of the order of the thermalization time τ_{th} or longer, the WM reaches the steady state corresponding to the hot bath. The heat

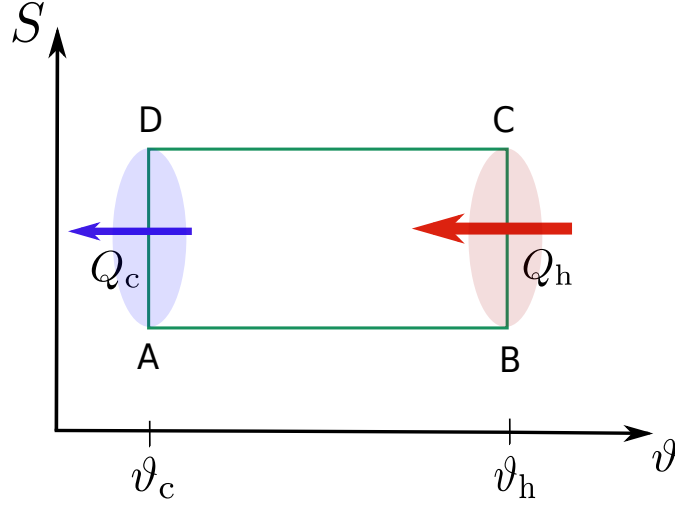


Figure 2. Schematic diagram showing the Otto cycle in the entropy (S) - ϑ plane. $A \rightarrow B$ and $C \rightarrow D$ denote the unitary strokes, wherein the Hamiltonian parameter ϑ is tuned between ϑ_c and ϑ_h . Heat \mathcal{Q}_h (\mathcal{Q}_c) flows between the hot (cold) bath and the WM during the non-unitary stroke $B \rightarrow C$ ($D \rightarrow A$).

flow \mathcal{Q}_h between the WM and the hot bath is given by (see Eq. (49))

$$\mathcal{Q}_h = \mathcal{E}_C - \mathcal{E}_B, \quad (51)$$

where \mathcal{E}_j is the energy of the WM at point $j = A, B, C, D$ (see Fig. 2).

- *Stroke 3, $C \rightarrow D$* : The WM is decoupled from the thermal bath, following which, the Hamiltonian is changed from $H_S(\vartheta_h)$ to $H_S(\vartheta_c)$ in a time duration τ_3 . As for the stroke 1, the entropy remains constant during this unitary stroke.
- *Stroke 4, $D \rightarrow A$* : The WM is coupled to the cold thermal bath at temperature T_c for a time duration τ_4 . As for the second stroke, $\tau_4 \gtrsim \tau_{th}$ allows the WM to reach the steady-state corresponding to the cold bath, thus completing the cycle. The heat exchanged \mathcal{Q}_c during this non-unitary stroke is given by

$$\mathcal{Q}_c = \mathcal{E}_A - \mathcal{E}_D. \quad (52)$$

The output of the thermal machine described above is quantified by the work

$$W = -(\mathcal{Q}_h + \mathcal{Q}_c) = (\mathcal{E}_B - \mathcal{E}_A) + (\mathcal{E}_D - \mathcal{E}_C), \quad (53)$$

power

$$\mathcal{P} = \frac{W}{\tau_{cyc}} \quad (54)$$

and the efficiency

$$\eta = -\frac{W}{\mathcal{Q}_h}, \quad (55)$$

where $\tau_{cyc} = \tau_1 + \tau_2 + \tau_3 + \tau_4$ is the total cycle duration.

Following Ref. [44], we now discuss the operation of an Otto engine consisting of a N -spin WM, collectively coupled to hot and cold thermal baths, during the respective non-unitary strokes. The WM is in presence of the Hamiltonian (see Eq. (2))

$$H_S(\vartheta(t)) = \vartheta(t)\omega\mathcal{J}_z. \quad (56)$$

Here ω is a time-independent constant, while the parameter $\vartheta(t)$ introduces time-dependence in the Hamiltonian during the unitary strokes, and assumes the constant value ϑ_h (ϑ_c) during stroke 2 (stroke 4). For the spins interacting collectively with the thermal baths during the non-unitary strokes 2 and 4 (see Eq. (3)), the corresponding steady-states are described in Sec. IIA (See Eqs. (8) and (10)). For comparison, we also consider below the case where each spin interacts independently with a bath during a non-unitary stroke; in this case the spin ensemble reaches the usual thermal equilibrium state $\rho_{\text{th}}(T_x, \vartheta_x) = Z^{-1}(\beta_x, \vartheta_x) e^{-H_S(\beta_x \vartheta_x)}$, with $\beta_x = 1/T_x$, $x = h, c$ and $Z(T_x, \vartheta_x) = \text{Tr} e^{-\beta_x H_S(\vartheta_x)}$, at the end of a non-unitary stroke.

In Ref. [44], the authors considered the Otto cycle described above to show that the work output per cycle can be related to the specific heat of the WM through the relation

$$W = \Delta\eta \vartheta_h^2 (\beta_c - \beta_h) \frac{C(\theta_h)}{\theta_h^2} + \mathcal{O}(\Delta\eta^2). \quad (57)$$

Here $\theta_x = \vartheta_x \beta_x$, $\Delta\eta = \eta_c - \eta = \vartheta_c/\vartheta_h - \beta_h/\beta_c$ is the difference between the Carnot efficiency $\eta_c = 1 - \beta_h/\beta_c$ and the actual efficiency, which is considered to be small here, and $C(\theta_h)$ denotes the collective or the independent heat capacity, depending on whether the spins interact collectively or independently with the baths.

As discussed in Sec. IIA, in case of collective WM-bath coupling, the steady-state $\rho_N^{\text{ss}}(\beta)$, and hence the corresponding specific heat $C^{\text{col}}(\beta)$, depend non-trivially on the initial state ρ_0 . Therefore in order to focus on the maximum possible advantage obtained through collective coupling, we consider the best case scenario for the collective spin machine, which corresponds to ρ_0 belonging to the symmetrical subspace, i.e., $j = Ns$ and $p_{j=Ns} = 1$. Consequently we have $C_+^{\text{col}}(\beta) = C_{j=Ns}(\beta)$, so that we need to compare $W_+^{\text{col}} \approx \Delta\eta \lambda_h^2 (\beta_c - \beta_h) \frac{C_{j=Ns}(\theta_h)}{\theta_h^2}$ with $W^{\text{ind}} \approx \Delta\eta \lambda_h^2 (\beta_c - \beta_h) N \frac{C_{j=Ns}(\theta_h)}{\theta_h^2}$ (see Eq. (57)). Evaluating $C_j(\theta_h)/\theta_h^2$, one can show that keeping $\Delta\eta$, $\beta_c - \beta_h$ and ϑ_h fixed, both W^{ind} and W^{col} assume maximum values for $\beta_h \rightarrow 0$, such that one arrives at the following relations:

$$W^{\text{ind}} \leq W_{\text{max}}^{\text{ind}} := \Delta\eta \vartheta_h^2 \beta_c \frac{\omega^2}{12} N \left[(2s+1)^2 - 1 \right] \quad (58)$$

and

$$W_+^{\text{col}} \leq W_{\text{max}}^{\text{col}} := \Delta\eta \vartheta_h^2 \beta_c \frac{\omega^2}{12} \left[(2Ns+1)^2 - 1 \right] = \frac{Ns+1}{s+1} W_{\text{max}}^{\text{ind}}, \quad (59)$$

where we have neglected terms of the order of $\mathcal{O}(\Delta\eta^2)$ or smaller.

Let us now focus on the more practical scenario of finite bath temperature T_h ; as one can infer from Eqs. (20) and (57), for a fixed finite temperature T_h , increasing the size N of the WM increases the work output W^{col} for small N , in which regime it can be more beneficial than an independent-spin engine, until it reaches the critical number $N = N_{\text{cr}} \simeq \frac{3(T_h/\omega\vartheta_h)^2 - 1/4}{s(s+1)}$. Beyond this size of the WM, the independent-spin engine performs better than the collective-spin one, if we focus solely on the work output per cycle. On a similar note, the collective engine performs better than the independent engine only for $\vartheta_h < \vartheta_{h,\text{cr}} \simeq T_h \sqrt{12} / \left[\omega \sqrt{4Ns(s+1) + 1} \right]$, in terms of output work per cycle.

However, in order to understand the advantage offered by collective engines, one needs to focus on the output power, instead of output work. One can use Eq. (7) to show that collective coupling between the WM and a bath leads to faster dynamics. For a system starting from a thermal state at inverse temperature β_0 with $\omega|\beta_0| \gg 1$, collective system-bath interaction shortens the equilibration timescale by at least N times, as compared to that obtained in presence of independent dissipation. This collective-coupling induced speed-up in equilibration in turn translates to enhancement in power output of collective engines as compared to their independent counterpart, quantified by the ratio

$$\lim_{T_h \gg \vartheta_h T_{\text{cr}}(N,s)} \frac{\mathcal{P}_+^{\text{col}}}{\mathcal{P}^{\text{ind}}} \sim \frac{N(Ns+1)}{s+1}. \quad (60)$$

On the other hand, for fixed T_h and $N \gg N_{\text{cr}}(T_h, \lambda_h)$, the advantage offered by faster equilibration for a collective heat engine is cancelled out by the less work output per cycle, so that the output powers of the two machines become equivalent.

The above results are derived for Otto cycles with long durations of thermalizations strokes ($\tau_2, \tau_4 \gtrsim \tau_{\text{th}}$), which allows the WM to reach steady states at the end of the non-unitary strokes. Interestingly, the advantage due to collective effects is present in finite-time collective heat engines as well, brought about by $\tau_3, \tau_4 < \tau_{\text{th}}$ [43]. In this case, the short durations of the non-unitary strokes do not allow the WM to reach the corresponding steady-states. Nevertheless, after a transient regime, the setup reaches a stable mode of operation, corresponding to a limit cycle,

albeit with less output work per cycle. However, the shorter duration of each cycle eventually leads to enhanced power output, for collective, as well as independent engines. For high enough temperature of the hot bath, the power scales as N^2 for the collective engine, as opposed to a linear scaling obtained in case of independent engines. In contrast, the shorter duration of the non-unitary strokes reduce the work output and heat input equally, thereby keeping the efficiency unchanged. Consequently, in terms of power output, collective heat engines are more beneficial than independent heat engines for $\tau_3, \tau_4 \lesssim \tau_{\text{th}}$. In general the regime $\tau_3, \tau_4 > \tau_{\text{th}}$ is detrimental for operation of heat engines, since the work output per cycle increases with increasing τ_3, τ_4 only for $\tau_3, \tau_4 \leq \tau_{\text{th}}$.

Finally, we note that in general high temperatures are detrimental to quantum features in systems. However, here the quantum effects arise due to collective coupling between the WM and the thermal baths (see (3)), and we consider the symmetric subspace $j = Ns$. For a thermal bath at a very low temperature, the steady states correspond to the spins being in their respective ground states, such that the steady state arising due to independent coupling coincides with that obtained in case of collective coupling. On the other hand, for baths at high temperatures, the steady states arising due to collective coupling and independent coupling can be appreciably different (see Eqs. (8) - (12)) [42, 81]. Furthermore, for high enough temperatures, eigenstates with $m \approx 0$ become populated, which in turn gives rise to accelerated equilibration (see (7)) [43]. These eventually lead to enhancement in the performance of collective heat engines for high T_h , as discussed above [44].

B. Collective effects in continuous thermal machines

Till now we have considered dissipation in presence of time-independent Hamiltonians only. However, analysis of several thermal machines may involve time-dependent Hamiltonians as well. For example, continuous thermal machines operate in presence of periodically modulated WM Hamiltonian, while they are simultaneously coupled to a hot and a cold thermal bath [9, 12, 140]. In contrast to the stroke thermal machines, one does not need to repeatedly couple and decouple the WM with the thermal baths, in order to operate the machine. Instead, here we consider spectral separation of baths, such that the two baths interact with the WM at different ranges of energy (see Eq. (65) below), which eventually leads to non-zero output power [141]. Below we study the dissipative dynamics of a many-body quantum system subjected to a periodically modulated Hamiltonian, and collectively coupled to a hot and a cold thermal bath [42].

As before (see Eq. (2)), we consider indistinguishable spins in presence of the Hamiltonian

$$H_S = \omega(t)\mathcal{J}_z. \quad (61)$$

However, in contrast to the Otto cycle discussed in the previous section, we now consider $\omega(t)$ modulated periodically in time at a frequency Ω , such that $\omega(t + \tau_{\text{cyc}}) = \omega(t)$, $\tau_{\text{cyc}} = 2\pi/\Omega$ being the time period of modulation. Secular approximation demands the cycle period τ_{cyc} to be much less than the thermalization time scale [79]. Further, we assume weak system-bath coupling, such that one can apply the Born, Markov and secular approximations to arrive at the master equation governing the dynamics in the interaction picture [9, 12, 140–142]:

$$\dot{\rho} = \sum_{v \in \{c, h\}} \sum_{q \in \mathbb{Z}} \mathcal{L}_{v, q} \rho, \quad (62)$$

where

$$\begin{aligned} \mathcal{L}_{v, q} \rho &= \frac{1}{2} P(q) G_v(\omega_0 + q\Omega) \mathcal{D}[\mathcal{J}_-] \rho + \frac{1}{2} P(q) G_v(\omega_0 + q\Omega) e^{-\beta_v(\omega_0 + q\Omega)} \mathcal{D}[\mathcal{J}_+] \rho \\ &= \frac{1}{2} P(q) G_v(\omega_0 + q\Omega) (\mathcal{J}_- \rho \mathcal{J}_+ - \mathcal{J}_+ \mathcal{J}_- \rho) + \frac{1}{2} P(q) G_v(\omega_0 + q\Omega) e^{-\beta_v(\omega_0 + q\Omega)} (\mathcal{J}_+ \rho \mathcal{J}_- - \mathcal{J}_- \mathcal{J}_+ \rho) \\ &+ \text{h.c.} \end{aligned} \quad (63)$$

Here $\omega_0 = \frac{1}{\tau_{\text{cyc}}} \int_0^{\tau_{\text{cyc}}} \omega(t) dt$ is the bare (unperturbed) frequency of each spin, $G_v(\nu)$ denotes the bath spectral function at frequency ν , for the v -th ($v = h, c$) bath, and we have considered the Kubo–Martin–Schwinger condition $G_v(-\nu) = G_v(\nu) \exp[-\beta_v \nu]$ [79]. $P(q)$ denotes the weight corresponding to the q -th harmonic, and is given by

$$P(q) = \left| \frac{1}{\tau_{\text{cyc}}} \int_0^{\tau_{\text{cyc}}} \exp \left[i \int_0^t (\omega(t') - \omega_0) dt' \right] e^{-iq\Omega t} dt \right|^2. \quad (64)$$

Here we have used the Floquet method to arrive at the master equation (62). Comparing with the dissipative dynamics discussed in Secs. II A and II C (see Eqs. (6), (32) and (33)), the additional index q -dependent pre-factors, corresponding to the q -th harmonic, arise in Eqs. (62) - (64) due to the periodic modulation considered here [12].

In Ref. [42], the authors considered a WM comprised of N spin-1/2s, and spectral separation of baths through the condition

$$\begin{aligned} G_c(\nu) &\approx 0 \text{ for } \nu \geq \omega_0, \\ G_h(\nu) &\approx 0 \text{ for } \nu \leq \omega_0. \end{aligned} \quad (65)$$

In such a continuous engine, the collective output power \mathcal{P}_{col} and its counterpart $\mathcal{P}_{\text{ind}} := N\mathcal{P}(\frac{1}{2})$, established by N spin-1/2s independently coupled to the thermal baths, follow the relation

$$\lim_{\beta_{eff}\omega_0 \rightarrow \infty} \frac{\mathcal{P}_{\text{col}}}{\mathcal{P}_{\text{ind}}} = 1 \quad (66)$$

in the low-temperature regime, while

$$\lim_{\beta_{eff}\omega_0 \rightarrow 0} \frac{\mathcal{P}_{\text{col}}}{\mathcal{P}_{\text{ind}}} = \frac{N+2}{3} \quad (67)$$

in the high-temperature regime. Here the inverse effective temperature β_{eff} is defined through the relation

$$\exp(-\beta_{eff}\omega_0) := \frac{\sum_{v \in \{c,h\}} \sum_{q \in \mathbb{Z}} P(q) G_v(\omega_0 + q\Omega) e^{-\beta_i(\omega_0 + q\Omega)}}{\sum_{v \in \{c,h\}} P(q) G_v(\omega_0 + q\Omega)}. \quad (68)$$

As one can see from Eq. (67), a superradiant scaling behaviour $\mathcal{P}_{\text{col}} \sim N\mathcal{P}_{\text{ind}} = N^2\mathcal{P}(\frac{1}{2})$ is exhibited at sufficiently high effective temperatures, when the spin- $N/2$ particle is considerably excited. Therefore as for stroke thermal machines, high temperatures are beneficial for the operation of continuous thermal machines in presence of collective system-bath coupling as well. For a given value of β_{eff} (see Eq. (68)) one arrives at the saturation relation

$$\lim_{N \rightarrow \infty} \frac{\mathcal{P}_{\text{col}}}{\mathcal{P}_{\text{ind}}} = \coth\left(\frac{\beta_{eff}\omega_0}{2}\right). \quad (69)$$

As seen from Eq. (69), $\mathcal{P}_{\text{col}} \rightarrow \mathcal{P}_{\text{ind}}$ in the low effective-temperature regime $\beta_{eff}\omega_0 \gg 1$, such that collective coupling does not provide any advantage as compared to the independent coupling in this case, even for large particle numbers. In contrast, the rhs of Eq. (69) diverges as $2(\beta_{eff}\omega_0)^{-1}$ in the high-temperature regime of $\beta_{eff}\omega_0 \rightarrow 0$, implying the existence of significant enhancement in power output in this regime.

Let us compare Eq. (67) with the equivalent result in case of stroke engines, viz. Eq. (60). In the case of stroke engines, collective effects lead to an enhancement of the order of N^2 at high temperatures, which is N times higher than the enhancement obtained in case of continuous engines (see Eq. (67)). The additional enhancement in case of stroke engines stem from the reduction in thermalization times by a factor of N , due to collective coupling between the WM and the thermal baths. This effect is not present in continuous engines, which lack any thermalization stroke [44].

Finally, one can show that the advantage offered by collective coupling is present in the refrigerator regime as well, where the collective coupling leads to enhanced rate of refrigeration of the cold bath.

C. Collective effects due to spin statistics

Spin statistics of a many-body WM can also lead to non-trivial effects of quantum thermal machines [143]. Recently it has been shown that collective effects arising due to the Bosonic statistics of indistinguishable particles can also lead to enhancement in the performance of quantum thermal machines [144]. When multiple indistinguishable Bosonic work resources are coupled to an external system, the output of such a setup, quantified by the internal energy change of the external system, exhibits an enhancement, as compared to when the setup consists of distinguishable work resources.

IV. INTERACTING MANY-BODY QUANTUM THERMAL MACHINES

In this section we focus on quantum thermal machines with WM comprised of interacting many-body systems. Different platforms have been used to study such machines, for example, Rydberg atoms [145], multiferroic chain [146], etc. Such WM allow us to study quantum thermal machines in presence of several many-body effects, including

topological phase transitions [86, 147, 148], superfluid to insulating phase transition [88] and time-translation symmetry breaking [149], to name a few. Here we discuss a few such quantum engines studied recently, to highlight the non-trivial role played by inter-particle interactions in the operation of quantum machines.

A. Critical engines

Criticality is a vibrant field of study both in classical as well as quantum condensed matter physics, owing to the divergence of different parameters close to critical points, and the resultant universality [83, 84]. Therefore it is no surprise that quantum machines with critical WM have received a significant amount of attention as well [52, 55, 85–88, 150, 151].

As mentioned earlier, the maximum efficiency of an engine is bounded by the Carnot limit, which usually occurs in engines operating in infinite time, such that the Carnot limit is reached only at the cost of zero power output \mathcal{P} . Consequently, one of the major challenges in quantum thermodynamics, is to design quantum engines which can deliver finite power, even as the efficiency approaches the Carnot limit. In Ref. [52], the authors addressed this problem by focussing on critical heat engines; they showed that the divergence of specific heat close to criticality can allow us to design quantum engines which can operate infinitesimally close to the Carnot efficiency η_C , but without sacrificing the output power. The authors quantified the operation of an engine as

$$\dot{\Pi} = \frac{\mathcal{P}}{\Delta\eta}, \quad (70)$$

where $\Delta\eta = \eta_C - \eta$ is the deviation of the efficiency η from the Carnot limit η_C . For N identical engines working in parallel, the total output power $\mathcal{P} \sim N$, while $\eta \sim 1$ is independent of N . Consequently, we have $\dot{\Pi} \sim N$. However this linear scaling with system size N is obtained at the cost of larger resources (larger number of independent engines), and therefore does not signify any advantage obtained due to many-body effects. On the other hand, let us consider a quantum engine with a WM comprised of N interacting particles. A super-extensive scaling of $\dot{\Pi} \sim N^{1+a}$ with the system size, signified by $a > 0$ would imply $\Delta\eta \sim N^{-a}$ for $\mathcal{P} \sim N$, thus implying one can reach Carnot efficiency by increasing N , without compromising on the average power per particle. This can indeed be the case for quantum machines operated close to a second order phase transitions. The total work output W per cycle of an Otto engine is given by

$$W = \mathcal{Q}_2 + \mathcal{Q}_4, \quad (71)$$

where $\mathcal{Q}_j = C\Delta T_j$ is the heat exchange during the $j = 2, 4$ (non-unitary) strokes, which depends on the specific heat C and the effective change in temperature ΔT_j during the j th stroke. In order to design an engine which can harness the advantage provided by second order phase transitions, the authors of Ref. [52] considered an Otto cycle in which the temperature of the hot bath coincides with the critical temperature of the WM. A second order phase transition is accompanied by a diverging specific heat $C \sim N^{1+\alpha/\nu d}$, and hence diverging work output. On the other hand, critical slowing down close to the phase transitions implies the time scale τ_{cyc} for the cycle varies as $\tau_{\text{cyc}} \sim N^{z/d}$. Combining the above results, for $\Delta\eta \ll 1$, one arrives at the universal relation

$$\begin{aligned} \dot{\Pi} &\sim N^{1+a} \\ a &= \frac{\alpha - \nu z}{\nu d}, \end{aligned} \quad (72)$$

where α, ν and z are respectively, the specific heat, correlation length and dynamical critical exponents, while d denotes the dimensionality of the WM. The universal relation Eq. (72) allows us to choose the WM wisely, such that one can operate it at the Carnot efficiency, without significantly compromising on the power. For example, ν and d are positive. Therefore $\alpha > \nu z$ implies one can asymptotically approach the Carnot efficiency at non-zero \mathcal{P} , while the stronger condition $\alpha - \nu z \geq 1$, which can happen for example in $\text{Dy}_2\text{Ti}_2\text{O}_7$, ensures that one can reach the Carnot efficiency asymptotically, without compromising on the output power per particle [52].

A couple of comments are in order here regarding the critical heat engine described above. Firstly, here only power and efficiency have been used to quantify the operation of a heat engine. However, fluctuations in power can also be an important criteria [152]. Ideally, a heat engine should operate with large power and high efficiency, while showing minimal fluctuations in its output. But as shown in Ref. [153] for systems exhibiting classical Markovian dynamics, a heat engine operating with finite power close to the Carnot efficiency can result in diverging fluctuations in power. Secondly, we note that no other quantum feature was considered in Ref. [52], besides the discreteness of the energy spectrum. Consequently, this raises interesting questions regarding the effect of phase transitions on the operation of classical heat engines as well, such as in steam engines. However, a detailed discussion regarding phase transitions in

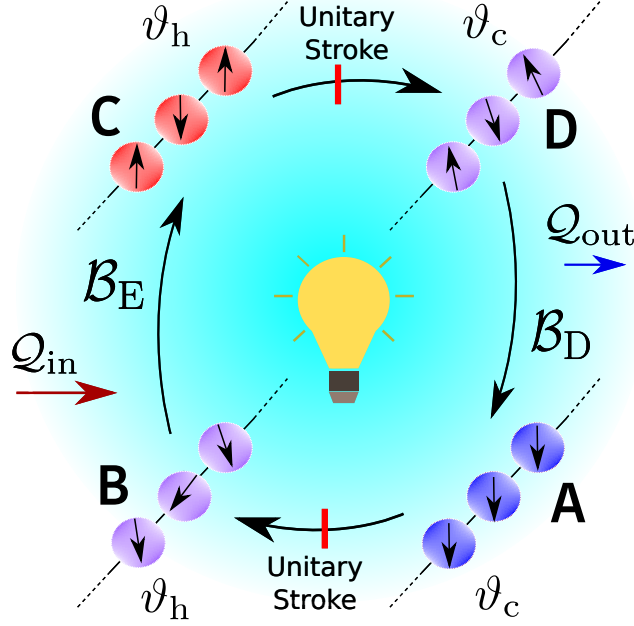


Figure 3. Schematic diagram of a many-body Otto cycle close to quantum phase transition. A relaxing bath takes the WM close to its ground state at A (denoted by all spins anti-parallel to the z axis, on blue spheres). Non-adiabatic excitations are generated as the WM is driven at a finite rate across quantum critical point(s) during the unitary stroke $A \rightarrow B$ (denoted by spins aligned along different directions on violet spheres, at B). Energy Q_{in} flows from an energizing bath \mathcal{B}_E to the WM during the non-unitary stroke $B \rightarrow C$, which takes the system to a high-entropy mixed state at C (denoted by spins aligned parallel and anti-parallel to the z axis, on red spheres). The unitary stroke from $C \rightarrow D$ across quantum critical point(s) again generates non-adiabatic excitations (denoted by spins aligned along different directions on violet spheres, at D). Energy Q_{out} flows from the WM to a dissipative relaxing bath \mathcal{B}_D during the non-unitary stroke $D \rightarrow A$. (After Ref. [55])

classical thermal machines is beyond the scope of the current review.

Recently, universal behaviors in finite-time quantum engines have also been studied close to quantum phase transitions. Classical phase transitions occur due to thermal fluctuations. In contrast, quantum phase transitions are accompanied by quantum fluctuations, which arise due to vanishing energy gaps close to QCPs [84]. Consequently, signatures of quantum phase transitions, such as universality, are very fragile in presence of thermal fluctuations, at non-zero temperatures [36, 154]. However, in Ref. [55] the authors used Kibble-Zurek mechanism [92, 93, 155, 156] to show that universal behaviors may persist in appropriately designed finite-time many-body Otto engines operated close to criticality, in spite of the presence of thermal fluctuations during the non-unitary strokes (see Sec. II B). The authors considered a many-body Otto engine, which is driven across QCPs during the unitary stroke 1 ($A \rightarrow B$) at a rate τ_1^{-1} for a time interval τ_1 , followed by a non-unitary stroke 2 ($B \rightarrow C$), during which input energy Q_{in} is provided by a dissipative, but not necessarily thermal, energizing bath \mathcal{B}_E ; unitary stroke 3 ($C \rightarrow D$) during which the WM is driven back across the QCPs at a rate τ_2^{-1} for a time interval τ_2 , where τ_2 may not be equal to τ_1 ; and finally, a non-unitary stroke 4 ($D \rightarrow A$) to complete the cycle, during which energy Q_{out} flows from the WM to a dissipative relaxing bath \mathcal{B}_D (see Fig. 3). The dynamics during the non-unitary strokes can be modelled following Sec. II C. The output of such an engine shows universal scaling forms with respect to the duration of the unitary stroke 1 ($A \rightarrow B$), provided the engine satisfies the following general conditions:

- The *relaxing* bath \mathcal{B}_D takes the WM close to its ground state. For example, \mathcal{B}_D can be a cold thermal bath at temperature $T_c \ll \mathcal{E}_4$, \mathcal{E}_4 being the typical energy scale of the WM during the stroke 4 ($D \rightarrow A$).
- The WM is driven at a finite rate τ_1^{-1} across a quantum critical point (or points) during the unitary stroke $A \rightarrow B$, i.e., τ_1 is finite.
- The energizing bath \mathcal{B}_E takes the WM to a unique steady state, which does not depend of the state of the WM at the beginning of the stroke 2.
- The state of the WM does not change appreciably during the unitary stroke 3 ($C \rightarrow D$). This can result for example if the energizing bath \mathcal{B}_E takes the WM to a steady state with high entropy. Therefore analogous to

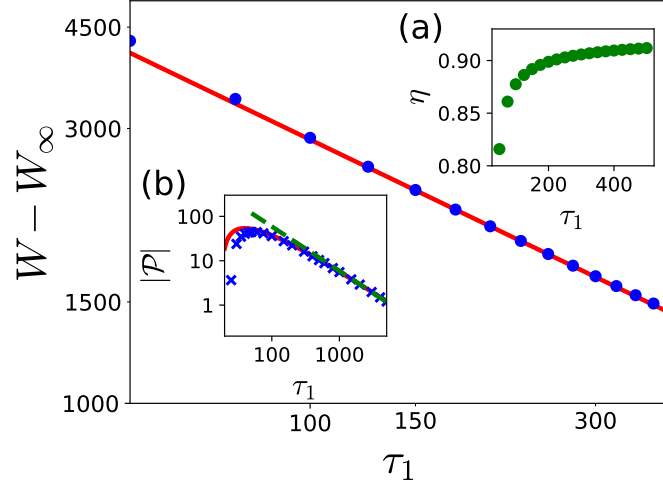


Figure 4. Work output follows universal Kibble-Zurek scaling (Eq. (74)) in a quantum engine modelled with a transverse Ising chain WM, driven across QCPs. The points are the numerical values and red solid line corresponds to $\tau_1^{-1/2}$. For transverse Ising model, $d = \nu = z = 1$. Inset (a): Variation of η with τ_1 . (b) Variation of Power with τ_1 . The green dashed line corresponds to $1/\tau_1$ scaling, points represent numerical data and solid line is the analytical expression. The parameters used are: $L = 100, h_1 = 70, h_2 = -5, \tau_2 = 0.01, \mu'_E = 1, \mu_E = 0.995, \mu'_R = 0, \mu_R = 1$ with $W_\infty = -6481.205$. (After Ref. [55])

$\mathcal{B}_D, \mathcal{B}_E$ can be modelled by a hot thermal bath at temperature $T_h \gg \mathcal{E}_2$, where \mathcal{E}_2 is the typical energy scale of the WM during the stroke 2 ($B \rightarrow C$). Alternatively we may consider fast quench during the stroke 3 (i.e., $\tau_2 \rightarrow 0$), such that the WM does not get time to evolve significantly during this stroke.

For an Otto engine satisfying the general conditions discussed above, the output work shows universal scaling as a function of τ_1 , given by [37, 55, 94]

$$W - W_\infty \sim \tau_1^{-\frac{\nu(d+z)}{\nu z+1}}, \quad (73)$$

where we have considered the stroke 1 ($A \rightarrow B$) ends at a QCP at B. Here W_∞ is the work output in infinite time Otto cycles operating in the limit $\tau_1 \rightarrow \infty$. Alternatively, for unitary strokes which cross critical points, the work output is not universal in general. However, for systems and quench protocols in which the excitation energy \mathcal{E}_{ex} during the stroke 1 is proportional to the density of excitations (see Sec. II B), such as in transverse Ising model WM, the scaling (73) is modified as (see Fig. 4)

$$W - W_\infty \sim \tau_1^{-\frac{\nu d}{\nu z+1}}. \quad (74)$$

Furthermore, in the limit where τ_1 is the most dominant time scale of one cycle such that $\tau_{\text{cyc}} \approx \tau_1$, one can use (73) and (74) to derive a scaling relation for the output power \mathcal{P}

$$\mathcal{P} = \frac{W}{\tau_{\text{cyc}}} \approx \frac{W_\infty}{\tau_1} + R \tau_1^{-\frac{\nu d + x \nu z + 1}{\nu z + 1}}, \quad (75)$$

where R is a WM-dependent constant. Here we have introduced the parameter x for brevity; x can assume the following two values: $x = 1$ corresponds to crossing the critical point, while $x = 2$ is for B being a critical point. The optimal quench rate $\tau_1^{-1} = \tau_{\text{opt}}^{-1}$ delivering the maximum power can be found from the condition

$$\left. \frac{\partial \mathcal{P}}{\partial \tau_1} \right|_{\tau_{\text{opt}}} = 0 \quad (76)$$

which yields

$$\tau_{\text{opt}} = \left[\frac{R(\nu d + x \nu z + 1)}{|W_\infty|(\nu z + 1)} \right]^{(\nu z + 1)/[\nu d + (x-1)\nu z]}, \quad (77)$$

with the corresponding efficiency $\hat{\eta}$ at maximum power being

$$\hat{\eta} = -\frac{W_\infty + \mathcal{E}_{\text{ex}}(\tau_{\text{opt}})}{\mathcal{Q}_{\text{in}}^\infty - \mathcal{E}_{\text{ex}}(\tau_{\text{opt}})}. \quad (78)$$

Here $\mathcal{Q}_{\text{in}}^\infty$ is the input energy corresponding to the infinite time Otto engine limit of $\tau_1 \rightarrow \infty$. We note that the scalings Eq. (73) and (74) remain valid even for $\tau_{\text{cyc}} \gg \tau_1$, which can happen in case of non-unitary strokes of long durations. However, as can be seen from Eqs. (73) - (75), in this case the output power \mathcal{P} ceases to show the clear scaling with τ_1 (Eq. (75)), even though it still depends on τ_1 through W and τ_{cyc} . Consequently, τ_{opt} also does not follow the scaling form Eq. (77) in this regime. Nevertheless, one can still find τ_{opt} , and hence $\hat{\eta}$, through the condition Eq. (76).

One can use (74)-(78) to choose WM with appropriate critical exponents and dimensionality, so as to design optimal many-body quantum critical engines. For example, other factors remaining constant, enhancement in output power would demand a WM with large dimension d (see (74)). Furthermore, in case of free-Fermionic WM operated in presence of locally thermal baths, one can also arrive at a maximum efficiency bound η_{max} which shows universal scaling with respect to the length N of the WM, given by the relation

$$1 - \eta_{\text{max}} \propto N^{-z}. \quad (79)$$

Clearly, η_{max} increases with increasing N , thus indicating that many-body quantum engines can be more efficient than few-body ones.

Recently, many-body quantum machines with ultracold gas WM, driven across superfluid and insulating phase has also been studied. The authors have shown that the existence of many-body effects and the critical point can boost the performance of a N -particle many-body engine, as compared to N single particle engines, through enhancement in efficiency and power. Shortcuts to adiabaticity can further improve the performance of such many-body quantum engines close to criticality [88]. Quantum criticality has also been shown to improve the efficiency in quantum heat engine (QHE) [85] based on the Lipkin-Meshkov-Glick model [157–159], as well as maximize work in interaction driven QHEs, with interacting Bose gas as a WM [49]. Recently, effects of topological phase transitions on the performance of QHEs have been studied [86]. In particular, studies on Otto heat engine with a finite length Kitaev chain as the working medium has shown that topological phase transition can enhance the efficiency, as well as work output of such engines [147].

Finally, we note that as mentioned above, fluctuations in the output of a quantum thermal machine can be a crucial criteria in determining the reliability of the machine. Studies on fluctuations can be even more important for quantum machines operated close to quantum phase transitions, owing to diverging length and time scales close to criticality. Recently, it was shown that many-body interactions can dramatically affect the statistics of energy fluctuations, and the resultant work distribution, in finite size Hubbard chains driven across metal - Mott - insulator quantum phase transitions in finite time [51].

B. Shortcuts to adiabaticity

In this section, we focus on enhancing the performance of quantum thermal machines through STA. As we discussed in Sec. IID, adiabatic QHEs operate with high efficiency, at the cost of vanishing power. On the other hand, non-adiabatic excitations in finite-time heat engines can enhance the power, but at the cost of reducing the efficiency. STA provides a solution to this conundrum, through suppression of non-adiabatic excitations in finite-time heat engines, thereby enhancing the power output, while keeping the efficiency close to the value obtained in its adiabatic counterpart. Following Ref. [53] here we discuss STA in many-body QHEs, through approximate counterdiabatic driving [120–122].

We consider an Otto cycle with a spin chain WM, described by the Hamiltonian

$$H_0(t) = -\sum_{i=1}^N h_i(t)\sigma_i^x - \sum_{i=1}^N b_i(t)\sigma_i^z - \sum_{i=1}^N J_i(t)\sigma_i^z\sigma_{i+1}^z. \quad (80)$$

Here N is the total number of spins, $J_i(t)$ denotes the interaction strength between the spins at sites i and $i+1$, $b_i(t)$ is the longitudinal field strength along z direction, while $h_i(t)$ is the transverse field strength along x direction, at site i . We impose periodic boundary conditions, given by $\sigma_{N+1} = \sigma_1$. The explicit time-dependence of the Hamiltonian

parameters during the unitary strokes 1 and 3 are taken to be

$$\begin{aligned} h_i(t) &= h_{i,i} + (h_{i,f} - h_{i,i}) \sin^2 \left[\frac{\pi}{2} \sin^2 \left(\frac{\pi t}{2\tau} \right) \right] \\ b_i(t) &= b_{i,i} + (b_{i,f} - b_{i,i}) \sin^2 \left[\frac{\pi}{2} \sin^2 \left(\frac{\pi t}{2\tau} \right) \right] \\ J_i(t) &= J_{i,i} + (J_{i,f} - J_{i,i}) \sin^2 \left[\frac{\pi}{2} \sin^2 \left(\frac{\pi t}{2\tau} \right) \right], \end{aligned} \quad (81)$$

where the index i (f) refers to the initial (final) values of the parameters, and $\tau_1 = \tau_3 = \tau$ is the duration of a unitary stroke. As one can see, in general $[H_0(t), H_0(t')] \neq 0$ for $t \neq t'$. Consequently, in absence of control, non-adiabatic excitations are generated during the unitary strokes, which are in general detrimental to the operation of the heat engine [160, 161]. Therefore we aim to improve the performance of the above described finite-time heat engine, i.e., enhance the efficiency and power, through the application of counterdiabatic driving, following Sec. IID. We achieve this through the application of the STA Hamiltonian

$$H_{\text{STA}} = H_0 + H_{\text{CD}}, \quad (82)$$

where the counterdiabatic Hamiltonian H_{CD} is given by

$$H_{\text{CD}} = \dot{\vartheta}(t) \mathcal{A}_{\vartheta}(t). \quad (83)$$

The control function

$$\vartheta(\vartheta_0, t) = \vartheta_0 \sin^2 \left[\frac{\pi}{2} \sin^2 \left(\frac{\pi t}{2\tau} \right) \right] \quad (84)$$

is chosen so as to ensure smoothness at the beginning and end of the unitary strokes, quantified by $\dot{\vartheta}(t=0) = \dot{\vartheta}(t=\tau) = \ddot{\vartheta}(t=0) = \ddot{\vartheta}(t=\tau)$. Here $\mathcal{A}_{\vartheta}(t)$ is the adiabatic gauge potential, obtained by following the protocol detailed in Sec. IID [120–122] and ϑ_0 is a global control parameter strength, introduced to tune the accuracy of the strokes (see below).

Let us assume H_0 and H_{CD} are supplied by two independent work reservoirs. The counterdiabatic Hamiltonian H_{CD} is designed so as to enhance the performance of the QHE, quantified by the work output and the efficiency. In this case the total work output is given by

$$W_{\text{STA}} = \int_0^{\tau_{\text{cyc}}} \text{Tr} \left[\rho \dot{H}_{\text{STA}} \right] dt = W_0 + W_{\text{CD}}, \quad (85)$$

where the work performed on the work reservoir implementing H_0 (termed as the ‘‘piston’’ or the ‘‘load’’) is

$$W_0 = \int_0^{\tau_{\text{cyc}}} \text{Tr} \left[\rho \dot{H}_0 \right] dt, \quad (86)$$

while the work performed on the work reservoir implementing H_{CD} (termed as the ‘‘controller’’) is

$$W_{\text{CD}} = \int_0^{\tau_{\text{cyc}}} \text{Tr} \left[\rho \dot{H}_{\text{CD}} \right] dt. \quad (87)$$

Here the work W_{CD} arising due to counterdiabatic driving is performed on the controller, and consequently is not available to the load. Therefore W_{CD} is considered as the *operational cost* of the counterdiabatic driving. Further, there can be additional *implementational costs* of the counterdiabatic driving as well which we do not consider here, since they in general depend on the details of the setup in question [53, 54, 116–118]. We note that in case of a single work reservoir implementing both H_0 and H_{CD} , the division Eq. (85) is in general not operationally relevant any more.

The useful output power, obtained from the work performed on the load (see Eqs. (85) - (87)), is given by

$$\mathcal{P} = \frac{W_0}{\tau_{\text{cyc}}}, \quad (88)$$

while the efficiency is

$$\begin{aligned} \eta &= \frac{-W_0}{Q_{\text{h}}} \quad \text{for } W_{\text{CD}} \leq 0 \\ &= \frac{-W_0}{Q_{\text{h}} + W_{\text{CD}}} \quad \text{for } W_{\text{CD}} > 0. \end{aligned} \quad (89)$$

Here

$$\mathcal{Q}_h = \int_0^{\tau_{cyc}} \text{Tr}[\dot{\rho}H_0] dt \quad (90)$$

is the heat input during the non-unitary stroke 2. The dependence of the expression of η on the sign of W_{CD} (see Eq. (89)) stems from the fact that for $W_{CD} > 0$, the setup acts as a hybrid thermomechanical engine, where part of the input energy comes from the hot bath, and the remaining comes from the external controller.

We now use the local ansatz

$$H_{CD}^*(t) = \dot{\vartheta}(\vartheta_0, t) \sum_{j=1}^N \zeta_j(t) \sigma_j^y \quad (91)$$

to approximate the counterdiabatic Hamiltonian Eq. (83). Optimization of the control Hamiltonian following Sec. IID leads to the following form of $\zeta_j(t)$ (see Eqs. (43) - (46))

$$\zeta_j(t) = \frac{1}{2} \frac{\dot{h}_j(t)b_j(t) - \dot{b}_j(t)h_j(t)}{h_j(t)^2 + b_j(t)^2 + J_{j-1}(t)^2 + J_j(t)^2}. \quad (92)$$

Consequently, the local STA Hamiltonian assumes the form

$$H_{STA}^*(t) = - \sum_{i=1}^N h_j(t) \sigma_j^x - \sum_{j=1}^N b_j(t) \sigma_j^z - \sum_{j=1}^N J_j(t) \sigma_j^z \sigma_{j+1}^z + H_{CD}^*(t), \quad (93)$$

with $H_{CD}^*(t)$ given by Eqs. (91) and (92). Here the asterisk signifies that the Hamiltonian is inexact.

The approximate counterdiabatic Hamiltonian $H_{CD}^*(t)$ drives the WM to a state ρ'_B (ρ'_D) at point B (D) (see Fig. 2), which is in general different from the state ρ_B (ρ_D) obtained in the adiabatic limit. However, one can increase the reliability of $H_{CD}^*(t)$ by optimizing the global control parameter strength ϑ_0 , subject to the constraint $0 \leq \vartheta_0 \leq 1$, so as to maximize the Fidelity

$$\mathcal{F}(\rho, \rho') = \text{Tr} \sqrt{\sqrt{\rho} \rho' \sqrt{\rho}}. \quad (94)$$

We note that restricting the approximate counterdiabatic Hamiltonian H_{CD}^* to the single spin form (Cf. Eq. (93)) simplifies the analysis and makes it experimentally implementable. At the same time, as shown in Fig. 5, even this single body ansatz leads to significant enhancement in the performance of the heat engine. The approximate counterdiabatic driving allows the setup to act as a heat engine with large output power (see Fig. 5a), work (see Fig. 5b) and efficiency (see Fig. 5c), while maintaining a high fidelity \mathcal{F} (Cf. Eq. (94)) with the actual cycle (see Fig. 5d) even for small cycle period τ ; this is in sharp contrast to the results obtained in absence of control, where the setup fails to act as a heat engine for small τ . Similar advantages can be obtained in case of many-body quantum refrigerators as well, in which case STA protocol enhances the refrigeration rate and the efficiency of refrigeration, above their non-adiabatic counterparts. Furthermore, remarkably, as discussed in Ref. [54], one can use the expression for exact H_{CD} (Eqs. (39) and (40)) to show that $\text{Tr}[\rho(t)\dot{H}_{CD}(t)] = 0 \forall t$, if the additional adiabatic gauge potential and consequently the counterdiabatic Hamiltonian $\tilde{H}_{CD}(t)$ is exact, i.e., $\mathcal{A}_\vartheta^*(t) = \mathcal{A}_\vartheta(t)$ and $H_{CD}^*(t) = H_{CD}(t)$, $\forall t$. Consequently, the work component W_{CD} (Eq. (87)) vanishes for exact counterdiabatic driving.

C. Quantum advantage in many-body thermal machines

Designing quantum machines which show quantum advantage, i.e, outperform equivalent classical machines, is one of the main aims of the field of quantum technology. In Ref. [45], the authors showed that many-particle quantum effects, coupled with non-adiabatic effects, in a finite-time many-body Otto engine can be beneficial in this respect. The authors considered a WM comprising of N interacting bosons, described by the Hamiltonian

$$H = \sum_{i=1}^N \left[-\frac{1}{2m} \nabla^2 + \frac{1}{2} m \vartheta(t)^2 \mathbf{r}_i^2 \right] + \sum_{i < j} V(\mathbf{r}_i - \mathbf{r}_j). \quad (95)$$

Here the inter-particle interaction assumes the following scaling form: $V(\mathbf{r}/b) = b^2 V(\mathbf{r})$.

One can model an Otto cycle using the many-body WM as discussed in Sec. III A. In this case, the work output

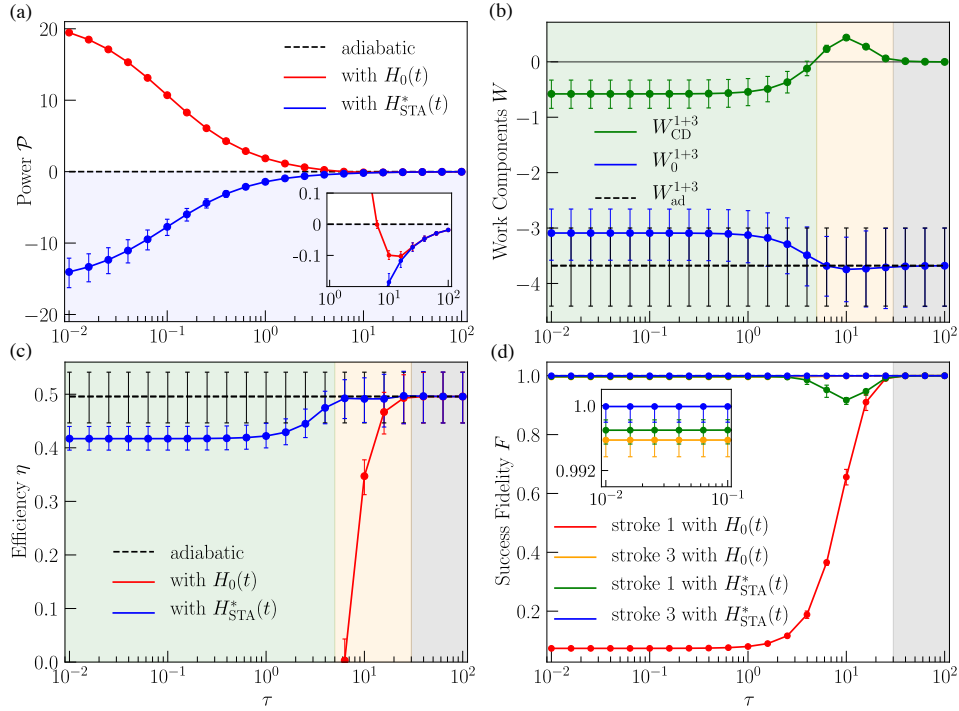


Figure 5. (a) Power \mathcal{P} of the sped-up Otto cycle governed by (i) the original protocol $H_0(t)$ and (ii) the shortcut-to-adiabaticity protocol $H_{\text{STA}}^*(t)$ as a function of the isentropic-stroke duration $\tau = \tau_1 = \tau_3$. The machine acts as an engine if $\mathcal{P} < 0$ (blue-shaded area). Inset: Zoom on the region where the original protocol ceases to describe an engine for shorter cycle times. (b) Work components W_0 and W_{CD} pertaining to the piston (load) and the external control device, respectively. The green (left) and yellow (middle) shaded areas depict the regions where the machine operates as a heat engine ($W_{\text{CD}} < 0$) and a thermo-mechanical engine ($W_{\text{CD}} > 0$), respectively. The grey (right) shaded area depicts the adiabatic limit region where $W_{\text{CD}} < 10^{-3}$. (c) Efficiency η [for the heat-engine regime (green-shaded area) and for the hybrid thermo-mechanical regime (yellow-shaded area), respectively]. (d) Success fidelities of the isentropic strokes with and without STA protocol. Inset: Zoom. Parameters: Duration of the isentropic strokes: $\tau_1 = \tau_3 = \tau$, duration of the thermalization strokes: $\tau_2 = \tau_4 = 0.1$. The other parameters are $T_c = 0.22$, $T_h = 22$, $h_{j,i} = 0.5$, $b_{j,i} = 0$, $h_{j,f} = 0$, $b_{z,f} = 1$, $J_{j,i} = 0$ for each spin. Disorderliness is introduced in the interaction strengths where the 100 final interaction strengths $J_{j,f}$ are randomly chosen from a Gaussian distribution with standard deviation $\sigma = 0.1$ and zero mean. The counterdiabatic drive is optimized by a control parameter ϑ_0 bounded in $[0, 1]$. The vertical bars denote the largest and lowest values of power, work, efficiency and success fidelity, respectively. (After Ref. [53])

W_{na} per cycle is given by

$$W_{\text{na}} = \left(Q_{AB}^* \frac{\vartheta_h}{\vartheta_c} - 1 \right) \mathcal{E}_A + \left(Q_{\text{CD}}^* \frac{\vartheta_c}{\vartheta_h} - 1 \right) \mathcal{E}_C. \quad (96)$$

Here as before, the frequency $\vartheta(t) = \vartheta_h$ (ϑ_c) during the second (fourth) stroke, during which the WM thermalizes with the hot (cold) thermal bath, while \mathcal{E}_j denotes the average energy of the WM at point $j = A, C$. $Q_{AB}^* \geq 1$ ($Q_{\text{CD}}^* \geq 1$) denotes the *non-adiabaticity parameter* for the unitary stroke $A \rightarrow B$ ($C \rightarrow D$), which is related to the non-adiabatic excitations generated due to the finite rate of driving during the unitary strokes. These non-adiabaticity parameters reduce to unity in the adiabatic limit of slow driving, quantified by $\vartheta \rightarrow 0$, or equivalently, infinite durations of the unitary strokes 1 and 3 ($\tau_1, \tau_3 \rightarrow \infty$). Comparing Eq. (96) with Eq. (53), one can equate $Q_{AB}^* \frac{\vartheta_h}{\vartheta_c} \mathcal{E}_A$ and $Q_{\text{CD}}^* \frac{\vartheta_c}{\vartheta_h} \mathcal{E}_C$ with \mathcal{E}_B and \mathcal{E}_D , respectively. Further, the heat flow \mathcal{Q}_h is given by $\mathcal{Q}_h = \mathcal{E}_C - \mathcal{E}_B = \mathcal{E}_C - Q_{AB}^* \frac{\vartheta_h}{\vartheta_c} \mathcal{E}_A$. Consequently, the efficiency of the engine is given by (see Eqs. (51) - (55))

$$\eta_{\text{na}} = -\frac{W_{\text{na}}}{\mathcal{Q}_h} = 1 - \frac{\vartheta_c Q_{\text{CD}}^* \mathcal{E}_C - \frac{\vartheta_h}{\vartheta_c} \mathcal{E}_A}{\vartheta_h \mathcal{E}_C - Q_{AB}^* \frac{\vartheta_h}{\vartheta_c} \mathcal{E}_A}. \quad (97)$$

As can be seen from Eq. (97), η_{na} is maximum, and equals the Otto efficiency $1 - \vartheta_c/\vartheta_h$, in the adiabatic limit, when

$Q_{AB}^*, Q_{CD}^* = 1$. However, this in turn leads to vanishing output power $\mathcal{P}_{\text{na}} = W_{\text{na}}/\tau_{\text{cyc}}$.

Interestingly, the authors showed that non-adiabatic effects arising due to finite τ_{cyc} can lead to quantum advantage. In order to study quantum non-adiabatic effects induced enhancement in the performance of many-body engines, the authors considered the specific example of a one-dimensional WM with the inter-particle interaction given by

$$V(z_i, z_j) = \frac{1}{m} \sum_{i < j} \sum_{i < j} \frac{\theta(\theta - 1)}{(z_i - z_j)^2}, \quad (98)$$

where $\theta \geq 0$ denotes the inter-particle interaction strength. The many-particle effects can be quantified using the following ratios

$$r_{\text{na}}^{(N, \theta)} \equiv \frac{\mathcal{P}_{\text{na}}^{(N, \theta)}}{N \mathcal{P}_{\text{na}}^{(1, \theta)}}, \quad \rho_{\text{na}}^{(N, \theta)} \equiv \frac{\eta_{\text{na}}^{N, \theta}}{\eta_{\text{na}}^{(1, \theta)}}. \quad (99)$$

Here $r_{\text{na}}^{(N, \theta)}$ compares the optimal output power $\mathcal{P}_{\text{na}}^{(N, \lambda)}$ of a N -particle QHE with that of N single-particle QHEs, while $\rho_{\text{na}}^{(N, \theta)}$ does the same, but for the efficiency at optimal output power. The output power is optimized through tuning the ratio ϑ_c/ϑ_h , for fixed values of $\vartheta_c, T_c, T_h, \theta$ and N . As shown in [45], quantum fluctuations, arising due to interplay of many-particle and non-adiabatic effects, can enhance the power output and efficiency of a N -particle QHE, as compared to a single-particle one. Consequently, we consider the QHE exhibits quantum advantage when both ratios given in Eq. (99) exceed unity. Remarkably, it was shown that judicious choice of the parameters λ, T_c, T_h, N and θ , for example, high temperatures of the hot bath and not very low temperatures of the cold bath, allows the finite-time QHE described above to achieve quantum advantage [45].

D. Quantum engines based on localized states

The unique features of many-body localization (MBL) can be beneficial for designing quantum machines. Many-body localization prevents systems from thermalizing under their intrinsic dynamics [162–165]. On the other hand, thermalizing (or weakly localized) systems obey the eigenstate thermalization hypothesis (ETH) [166, 167]. In Ref. [168], the authors used the difference in energy level statistics of these two kinds of systems to design a QHE with a many-body WM exhibiting a MBL phase.

In order to understand the operation of such a heat engine, let us look at the energy-level statistics followed by the systems in the above two regimes. For systems in the MBL regime, the probability $P(\delta)$ of an energy gap assuming a size δ , approximately obey the Poisson statistics [169, 170] :

$$P_{\text{MBL}}^{(E)}(\delta) \approx \frac{1}{\langle \delta \rangle_E} e^{-\delta/\langle \delta \rangle_E}. \quad (100)$$

Here $\langle \delta \rangle_E$ is the average gap at the energy E . As can be seen from Eq. (100), an energy gap δ has a finite probability of vanishing, given by $P_{\text{MBL}}^{(E)}(\delta \rightarrow 0) \approx 1/\langle \delta \rangle_E > 0$. On the other hand, energy gaps in systems in the thermalizing regime obey the Gaussian orthogonal ensemble (GOE) statistics [169]:

$$P_{\text{GOE}}^{(E)}(\delta) \approx \frac{\pi}{2} \frac{\delta}{\langle \delta \rangle_E^2} e^{-\frac{\pi}{4} \delta^2 / \langle \delta \rangle_E^2}. \quad (101)$$

In contrast to the MBL spectra Eq. (100), small gaps appear with vanishing probability in the thermalizing regime, i.e., $P_{\text{GOE}}^{(E)}(\delta \rightarrow 0) \rightarrow 0$.

In Ref. [168], the authors considered an interacting many-body WM, described by the Hamiltonian

$$H_{\text{meso}}(t) = \frac{\varepsilon}{\kappa(\vartheta(t))} [(1 - \vartheta(t)) H_{\text{GOE}} + \vartheta(t) H_{\text{MBL}}]. \quad (102)$$

Here the average energy density per site ε sets the unit of energy. One can change the qualitative nature of the WM by tuning the parameter $\vartheta(t) \in [0, 1]$. For $\vartheta(t) = 0$, the Hamiltonian Eq. (102) reduces to H_{GOE} with a spectrum such that the energy gaps δ are distributed according to GOE statistics Eq. (101). On the other hand, $\vartheta(t) = 1$ results in H_{meso} (Eq. (102)) taking the form of H_{MBL} , whose gaps follow the Poisson statistics Eq. (100). The renormalization factor $\kappa(\vartheta(t))$ is chosen such that the average energy gap $\langle \delta \rangle_E$ is kept constant, thereby emphasizing the effect of level-statistics on the operation of the heat engine.

One can exploit the difference in level statistics described above to design an Otto cycle which delivers a net output

work. To this end, we consider a cold bath with bandwidth $\mathcal{W}_b \ll \langle \delta \rangle$, such that that energy flow between the WM and the cold bath occurs only for gaps $\delta \leq \mathcal{W}_b \ll \langle \delta \rangle$. We note that such anomalously small gaps can appear with finite probabilities in the MBL regime (Cf. Eq. (100)), while this is not the case for the ETH regime (Cf. Eq. (101)).

We consider the following Otto cycle using the many-body WM (Eq. (102)): the cycle starts with the WM in the ETH phase ($\vartheta(t) = \vartheta_h = 0$), when the WM is in thermal equilibrium with the hot bath at temperature T_h . During the (unitary) stroke 1, $\vartheta(t)$ is tuned from zero to $\vartheta = \vartheta_c = 1$, such that $H(t)$ changes from H_{GOE} to H_{MBL} . We assume the tuning is slow enough so as to result in adiabatic dynamics during the unitary strokes, i.e., non-adiabatic excitations are negligible. The WM is coupled to a cold bath at temperature T_c during the second (non-unitary) stroke. As per the MBL level statistics Eq. (100), the gap is small enough with probability $\sim \frac{\mathcal{W}_b}{\langle \delta \rangle}$, so as to allow thermalization with the cold bath. In the third (unitary stroke), $\vartheta(t)$ is tuned to zero such that we arrive at H_{GOE} . Finally, the WM thermalizes with the hot bath during the fourth stroke, thereby completing the cycle.

In the adiabatic limit of long cycle times, $T_c \ll \mathcal{W}_b \ll \langle \delta \rangle$, $T_h = \infty$ and the gap distributions Eqs. (100), (101) and the average gap $\langle \delta \rangle_E$ being independent of energy E , one can show that the average work output for the cycle described above is

$$W_{\text{tot}} \approx -\mathcal{W}_b + \frac{2 \ln 2}{\beta_C}, \quad (103)$$

whereas the efficiency is

$$\eta \approx 1 - \frac{\mathcal{W}_b}{2\langle \delta \rangle}. \quad (104)$$

Clearly, a small \mathcal{W}_b allows one to operate the engine with high efficiency, while producing a non-zero output work W_{tot} , brought about by the different energy gap statistics of H_{MBL} and H_{GOE} . Furthermore, one can robustly scale up the engine described above to the thermodynamic limit, wherein effectively independent subengines run in parallel without affecting each other, owing to the finite localization length of MBL systems. We note that non-adiabatic excitations arising due to finite rate of driving during the unitary strokes can reduce the work output of the above engine. Furthermore, instead of the Gaussian orthogonal ensemble considered above, one can model the engine by considering Gaussian unitary or Gaussian symplectic ensembles as well. However, since different ensembles model different symmetries, their performance as an engine needs to be analyzed separately [168].

On a related note, mobility edges separating localized and delocalized states have also been used to design QHEs. In Ref. [171], the authors considered a central WM coupled to a hot left bath with temperature T_h and chemical potential μ_h , and a cold right bath with temperature $T_c < T_h$ and chemical potentials $\mu_h \neq \mu_c$. The WM was taken to be a generalized Aubry-Andre-Harper (GAAH) model, given by the Hamiltonian

$$H = \sum_{i=1}^{N-1} t a_i^\dagger a_{i+1} + \text{h.c.} + \sum_{i=1}^N V_i a_i^\dagger a_i, \quad (105)$$

where t is the tunneling constant, a_i is the Fermionic annihilation operator at site i and the onsite potential at site i is given by the quasiperiodic function

$$V_i = \frac{2\theta(2\pi v i + \phi)}{1 - \alpha \cos(2\pi v i + \phi)}. \quad (106)$$

Here θ is the strength of the potential, the phase ϕ shifts the origin of the potential, v is an irrational number and $\alpha \in (-1, 1)$. The energy E_c of the mobility edge, separating the delocalized states with eigenenergies $< E_c$ from the localized states with eigenenergies $> E_c$, can be tuned through the parameter α , and is given by [172, 173]

$$E_c = \frac{1}{\alpha} \text{sign}(\theta) (|t| - |\theta|). \quad (107)$$

The WM is coupled at the boundaries to the two non-interacting baths. The authors showed that the presence of a mobility edge introduces an energy filter, which results in asymmetry in the dynamics of particles and holes. This in turn leads to non-zero steady-state heat current and power output, such that the setup can act as an autonomous thermoelectric heat engine.

E. Quantum Szilard engine with interacting Bosons

In contrast to the heat engines described above, which convert heat energy into useful output work, Szilard engines operate isothermally, and use information to do the same [174–179]. Szilard engines in the microscopic regime have been realized experimentally [24, 180–182]. The setup of a Szilard engine comprises of $N \geq 1$ particles in a box of length L . The operation of such an engine can be described by the following quasistatic steps [174]: (i) insertion of a partition in the box, at position $0 \leq l \leq L$, (ii) measurement of the particle number $n \leq N$ on one side (left, say) of the partition (iii) reversibly translating the partition to its final position $0 \leq l' \leq L$ and (iv) removal of the partition at l' , thereby completing the cycle. Here we use the information about the particle numbers n and $N - n$ to determine l' , which eventually allows us to generate output work. The engine is operated so that the setup is in thermal equilibrium with a bath at temperature T at all times. The quasi-static insertion and removal of the partition in steps (i) and (iii) respectively, can be assumed not to incur any cost, as long as we restrict ourselves to the classical regime. However, the situation changes dramatically for a quantum Szilard engine - in this case, the insertion of a partition non-trivially changes the wavefunction of the particles inside the box, thereby making it necessary to ensure that the insertion and removal of the partition are done isothermally as well. Interestingly, in Ref. [177], the authors showed that the performance of a quantum Szilard engine can benefit from many-body effects. A quantum Szilard engine with attractively interacting Bosons was shown to enhance the conversion from information to work, as compared to non-interacting or repulsive Bosons.

V. QUANTUM BATTERIES AND QUANTUM PROBES

In addition to quantum engines and refrigerators, the broad field of quantum technologies [1, 2] also encompasses studies on several related setups, including quantum simulators [183, 184], quantum cloaks [185], quantum batteries [59], quantum probes [186], quantum transistors [187], heat rectifiers [188] and quantum clocks [189, 190]. While they are vibrant fields of research, and subjects deserving detailed discussions on their own, in this section we briefly discuss the role played by many-body systems in the development of a couple of such technologies closely related to the thermodynamics of quantum systems and quantum thermal machines, viz. quantum batteries [59] and quantum probes [186].

A. Quantum batteries

An engine converts energy from a dissipative reservoir into usable output power. On the other hand, batteries can be used to store energy, which can be extracted and used later, at an opportune time. Consequently the field of quantum batteries, i.e., batteries based on quantum systems and following the laws of quantum mechanics, is closely related to the field of quantum engines and refrigerators.

A discussion regarding quantum batteries necessitates the introduction of the concepts of passive states and ergotropy; a passive state is a state whose energy cannot be reduced any further through cyclic unitary transformation - such states are diagonal in the energy eigenbasis, with populations of energy levels decreasing with increasing energy eigenvalues. On the other hand, ergotropy is the maximum amount of work that can be extracted from a non-passive state, through unitary transformations [191, 192]. Naturally, charging a quantum system (battery) involves imparting ergotropy to the system, so as to take it to a non-passive state. Thereafter, when needed, one can extract energy, i.e., discharge the battery through cyclic unitary transformations. The performance of a quantum battery can be quantified through the rate of charging / discharging and the maximum amount of work that can be extracted [193]. Previous studies have suggested that entanglement can be beneficial for the performance of such quantum batteries [194]. In case of a quantum battery comprised of multiple qubits, global entangling operations can enhance the performance of such a battery, through significant enhancement in charging power per qubit [56, 59]. Collective effects have also been used to charge many-body quantum batteries [63] through quantum heat engines [65] and through dissipative thermal baths [66], and has been shown to yield quantum advantage [57, 58]. Many-body systems have also been shown to be beneficial for designing quantum batteries, for example, in presence of many-body localization [64], through enhanced charging power [60, 61], and ultra-stable charging characterized by low fluctuations in the stored energy [195], and can raise interesting questions regarding the role of correlations in the performance of the batteries [62]. Charging and discharging of a quantum battery subject to static driving and time dependent classical source is also a recent addition to the growing literature [67, 68].

B. Quantum probes

Studies of quantum systems in presence of dissipative baths, or designing quantum machines, usually involve precise estimation of system and bath properties, which then leads us to the field of quantum metrology. Quantum metrology [186, 196] deals with probes based on quantum systems, such as quantum thermometers [71, 72, 197–202] and magnetometers [203, 204]. The precision of estimation of a parameter x (such as temperature) of a system is quantified by the relative error of measurement

$$e_{\text{rel}} = \frac{\delta x}{x}, \quad (108)$$

which is bounded by the quantum Fisher information (QFI) \mathcal{G} through the Cramer-Rao bound [196]

$$e_{\text{rel}} \geq \frac{1}{x\sqrt{\mathcal{M}\mathcal{G}}}, \quad (109)$$

where δx denotes the absolute error in measurement and \mathcal{M} is the number of measurements. As can be seen from Eq. (109), e_{rel} decreases with increasing \mathcal{G} . Consequently, one of the major aims of research in this field has been to find ways to enhance the QFI, so as to result in high precision measurements. For example, several works have addressed the issue of high-accuracy estimation of low temperatures, through achievement of large QFI [198, 202, 205]. To this end, one generally considers a probe interacting with a thermal bath at temperature T , such that the state of the probe at some optimal time (which is usually taken to be the steady state) is given by $\rho(T)$. In this case, the QFI is given by

$$\mathcal{G}(T) = \lim_{\delta \rightarrow 0} \frac{\partial^2 \mathcal{F}(\rho(T)\rho(T + \delta))}{\partial \delta^2}. \quad (110)$$

Probes based on many-body quantum systems have been shown to be advantageous in this context [71, 73]; critical points are associated with divergences in QFI, thereby raising the possibility of high-precision quantum metrology using many-body systems [69, 70, 72]. In addition, as for QHEs, collective effects have also been shown to aid in high-precision quantum thermometry [44].

VI. DISCUSSION AND OUTLOOK

Harnessing many-body effects to design high-performing quantum technologies is a rapidly progressing area of research. Many-body effects may allow us to develop novel quantum machines, which can offer us significant insights into the thermodynamics of such many-body systems. At the same time, studies of many-body systems can be accompanied by significant challenges, owing to the diverging size of the associated Hilbert space. These challenges have necessitated the development of several techniques focussed on dealing with the dynamics of closed and open many-body quantum systems [31, 33, 39, 120–122]. Such techniques have in turn enabled researchers to design and study different quantum technologies based on many-body systems, in the last few years. In this short review, we have discussed some of the recent literature on this fascinating subject.

An intriguing question is, can these quantum machines present us with significant advantages as compared to equivalent classical machines? As discussed in Sec. IV C, careful modelling of quantum machines can present us with non-trivial quantum advantages [45, 56, 139]. Such results suggest significant advancement in technologies may be achieved by replacing the currently existing classical machines by their quantum counterparts, in near future. However, fabricating these machines can incur additional implementational costs, which can significantly restrict the practical benefits of such quantum machines. Therefore, the extent to which quantum machines can offer technological improvement, inside laboratories as well as for everyday use, is an open question, which demands further rigorous research.

Many-body effects in different forms can aid in the performance of quantum technologies. For example, cooperative effects arising due to collective coupling between many-body systems and dissipative baths have been shown to be beneficial for designing quantum engines [42–44], quantum thermometers [44] and quantum batteries [65]. In parallel, machines based on interacting many-body systems give rise to rich physics as well, for example in the form of criticality [55, 88], and can necessitate the introduction of shortcuts to adiabaticity for enhancing the performance of such machines [53, 54]. Many-body systems have also been shown to aid in fast charging of batteries [59, 61]. Here we have mainly focussed on quantum engines and briefly addressed quantum batteries and quantum probes. However, studies on many-body systems to develop other quantum technologies, such as quantum clocks [189, 190, 206] and quantum transistors [187], may also lead to interesting results.

The recent advances in experimental know-how have made the realization of several quantum technologies a possibility in various platforms. For example, interacting spin-chains models exhibiting phase transitions have been experimentally realized using quantum simulators [183, 184, 207], trapped ions [208] and quantum annealer [209]. In the recent years single or few-particle engines have already been realized experimentally, for example, using single ions [25], mechanical oscillators [26], nitrogen vacancy centers in diamonds [28], Rydberg atoms [76, 77] and optical lattices [20, 78, 210]. WM based on strontium [211–213] or rubidium [214] atoms may be used for realizing collective effects in QHEs. With the rapid advancement in development and control of systems in the quantum regime, such many-body quantum technologies can be expected to be realized experimentally in the near future.

ACKNOWLEDGMENTS

It is a pleasure to acknowledge Adolfo del Campo, Andreas Hartmann, Wolfgang Lechner, Glen Bigan Mbeng, Wolfgang Niedenzu and Revathy B. S. for related collaborative works. VM acknowledges SERB, India for Start-up Research Grant SRG/2019/000411 and IISER Berhampur for Seed grant. UD acknowledges DST, India for INSPIRE Research grant.

-
- [1] G. Kurizki, P. Bertet, Y. Kubo, K. Mølmer, D. Petrosyan, P. Rabl, and J. Schmiedmayer, Proceedings of the National Academy of Sciences **112**, 3866 (2015), <https://www.pnas.org/content/112/13/3866.full.pdf>.
 - [2] J. Millen and A. Xuereb, Physics World **29**, 23 (2016).
 - [3] J. J. Sakurai and J. Napolitano, *Modern Quantum Mechanics*, 2nd ed. (Cambridge University Press, 2017).
 - [4] H. B. Callen, *Thermodynamics and An Introduction to Thermostatistics* (John Wiley & Sons Inc, New York, 1985, 1985).
 - [5] D. Kondepudi and I. Prigogine, *Modern Thermodynamics* (John Wiley & Sons Ltd, Chichester, 2nd edn, 2015).
 - [6] H. E. D. Scovil and E. O. Schulz-DuBois, Phys. Rev. Lett. **2**, 262 (1959).
 - [7] M. O. Scully, M. S. Zubairy, G. S. Agarwal, and H. Walther, Science **299**, 862 (2003), <https://science.sciencemag.org/content/299/5608/862.full.pdf>.
 - [8] J. Gemmer, M. Michel, and G. Mahler, *Quantum thermodynamics: Emergence of thermodynamic behavior within composite quantum systems*, Vol. 784 (Springer, 2009).
 - [9] R. Kosloff, Entropy **15**, 2100 (2013).
 - [10] R. Kosloff and A. Levy, Annual Review of Physical Chemistry **65**, 365 (2014).
 - [11] F. Brandão, M. Horodecki, N. Ng, J. Oppenheim, and S. Wehner, Proceedings of the National Academy of Sciences **112**, 3275 (2015), <https://www.pnas.org/content/112/11/3275.full.pdf>.
 - [12] D. Gelbwaser-Klimovsky, W. Niedenzu, and G. Kurizki, Advances In Atomic, Molecular, and Optical Physics **64**, 329 (2015).
 - [13] S. Vinjanampathy and J. Anders, Contemporary Physics **57**, 545 (2016), <https://doi.org/10.1080/00107514.2016.1201896>.
 - [14] M. N. Bera, A. Riera, M. Lewenstein, and A. Winter, Nat. Commun. **8**, 2180 (2017).
 - [15] L. Masanes and J. Oppenheim, Nat. Commun. **8**, 14538 (2017).
 - [16] F. Binder, L. A. Correa, C. Gogolin, J. Anders, and G. Adesso, eds., *Thermodynamics in the quantum regime* (Springer International Publishing, 2018).
 - [17] A. Tuncer and O. E. Müstecaplıoğlu, Turk J Phys **44**, 404 (2020).
 - [18] S. Bhattacharjee and A. Dutta, “Quantum thermal machines and batteries,” (2020), arXiv:2008.07889 [quant-ph].
 - [19] F. Dolde, H. Fedder, M. W. Doherty, T. Nöbauer, F. Rempp, G. Balasubramanian, T. Wolf, F. Reinhard, L. C. L. Hollenberg, F. Jelezko, and J. Wrachtrup, Nature Physics **7**, 459 (2011).
 - [20] M. G. Bason, M. Viteau, N. Malossi, P. Huillery, E. Arimondo, D. Ciampini, R. Fazio, V. Giovannetti, R. Mannella, and O. Morsch, Nature Physics **8**, 147 (2012).
 - [21] G. Kucsko, P. C. Maurer, N. Y. Yao, M. Kubo, H. J. Noh, P. K. Lo, H. Park, and M. D. Lukin, Nature **500**, 54 (2013).
 - [22] A. W. Laskar, P. Adhikary, S. Mondal, P. Katiyar, S. Vinjanampathy, and S. Ghosh, Phys. Rev. Lett. **125**, 013601 (2020).
 - [23] S. Pal, S. Saryal, D. Segal, T. S. Mahesh, and B. K. Agarwalla, Phys. Rev. Research **2**, 022044 (2020).
 - [24] J. V. Koski, V. F. Maisi, J. P. Pekola, and D. V. Averin, Proceedings of the National Academy of Sciences **111**, 13786 (2014), <https://www.pnas.org/content/111/38/13786.full.pdf>.
 - [25] J. Roßnagel, S. T. Dawkins, K. N. Tolazzi, O. Abah, E. Lutz, F. Schmidt-Kaler, and K. Singer, Science **352**, 325 (2016).
 - [26] J. Klaers, S. Faelt, A. Imamoglu, and E. Togan, Phys. Rev. X **7**, 031044 (2017).
 - [27] J. P. S. Peterson, T. B. Batalhão, M. Herrera, A. M. Souza, R. S. Sarthour, I. S. Oliveira, and R. M. Serra, Phys. Rev. Lett. **123**, 240601 (2019).
 - [28] J. Klatzow, J. N. Becker, P. M. Ledingham, C. Weinzetl, K. T. Kaczmarek, D. J. Saunders, J. Nunn, I. A. Walmsley, R. Uzdin, and E. Poem, Phys. Rev. Lett. **122**, 110601 (2019).
 - [29] G. Maslennikov, S. Ding, R. Hablützel, J. Gan, A. Roulet, S. Nimmrichter, J. Dai, V. Scarani, and D. Matsukevich, Nature Communications **10**, 202 (2019).

- [30] J. P. S. Peterson, R. S. Sarthour, and R. Laflamme, “Implementation of a quantum engine fuelled by information,” (2020), arXiv:2006.10136 [quant-ph].
- [31] M. Keck, S. Montangero, G. E. Santoro, R. Fazio, and D. Rossini, *New Journal of Physics* **19**, 113029 (2017).
- [32] X. Xu, J. Thingna, C. Guo, and D. Poletti, *Phys. Rev. A* **99**, 012106 (2019).
- [33] F. Nathan and M. S. Rudner, *Phys. Rev. B* **102**, 115109 (2020).
- [34] A. Carmele, M. Heyl, C. Kraus, and M. Dalmonte, *Phys. Rev. B* **92**, 195107 (2015).
- [35] S. Bandyopadhyay, S. Bhattacharjee, and A. Dutta, *Phys. Rev. B* **101**, 104307 (2020).
- [36] J. A. Hoyos, C. Kotabage, and T. Vojta, *Phys. Rev. Lett.* **99**, 230601 (2007).
- [37] C. De Grandi, V. Gritsev, and A. Polkovnikov, *Phys. Rev. B* **81**, 012303 (2010).
- [38] P. Wang and R. Fazio, “Dissipative phase transitions in the fully-connected ising model with p -spin interaction,” (2020), arXiv:2008.10045 [cond-mat.quant-gas].
- [39] M. H. Fischer, M. Maksymenko, and E. Altman, *Phys. Rev. Lett.* **116**, 160401 (2016).
- [40] Z. Lenarčič, O. Alberton, A. Rosch, and E. Altman, *Phys. Rev. Lett.* **125**, 116601 (2020).
- [41] H. P. Lüschen, P. Bordia, S. S. Hodgman, M. Schreiber, S. Sarkar, A. J. Daley, M. H. Fischer, E. Altman, I. Bloch, and U. Schneider, *Phys. Rev. X* **7**, 011034 (2017).
- [42] W. Niedenzu and G. Kurizki, *New Journal of Physics* **20**, 113038 (2018).
- [43] M. Kloc, P. Cejnar, and G. Schaller, *Phys. Rev. E* **100**, 042126 (2019).
- [44] C. L. Latune, I. Sinayskiy, and F. Petruccione, *New Journal of Physics* **22**, 083049 (2020).
- [45] J. Jaramillo, M. Beau, and A. del Campo, *New J. Phys.* **18**, 075019 (2016).
- [46] S. Çakmak, F. Altintas, and Ö. E. Müstecaplıoğlu, *The European Physical Journal Plus* **131**, 197 (2016).
- [47] M. Herrera, R. M. Serra, and I. D’Amico, *Scientific Reports* **7**, 4655 (2017).
- [48] A. H. Skelt, K. Zawadzki, and I. D’Amico, *Journal of Physics A: Mathematical and Theoretical* **52**, 485304 (2019).
- [49] Y.-Y. Chen, G. Watanabe, Y.-C. Yu, X.-W. Guan, and A. del Campo, *npj Quantum Information* **5**, 88 (2019).
- [50] E. Yunt, M. Fadaie, and Özgür E. Müstecaplıoğlu, “Topological and finite size effects in a kitaev chain heat engine,” (2019), arXiv:1908.02643 [cond-mat.stat-mech].
- [51] K. Zawadzki, R. M. Serra, and I. D’Amico, *Phys. Rev. Research* **2**, 033167 (2020).
- [52] M. Campisi and R. Fazio, *Nat. Commun.* **7**, 11895 (2016).
- [53] A. Hartmann, V. Mukherjee, W. Niedenzu, and W. Lechner, *Phys. Rev. Research* **2**, 023145 (2020).
- [54] A. Hartmann, V. Mukherjee, G. B. Mbeng, W. Niedenzu, and W. Lechner, *Quantum* **4**, 377 (2020).
- [55] B. S. Revathy, V. Mukherjee, U. Divakaran, and A. del Campo, *Phys. Rev. Research* **2**, 043247 (2020).
- [56] F. C. Binder, S. Vinjanampathy, K. Modi, and J. Goold, *New Journal of Physics* **17**, 075015 (2015).
- [57] F. Campaioli, F. A. Pollock, F. C. Binder, L. Céleri, J. Goold, S. Vinjanampathy, and K. Modi, *Phys. Rev. Lett.* **118**, 150601 (2017).
- [58] D. Ferraro, M. Campisi, G. M. Andolina, V. Pellegrini, and M. Polini, *Phys. Rev. Lett.* **120**, 117702 (2018).
- [59] F. Campaioli, F. A. Pollock, and S. Vinjanampathy, “Quantum batteries,” in *Thermodynamics in the Quantum Regime: Fundamental Aspects and New Directions*, edited by F. Binder, L. A. Correa, C. Gogolin, J. Anders, and G. Adesso (Springer International Publishing, Cham, 2018) pp. 207–225.
- [60] T. P. Le, J. Levinson, K. Modi, M. M. Parish, and F. A. Pollock, *Phys. Rev. A* **97**, 022106 (2018).
- [61] D. Rossini, G. M. Andolina, D. Rosa, M. Carrega, and M. Polini, *Phys. Rev. Lett.* **125**, 236402 (2020).
- [62] G. M. Andolina, M. Keck, A. Mari, M. Campisi, V. Giovannetti, and M. Polini, *Phys. Rev. Lett.* **122**, 047702 (2019).
- [63] G. M. Andolina, M. Keck, A. Mari, V. Giovannetti, and M. Polini, *Phys. Rev. B* **99**, 205437 (2019).
- [64] D. Rossini, G. M. Andolina, and M. Polini, *Phys. Rev. B* **100**, 115142 (2019).
- [65] K. Ito and G. Watanabe, “Collectively enhanced high-power and high-capacity charging of quantum batteries via quantum heat engines,” (2020), arXiv:2008.07089 [quant-ph].
- [66] B. i. e. i. f. m. c. Çakmak, *Phys. Rev. E* **102**, 042111 (2020).
- [67] M. Carrega, A. Crescente, D. Ferraro, and M. Sassetti, *New Journal of Physics* **22**, 083085 (2020).
- [68] A. Crescente, M. Carrega, M. Sassetti, and D. Ferraro, *New Journal of Physics* **22**, 063057 (2020).
- [69] P. Zanardi, M. G. A. Paris, and L. Campos Venuti, *Phys. Rev. A* **78**, 042105 (2008).
- [70] M. M. Rams, P. Sierant, O. Dutta, P. Horodecki, and J. Zakrzewski, *Phys. Rev. X* **8**, 021022 (2018).
- [71] K. V. Hovhannisyanyan and L. A. Correa, *Phys. Rev. B* **98**, 045101 (2018).
- [72] P. P. Potts, J. B. Brask, and N. Brunner, *Quantum* **3**, 161 (2019).
- [73] W.-K. Mok, K. Bharti, L.-C. Kwek, and A. Bayat, “Optimal probes for global quantum thermometry,” (2020), arXiv:2010.14200 [quant-ph].
- [74] U. Mishra and A. Bayat, “Driving enhanced quantum sensing in partially accessible many-body systems,” (2020), arXiv:arXiv:2010.09050 [Quantum Physics].
- [75] V. Montenegro, U. Mishra, and A. Bayat, *Phys. Rev. Lett.* **126**, 200501 (2021).
- [76] H. Kim, Y. Park, K. Kim, H.-S. Sim, and J. Ahn, *Phys. Rev. Lett.* **120**, 180502 (2018).
- [77] A. Omran, H. Levine, A. Keesling, G. Semeghini, T. T. Wang, S. Ebadi, H. Bernien, A. S. Zibrov, H. Pichler, S. Choi, J. Cui, M. Rossignolo, P. Rembold, S. Montangero, T. Calarco, M. Endres, M. Greiner, V. Vuletić, and M. D. Lukin, *Science* **365**, 570 (2019), <https://science.sciencemag.org/content/365/6453/570.full.pdf>.
- [78] M. Schreiber, S. S. Hodgman, P. Bordia, H. P. Lüschen, M. H. Fischer, R. Vosk, E. Altman, U. Schneider, and I. Bloch, *Science* **349**, 842 (2015).
- [79] H. P. Breuer and F. Petruccione, *The Theory of Open Quantum Systems* (Oxford University Press, 2002).

- [80] L. Mandel and E. Wolf, *Optical coherence and quantum optics* (Cambridge University Press, 1995).
- [81] C. L. Latune, I. Sinayskiy, and F. Petruccione, *Phys. Rev. Research* **1**, 033192 (2019).
- [82] W. Greiner, L. Neise, and H. Stöcker, *Thermodynamics and Statistical Mechanics* (Springer-Verlag New York, 1995).
- [83] P. M. Chaikin and T. C. Lubensky, *Principles of Condensed Matter Physics* (Cambridge University Press, 1995).
- [84] S. Sachdev, *Quantum Phase Transitions* (Cambridge University Press, Cambridge, England, 1999).
- [85] Y.-H. Ma, S.-H. Su, and C.-P. Sun, *Phys. Rev. E* **96**, 022143 (2017).
- [86] M. Fadaie, E. Yunt, and O. E. Müstecaplıoğlu, *Phys. Rev. E* **98**, 052124 (2018).
- [87] S. Chand and A. Biswas, *Phys. Rev. E* **98**, 052147 (2018).
- [88] T. Fogarty and T. Busch, *Quantum Science and Technology* **6**, 015003 (2020).
- [89] J. Dziarmaga, *Advances in Physics* **59**, 1063 (2010).
- [90] A. Dutta, G. Aeppli, B. K. Chakrabarti, U. Divakaran, T. F. Rosenbaum, and D. Sen, *Quantum phase transitions in transverse field spin models: from statistical physics to quantum information* (Cambridge University Press, Cambridge, 2015).
- [91] A. Polkovnikov, K. Sengupta, A. Silva, and M. Vengalattore, *Rev. Mod. Phys.* **83**, 863 (2011).
- [92] W. H. Zurek, U. Dorner, and P. Zoller, *Phys. Rev. Lett.* **95**, 105701 (2005).
- [93] A. Polkovnikov, *Phys. Rev. B* **72**, 161201 (2005).
- [94] Z. Fei, N. Freitas, V. Cavina, H. T. Quan, and M. Esposito, *Phys. Rev. Lett.* **124**, 170603 (2020).
- [95] E. Lieb, T. Schultz, and D. Mattis, *Annals of Physics* **16**, 407 (1961).
- [96] P. Pfeuty, *Annals of Physics* **57**, 79 (1970).
- [97] J. E. Bunder and R. H. McKenzie, *Phys. Rev. B* **60**, 344 (1999).
- [98] J. Dziarmaga, *Phys. Rev. Lett.* **95**, 245701 (2005).
- [99] K. Sengupta, D. Sen, and S. Mondal, *Phys. Rev. Lett.* **100**, 077204 (2008).
- [100] A. del Campo, A. Chenu, S. Deng, and H. Wu, “Friction-free quantum machines,” in *Thermodynamics in the Quantum Regime: Fundamental Aspects and New Directions*, edited by F. Binder, L. A. Correa, C. Gogolin, J. Anders, and G. Adesso (Springer International Publishing, Cham, 2018) pp. 127–148.
- [101] M. Demiralp and S. A. Rice, *The Journal of Physical Chemistry A* **107**, 9937 (2003).
- [102] M. V. Berry, *Journal of Physics A: Mathematical and Theoretical* **42**, 365303 (2009).
- [103] A. del Campo, M. M. Rams, and W. H. Zurek, *Phys. Rev. Lett.* **109**, 115703 (2012).
- [104] S. Deffner, C. Jarzynski, and A. del Campo, *Phys. Rev. X* **4**, 021013 (2014).
- [105] A. Patra and C. Jarzynski, *New Journal of Physics* **19**, 125009 (2017).
- [106] D. Guéry-Odelin, A. Ruschhaupt, A. Kiely, E. Torrontegui, S. Martínez-Garaot, and J. G. Muga, *Rev. Mod. Phys.* **91**, 045001 (2019).
- [107] T.-N. Xu, J. Li, T. Busch, X. Chen, and T. Fogarty, *Phys. Rev. Research* **2**, 023125 (2020).
- [108] A. Patra and C. Jarzynski, “Semiclassical fast-forward shortcuts to adiabaticity,” (2021), arXiv:2101.05901 [quant-ph].
- [109] G. Vacanti, R. Fazio, S. Montangero, G. M. Palma, M. Paternostro, and V. Vedral, *New Journal of Physics* **16**, 053017 (2014).
- [110] S. Alipour, A. Chenu, A. T. Rezakhani, and A. del Campo, *Quantum* **4**, 336 (2020).
- [111] S. An, D. Lv, A. del Campo, and K. Kim, *Nature Communications* **7**, 12999 (2016).
- [112] A. del Campo, J. Goold, and M. Paternostro, *Sci. Rep.* **4**, 6208 (2014).
- [113] B. Çakmak and O. E. Müstecaplıoğlu, *Phys. Rev. E* **99**, 032108 (2019).
- [114] J. Li, T. Fogarty, S. Campbell, X. Chen, and T. Busch, *New Journal of Physics* **20**, 015005 (2018).
- [115] O. Abah, M. Paternostro, and E. Lutz, *Phys. Rev. Research* **2**, 023120 (2020).
- [116] S. Campbell and S. Deffner, *Phys. Rev. Lett.* **118**, 100601 (2017).
- [117] O. Abah and E. Lutz, *Phys. Rev. E* **98**, 032121 (2018).
- [118] O. Abah and M. Paternostro, *Phys. Rev. E* **99**, 022110 (2019).
- [119] V. Mukherjee, S. Montangero, and R. Fazio, *Phys. Rev. A* **93**, 062108 (2016).
- [120] D. Sels and A. Polkovnikov, *Proceedings of the National Academy of Sciences* **114**, E3909 (2017), <https://www.pnas.org/content/114/20/E3909.full.pdf>.
- [121] M. Kolodrubetz, D. Sels, P. Mehta, and A. Polkovnikov, *Physics Reports* **697**, 1 (2017), geometry and non-adiabatic response in quantum and classical systems.
- [122] P. W. Claeys, M. Pandey, D. Sels, and A. Polkovnikov, *Phys. Rev. Lett.* **123**, 090602 (2019).
- [123] M. Beau, J. Jaramillo, and A. del Campo, *Entropy* **18**, 168 (2016).
- [124] R. Alicki, *Journal of Physics A: Mathematical and General* **12**, L103 (1979).
- [125] S. Alipour, A. T. Rezakhani, A. Chenu, A. del Campo, and T. Ala-Nissila, “Unambiguous formulation for heat and work in arbitrary quantum evolution,” (2019), arXiv:1912.01939 [quant-ph].
- [126] R. S. Whitney, *Phys. Rev. B* **98**, 085415 (2018).
- [127] W. Niedenzu, V. Mukherjee, A. Ghosh, A. G. Kofman, and G. Kurizki, *Nature Communications* **9**, 165 (2018).
- [128] H. T. Quan, Y.-x. Liu, C. P. Sun, and F. Nori, *Phys. Rev. E* **76**, 031105 (2007).
- [129] B. Cleuren, B. Rutten, and C. Van den Broeck, *Phys. Rev. Lett.* **108**, 120603 (2012).
- [130] M. Kolář, D. Gelbwaser-Klimovsky, R. Alicki, and G. Kurizki, *Phys. Rev. Lett.* **109**, 090601 (2012).
- [131] J. Roßnagel, O. Abah, F. Schmidt-Kaler, K. Singer, and E. Lutz, *Phys. Rev. Lett.* **112**, 030602 (2014).
- [132] R. Uzdin, A. Levy, and R. Kosloff, *Phys. Rev. X* **5**, 031044 (2015).
- [133] G. Watanabe, B. P. Venkatesh, P. Talkner, and A. del Campo, *Phys. Rev. Lett.* **118**, 050601 (2017).
- [134] A. Friedenberger and E. Lutz, *EPL (Europhysics Letters)* **120**, 10002 (2017).

- [135] N. Freitas and J. P. Paz, *Phys. Rev. E* **95**, 012146 (2017).
- [136] A. Ghosh, D. Gelbwaser-Klimovsky, W. Niedenzu, A. I. Lvovsky, I. Mazets, M. O. Scully, and G. Kurizki, *Proceedings of the National Academy of Sciences* (2018), 10.1073/pnas.1805354115.
- [137] A. Ghosh, V. Mukherjee, W. Niedenzu, and G. Kurizki, *Eur. Phys. J. Special Topics* **227**, 2043 (2019).
- [138] P. A. Erdman, V. Cavina, R. Fazio, F. Taddei, and V. Giovannetti, *New Journal of Physics* **21**, 103049 (2019).
- [139] V. Mukherjee, A. G. Kofman, and G. Kurizki, *Communications Physics* **3**, 8 (2020).
- [140] R. Alicki, *Open Systems And Information Dynamics* **21**, 1440002 (2014).
- [141] D. Gelbwaser-Klimovsky, R. Alicki, and G. Kurizki, *Phys. Rev. E* **87**, 012140 (2013).
- [142] R. Alicki, D. Gelbwaser-Klimovsky, and G. Kurizki, arXiv:1205.4552 (2012).
- [143] Y. Zheng and D. Poletti, *Phys. Rev. E* **92**, 012110 (2015).
- [144] G. Watanabe, B. P. Venkatesh, P. Talkner, M.-J. Hwang, and A. del Campo, *Phys. Rev. Lett.* **124**, 210603 (2020).
- [145] F. Carollo, F. M. Gambetta, K. Brandner, J. P. Garrahan, and I. Lesanovsky, *Phys. Rev. Lett.* **124**, 170602 (2020).
- [146] M. Azimi, L. Chotorlishvili, S. K. Mishra, T. Vekua, W. Hübner, and J. Berakdar, *New Journal of Physics* **16**, 063018 (2014).
- [147] E. Yunt, M. Fadaie, O. E. Müstecaplıoğlu, and C. M. Smith, *Phys. Rev. B* **102**, 155423 (2020).
- [148] A. Kumar and C. Benjamin, “A thermodynamic probe of the topological phase transition in a floquet topological insulator,” (2020), arXiv:2012.02172 [cond-mat.mes-hall].
- [149] F. Carollo, K. Brandner, and I. Lesanovsky, “Nonequilibrium many-body quantum engine driven by time-translation symmetry breaking,” (2020), arXiv:2007.00690 [cond-mat.stat-mech].
- [150] L. Fusco, M. Paternostro, and G. De Chiara, *Phys. Rev. E* **94**, 052122 (2016).
- [151] P. Abiuso and M. Perarnau-Llobet, *Phys. Rev. Lett.* **124**, 110606 (2020).
- [152] V. Holubec and A. Ryabov, *Phys. Rev. E* **96**, 030102 (2017).
- [153] P. Pietzonka and U. Seifert, *Phys. Rev. Lett.* **120**, 190602 (2018).
- [154] D. Patanè, A. Silva, L. Amico, R. Fazio, and G. E. Santoro, *Phys. Rev. Lett.* **101**, 175701 (2008).
- [155] T. Kibble, *Physics Reports* **67**, 183 (1980).
- [156] B. Damski and W. H. Zurek, *Phys. Rev. A* **73**, 063405 (2006).
- [157] H. Lipkin, N. Meshkov, and A. Glick, *Nuclear Physics* **62**, 188 (1965).
- [158] N. Meshkov, A. Glick, and H. Lipkin, *Nuclear Physics* **62**, 199 (1965).
- [159] A. Glick, H. Lipkin, and N. Meshkov, *Nuclear Physics* **62**, 211 (1965).
- [160] T. Feldmann and R. Kosloff, *Phys. Rev. E* **73**, 025107 (2006).
- [161] R. Dann, R. Kosloff, and P. Salamon, *Entropy* **22** (2020), 10.3390/e22111255.
- [162] I. L. Aleiner, B. L. Altshuler, and G. V. Shlyapnikov, *Nature Physics* **6**, 900 (2010).
- [163] R. Nandkishore and D. A. Huse, *Annual Review of Condensed Matter Physics* **6**, 15 (2015), <https://doi.org/10.1146/annurev-conmatphys-031214-014726>.
- [164] F. Alet and N. Laflorencie, *Comptes Rendus Physique* **19**, 498 (2018), quantum simulation / Simulation quantique.
- [165] K. S. C. Decker, C. Karrasch, J. Eisert, and D. M. Kennes, *Phys. Rev. Lett.* **124**, 190601 (2020).
- [166] M. Rigol, V. Dunjko, V. Yurovsky, and M. Olshanii, *Phys. Rev. Lett.* **98**, 050405 (2007).
- [167] M. Rigol, V. Dunjko, and M. Olshanii, *Nature* **452**, 854 (2008).
- [168] N. Yunger Halpern, C. D. White, S. Gopalakrishnan, and G. Refael, *Phys. Rev. B* **99**, 024203 (2019).
- [169] V. Oganesyan and D. A. Huse, *Phys. Rev. B* **75**, 155111 (2007).
- [170] A. Pal and D. A. Huse, *Phys. Rev. B* **82**, 174411 (2010).
- [171] C. Chiaracane, M. T. Mitchison, A. Purkayastha, G. Haack, and J. Goold, *Phys. Rev. Research* **2**, 013093 (2020).
- [172] S. Ganeshan, J. H. Pixley, and S. Das Sarma, *Phys. Rev. Lett.* **114**, 146601 (2015).
- [173] A. Purkayastha, A. Dhar, and M. Kulkarni, *Phys. Rev. B* **96**, 180204 (2017).
- [174] S. W. Kim, T. Sagawa, S. De Liberato, and M. Ueda, *Phys. Rev. Lett.* **106**, 070401 (2011).
- [175] E. Lutz and S. Ciliberto, *Physics Today* **68**, 30 (2015), <https://doi.org/10.1063/PT.3.2912>.
- [176] M. H. Mohammady and J. Anders, *New Journal of Physics* **19**, 113026 (2017).
- [177] J. Bengtsson, M. N. Tengstrand, A. Wacker, P. Samuelsson, M. Ueda, H. Linke, and S. M. Reimann, *Phys. Rev. Lett.* **120**, 100601 (2018).
- [178] J. Bengtsson, M. N. Tengstrand, and S. M. Reimann, *Phys. Rev. A* **97**, 062128 (2018).
- [179] A. Bérut, A. Arakelyan, A. Petrosyan, S. Ciliberto, R. Dillenschneider, and E. Lutz, *Nature* **403**, 187 (2012).
- [180] S. Toyabe, T. Sagawa, M. Ueda, E. Muneyuki, and M. Sano, *Nature Physics* **6**, 988 (2010).
- [181] É. Roldán, I. A. Martínez, J. M. R. Parrondo, and D. Petrov, *Nature Physics* **10**, 457 (2014).
- [182] J. V. Koski, A. Kutvonen, I. M. Khaymovich, T. Ala-Nissila, and J. P. Pekola, *Phys. Rev. Lett.* **115**, 260602 (2015).
- [183] H. Bernien, S. Schwartz, A. Keesling, H. Levine, A. Omran, H. Pichler, S. Choi, A. S. Zibrov, M. Endres, M. Greiner, V. Vuletić, and M. D. Lukin, *Nature* **551**, 579 (2017).
- [184] S. Ebadi, T. T. Wang, H. Levine, A. Keesling, G. Semeghini, A. Omran, D. Bluvstein, R. Samajdar, H. Pichler, W. W. Ho, S. Choi, S. Sachdev, M. Greiner, V. Vuletić, and M. D. Lukin, “Quantum phases of matter on a 256-atom programmable quantum simulator,” (2020), arXiv:2012.12281 [quant-ph].
- [185] C. Valagiannopoulos, *Phys. Rev. B* **101**, 195301 (2020).
- [186] V. Giovannetti, S. Lloyd, and L. Maccone, *Nature Photonics* **5**, 222 (2011).
- [187] K. Joulain, J. Dreviron, Y. Ezzahri, and J. Ordonez-Miranda, *Phys. Rev. Lett.* **116**, 200601 (2016).
- [188] S. H. S. Silva, G. T. Landi, R. C. Drumond, and E. Pereira, “Heat rectification on the xx chain,” (2020), arXiv:2012.04811

[quant-ph].

- [189] V. Bužek, R. Derka, and S. Massar, *Phys. Rev. Lett.* **82**, 2207 (1999).
- [190] P. Erker, M. T. Mitchison, R. Silva, M. P. Woods, N. Brunner, and M. Huber, *Phys. Rev. X* **7**, 031022 (2017).
- [191] W. Pusz and S. L. Woronowicz, *Communications in Mathematical Physics* **58**, 273 (1978).
- [192] A. Lenard, *Journal of Statistical Physics* **19**, 575 (1978).
- [193] A. Crescente, M. Carrega, M. Sassetti, and D. Ferraro, *Phys. Rev. B* **102**, 245407 (2020).
- [194] R. Alicki and M. Fannes, *Phys. Rev. E* **87**, 042123 (2013).
- [195] D. Rosa, D. Rossini, G. M. Andolina, M. Polini, and M. Carrega, *Journal of High Energy Physics* **2020**, 67 (2020).
- [196] M. G. A. PARIS, *International Journal of Quantum Information* **07**, 125 (2009).
- [197] M. Brunelli, S. Olivares, and M. G. A. Paris, *Phys. Rev. A* **84**, 032105 (2011).
- [198] L. A. Correa, M. Mehboudi, G. Adesso, and A. Sanpera, *Phys. Rev. Lett.* **114**, 220405 (2015).
- [199] L. A. Correa, M. Perarnau-Llobet, K. V. Hovhannisyan, S. Hernández-Santana, M. Mehboudi, and A. Sanpera, *Phys. Rev. A* **96**, 062103 (2017).
- [200] P. P. Hofer, J. B. Brask, M. Perarnau-Llobet, and N. Brunner, *Phys. Rev. Lett.* **119**, 090603 (2017).
- [201] A. De Pasquale and T. M. Stace, “Quantum thermometry,” in *Thermodynamics in the Quantum Regime: Fundamental Aspects and New Directions*, edited by F. Binder, L. A. Correa, C. Gogolin, J. Anders, and G. Adesso (Springer International Publishing, Cham, 2018) pp. 503–527.
- [202] V. Mukherjee, A. Zwick, A. Ghosh, X. Chen, and G. Kurizki, *Communications Physics* **2**, 162 (2019).
- [203] S. Bhattacharjee, U. Bhattacharya, W. Niedenzu, V. Mukherjee, and A. Dutta, *New Journal of Physics* **22**, 013024 (2020).
- [204] A. Levy, M. Göb, B. Deng, K. Singer, E. Torrontegui, and D. Wang, *New Journal of Physics* **22**, 093020 (2020).
- [205] S. Campbell, M. G. Genoni, and S. Deffner, *Quantum Science and Technology* **3**, 025002 (2018).
- [206] A. Peres, *American Journal of Physics* **48**, 552 (1980), <https://doi.org/10.1119/1.12061>.
- [207] J. Zhang, G. Pagano, P. W. Hess, A. Kyprianidis, P. Becker, H. Kaplan, A. V. Gorshkov, Z.-X. Gong, and C. Monroe, *Nature* **551**, 601 (2017).
- [208] J.-M. Cui, Y.-F. Huang, Z. Wang, D.-Y. Cao, J. Wang, W.-M. Lv, L. Luo, A. del Campo, Y.-J. Han, C.-F. Li, and G.-C. Guo, *Scientific Reports* **6**, 33381 (2016).
- [209] Y. Bando, Y. Susa, H. Oshiyama, N. Shibata, M. Ohzeki, F. J. Gómez-Ruiz, D. A. Lidar, S. Suzuki, A. del Campo, and H. Nishimori, *Phys. Rev. Research* **2**, 033369 (2020).
- [210] A. M. Kaufman, M. E. Tai, A. Lukin, M. Rispoli, R. Schittko, P. M. Preiss, and M. Greiner, *Science* **353**, 794 (2016).
- [211] M. A. Norcia, R. J. Lewis-Swan, J. R. K. Cline, B. Zhu, A. M. Rey, and J. K. Thompson, *Science* **361**, 259 (2018), <https://science.sciencemag.org/content/361/6399/259.full.pdf>.
- [212] D. Barberena, R. J. Lewis-Swan, J. K. Thompson, and A. M. Rey, *Phys. Rev. A* **99**, 053411 (2019).
- [213] K. Tucker, D. Barberena, R. J. Lewis-Swan, J. K. Thompson, J. G. Restrepo, and A. M. Rey, *Phys. Rev. A* **102**, 051701 (2020).
- [214] T. M. Karg, B. Gouraud, C. T. Ngai, G.-L. Schmid, K. Hammerer, and P. Treutlein, *Science* **369**, 174 (2020), <https://science.sciencemag.org/content/369/6500/174.full.pdf>.