

QUERY-BY-EXAMPLE KEYWORD SPOTTING SYSTEM USING MULTI-HEAD ATTENTION AND SOFTTRIPLE LOSS

Jinmiao Huang^{1*}

Waseem Gharbieh^{1*}

Han Suk Shim²

Eugene Kim²

¹ Toronto AI Lab, LG Electronics, Toronto, Canada

² Artificial Intelligence Lab, LG Electronics, Seoul, Korea

ABSTRACT

This paper proposes a neural network architecture for tackling the query-by-example user-defined keyword spotting task. A multi-head attention module is added on top of a multi-layered GRU for effective feature extraction, and a normalized multi-head attention module is proposed for feature aggregation. We also adopt the softtriple loss - a combination of triplet loss and softmax loss - and showcase its effectiveness. We demonstrate the performance of our model on internal datasets with different languages and the public Hey-Snips dataset. We compare the performance of our model to a baseline system and conduct an ablation study to show the benefit of each component in our architecture. The proposed work shows solid performance while preserving simplicity.

Index Terms— User-defined Keyword Spotting, Query-by-Example, Multi-head Attention, Softtriple, Deep Metric Learning

1. INTRODUCTION

A keyword spotting (KWS) system is a significant starting point of a conversation when users talk to voice assistants. Most devices adopting voice assistants use a pre-defined keyword such as “Hey Siri”, “Alexa” or “OK Google”. Although user-defined wake-up-words (keywords) can be attractive as it is one way to personalize devices, its application is challenging because custom utterances can be out of the training distribution. Furthermore, low latency and small memory footprints need to be addressed in order to effectively run user-defined KWS on devices.

Although recent neural network approaches have improved the performance on the pre-defined keyword spotting task [1, 2], their application to the user-defined keyword task has remained elusive. To improve the performance on the user-defined keyword task, some researchers have used the Large Vocabulary Continuous Speech Recognition system [3]. These systems usually show performance degradation when the keywords are out of vocabulary and require a lot of computational overhead.

Recently, using query-by-example (QbyE) has been recognized as a more promising approach for tackling user-defined KWS. In a QbyE system, the user enrolls the desired wake word by recording a few examples, the KWS system then compares the incoming audio with these examples to detect the wake word. Early QbyE approaches used dynamic time warping (DTW) to determine the similarity between keyword samples and test utterances [4, 5]. Recent QbyE work has used neural networks to map variable-duration audio signals to fixed-length vectors, which showed great speed and performance advantages over DTW-based systems. [6] trained an LSTM model for token classification, and took the last few time steps of the hidden layer as the embedding. In the spoken term detection task, [7] trained a denoising seq2seq autoencoder in an unsupervised manner to obtain a fixed-length representation. Similarly, [8] used a seq2seq GRU autoencoder to encode the audio, and a CNN-RNN language model to encode the characters. In addition, [9] used Connectionist Temporal Classification beam search to produce a hypothesis set based on the posteriors of ASR. [10] used an RNN transducer model for predicting subword units. [11] uses a Siamese network with triplet hinge loss. A number of attention-based models have also been proposed to tackle the QbyE task [12, 13].

In this paper, we propose a neural architecture that tackles the user-defined KWS task. Our contributions are: (1) We use multi-head attention [14] together with RNNs to effectively extract the features while maintaining a small model size. (2) A simple normalized multi-head attention layer is proposed to aggregate the information from the feature extractor. (3) We used the softtriple loss [15], which combines the advantages of softmax loss and triplet loss to ensure inter-class separation in the embedding space. (4) We demonstrate the performance of our model on the Hey-Snips [16] public dataset, which can be used as a baseline for future research.

2. KEYWORD SPOTTING SYSTEM

We use the “encoder-decoder” structure to tackle the QbyE problem. Fig.1 shows the system architecture. The encoder’s role is to map input signals to an embedding vector, and the decoder’s role is to maximize the inter-class (different classes)

*Authors contributed equally

distances and minimize the intra-class (same class) distances given the input embeddings. At inference time, the distances between the embeddings of the enrollments and the queries are computed, and the decoder is completely dropped.

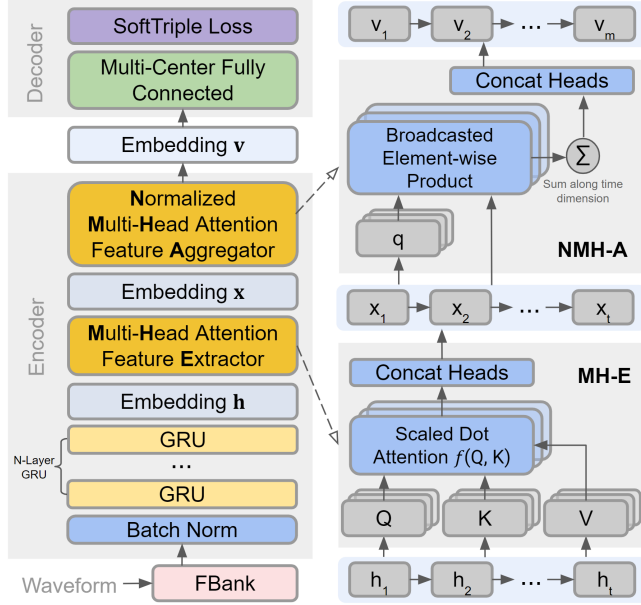


Fig. 1. Multi-Head Attention Encoder-Decoder Architecture

2.1. Base Encoder

For feature extraction, We compute 160-dimensional Mel filterbank (FBank) features of the input waveform using a 25 ms window and a stride of 12 ms. In the base encoder, a multi-layer GRU is used to extract the embeddings from the FBank features after passing through a batch normalization layer. The output of the GRUs is a sequence of vectors $\mathbf{h} = [h_1, h_2, \dots, h_t]$, each vector $h_i \in \mathbb{R}^n$ represents the hidden state at time i from the last GRU layer. In this section, we use n as the number of features, t as the number of time steps, and m as the number of heads in our attention mechanism.

2.2. Multi-Head Attention Mechanism

An attention mechanism typically computes an alignment score between a query vector and a source sequence. In our system, we first apply the multi-head attention mechanism [14] on top of the base encoder which serves as an additional feature extractor, we then create a simple normalized multi-head attention mechanism to serve as a feature aggregator to reduce the dimensionality of the feature space.

Multi-Head Feature Extractor (MH-E): We use Multi-head self-attention from [14] to project the input into multiple subspaces to capture the relationship between the features

at different positions. We define the multi-head mechanism as $\{\mathbf{Q}_j = \mathbf{W}_j^q \mathbf{h}, \mathbf{K}_j = \mathbf{W}_j^k \mathbf{h}, \mathbf{V}_j = \mathbf{W}_j^v \mathbf{h}\} \in \mathbb{R}^{t \times d}$, where $\mathbf{Q}_j, \mathbf{K}_j, \mathbf{V}_j$ are the query, key, and value representations of the input embedding \mathbf{h} on the j th head, and $\mathbf{W}_j^q, \mathbf{W}_j^k, \mathbf{W}_j^v \in \mathbb{R}^{n \times d}$ are the weight matrices associated with the j th head, and d is the dimension of the projected subspace. We use the scaled dot attention between \mathbf{Q}_j and \mathbf{K}_j to generate a score $\mathbf{a}_j \in \mathbb{R}^{t \times t}$. We then multiply \mathbf{a}_j by \mathbf{V}_j to get $\mathbf{x}_j \in \mathbb{R}^{t \times d}$. The final output $\mathbf{x} \in \mathbb{R}^{t \times md}$ is the concatenation of \mathbf{x}_j from each attention head.

Normalized Multi-Head Feature Aggregator (NMH-A):

Since \mathbf{x} is usually large, some previous work has sought to take the last time step [7] or the last k time steps [6] to reduce the size of the embedding vector. [12] and [13] make use of attention to get a weighted sum of the feature vector. They use the hidden vector h_t from the last time step as the query, and the \mathbf{x} from all the hidden states as the source sequence to compute an alignment score α , to obtain the final embedding.

In our system, we develop a simple normalized multi-head attention mechanism. We first define a weight matrix $\mathbf{W} \in \mathbb{R}^{n \times m}$. The query vector for each head is defined as $\mathbf{q}_j = \mathbf{W}_j^T \mathbf{x}$. The intuition is that: $\mathbf{W}_j^T \mathbf{x} = \|\mathbf{W}_j\| \|\mathbf{x}\| \cos(\theta_j)$ where θ_j is the angle between embedding vector x and the weight on the j th attention head. This indicates that both, the norm and the angle, contribute to the projection. To develop effective feature learning for each head, we use L_2 normalization on \mathbf{W} to produce \mathbf{W}^* such that $\|\mathbf{W}^*\|_2 = 1$. This ensures that the attention score will not be dominated by the norm of the weight matrix \mathbf{W} .

In the next step, we apply a softmax function to normalize \mathbf{q} along the time dimension to create a multi-head alignment vector (Eq.1). We then multiply \mathbf{q} and \mathbf{x} to create a weighting vector, and sum the output along the time dimension to create a multi-head weighted sum vector $\mathbf{v} = [v_1, v_2, \dots, v_m]$ where v_i represents the weighted sum at each head. The final output vector is the concatenation of v_i along the feature dimension. Specifically, the attention model is implemented as follows:

$$q_{ij} = \frac{\exp(\mathbf{W}_j^* \mathbf{x}_i)}{\sum_{k=1}^t \exp(\mathbf{W}_k^* \mathbf{x}_k)} \quad (1)$$

$$\mathbf{v}_j = \sum_{i=1}^t q_{ij} \mathbf{x}_i \quad (2)$$

where $\mathbf{x} \in \mathbb{R}^{t \times n}$, $\mathbf{W}_j^* \in \mathbb{R}^n$, $\mathbf{q} \in \mathbb{R}^{t \times m}$, $\mathbf{v} \in \mathbb{R}^{m \times n}$. \mathbf{W}^* is a learnable parameter.

2.3. Decoder with Softtriple Loss

The QbyE system can be cast as an optimization problem with triplet constraints, where the objective is to minimize the distance between the embedding of a specific enrolled keyword

and the embeddings of the same keyword while maximizing the distance with respect to other keywords.

One way to achieve this objective is by using triplet loss. However, an effective sampling strategy over the mini-batch triplets is essential to learn the embeddings efficiently [17]. Another way is by combining triplet loss with softmax loss to produce softtriplet loss [15] where each class is associated with multiple centers, and a relaxed version of similarity between the example \mathbf{x}_i and the class c can be defined as in Eq.3. It can also be proven that optimizing the triplets consisting of centers with a margin δ can preserve the large margin property on the original triplet constraints as in Eq.4. Please refer to the original paper for details.

$$\mathcal{S}'_{i,c} = \sum_k \frac{\exp\left(\frac{1}{\gamma} \mathbf{x}_i^\top \mathbf{w}_c^k\right)}{\sum_k \exp\left(\frac{1}{\gamma} \mathbf{x}_i^\top \mathbf{w}_c^k\right)} \mathbf{x}_i^\top \mathbf{w}_c^k \quad (3)$$

$$\ell(\mathbf{x}_i) = -\log \frac{\exp(\lambda (\mathcal{S}'_{i,y_i} - \delta))}{\exp(\lambda (\mathcal{S}'_{i,y_i} - \delta)) + \sum_j \exp(\lambda \mathcal{S}'_{i,j})} \quad (4)$$

[15] used a regularizer to set the center size in an adaptive way to avoid overfitting. The regularizer requires a matrix that grows quadratically in the number of classes. This made it intractable for us to use it in our task as we have 10k classes. Therefore, we chose to omit the regularizer and go for a large number of centers. In addition, we set $\gamma = 1$ in Eq. 3, since our experiments showed that when λ is large, it dominates the results and the effect of γ can be ignored.

3. EXPERIMENTS

We ran the Montreal Forced Aligner [18] on the Librispeech [19] dataset to extract the alignments between the audio and the annotated text. We used Librispeech training sets (train-clean-100, train-clean-360, train-other-500) to train the model and the dev sets (dev-clean, dev-other) to validate the training process. The models were then trained to output the corresponding top 10k annotated words for a given audio. Added to that, we applied babble noise at uniform random SNRs in the [5, 15] dB range.

Our system was evaluated on both an internal dataset, and the publicly available Hey-Snips dataset [16]. The internal datasets contained utterances of 8 English keywords and 11 Korean keywords from 50 speakers each shown in the table. We used a 24-hour long recording of TV programs as negative samples. Keywords also serve as negatives if they are different from the enrolled keywords. The internal datasets were concatenated together to mimic the on-device situation where the signals are input as a stream.

The Hey-Snips dataset contains examples of one keyword "Hey Snips" along with examples of general sentences. We selected all the speakers with 10 keyword utterances (the maximum number recorded for an individual in that dataset)

English	LG Styler	LG Washer	LG Dryer	Hey LG
8 Total	LG Fridge	LG Puricare	LG Oven	Hey Cloi
Korean	Same 8 English keywords in Korean			
11 Total	Yeongmi Ya	LG Air Purifier	Yeongmi Yeongmi	

as positives, and all the general sentences as negatives, this yielded 98, 44, and 40 speakers with positive keywords, and 44,860, 20,181, and 20,543 sentences as negative samples in the train, dev, and test sets respectively.

In the test phase, 3 utterances were randomly picked as enrollments for each speaker. We add 10 dB babble noise¹ to all the test utterances. The babble noise used during training is different from the one used during testing. For a given query, the cosine distance is used to compare the similarity between the query embedding and the 3 enrolled embeddings. The minimum distance is selected and compared with a threshold value to make the detection decision. For the internal datasets, if the system outputs a detection, a 2 second suppression filter is applied to prevent the system from outputting another one. For Hey-Snips, the FRR is calculated at the utterance level.

4. RESULTS

Based on our network structure described in Section 2, we designed two models to cater to various home appliances. One with an encoder containing 292k parameters and the other one with 582k parameters. In both models, we use 20 heads in MH-E and 15 heads in NMH-A. For the last fully connected layer, the number of centers is set to 6 with $\lambda = 70$ and $\delta = 0.04$. The base encoder for the 292k model is a 4 layer GRU with hidden size 100 while the 582k model is a 6 layer GRU with hidden size 120. These hyperparameters were selected from a massive (more than 1000 experiments) parallel hyperparameter search using the Asynchronous Successive Halving Algorithm (ASHA).

4.1. Evaluation Results

We conducted our experiments on clean data and the data augmented with 10 dB babble noise for both Korean and English datasets. There is also a significant gap in FRR between clean data and data augmented with babble noise. It is worth noting that even though our models were trained on English utterances, the models perform better on clean Korean data than clean English data. This can be attributed to the average utterance length which is around 3 seconds in Korean compared to 1.5 seconds in English. We empirically observed that longer utterances were easier to detect than shorter ones. The performance on babble data is roughly similar across both languages. This shows the versatile nature of our models and their ability to adapt to various data distributions.

¹Babble noise samples were obtained from github.com/microsoft/MS-SNSD

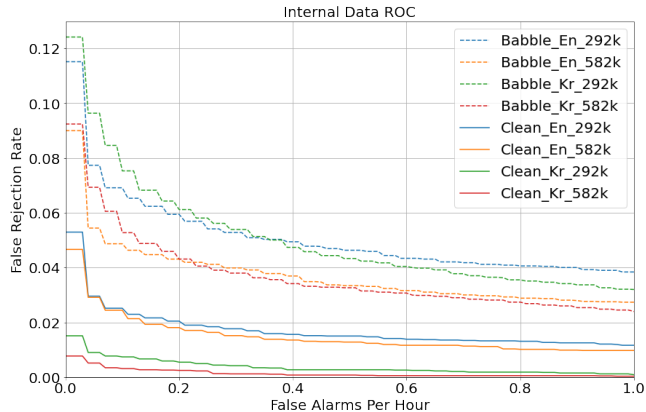


Fig. 2. ROC on Internal English and Korean Data

We also ran experiments on Hey-Snips with clean data and data with babble noise. The results in Fig. 2 and Fig. 3 show that the 582k model outperforms the 292k model across datasets and noise which showcases the large model’s discriminative ability. In addition, we observe that the performance of our models on Hey-Snips is not as good as the internal dataset. This might be due to the fact that Hey-Snips has relatively shorter utterances.

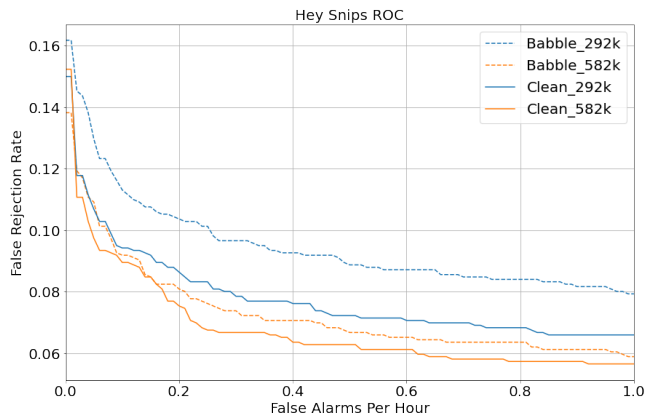


Fig. 3. Hey-Snips ROC with clean data versus babble noise. This plot is created by using all 102.88 hours of Hey-Snips negatives and tested on 182 speakers.

4.2. Baseline Comparison and Ablation Study

We used the method proposed from [1] as our baseline system. Specifically, we used the best-configured GRU layers with the last 5 time steps from the embedding vector to compare the distance. The False Rejection Rate (FRR) at 0.3 FA/hour on both the internal English (En) as well as the Hey-Snips (HS) dataset results for models with parameters around 300k (Small) and 600k (Large) is shown in Table 1. The results illustrate that our model outperforms the baseline system

	En (Clean)	En (Babble)	HS (Clean)	HS (Babble)
Baseline (Small)	17.87	11.43	12.09	11.70
Baseline (Large)	13.29	8.76	11.70	9.58
Ours (Small)	1.76	5.28	7.85	9.65
Ours (Large)	1.51	3.99	6.67	7.38

Table 1. Baseline Comparison

Model	FRR (Small)	FRR (Large)
(1) MH-E + NMH-A + Softmax	13.91	9.03
(2) NMH-A + Softtriple	7.53	6.04
(3) MH-E + Tanh[13] + Softtriple	7.22	7.99
(4) MH-E + MH-A + Softtriple	7.51	6.10
(5) MH-E + NMH-A (1 head) + Softtriple	7.03	4.91
(6) MH-E + NMH-A + Softtriple	5.28	3.99

Table 2. Ablation study for various components in our model. MH-E is the multi-head attention feature extractor, NMH-A is the multi-head attention feature extractor with L_2 normalization, and MH-A is the multi-head attention feature aggregator without L_2 normalization. FRR is reported at 0.3 FA/hour

by a large margin.

Additionally, to demonstrate the effectiveness of every module in our architecture, we conducted an ablation study by removing the individual components and measuring their performance on the internal English dataset with 10 dB babble noise. The results are shown in Table 2.

(1) and (6) show the effectiveness of softtriple as substituting it for a softmax loss leads to more than 8.5% increase in FRR for the small model and 5% increase for the large model. (2) and (6) show that adding a Multi-Head attention feature Extractor (MH-E) decreases FRR by around 2%. (3) and (4) compare an attention mechanism that uses tanh activation [13] to our non-normalized version of Multi-Head Aggregator (MH-A). [13] adds more parameters while achieving comparable performance with the non-normalized MH-A. Comparing (6) to (3) and (4) shows that Normalizing the Multi-Head Aggregator weights ((NMH-A)) results in more than 2% reduction in FRR. Finally, (5) and (6) show that increasing the number of heads in the multi-head aggregator (1 head vs 15 heads) further boosts the performance which indicates that the model benefits from the multidimensional aspect of the attention mechanism.

5. CONCLUSION

We propose a neural architecture to tackle the QbyE user-defined KWS task which makes use of a multi-headed attention feature extractor and a normalized multi-head attention feature aggregator mechanism. We also demonstrate the effectiveness of softtriple loss which was originally tested on a small scale image classification task and compare the performance of our system to a baseline. Finally, we conduct an ablation study to highlight the contribution of every component in our architecture and establish a baseline on the Hey-Snips dataset for future comparison.

6. REFERENCES

- [1] Guoguo Chen, Carolina Parada, and Georg Heigold, “Small-footprint keyword spotting using deep neural networks,” in *2014 IEEE International Conference on Acoustics, Speech and Signal Processing (ICASSP)*. IEEE, 2014, pp. 4087–4091.
- [2] Raphael Tang and Jimmy Lin, “Deep residual learning for small-footprint keyword spotting,” in *2018 IEEE International Conference on Acoustics, Speech and Signal Processing (ICASSP)*. IEEE, 2018, pp. 5484–5488.
- [3] David RH Miller, Michael Kleber, Chia-Lin Kao, Owen Kimball, Thomas Colthurst, Stephen A Lowe, Richard M Schwartz, and Herbert Gish, “Rapid and accurate spoken term detection,” in *Eighth Annual Conference of the international speech communication association*, 2007.
- [4] Timothy J Hazen, Wade Shen, and Christopher White, “Query-by-example spoken term detection using phonetic posteriorgram templates,” in *2009 IEEE Workshop on Automatic Speech Recognition & Understanding*. IEEE, 2009, pp. 421–426.
- [5] Yaodong Zhang and James R Glass, “Unsupervised spoken keyword spotting via segmental dtw on gaussian posteriorgrams,” in *2009 IEEE Workshop on Automatic Speech Recognition & Understanding*. IEEE, 2009, pp. 398–403.
- [6] Guoguo Chen, Carolina Parada, and Tara N Sainath, “Query-by-example keyword spotting using long short-term memory networks,” in *2015 IEEE International Conference on Acoustics, Speech and Signal Processing (ICASSP)*. IEEE, 2015, pp. 5236–5240.
- [7] Y. Chen, S. Huang, H. Lee, Y. Wang, and C. Shen, “Audio word2vec: Sequence-to-sequence autoencoding for unsupervised learning of audio segmentation and representation,” *IEEE/ACM Transactions on Audio, Speech, and Language Processing*, vol. 27, no. 9, pp. 1481–1493, 2019.
- [8] Kartik Audhkhasi, Andrew Rosenberg, Abhinav Sethy, Bhuvana Ramabhadran, and Brian Kingsbury, “End-to-end asr-free keyword search from speech,” *IEEE Journal of Selected Topics in Signal Processing*, vol. 11, no. 8, pp. 1351–1359, 2017.
- [9] Loren Lugosch, Samuel Myer, and Vikrant Singh Tomar, “Donut: Ctc-based query-by-example keyword spotting,” *arXiv preprint arXiv:1811.10736*, 2018.
- [10] Yanzhang He, Rohit Prabhavalkar, Kanishka Rao, Wei Li, Anton Bakhtin, and Ian McGraw, “Streaming small-footprint keyword spotting using sequence-to-sequence models,” in *2017 IEEE Automatic Speech Recognition and Understanding Workshop (ASRU)*. IEEE, 2017, pp. 474–481.
- [11] Shane Settle and Karen Livescu, “Discriminative acoustic word embeddings: Tcurrent neural network-based approaches,” in *2016 IEEE Spoken Language Technology Workshop (SLT)*. IEEE, 2016, pp. 503–510.
- [12] Chia-Wei Ao and Hung-yi Lee, “Query-by-example spoken term detection using attention-based multi-hop networks,” in *2018 IEEE International Conference on Acoustics, Speech and Signal Processing (ICASSP)*. IEEE, 2018, pp. 6264–6268.
- [13] FA Rezaur rahman Chowdhury, Quan Wang, Ignacio Lopez Moreno, and Li Wan, “Attention-based models for text-dependent speaker verification,” in *2018 IEEE International Conference on Acoustics, Speech and Signal Processing (ICASSP)*. IEEE, 2018, pp. 5359–5363.
- [14] Ashish Vaswani, Noam Shazeer, Niki Parmar, Jakob Uszkoreit, Llion Jones, Aidan N Gomez, Łukasz Kaiser, and Illia Polosukhin, “Attention is all you need,” in *Advances in neural information processing systems*, 2017, pp. 5998–6008.
- [15] Qi Qian, Lei Shang, Baigui Sun, Juhua Hu, Hao Li, and Rong Jin, “Softtriple loss: Deep metric learning without triplet sampling,” in *Proceedings of the IEEE International Conference on Computer Vision*, 2019, pp. 6450–6458.
- [16] Alice Coucke, Mohammed Chlieh, Thibault Gisselbrecht, David Leroy, Mathieu Poumeyrol, and Thibaut Lavril, “Efficient keyword spotting using dilated convolutions and gating,” in *ICASSP 2019-2019 IEEE International Conference on Acoustics, Speech and Signal Processing (ICASSP)*. IEEE, 2019, pp. 6351–6355.
- [17] Alexander Hermans, Lucas Beyer, and Bastian Leibe, “In defense of the triplet loss for person re-identification,” *arXiv preprint arXiv:1703.07737*, 2017.
- [18] Michael McAuliffe, Michaela Socolof, Sarah Mihuc, Michael Wagner, and Morgan Sonderegger, “Montreal forced aligner: Trainable text-speech alignment using kaldii,” in *Interspeech*, 2017, vol. 2017, pp. 498–502.
- [19] Vassil Panayotov, Guoguo Chen, Daniel Povey, and Sanjeev Khudanpur, “Librispeech: an asr corpus based on public domain audio books,” in *2015 IEEE International Conference on Acoustics, Speech and Signal Processing (ICASSP)*. IEEE, 2015, pp. 5206–5210.