

# Characterizing English Variation across Social Media Communities with BERT

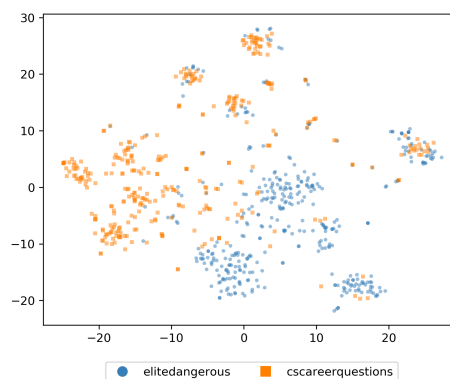
Li Lucy and David Bamman  
University of California, Berkeley  
{lucy3\_li, dbamman}@berkeley.edu

## Abstract

Much previous work characterizing language variation across Internet social groups has focused on the *types* of words used by these groups. We extend this type of study by employing BERT to characterize variation in the *senses* of words as well, analyzing two months of English comments in 474 Reddit communities. The specificity of different sense clusters to a community, combined with the specificity of a community’s unique word types, is used to identify cases where a social group’s language deviates from the norm. We validate our metrics using user-created glossaries and draw on sociolinguistic theories to connect language variation with trends in community behavior. We find that communities with highly distinctive language are medium-sized, and their loyal and highly engaged users interact in dense networks.

## 1 Introduction

Internet language is often popularly characterized as a messy variant of “standard” language (Desta, 2014; Magalhães, 2019). However, work in sociolinguistics has demonstrated that online language is not homogeneous (Herring and Paolillo, 2006; Nguyen et al., 2016; Eisenstein, 2013). Instead, it expresses immense amounts of variation, often driven by social variables. Online language contains lexical innovations, such as orthographic variants, but also repurposes words with new meanings (Pei et al., 2019; Stewart et al., 2017). There has been much attention on *which* words are used across these social groups, including work examining the frequency of types (Zhang et al., 2017; Danescu-Niculescu-Mizil et al., 2013). However, there is also increasing interest in *how* words are used in these online



**r/elitedangerous:** The [MASK] is a good multipurpose ship and a spectacular ship for grinding through missions.

→ *trident, brig, pilot, mermaid, viper, pirates*

**r/cscareerquestions:** No I've used [MASK], HTML, CSS, Javascript, node, flask.

→ *slack, oracle, apple, bot, framework, windows*

Figure 1: Different online communities may systematically use the same word to mean different things. Each marker on the t-SNE plot is a BERT embedding of *python*, case insensitive, in r/cscareerquestions (where it refers to the programming language) and r/elitedangerous (where it refers to a type of spacecraft). BERT also predicts different substitutes when *python* is masked out in these communities’ comments.

communities as well, including variation in meaning (Yang and Eisenstein, 2017; Del Tredici and Fernández, 2017). For example, a word such as *python* in Figure 1 has different usages depending on the community in which it is used. Our work examines both lexical and semantic variation, and operationalizes the study of the latter using BERT (Devlin et al., 2019).

Social media language is an especially interesting domain for studying lexical semantics because users’ word use is far more dynamic and varied than is typically captured in standard sense inventories like WordNet. Online communities that sustain linguistic norms have been characterized as virtual communities of practice (Eckert and McConnell-Ginet, 1992; Del Tredici and Fernán-

dez, 2017; Nguyen and Rosé, 2011). Users may develop wiki pages, or guides, for their communities that outline specific jargon and rules. However, some communities exhibit more language variation than others. One central goal in sociolinguistics is to investigate what social factors lead to variation, and how they relate to the growth and maintenance of sociolects, registers, and styles. To enable our ability to answer these types of questions from a computational perspective, we must first develop metrics for measuring variation.

Our work quantifies how much the language of an online community deviates from the norm and identifies communities that contain unique language varieties. We define community-specific language in two ways, one based on word choice variation, and another based on meaning variation using BERT. Words used with community-specific senses match words that appear in glossaries created by users for their communities. Finally, we test several hypotheses about user-based attributes of online English varieties drawn from sociolinguistics literature, showing that communities with more distinctive language tend to be medium-sized and have more loyal and active users in dense interaction networks. We release our code, our dataset of glossaries for 57 Reddit communities, and additional information about all communities in our study at [https://github.com/lucy3/ingroup\\_lang](https://github.com/lucy3/ingroup_lang).

## 2 Related Work

The sheer number of conversations on social media platforms allow for large-scale studies that were previously impractical using traditional sociolinguistics methods such as ethnographic interviews and surveys. Earlier work on computer-mediated communication identified the presence and growth of group norms in online settings (Postmes et al., 2000), and how new and veteran community members adapt to a community’s changing linguistic landscape (Nguyen and Rosé, 2011; Danescu-Niculescu-Mizil et al., 2013).

Much work in computational sociolinguistics has focused on lexical variation (Nguyen et al., 2016). Online language contains an abundance of “nonstandard” words, and these dynamic trends rise and decline based on social and linguistic factors (Rotabi and Kleinberg, 2016; Altmann et al., 2011; Stewart and Eisenstein, 2018; Del Tredici and Fernández, 2018; Eisenstein et al.,

2014). Online communities’ linguistic norms and differences are often defined by *which* words are used. For example, Zhang et al. (2017) quantify the distinctiveness of a Reddit community’s identity by the average specificity of its words and utterances. They define specificity as the PMI of a word in a community relative to the entire set of communities, and find that distinctive communities are more likely to retain users. To identify community-specific language, we extend Zhang et al. (2017)’s approach to incorporate semantic variation, mirroring the sense-versus-type dichotomy of language variation put forth by previous work on slang detection (Dhuliawala et al., 2016; Pei et al., 2019).

There has been less previous work on cross-community semantic variation. Yang and Eisenstein (2017) use social networks to address sentiment variation across Twitter users, accounting for cases such as *sick* being positive in *this sick beat* or negative in *I feel tired and sick*. Del Tredici and Fernández (2017) adapt the model of Bamman et al. (2014) for learning dialect-aware word vectors to Reddit communities discussing programming and football. They find that subcommunities for each topic share meaning conventions, but also develop their own. A line of future work suggested by Del Tredici and Fernández (2017) is extending studies on semantic variation to a larger set of communities, which our present work aims to achieve.

The strength of BERT to capture word senses presents a new opportunity to measure semantic variation in online communities of practice. BERT embeddings have been shown to capture word meaning (Devlin et al., 2019), and different senses tend to be segregated into different regions of BERT’s embedding space (Wiedemann et al., 2019). Clustering these embeddings can reveal sense variation and change, where distinct senses are often represented as cluster centroids (Hu et al., 2019; Giulianelli et al., 2020). For example, Reif et al. (2019) use a nearest-neighbor classifier for word sense disambiguation, where word embeddings are assigned to the nearest centroid representing a word sense. Using BERT-base, they achieve an F1 of 71.1 on SemCor (Miller et al., 1993), beating the state of the art at that time. Part of our work examines how well the default behavior of contextualized embeddings, as depicted in Figure 1, can be used for identifying niche mean-

ings in the domain of Internet discussions.

As online language may contain semantic innovations, our domain necessitates word sense induction (WSI) rather than disambiguation. We evaluate approaches for measuring usage or sense variation on two common WSI benchmarks, SemEval 2013 Task 13 (Jurgens and Klapaftis, 2013) and SemEval 2010 Task 14 (Manandhar and Klapaftis, 2009), which provide evaluation metrics for unsupervised sense groupings of different occurrences of words. The current state of the art in WSI clusters representations consisting of substitutes, such as those shown in Figure 1, predicted by BERT for masked target words (Amrami and Goldberg, 2018, 2019). We also adapt this method on our Reddit dataset to detect semantic variation.

### 3 Data

Our data is a subset of all comments on Reddit made during May and June 2019 (Baumgartner et al., 2020). Reddit is broken up into forum-based communities called *subreddits*, which discuss different topics, such as parenting or gaming, or target users in different social groups, such as LGBTQ+ or women. We select the top 500 most popular subreddits based on number of comments and remove subreddits that have less than 85% English comments, using the language identification method proposed by Lui and Baldwin (2012). This process yields 474 subreddits, from which we randomly sample 80,000 comments each. The number of comments per subreddit originally ranged from over 13 million to over 80 thousand, so this sampling ensures that more popular communities do not skew comparisons of word usage across subreddits. Each sampled subreddit had around 20k unique users on average, where a user is defined as a unique username associated with comments.<sup>1</sup> We lowercase the text, remove urls, and replace usernames, numbers, and subreddit names each with their own special token type. The resulting dataset has over 1.4 billion tokens.

To understand how users in these communities define and catalog their own language, we also manually gather all available glossaries of the subreddits in our dataset. These glossaries are usually written as guides to newcomers to the com-

<sup>1</sup>Some Reddit users may have multiple usernames due to the creation of “throwaway” accounts (Leavitt, 2015), but we define a single user by its account username.

munity and can be found in or linked from community wiki pages. We exclude glossary links that are too general and not specific to that Reddit community, such as *r/tennis*’s link to the Wikipedia page for tennis terms. We provide the names of these communities and the links we used in our Github repo.<sup>2</sup> Our 57 subreddit glossaries have an average of 72.4 terms per glossary, with a wide range from a minimum of 4 terms to a maximum of 251. We removed 1044 multi-word expressions from analysis, because counting phrases would conflate the distinction we make between examining which individual words are used (type) and how they are used (meaning). We evaluate on 2814 single-token words from these glossaries that appear in comments within their respective subreddits based on exact string matching. Since many of these words appear in multiple subreddits’ glossaries, we have 2226 unique glossary words overall.

## 4 Methods for Identifying Community-Specific Language

### 4.1 Type

Much previous work on Internet language has focused on lexical choice, examining the word types unique to a community. The subreddit *r/vegan*, for example, uses *carnis*, *omnis*, and *omnivores* to refer to people who eat meat.

For our type-based analysis, we only examine words that are within the 20% most frequent in a subreddit; even though much of a community’s unique language is in its long tail, words with fewer than 10 occurrences may be noisy misspellings or too rare for us to confidently determine usage patterns. To keep our vocabularies compatible with our sense-based method described in §4.2, we calculate word frequencies using the basic (non-WordPiece) tokenizer in Hugging Face’s transformers library<sup>3</sup> (Wolf et al., 2020). Following Eisenstein et al. (2014), we define frequency for a word  $t$  in a subreddit  $s$ ,  $f_s(t)$ , as the number of users that used it at least once in the subreddit. We experiment with several different methods for finding distinctive and salient words in subreddits.

Our first metric is the “specificity” metric used in Zhang et al. (2017) to measure the distinctiveness of words in a community. For each word type  $t$  in subreddit  $s$ , we calculate its PMI  $\mathcal{T}$ , which we

<sup>2</sup>[https://github.com/lucy3/ingroup\\_lang](https://github.com/lucy3/ingroup_lang)

<sup>3</sup><https://huggingface.co/transformers/>

subreddit	word	definition	count	type NPMI
r/justnomil	fdh	“future damn husband”	354	0.397
	jnmom	“just no mom”, an annoying mother	113	0.367
	justnos	annoying family members	110	0.366
	jns0	“just no significant other”, an annoying romantic partner	36	0.345
r/gardening	clematis	a type of flower	150	0.395
	milkweed	a flowering plant	156	0.389
	perennials	plants that live for multiple years	139	0.383
	bindweed	a type of weed	38	0.369
r/ps4	siea	Sony Interactive Entertainment America	60	0.373
	ps5	PlayStation 5	892	0.371
	tlou	The Last of Us, a video game	193	0.358
	hzd	Horizon Zero Dawn, a video game	208	0.357

Table 1: Examples of words with high type NPMI scores in three subreddits. We present values for this metric because as we will show in Section 6, it tends to perform better. The listed count is the number of unique users using that word in that subreddit.

will refer to as *type PMI*:

$$\mathcal{T}_s(t) = \log \frac{P(t | s)}{P(t)}.$$

$P(t | s)$  is the probability of word  $t$  in subreddit  $s$ , or

$$P(t | s) = \frac{f_s(t)}{\sum_w f_s(w)},$$

while  $P(t)$  is the probability of the word overall, or

$$P(t) = \frac{\sum_r f_r(t)}{\sum_{w,r} f_r(w)}.$$

PMI can be normalized to have values between  $[-1, 1]$ , which also reduces its tendency to over-emphasize low frequency events (Bouma, 2009). Therefore, we also calculate words’ NPMI  $\mathcal{T}^*$ , or *type NPMI*:

$$\mathcal{T}_s^*(t) = \frac{\mathcal{T}_s(t)}{-\log P(t, s)}.$$

Here,

$$P(t, s) = \frac{f_s(t)}{\sum_{w,r} f_r(w)}.$$

Table 1 shows example words with high NPMI in three subreddits. The community r/justnomil, whose name means “just no mother-in-law”, discusses negative family relationships, so many of its common and distinctive words refer to relatives. Words specific to other communities tend to be topical as well. The gaming community r/ps4 (PlayStation 4) uses acronyms to denote company and game entities and r/gardening has words for different types of plants.

We also calculate term frequency–inverse document frequency (tf-idf) as a third alternative metric

(Manning et al., 2008):

$$\text{TFIDF}_s(t) = (1 + \log f_s(t)) \log_{10} \frac{N}{d(t)},$$

where  $N$  is the number of subreddits (474) and  $d(t)$  is the number of subreddits word  $t$  appears in.

As another metric, we examine the use of TextRank, which is commonly used for extracting keywords from documents (Mihalcea and Tarau, 2004). TextRank applies the PageRank algorithm (Brin and Page, 1998) on a word co-occurrence graph, where the resulting scores based on words’ positions in the graph correspond their importance in a document. For our use case, we construct a graph of unlemmatized tokens using the same parameter and model design choices as Mihalcea and Tarau (2004). This means we run PageRank on an unweighted, undirected graph of adjectives and nouns that co-occur in the same comment, using a window size of 2, a convergence threshold of 0.0001, and a damping factor of 0.85.

Finally, we also use Jensen-Shannon divergence (JSD), which has been used to identify divergent keywords in corpora such as books and social media (Lin, 1991; Gallagher et al., 2018; Pechenick et al., 2015; Lu et al., 2020). JSD is a symmetric version of Kullback–Leibler divergence, and it is preferred because it avoids assigning infinite values to words that only appear in one corpus. For each subreddit  $s$ , we compare its word probability distribution against that of a background corpus  $R_s$  containing all other subreddits in our dataset. For each token  $t$  in  $s$ , we calculate its divergence



contribution as

$$D_s(t) = -m_s(t) \log_2 m_s(t) \\ + \frac{1}{2}(P(t | s) \log_2 P(t | s) \\ + P(t | R_s) \log_2 P(t | R_s)),$$

where

$$m_s(t) = \frac{P(t | s) + P(t | R_s)}{2}$$

(Lu et al., 2020; Pechenick et al., 2015). Divergence scores are positive, and the computed score does not indicate in which corpus,  $s$  or  $R_s$ , a word is more prominent. Therefore, we label  $D_s(t)$  as negative if  $t$ 's contribution comes from  $R_s$ , or if  $P(t | s) < P(t | R_s)$ .

## 4.2 Meaning

Some words may have low scores with our type-based metrics, yet their use should still be considered community-specific. For example, the word *ow* is common to many subreddits, but is used as an acronym for a video game name in *r/overwatch*, a clothing brand in *r/sneakers*, and how much a movie makes in its opening weekend in *r/boxoffice*. We use interpretable metrics for senses, analogous to type NPMI, that allow us to compare semantic variation across communities.

Since words on social media are dynamic and niche, making them difficult to be comprehensively cataloged, we frame our task as word sense induction. We investigate two types of methods: one that clusters BERT **embeddings**, and Amrami and Goldberg (2019)'s current state-of-the-art model that clusters representatives containing word **substitutes** predicted by BERT (Figure 1).

The current state-of-the-art WSI model associates each example of a target word with 15 representatives, each of which is a vector composed of 20 sampled substitutes for the masked target word (Amrami and Goldberg, 2019). This method then transforms these sparse vectors with tf-idf and clusters them using agglomerative clustering, dynamically merging less probable senses with more dominant ones. In our use of this model, each example is assigned to its most probable sense based on how its representatives are distributed across sense clusters. One version of their model uses Hearst-style patterns such as *target (or even [MASK])*, instead of simply masking out the target word. We do not use dynamic patterns in

our study, because these patterns assume that target words are nouns, verbs, or adjectives, and our Reddit experiments do not filter out any words based on part of speech.

As we will show, Amrami and Goldberg (2019)'s model is resource intensive on large datasets, and so we also test a more lightweight method that has seen prior application on similar tasks. Pre-trained BERT-base<sup>4</sup> has demonstrated good performance on word sense disambiguation and identification using embedding distance-based techniques (Wiedemann et al., 2019; Hu et al., 2019; Reif et al., 2019; Hadiwinoto et al., 2019). The positions of dimensionality-reduced BERT representations for *python* in Figure 1 suggest that they are grouped based on their community-specific meaning. Our embedding-based method discretizes these hidden layer landscapes across hundreds of communities and thousands of words. This method is  $k$ -means (Lloyd, 1982; Arthur and Vassilvitskii, 2007; Pedregosa et al., 2011), which has also been employed by concurrent work to track word usage change over time (Giulianelli et al., 2020). We cluster on the concatenation of the final four layers of BERT.<sup>5</sup> There have been many proposed methods for choosing  $k$  in  $k$ -means clustering, and we experimented with several of these, including the gap statistic (Tibshirani et al., 2001) and a variant of  $k$ -means using the Bayesian information criterion (BIC) called  $x$ -means (Pelleg and Moore, 2000). The following criterion for cluster cardinality worked best on development set data (Manning et al., 2008):

$$k = \operatorname{argmin}_k \text{RSS}(k) + \gamma k,$$

where  $\text{RSS}(k)$  is the minimum residual sum of squares for number of clusters  $k$  and  $\gamma$  is a weighting factor.

We also tried applying spectral clustering on BERT embeddings as a possible alternative to  $k$ -means (Jianbo Shi and Malik, 2000; von Luxburg, 2007; Pedregosa et al., 2011). Spectral clustering turns the task of clustering embeddings into a connectivity problem, where similar points have

<sup>4</sup>We also experimented with a BERT model after domain-adaptive pretraining on our entire Reddit dataset (Han and Eisenstein, 2019; Gururangan et al., 2020), and reached similar results in our Reddit language analyses.

<sup>5</sup>We also tried other ways of forming embeddings, such as summing all layers (Giulianelli et al., 2020), only taking the last layer (Hu et al., 2019), and averaging all layers, but concatenating the last four performed best.

edges between them, and the resulting graph is partitioned so that points within the same group are similar to each other, while those across different groups are dissimilar. To do this,  $k$ -means is not applied directly on BERT embeddings, but instead on a projection of the similarity graph’s normalized Laplacian. We use the nearest neighbors approach for creating the similarity graph, as recommended by von Luxburg (2007), since this construction is less sensitive to parameter choices than other graphs. To determine the number of clusters  $k$ , we used the eigengap heuristic:

$$k = \operatorname{argmax}_k \lambda_{k+1} - \lambda_k,$$

where  $\lambda_k$  for  $k = 1, \dots, 10$  are the smallest eigenvalues of the similarity graph’s normalized Laplacian.

## 5 Word Sense Induction

We develop and evaluate word sense induction models using SemEval WSI tasks in a manner that is designed to parallel their later use on larger Reddit data.

### 5.1 Evaluation on SemEval Tasks

In SemEval 2010 Task 14 (Jurgens and Klapaftis, 2013) and SemEval 2013 Task 13 (Manandhar and Klapaftis, 2009), models are evaluated based on how well predicted sense clusters for different occurrences of a target word align with gold sense clusters.

Amrami and Goldberg (2019)’s performance scores reported in their paper were obtained from running their model directly on test set data for the two SemEval tasks, which had typically fewer than 150 examples per word. However, these tasks were released as multi-phase tasks and provide both training and test sets (Jurgens and Klapaftis, 2013; Manandhar and Klapaftis, 2009), and our study requires methods that can scale to larger datasets. Some words in our Reddit data appear very frequently, making it too memory-intensive to cluster all of their embeddings or representatives at once (for example, the word *pass* appears over 96k times). It is more feasible to learn senses from a fixed number of examples, and then match remaining examples to these senses. We evaluate how well induced senses generalize to new examples using separate train and test sets.

We tune parameters for models using SemEval 2010 Task 14. In this task, the test set contains

100 target noun and verb lemmas, where each occurrence of a lemma is labeled with a single sense (Manandhar and Klapaftis, 2009). We use WSI models to first induce senses for 500 randomly sampled training examples, and then match test examples to these senses. There are a few lemmas in SemEval 2010 that occur fewer than 500 times in the training set, in which case we use all instances. We also evaluate the top-performing versions of each model on SemEval 2013 Task 13, after clustering 500 instances of each noun, verb, or adjective lemma in their training corpus, ukWaC (Jurgens and Klapaftis, 2013; Baroni et al., 2009). In SemEval 2013 Task 13, each occurrence of a word is labeled with multiple senses, but we evaluate and report past scores using their single-sense evaluation key, where each word is mapped to one sense.

For the substitution-based method, we match test examples to clusters by pairing representatives with the sense label of their nearest neighbor in the training set. We found that Amrami and Goldberg (2019)’s default model is sensitive to the number of examples clustered. The majority of target words in the test data for the two SemEval tasks on which this model was developed have fewer than 150 examples. When this same model is applied on a larger set of 500 examples, the vast majority of examples often end up in a single cluster, leading to low or zero-value V-Measure scores for many words. To mitigate this problem, we experimented with different values for the upper-bound on number of clusters  $c$ , ranging from 10 to 35 in increments of 5. This upper-bound determines the distance threshold for flattening dendrograms, where allowing more clusters lowers these thresholds and breaks up large clusters. We found  $c = 25$  produces the best SemEval 2010 results for our training set size, and use it for our Reddit experiments as well.

For the  $k$ -means embedding-based method, we match test examples to the nearest centroid representing an induced sense using cosine distance. During training, we initialize centroids using  $k$ -means++ (Arthur and Vassilvitskii, 2007). We experimented with different values of the weighting factor  $\gamma$  ranging from 1000 to 20000 on SemEval 2010, and choose  $\gamma = 10000$  for our experiments on Reddit data. Preliminary experiments suggest that this method is less sensitive to the number of training examples, where directly clus-

Model	F Score	V Measure	Average
<b>BERT embeddings,</b> <i>k</i> -means, $\gamma = 10000$	0.594 (0.004)	0.306 (0.004)	0.426 (0.003)
<b>BERT embeddings,</b> spectral, $K = 7$	0.581 (0.025)	0.283 (0.017)	0.405 (0.020)
<b>BERT substitutes, Amrami and Goldberg (2019),</b> $c = 25$	0.683 (0.003)	0.339 (0.012)	0.481 (0.009)
Amrami and Goldberg (2019), default parameters	0.709	0.378	0.517
Amplayo et al. (2019)	0.617	0.098	0.246
Song et al. (2016)	0.551	0.098	0.232
Chang et al. (2014)	0.231	0.214	0.222
MFS	0.635	0.000	0.000

Table 2: SemEval 2010 Task 14 unsupervised evaluation results with two measures, F Score and V Measure, and their geometric mean. MFS is most frequent sense baseline, where all instances are assigned to the most frequent sense. Standard deviation over five runs are in parentheses. Bolded models use our train and test evaluation setup.

tering SemEval 2010’s smaller test set led to similar results with the same parameters.

For the spectral embedding-based method, we match a test example to a cluster by assigning it the label of its nearest training example. To construct the  $K$ -nearest neighbor similarity graph during training, we experimented with different  $K$  around  $\log(n)$ , where for  $n = 500$ ,  $K \sim 6$  (von Luxburg, 2007; Brito et al., 1997). For  $K = 6, \dots, 10$ , we found that  $K = 7$  worked best, though performance scores on SemEval 2010 for all other  $K$  were still within one standard deviation of  $K = 7$ ’s average across multiple runs.

The bolded rows of Table 2 and Table 3 show performance scores of these models using our evaluation setup, compared against scores reported in previous work.<sup>6</sup> These results show that for embedding-based WSI,  $k$ -means works better than spectral clustering. In addition, clustering BERT embeddings performs better than most methods, but not as well as clustering substitution-based representatives.

## 5.2 Adaptation to Reddit

We apply the  $k$ -means embedding-based method and Amrami and Goldberg (2019)’s substitution-based method to Reddit, with the parameters that performed best on SemEval 2010 Task 14. We induce senses for a vocabulary of non-lemmatized 13,240 tokens, including punctuation, that occur often enough for us to gain a strong signal of se-

<sup>6</sup>The single-sense scores for Amrami and Goldberg (2019) are not reported in their paper. To generate these scores, we ran the default model in their code base directly on the test set using SemEval 2013’s single-sense evaluation key, reporting average performance over ten runs.

Model	NMI	B-Cubed	Average
<b>BERT embeddings,</b> <i>k</i> -means, $\gamma = 10000$	0.157 (0.006)	0.575 (0.005)	0.300 (0.007)
<b>BERT embeddings,</b> spectral, $K = 7$	0.135 (0.010)	0.588 (0.007)	0.282 (0.010)
<b>BERT substitutes, Amrami and Goldberg (2019),</b> $c = 25$	0.192 (0.011)	0.638 (0.003)	0.350 (0.010)
Amrami and Goldberg (2019), default parameters	0.183	0.626	0.339
Başkaya et al. (2013)	0.045	0.351	0.126
Lau et al. (2013)	0.039	0.441	0.131

Table 3: SemEval 2013 Task 13 single-sense evaluation results with two measures, NMI and B-Cubed, and their geometric mean. Standard deviation over five runs are in parentheses. Bolded models use our train and test evaluation setup.

Model	Clustering per word	Matching per subreddit
<b>BERT embeddings,</b> $\gamma = 10000$	47.60 sec	28.85 min
<b>Amrami and Goldberg (2019)’s BERT substitutes,</b> $c = 25$	80.99 sec	23.04 hr

Table 4: The models’ median time clustering 500 examples of each word, and their median time matching all words in a subreddit to senses.

mantic deviation from the norm. These are non-emoji tokens that are very common in a community (in the top 10% most frequent tokens of a subreddit), frequent enough to be clustered (appear at least 500 times overall), and also used broadly (appear in at least 350 subreddits). When clustering BERT embeddings, to gain the representation for a token split into wordpieces, we average their vectors. With each WSI method, we induce senses using 500 randomly sampled comments containing the target token.<sup>7</sup> Then, we match all occurrences of words in our selected vocabulary to their closest sense, as described earlier.

Though the embedding-based method has lower performance than the substitution-based one on SemEval WSI tasks, the former is an order of magnitude faster and more efficient to scale (Table 4).<sup>8</sup> During the training phase of clustering, both models learn sense clusters for each word by making a single pass over that word’s set of examples; we then match every vocab word in a subreddit to its appropriate cluster. While the substitution-based method is 1.7 times slower than the embedding-

<sup>7</sup>To avoid sampling repeated comments written by bots, we disregarded comments where the context window around a target word (five tokens to the left and five tokens to the right) repeat 10 or more times.

<sup>8</sup>We used a Tesla K80 GPU for the majority of these experiments, but we used a TITAN Xp GPU for three of the 474 subreddits for the substitution-based method.

subreddit	word	$\mathcal{M}^\dagger$	$\mathcal{M}^*$	$\mathcal{T}^*$	subreddit’s sense example	other sense example
r/elitedangerous	python	0.383	0.347	0.286	“Get a <b>Python</b> , stuff it with passenger cabins...”	“I self taught some <b>Python</b> over the summer...”
r/fashionreps	haul	0.374	0.408	0.358	“Plan your first <b>haul</b> , don’t just buy random nonsense...”	“...discipline is the long <b>haul</b> of getting it done...”
r/libertarian	nap	0.370	0.351	0.185	“The <b>nap</b> is just a social contract.”	“Move bedtime earlier to compensate for no <b>nap</b> ...”
r/90dayfiance	nickel	0.436	0.302	0.312	“ <b>Nickel</b> really believes that Azan loves her.”	“...raise burrito prices by a <b>nickel</b> per month...”
r/watches	dial	0.461	0.463	0.408	“...the <b>dial</b> has a really nice texturing...”	“...you didn’t have to <b>dial</b> the area code...”

Table 5: Examples of words where both the embedding-based and substitution-based WSI models result in a high sense NPMI score in the listed subreddit. Each row includes example contexts from comments illustrating the subreddit-specific sense and a different sense pulled from a different subreddit.

based method during the training phase, it becomes 47.9 times slower during the matching phase. The particularly large difference in runtime is due to the substitution-based method’s need to run BERT *multiple* times for each sentence (in order to individually mask each vocab word in the sentence), while the embedding-based method passes over each sentence once. We also noticed that the substitution-based method sometimes created very small clusters, which often led to very rare senses (e.g. occurring fewer than 5 times overall).

After assigning words to senses using a WSI model, we calculate the NPMI of a sense  $n$  in subreddit  $s$ , counting each sense once per user:

$$\mathcal{S}_s(n) = \log \frac{P(n | s)}{P(n)} \Big/ -\log P(n, s),$$

where  $P(n | s)$  is the probability of sense  $n$  in subreddit  $s$ ,  $P(n, s)$  is the joint probability of  $n$  and  $s$ , and  $P(n)$  is the probability of sense  $n$  overall.

A word may map to more than one sense, so to determine if a word  $t$  has a community-specific sense in subreddit  $s$ , we use the NPMI of the word’s most common sense in  $s$ . We refer to this value as the *sense NPMI*, or  $\mathcal{M}_s(t)$ . We calculate these scores using both the embedding-based method, denoted as  $\mathcal{M}_s^*(t)$ , and the substitution-based method, denoted as  $\mathcal{M}_s^\dagger(t)$ .

These two sense NPMI metrics tend to score words very similarly across subreddits, with an overall Pearson’s correlation of 0.921 ( $p < 0.001$ ). Words that have high NPMI with one model also tend to have high NPMI with the other (Table 5). There are some disagreements, such as the scores for *flu* in *r/keto*, which does not refer to influenza but instead refers to symptoms associated with

starting a ketogenic diet ( $\mathcal{M}^* = 0.388$ ,  $\mathcal{M}^\dagger = 0.248$ ). Still, both metrics place *r/keto*’s *flu* in the 98th percentile of scored words. Thus, for large datasets, it would be worthwhile to use the embedding-based method instead of the state-of-the-art substitution-based method to save substantial time and computing resources and yield similar results.

Some of the words with high sense NPMI in Table 5, such as *haul* (a set of purchased products), *dial* (a watch face) have well documented meanings in WordNet or the *Oxford English Dictionary* that are especially relevant to the topic of the community. Others are less standard, including *python* to refer to a ship in a game, *nap* as an acronym for “non-aggression principle”, and *Nickel* as a fan-created nickname for a character named Nicole in a reality TV show. Some terms have low  $\mathcal{M}$  across most subreddits, such as the period punctuation mark (average  $\mathcal{M}^* = -0.008$ ,  $\mathcal{M}^\dagger = -0.009$ ).

## 6 Glossary Analysis

To provide additional validation for our metrics, we examine how they score words listed in user-created subreddit glossaries (as described in §3). New members may spend 8 to 9 months acquiring a community’s linguistic norms (Nguyen and Rosé, 2011), and some Reddit communities have such distinctive language that their posts can be difficult to understand to outsiders. This makes the manual annotation of linguistic norms across hundreds of communities difficult, and so for the purposes of our study, we use user-created glossaries to provide context for what our metrics find. Still, glossaries only contain words deemed by a few users to be important for their community, and the lack of labeled negative examples inhibits their use in a supervised machine learning task. There-



	metric	mean reciprocal rank	median, glossary words	median, non-glossary words	98th percentile, all words	% of scored glossary words in 98th percentile
type	PMI ( $\mathcal{T}$ )	0.0938	2.7539	0.2088	5.0063	18.13
	NPMI ( $\mathcal{T}^*$ )	0.4823	0.1793	0.0131	0.3035	22.30
	TFIDF	0.2060	0.5682	0.0237	3.0837	16.76
	TextRank	0.0616	6.95e-5	7.90e-5	0.0002	24.91
	JSD	0.2644	2.02e-5	2.44e-7	5.60e-05	29.07
sense	BERT substitutes ( $\mathcal{M}^\dagger$ )	0.2635	0.1165	0.0143	0.1745	28.75
	BERT embeddings ( $\mathcal{M}^*$ )	0.3067	0.1304	0.0208	0.1799	30.73

Table 6: This table compares how each metric for quantifying community-specific language handles words in user-created subreddit glossaries. The 98th percentile cutoff for all words are calculated for each metric using all scores across all subreddits. The % of glossary words is based on the fraction of glossary words with calculated scores for each metric.

fore, we focus on whether glossary words, on average, tend to have high scores using our methods.

Table 6 shows that glossary words have higher median scores than non-glossary words for all listed metrics (U-tests,  $p < 0.001$ ). In addition, a substantial percentage of glossary words are in the 98th percentile of scored words for each metric.

To see how highly our metrics tend to score glossary terms, we calculate their mean reciprocal rank (MRR), an evaluation metric often used to evaluate query responses (Voorhees, 1999):

$$\text{mean reciprocal rank} = \frac{1}{G} \sum_{i=1}^G \frac{1}{\text{rank}_i},$$

where  $\text{rank}_i$  is the rank position of the highest scored glossary term for a subreddit and  $G$  is the number of subreddits with glossaries. Mean reciprocal rank ranges from 0 to 1, where 1 would mean a glossary term is the highest scored word for all subreddits.

We have five different possible metrics for scoring community-specific word types: type PMI, type NPMI, tf-idf, TextRank, and JSD. Of these, TextRank has the lowest MRR, but still scores a competitive percentage of glossary words in the 98th percentile. This is because the TextRank algorithm only determines how important a word is within each subreddit, without any comparison to other subreddits to determine how a word’s frequency in a subreddit differs from the norm. Type NPMI has the highest MRR, followed by JSD. Though JSD has more glossary words in the 98th percentile than type NPMI, we notice that many high-scoring JSD terms include words that have a very different probability in a subreddit compared to the rest of Reddit, but are not actually distinctive to that subreddit. For example, in r/justnomil, words such as *husband*, *she*, and *her* are within

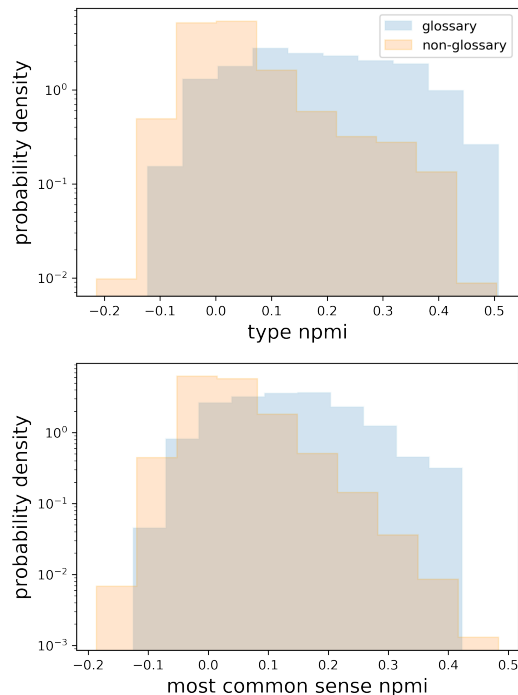


Figure 2: Normalized distributions of type NPMI ( $\mathcal{T}^*$ ) and sense NPMI ( $\mathcal{M}^*$ ) for words in subreddits with user-created glossaries. The top graph involves 2,184 glossary words and 431,773 non-glossary words, and the bottom graph involves 807 glossary words and 194,700 non-glossary words. Glossary words tend to have higher scores than non-glossary words.

the top 10 ranked words by JSD score. This contrasts the words in Table 1 with high NPMI scores that are more unique to r/justnomil’s vocabulary. Therefore, for the remainder of this paper, we focus on NPMI as our type-based metric for measuring lexical variation.

Figure 2 shows the normalized distributions of type NPMI and sense NPMI. Though glossary words tend to have higher NPMI scores than non-glossary words, there is still overlap between the two distributions, where some glossary words

have low scores and some non-glossary words have high ones. Sometimes this is because many glossary words with low type NPMI instead have high sense NPMI. For example, the glossary word *envy* in *r/competitiveoverwatch* refers to an esports team and has low type NPMI ( $\mathcal{T}^* = 0.1876$ ) but sense NPMI in the 98th percentile ( $\mathcal{M}^* = 0.2640$ ,  $\mathcal{M}^\dagger = 0.2136$ ). Only 21 glossary terms, such as *aha*, a popular type of skin exfoliant in *r/skincareaddiction*, are both in the 98th percentile of  $\mathcal{T}^*$  and the 98th percentiles of  $\mathcal{M}^*$  and  $\mathcal{M}^\dagger$  scores. Thus, examining variation in the meaning of broadly used words provides a complementary metric to counting distinctive word types, and overall provides a more comprehensive understanding of community-specific language.

Other cases of overlap are due to model error. Manual inspection reveals that some glossary words that actually have unique senses have low  $\mathcal{M}$  scores. Sometimes a WSI method splits a glossary term in a community into too many senses or fails to disambiguate different meanings. For example, the glossary word *spawn* in *r/childfree* refers to children, but the embedding-based method assigns it to the same sense used in gaming communities, where it instead refers to the creation of characters or items. As another example of a failure case, the substitution-based method splits the majority of occurrences of *rep*, an exercise movement, in *r/bodybuilding* into two large but separate senses. Though new methods using BERT have led to performance boosts, WSI is still a challenging task.

The use of glossaries in our study has several limitations. Some non-glossary terms have high scores because glossaries are not comprehensive. For example, *dips* ( $\mathcal{M}^* = 0.2920$ ,  $\mathcal{M}^\dagger = 0.2541$ ) is not listed in *r/fitness*’s glossary, but it regularly refers to a type of exercise. This suggests the potential of our methods for uncovering possible additions to these glossaries. The vast majority of glossaries contain community-specific words, but a few also include common Internet terms that have low values across all metrics, such as *lol*, *imo*, and *fyi*. In addition, only 71.12% of all single-token glossary words occurred often enough to have scores calculated for them. Some words are relevant to the topic of the community (e.g. *christadelphianism* in *r/christianity*), but are actually rarely used in discussions. We do not compute scores for rarely-occurring words, so they are ex-

cluded from our results. Despite these limitations, however, user-created glossaries are valuable resources for outsiders to understand the terminology used in niche online communities, and offer one of the only sources of in-domain validation for these methods.

## 7 Communities and Variation

In this section, we investigate how language variation relates to characteristics of users and communities in our dataset. For these analyses, we use the metrics that aligned the most with user-created glossaries (Table 6):  $\mathcal{T}^*$  for lexical variation and  $\mathcal{M}^*$  for semantic variation. We define  $\mathcal{F}$ , or the distinctiveness of a community’s language variety, as the fraction of unique words in the community’s top 20% most frequent words that have  $\mathcal{T}^*$  or  $\mathcal{M}^*$  in the 98th percentile of all scores for each metric. That is, a word in a community is counted as a “community-specific word” if its  $\mathcal{T}^* > 0.3035$  or if its  $\mathcal{M}^* > 0.1799$ . Though in the following subsections we report numerical results using these cutoffs, the U-tests for community-level attributes and  $\mathcal{F}$  are statistically significant ( $p < 0.0001$ ) for cutoffs as low as the 50th percentile.

### 7.1 User Behavior

Online communities differ from those in the offline world due to increased anonymity of the speakers and a lack of face-to-face interactions. However, the formation and survival of online communities still tie back to social factors. One central goal of our work is to see what behavioral characteristics a community with unique language tends to have. We examine four user-based attributes of subreddits: community size, user activity, user loyalty, and network density. We calculate values corresponding to these attributes using the entire, unsampled dataset of users and comments. For each of these user-based attributes, we propose and test hypotheses on how they relate to how much a community’s language deviates from the norm. Some of these hypotheses are pulled from established sociolinguistic theories previously developed using offline communities and interactions, and we test their conclusions in our large-scale, digital domain. We construct U-tests for each attribute after  $z$ -scoring them across subreddits, comparing subreddits separated into two equal-sized groups of high and low  $\mathcal{F}$ .

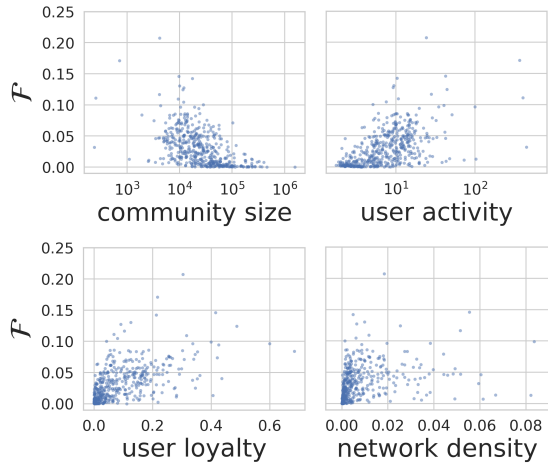


Figure 3: Community size, user activity, user loyalty, network density all relate to the distinctiveness of a community’s language, which is the fraction of words with type NPMI or sense NPMI scores in the 98th percentile. Each point on each plot represents one Reddit community. For clarity, axis limits are slightly cropped to omit extreme outliers.

Del Tredici and Fernández (2018), when choosing communities for their study, claim that “small-to-medium sized” communities would be more likely to have lexical innovations. We define **community size** to be the number of unique users in a subreddit, and find that large communities tend to have less community-specific language ( $p < 0.001$ , Figure 3). Communities need to reach a “critical mass” to sustain meaningful interactions, but very large communities such as r/askreddit and r/news may suffer from communication overload, leading to simpler and shorter replies by users and fewer opportunities for group identity to form (Jones et al., 2004). We also collected subscriber counts from the last post of each subreddit made in our dataset’s timeframe, and found that communities with more subscribers have lower  $\mathcal{F}$  ( $p < 0.001$ ), and communities with a higher ratio of subscribers to commenters also have lower  $\mathcal{F}$  ( $p < 0.001$ ). Multiple subreddits were outliers with extremely large subscriber counts, perhaps due to past users being auto-subscribed to default communities or historical popularity spikes. Future work could look into more refined methods of estimating the number of users who browse but do not comment in communities (Sun et al., 2014).

Active communities of practice require regular interaction among their members (Holmes and Meyerhoff, 1999; Wenger, 2000). Our metric for measuring **user activity** is the average number of

comments per user in that subreddit, and we find that communities with more community-specific language have more active users ( $p < 0.001$ , Figure 3). However, within each community, we did not find significant or meaningful correlations between a user’s number of comments in that community and the probability of them using a community-specific word.

Speakers with more local engagement tend to use more vernacular language, as it expresses local identity (Eckert, 2012; Bucholtz and Hall, 2005). Our proxy for measuring this kind of engagement is the fraction of loyal users in a community, where loyal users are those who have at least 50% of their comments in that particular subreddit. We use the definition of **user loyalty** introduced by Hamilton et al. (2017), filtering out users with fewer than 10 comments and counting only top-level comments. Communities with more community-specific language have more loyal users, which extends Hamilton et al. (2017)’s conclusion that loyal users value collective identity ( $p < 0.001$ , Figure 3). We also found that in 93% of all communities, loyal users had a higher probability of using a word with  $\mathcal{M}^*$  in the 98th percentile than a nonloyal user (U-test,  $p < 0.001$ ), and in 90% of all communities, loyal users had a higher probability of using a word with  $\mathcal{T}^*$  in the 98th percentile (U-test,  $p < 0.001$ ). Thus, users who use Reddit mostly to interact in a single community demonstrate deeper acculturation into the language of that community.

A speech community is driven by the density of its communication, and dense networks enforce shared norms (Guy, 2011; Milroy and Milroy, 1992; Sharma and Dodsworth, 2020). Previous studies of face-to-face social networks may define edges using friend or familial ties, but Reddit interactions can occur between strangers. For **network density**, we calculate the density of the undirected direct-reply network of a subreddit based on comment threads: an edge exists between two users if one replies to the other. Following Hamilton et al. (2017), we only consider the top 20% of users when constructing this network. More dense communities exhibit more community-specific language ( $p < 0.001$ , Figure 3). Previous work using ethnography and friendship naming data has shown that a speaker’s position in a social network is sometimes reflected in the language they use, where individuals on the

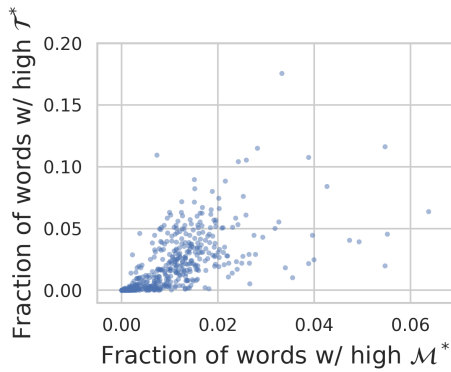


Figure 4: A comparison of sense and type variation across subreddits, where each marker is a subreddit. The x-axis is the fraction of words with  $\mathcal{M}^*$  in the 98th percentile, and the y-axis is the fraction of words with  $\mathcal{T}^*$  in the 98th percentile. The subreddit *r/transcribersofreddit*, which had an unusually high fraction of words with high  $\mathcal{T}^*$  (0.4101), was cropped out for visual clarity.

periphery adopt less of the vernacular of a social group compared to those in the core (Labov, 1973; Milroy, 1987; Sharma and Dodsworth, 2020). To see whether users’ position in Reddit direct-reply networks show a similar phenomena, we use Cohen et al. (2014)’s method to approximate users’ closeness centrality ( $\epsilon = 10^{-7}$ ,  $k = 5000$ ). Within each community, we did not find a meaningful correlation between closeness centrality and the probability of a user using a community-specific word. This finding suggests that conversation networks on Reddit may not convey a user’s degree of belonging to a community in the same manner as relationship networks in the physical world.

The four attributes we examine also have significant relationships with language variation when  $\mathcal{F}$  is separated out into its two lexical and semantic components (the fraction of words with  $\mathcal{T}^* > 0.3035$  and the fraction of words with  $\mathcal{M}^* > 0.1799$ ). In other words, the patterns in Figure 3 persist when counting only unique word types and when counting only unique meanings. This is because communities with greater lexical distinctiveness also exhibit greater semantic variation (Spearman’s  $r_s = 0.7855$ ,  $p < 0.001$ , Figure 4). So, communities with strong linguistic identities express both types of variation. Further causal investigations could reveal whether the same factors, such as users’ need for efficiency and expressivity, produce both unique words and unique meanings (Blank, 1999).

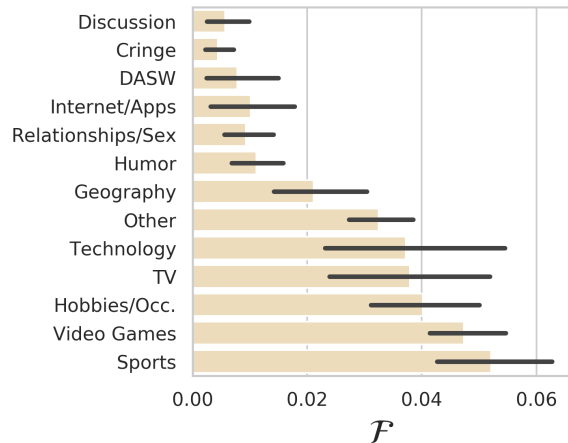


Figure 5: A bar plot showing the average  $\mathcal{F}$  of subreddits in different topics. “DASW” stands for the “Disgusting/Angering/Scary/Weird” category. Error bars are 95% confidence intervals.

## 7.2 Topics

Language varieties can be based on interest or occupation (Fishman, 1972; Lewandowski, 2010), so we also examine what topics tend to be discussed by communities with distinctive language (Figure 5). We use *r/ListofSubreddit*’s categorization of subreddits, focusing on the 474 subreddits in our study.<sup>9</sup> This categorization is hierarchical, and we choose a level of granularity so that each topic contains at least five of our subreddits. Video Games, TV, Sports, Hobbies/Occupations, and Technology tend to have more community-specific language. These communities often discuss a particular subset of the overall topic, such as a specific hobby or video game, which are rich with technical terminology. For example, *r/mechanicalkeyboards* ( $\mathcal{F} = 0.086$ ) is categorized under Hobbies/Occupations. Their highly community-specific words include keyboard stores (e.g. *kprepublic*), types of keyboards (e.g. *ortholinear*), and keyboard components (e.g. *pudding*, *reds*).

## 7.3 Modeling Variation

Finally, we run ordinary least squares regressions with attributes of Reddit communities as features and the dependent variable as communities’  $\mathcal{F}$  scores. The first model has only user-based attributes as features, while the second includes a topic-related feature. These experiments help us untangle whether the topic discussed in a community

<sup>9</sup>[www.reddit.com/r/ListOfSubreddits/wiki/index](http://www.reddit.com/r/ListOfSubreddits/wiki/index)



	<i>Dependent variable:</i>	
	$\mathcal{F}$	
	(1)	(2)
intercept	0.0318*** (0.001)	0.0318*** (0.001)
community size	-0.0050*** (0.001)	-0.0042*** (0.001)
user activity	0.0181*** (0.001)	0.0179*** (0.001)
user loyalty	0.0178*** (0.001)	0.0162*** (0.001)
network density	-0.0091*** (0.001)	-0.0091*** (0.001)
topic		0.0057*** (0.001)
Observations	474	474
$R^2$	0.505	0.529
Adjusted $R^2$	0.501	0.524

*Note:* \* $p < 0.05$ , \*\* $p < 0.01$ , \*\*\* $p < 0.001$

Table 7: Ordinary least squares regression results for the effect of various community attributes on the fraction of community-specific words used in each community.

has a greater impact on linguistic distinctiveness than the behaviors of the community’s users. For the topic variable, we code the value as 1 if the community belongs to a topic identified as having high  $\mathcal{F}$  (Technology, TV, Video Games, Hobbies/Occ., Sports, or Other), and 0 otherwise.

Once we account for other user-based attributes, higher network density actually has a negative effect on variation (Table 7), suggesting that its earlier marginal positive effect is due to the presence of correlated features. We find that even when a community discusses a topic that tends to have high amounts of community-specific language, attributes related to user behavior still have a bigger and more significant relationship with language use, with similar coefficients for those variables between the two models. This suggests that *who* is involved in a community matters more than *what* these community members discuss.

## 8 Ethical Considerations

The Reddit posts and comments in our study are accessible by the public and were crawled by Baumgartner et al. (2020). Our project was deemed exempt from IRB review for human subjects research by the relevant administrative office at our institution. Even so, there are important ethical considerations to take when using social media data (franzke et al., 2020; Webb et al., 2017). Users on Reddit are not typically aware of research being conducted using their data, and therefore

care needs to be taken to ensure that these users remain anonymous and unidentifiable. In addition, posts and comments that are deleted by users after data collection still persist in the archived dataset. Our study minimizes risks by focusing on aggregated results, and our research questions do not involve understanding sensitive information about individual users. There is debate on whether to include direct quotes of users’ content in publications (Webb et al., 2017; Vitak et al., 2016). We include a few excerpts from comments in our paper to adequately illustrate our ideas, especially since the exact wording of text can influence the predictions of NLP models, but we choose examples that do not pertain to users’ personal information.

## 9 Conclusion

We use type- and sense-based methods to detect community-specific language in Reddit communities. Our results confirm several sociolinguistic hypotheses related to the behavior of users and their use of community-specific language. Future work could develop annotated WSI datasets for online language similar to the standard SemEval benchmarks we used, since models developed directly on this domain may better fit its rich diversity of meanings.

We set a foundation for further investigations on how BERT could help define unknown words or meanings in niche communities, or how linguistic norms vary across communities discussing similar topics. Our community-level analyses could be expanded to measure linguistic similarity between communities and map the dispersion of ideas among them. It is possible that the preferences of some communities towards specific senses is due to words being commonly polysemous and one meaning being particularly relevant to the topic of that community, while others might be linguistic innovations created by users. More research on semantic shifts may help untangle these differences.

## Acknowledgements

We are grateful for the helpful feedback of the anonymous reviewers and our action editor, Walter Daelemans. In addition, Olivia Lewke helped us collect and organize subreddits’ glossaries. This work was supported by funding from the National Science Foundation (Graduate Research Fellowship DGE-1752814 and grant IIS-1813470).

## References

- Eduardo G. Altmann, Janet B. Pierrehumbert, and Adilson E. Motter. 2011. [Niche as a determinant of word fate in online groups](#). *PLOS One*, 6(5).
- Reinald Kim Amplayo, Seung-won Hwang, and Min Song. 2019. [Autosense model for word sense induction](#). In *Proceedings of the AAAI Conference on Artificial Intelligence*, volume 33, pages 6212–6219.
- Asaf Amrami and Yoav Goldberg. 2018. [Word sense induction with neural biLM and symmetric patterns](#). In *Proceedings of the 2018 Conference on Empirical Methods in Natural Language Processing*, pages 4860–4867, Brussels, Belgium. Association for Computational Linguistics.
- Asaf Amrami and Yoav Goldberg. 2019. Towards better substitution-based word sense induction. *arXiv preprint arXiv:1905.12598*.
- David Arthur and Sergei Vassilvitskii. 2007. K-means++: The advantages of careful seeding. In *Proceedings of the Eighteenth Annual ACM-SIAM Symposium on Discrete Algorithms, SODA '07*, page 1027–1035, USA. Society for Industrial and Applied Mathematics.
- David Bamman, Chris Dyer, and Noah A. Smith. 2014. [Distributed representations of geographically situated language](#). In *Proceedings of the 52nd Annual Meeting of the Association for Computational Linguistics (Volume 2: Short Papers)*, pages 828–834, Baltimore, Maryland. Association for Computational Linguistics.
- Marco Baroni, Silvia Bernardini, Adriano Ferraresi, and Eros Zanchetta. 2009. [The wacky wide web: a collection of very large linguistically processed web-crawled corpora](#). *Language Resources and Evaluation*, 43(3):209–226.
- Osman Başkaya, Enis Sert, Volkan Cirik, and Deniz Yuret. 2013. [AI-KU: Using substitute vectors and co-occurrence modeling for word sense induction and disambiguation](#). In *Second Joint Conference on Lexical and Computational Semantics (\*SEM), Volume 2: Proceedings of the Seventh International Workshop on Semantic Evaluation (SemEval 2013)*, pages 300–306, Atlanta, Georgia, USA. Association for Computational Linguistics.
- Jason Baumgartner, Savvas Zannettou, Brian Keegan, Megan Squire, and Jeremy Blackburn. 2020. [The Pushshift Reddit dataset](#). In *Proceedings of the International AAAI Conference on Web and Social Media*, volume 14, pages 830–839.
- Andreas Blank. 1999. [Why do new meanings occur? A cognitive typology of the motivations for lexical semantic change](#). *Historical Semantics and Cognition*, pages 61–90.
- Gerlof Bouma. 2009. Normalized (pointwise) mutual information in collocation extraction. *Proceedings of the German Society for Computational Linguistics and Language Technology (GSCL)*, pages 31–40.
- Sergey Brin and Lawrence Page. 1998. The anatomy of a large-scale hypertextual web search engine. *Computer Networks and ISDN Systems*, 30(1-7):107–117.
- M.R. Brito, E.L. Chávez, A.J. Quiroz, and J.E. Yukich. 1997. [Connectivity of the mutual k-nearest-neighbor graph in clustering and outlier detection](#). *Statistics & Probability Letters*, 35(1):33 – 42.
- Mary Bucholtz and Kira Hall. 2005. [Identity and interaction: A sociocultural linguistic approach](#). *Discourse Studies*, 7(4-5):585–614.
- Baobao Chang, Wenzhe Pei, and Miaohong Chen. 2014. [Inducing word sense with automatically learned hidden concepts](#). In *Proceedings of COLING 2014, the 25th International Conference on Computational Linguistics: Technical Papers*, pages 355–364, Dublin, Ireland. Dublin City University and Association for Computational Linguistics.
- Edith Cohen, Daniel Delling, Thomas Pajor, and Renato F. Werneck. 2014. [Computing classic closeness centrality, at scale](#). In *Proceedings of the Second ACM Conference on Online Social Networks, COSN '14*, page 37–50, New York, NY, USA. Association for Computing Machinery.
- Cristian Danescu-Niculescu-Mizil, Robert West, Dan Jurafsky, Jure Leskovec, and Christopher

- Potts. 2013. No country for old members: User lifecycle and linguistic change in online communities. In *Proceedings of the 22nd International Conference on World Wide Web, WWW '13*, page 307–318, New York, NY, USA. Association for Computing Machinery.
- Marco Del Tredici and Raquel Fernández. 2017. Semantic variation in online communities of practice. In *IWCS 2017 - 12th International Conference on Computational Semantics - Long papers*.
- Marco Del Tredici and Raquel Fernández. 2018. The road to success: Assessing the fate of linguistic innovations in online communities. In *Proceedings of the 27th International Conference on Computational Linguistics*, pages 1591–1603, Santa Fe, New Mexico, USA. Association for Computational Linguistics.
- Yohana Desta. 2014. The evolution of Internet speak. *Mashable*.
- Jacob Devlin, Ming-Wei Chang, Kenton Lee, and Kristina Toutanova. 2019. BERT: Pre-training of deep bidirectional transformers for language understanding. In *Proceedings of the 2019 Conference of the North American Chapter of the Association for Computational Linguistics: Human Language Technologies, Volume 1 (Long and Short Papers)*, pages 4171–4186, Minneapolis, Minnesota. Association for Computational Linguistics.
- Shehzaad Dhuliawala, Diptesh Kanojia, and Pushpak Bhattacharyya. 2016. SlangNet: A WordNet like resource for English slang. In *Proceedings of the Tenth International Conference on Language Resources and Evaluation (LREC'16)*, pages 4329–4332, Portorož, Slovenia. European Language Resources Association (ELRA).
- Penelope Eckert. 2012. Three waves of variation study: The emergence of meaning in the study of sociolinguistic variation. *Annual Review of Anthropology*, 41(1):87–100.
- Penelope Eckert and Sally McConnell-Ginet. 1992. Think practically and look locally: Language and gender as community-based practice. *Annual Review of Anthropology*, 21(1):461–488.
- Jacob Eisenstein. 2013. What to do about bad language on the internet. In *Proceedings of the 2013 Conference of the North American Chapter of the Association for Computational Linguistics: Human Language Technologies*, pages 359–369, Atlanta, Georgia. Association for Computational Linguistics.
- Jacob Eisenstein, Brendan O'Connor, Noah A. Smith, and Eric P. Xing. 2014. Diffusion of lexical change in social media. *PLOS ONE*, 9(11):1–13.
- Joshua A. Fishman. 1972. The sociology of language. In *The Sociology of Language: An Interdisciplinary Social Science Approach to Language in Society*, chapter 3, pages 1–7. Newbury House Publishers, Rowley, MA.
- aline shakti franzke, Anja Bechmann, Michael Zimmer, Charles Ess, and the Association of Internet Researchers. 2020. Internet research: Ethical guidelines 3.0. <https://aoir.org/reports/ethics3.pdf>.
- Ryan J. Gallagher, Andrew J. Reagan, Christopher M. Danforth, and Peter Sheridan Dodds. 2018. Divergent discourse between protests and counter-protests: #BlackLivesMatter and #AllLivesMatter. *PLOS ONE*, 13(4):1–23.
- Mario Giulianelli, Marco Del Tredici, and Raquel Fernández. 2020. Analysing lexical semantic change with contextualised word representations. In *Proceedings of the 58th Annual Meeting of the Association for Computational Linguistics*, pages 3960–3973, Online. Association for Computational Linguistics.
- Suchin Gururangan, Ana Marasović, Swabha Swayamdipta, Kyle Lo, Iz Beltagy, Doug Downey, and Noah A. Smith. 2020. Don't stop pretraining: Adapt language models to domains and tasks. In *Proceedings of the 58th Annual Meeting of the Association for Computational Linguistics*, pages 8342–8360, Online. Association for Computational Linguistics.
- Gregory R. Guy. 2011. *Language, social class, and status*, Cambridge Handbooks in Language and Linguistics, chapter 10. Cambridge University Press.
- Christian Hadiwinoto, Hwee Tou Ng, and Wee Chung Gan. 2019. Improved word sense

- disambiguation using pre-trained contextualized word representations. In *Proceedings of the 2019 Conference on Empirical Methods in Natural Language Processing and the 9th International Joint Conference on Natural Language Processing (EMNLP-IJCNLP)*, pages 5297–5306, Hong Kong, China. Association for Computational Linguistics.
- William Hamilton, Justine Zhang, Cristian Danescu-Niculescu-Mizil, Dan Jurafsky, and Jure Leskovec. 2017. *Loyalty in online communities*. In *Proceedings of the International AAAI Conference on Web and Social Media*, volume 11, pages 540–543.
- Xiaochuang Han and Jacob Eisenstein. 2019. *Un-supervised domain adaptation of contextualized embeddings for sequence labeling*. In *Proceedings of the 2019 Conference on Empirical Methods in Natural Language Processing and the 9th International Joint Conference on Natural Language Processing (EMNLP-IJCNLP)*, pages 4237–4247, Hong Kong, China. Association for Computational Linguistics.
- Susan C. Herring and John C. Paolillo. 2006. *Gender and genre variation in weblogs*. *Journal of Sociolinguistics*, 10(4):439–459.
- Janet Holmes and Miriam Meyerhoff. 1999. *The community of practice: Theories and methodologies in language and gender research*. *Language in Society*, 28(2):173–183.
- Renfen Hu, Shen Li, and Shichen Liang. 2019. *Diachronic sense modeling with deep contextualized word embeddings: An ecological view*. In *Proceedings of the 57th Annual Meeting of the Association for Computational Linguistics*, pages 3899–3908, Florence, Italy. Association for Computational Linguistics.
- Jianbo Shi and J. Malik. 2000. *Normalized cuts and image segmentation*. *IEEE Transactions on Pattern Analysis and Machine Intelligence*, 22(8):888–905.
- Quentin Jones, Gilad Ravid, and Sheizaf Rafaeli. 2004. *Information overload and the message dynamics of online interaction spaces: A theoretical model and empirical exploration*. *Information Systems Research*, 15(2):194–210.
- David Jurgens and Ioannis Klapaftis. 2013. *SemEval-2013 task 13: Word sense induction for graded and non-graded senses*. In *Second Joint Conference on Lexical and Computational Semantics (\*SEM), Volume 2: Proceedings of the Seventh International Workshop on Semantic Evaluation (SemEval 2013)*, pages 290–299, Atlanta, Georgia, USA. Association for Computational Linguistics.
- William Labov. 1973. *The linguistic consequences of being a lame*. *Language in Society*, 2(1):81–115.
- Jey Han Lau, Paul Cook, and Timothy Baldwin. 2013. *unimelb: Topic modelling-based word sense induction*. In *Second Joint Conference on Lexical and Computational Semantics (\*SEM), Volume 2: Proceedings of the Seventh International Workshop on Semantic Evaluation (SemEval 2013)*, pages 307–311, Atlanta, Georgia, USA. Association for Computational Linguistics.
- Alex Leavitt. 2015. *"this is a throwaway account": Temporary technical identities and perceptions of anonymity in a massive online community*. In *Proceedings of the 18th ACM Conference on Computer Supported Cooperative Work & Social Computing, CSCW '15*, page 317–327, New York, NY, USA. Association for Computing Machinery.
- Marcin Lewandowski. 2010. *Sociolects and registers—a contrastive analysis of two kinds of linguistic variation*. *Investigationes Linguisticae*, 20:60–79.
- J. Lin. 1991. *Divergence measures based on the shannon entropy*. *IEEE Transactions on Information Theory*, 37(1):145–151.
- S. Lloyd. 1982. *Least squares quantization in pcm*. *IEEE Transactions on Information Theory*, 28(2):129–137.
- Jinghui Lu, Maeve Henchion, and Brian Mac Namee. 2020. *Diverging divergences: Examining variants of Jensen Shannon divergence for corpus comparison tasks*. In *Proceedings of the 12th Language Resources and Evaluation Conference*, pages 6740–6744, Marseille, France. European Language Resources Association.



- Marco Lui and Timothy Baldwin. 2012. [langid.py: An off-the-shelf language identification tool](#). In *Proceedings of the ACL 2012 System Demonstrations*, pages 25–30, Jeju Island, Korea. Association for Computational Linguistics.
- Ulrike von Luxburg. 2007. [A tutorial on spectral clustering](#). *Statistics and Computing*, 17(4):395–416.
- Raquel Magalhães. 2019. [Do you speak internet? How internet slang is changing language](#). *Understanding with Unbabel*.
- Suresh Manandhar and Ioannis Klapaftis. 2009. [SemEval-2010 task 14: Evaluation setting for word sense induction & disambiguation systems](#). In *Proceedings of the Workshop on Semantic Evaluations: Recent Achievements and Future Directions (SEW-2009)*, pages 117–122, Boulder, Colorado. Association for Computational Linguistics.
- Christopher D. Manning, Prabhakar Raghavan, and Hinrich Schütze. 2008. *Introduction to Information Retrieval*. Cambridge University Press.
- Rada Mihalcea and Paul Tarau. 2004. [TextRank: Bringing order into text](#). In *Proceedings of the 2004 Conference on Empirical Methods in Natural Language Processing*, pages 404–411, Barcelona, Spain. Association for Computational Linguistics.
- George A. Miller, Claudia Leacock, Randee Tengi, and Ross T. Bunker. 1993. [A semantic concordance](#). In *Human Language Technology: Proceedings of a Workshop*, Plainsboro, New Jersey.
- L. Milroy. 1987. *Language and Social Networks*. Language in Society. Wiley-Blackwell, Oxford.
- Lesley Milroy and James Milroy. 1992. [Social network and social class: Toward an integrated sociolinguistic model](#). *Language in Society*, 21(1):1–26.
- Dong Nguyen, A. Seza Doğruöz, Carolyn P. Rosé, and Franciska de Jong. 2016. [Computational sociolinguistics: A Survey](#). *Computational Linguistics*, 42(3):537–593.
- Dong Nguyen and Carolyn P. Rosé. 2011. [Language use as a reflection of socialization in online communities](#). In *Proceedings of the Workshop on Language in Social Media (LSM 2011)*, pages 76–85, Portland, Oregon. Association for Computational Linguistics.
- Eitan Adam Pechenick, Christopher M. Danforth, and Peter Sheridan Dodds. 2015. [Characterizing the google books corpus: Strong limits to inferences of socio-cultural and linguistic evolution](#). *PLOS ONE*, 10(10):1–24.
- F. Pedregosa, G. Varoquaux, A. Gramfort, V. Michel, B. Thirion, O. Grisel, M. Blondel, P. Prettenhofer, R. Weiss, V. Dubourg, J. Vanderplas, A. Passos, D. Cournapeau, M. Brucher, M. Perrot, and E. Duchesnay. 2011. Scikit-learn: Machine learning in Python. *Journal of Machine Learning Research*, 12:2825–2830.
- Zhengqi Pei, Zhewei Sun, and Yang Xu. 2019. [Slang detection and identification](#). In *Proceedings of the 23rd Conference on Computational Natural Language Learning (CoNLL)*, pages 881–889, Hong Kong, China. Association for Computational Linguistics.
- Dan Pelleg and Andrew W. Moore. 2000. X-means: Extending k-means with efficient estimation of the number of clusters. In *Proceedings of the Seventeenth International Conference on Machine Learning, ICML '00*, page 727–734, San Francisco, CA, USA. Morgan Kaufmann Publishers Inc.
- Tom Postmes, Russell Spears, and Martin Lea. 2000. [The formation of group norms in computer-mediated communication](#). *Human Communication Research*, 26(3):341–371.
- Emily Reif, Ann Yuan, Martin Wattenberg, Fernanda B. Viegas, Andy Coenen, Adam Pearce, and Been Kim. 2019. [Visualizing and measuring the geometry of BERT](#). In *Advances in Neural Information Processing Systems 32*, pages 8594–8603.
- Rahmtin Rotabi and Jon Kleinberg. 2016. [The status gradient of trends in social media](#). In *Proceedings of the International AAAI Conference on Web and Social Media*, volume 10, pages 319–328.

- Devyani Sharma and Robin Dodsworth. 2020. [Language variation and social networks](#). *Annual Review of Linguistics*, 6(1):341–361.
- Linfeng Song, Zhiguo Wang, Haitao Mi, and Daniel Gildea. 2016. [Sense embedding learning for word sense induction](#). In *Proceedings of the Fifth Joint Conference on Lexical and Computational Semantics*, pages 85–90, Berlin, Germany. Association for Computational Linguistics.
- Ian Stewart, Stevie Chancellor, Munmun De Choudhury, and Jacob Eisenstein. 2017. [#anorexia, #anarexia, #anarexyia: Characterizing online community practices with orthographic variation](#). In *2017 IEEE International Conference on Big Data (Big Data)*, pages 4353–4361.
- Ian Stewart and Jacob Eisenstein. 2018. [Making “fetch” happen: The influence of social and linguistic context on nonstandard word growth and decline](#). In *Proceedings of the 2018 Conference on Empirical Methods in Natural Language Processing*, pages 4360–4370, Brussels, Belgium. Association for Computational Linguistics.
- Na Sun, Patrick Pei-Luen Rau, and Liang Ma. 2014. [Understanding lurkers in online communities: A literature review](#). *Comput. Hum. Behav.*, 38:110–117.
- Robert Tibshirani, Guenther Walther, and Trevor Hastie. 2001. [Estimating the number of clusters in a data set via the gap statistic](#). *Journal of the Royal Statistical Society: Series B (Statistical Methodology)*, 63(2):411–423.
- Jessica Vitak, Katie Shilton, and Zahra Ashktorab. 2016. [Beyond the belmont principles: Ethical challenges, practices, and beliefs in the online data research community](#). In *Proceedings of the 19th ACM Conference on Computer-Supported Cooperative Work & Social Computing*, pages 941–953.
- Ellen M. Voorhees. 1999. [The TREC-8 question answering track report](#). In *Proceedings of the 8th Text Retrieval Conference (TREC-8)*.
- Helena Webb, Marina Jirotko, Bernd Carsten Stahl, William Housley, Adam Edwards, Matthew Williams, Rob Procter, Omer Rana, and Pete Burnap. 2017. [The ethical challenges of publishing Twitter data for research dissemination](#). In *Proceedings of the 2017 ACM on Web Science Conference, WebSci ’17*, page 339–348, New York, NY, USA. Association for Computing Machinery.
- Etienne Wenger. 2000. [Communities of practice and social learning systems](#). *Organization*, 7(2):225–246.
- Gregor Wiedemann, Steffen Remus, Avi Chawla, and Chris Biemann. 2019. [Does BERT make any sense? Interpretable word sense disambiguation with contextualized embeddings](#). In *Proceedings of the 15th Conference on Natural Language Processing (KONVENS 2019): Long Papers*, pages 161–170, Erlangen, Germany. German Society for Computational Linguistics & Language Technology.
- Thomas Wolf, Lysandre Debut, Victor Sanh, Julien Chaumond, Clement Delangue, Anthony Moi, Pierric Cistac, Tim Rault, Remi Louf, Morgan Funtowicz, Joe Davison, Sam Shleifer, Patrick von Platen, Clara Ma, Yacine Jernite, Julien Plu, Canwen Xu, Teven Le Scao, Sylvain Gugger, Mariama Drame, Quentin Lhoest, and Alexander Rush. 2020. [Transformers: State-of-the-art natural language processing](#). In *Proceedings of the 2020 Conference on Empirical Methods in Natural Language Processing: System Demonstrations*, pages 38–45, Online. Association for Computational Linguistics.
- Yi Yang and Jacob Eisenstein. 2017. [Overcoming language variation in sentiment analysis with social attention](#). *Transactions of the Association for Computational Linguistics*, 5:295–307.
- Justine Zhang, William L. Hamilton, Cristian Danescu-Niculescu-Mizil, Dan Jurafsky, and Jure Leskovec. 2017. [Community identity and user engagement in a multi-community landscape](#). In *Proceedings of the International AAAI Conference on Web and Social Media*, volume 11, pages 377–386.