

OSCILLATIONS IN A BECKER–DÖRING MODEL WITH INJECTION AND DEPLETION *

B. NIETHAMMER[†], R.L. PEGO[‡], A. SCHLICHTING[§], AND J. J. L. VELÁZQUEZ[†]

Abstract. We study the Becker–Döring bubblelator, a variant of the Becker–Döring coagulation-fragmentation system that models the growth of clusters by gain or loss of monomers. Motivated by models of gas evolution oscillators from physical chemistry, we incorporate injection of monomers and depletion of large clusters. For a wide range of physical rates, the Becker–Döring system itself exhibits a dynamic phase transition as mass density increases past a critical value. By formal asymptotics in the near-critical regime, we connect the Becker–Döring bubblelator to a transport equation coupled with an integrodifferential equation for excess monomer density. For suitable injection/depletion rates, we argue that time-periodic solutions appear via a Hopf bifurcation. Numerics confirm that the generation and removal of large clusters can become desynchronized, leading to temporal oscillations associated with bursts of large-cluster nucleation.

Key words. bubblelator, oscillator, time periodic solution, growth process, injection, depletion, Hopf bifurcation

AMS subject classifications. 68Q25, 68R10, 68U05

1. Introduction. Becker and Döring [5] provided one of the original descriptions of a mechanism of particle growth in the theory of nucleation from supersaturated vapor. The main assumptions of their model are that individual clusters consist of atomic parts called *monomers*, and that the growth and shrinkage of clusters occurs only by the addition and removal of single monomers. Although this process is not necessarily realized by chemical kinetics, it is convenient to be interpreted as a reaction network of the form

$$(1.1) \quad \{1\} + \{k\} \xrightleftharpoons[b_{k+1}]{a_k} \{k+1\}, \quad k = 1, 2, 3, \dots$$

As noted by Slemrod [34], the Becker–Döring equations provide perhaps the simplest model capable of a realistic description of several phenomena associated with the dynamics of phase changes. Starting from the seminal work of Ball, Carr and Penrose [2], the mathematical theory for these equations has been developed in great detail. Many aspects of the long-time behavior of solutions and the implications for the emergence of phase transitions are understood, but there are also still open questions; see [19] for a recent review.

In this work we add to (1.1) two reaction mechanisms, which are motivated by the dynamics of chemical oscillators, and in particular *bubblelators*, also known as gas evolution oscillators (cf. [35, 8, 40, 4]). First, we suppose monomers are injected into the system with a rate $S > 0$:

$$(1.2) \quad \emptyset \xrightarrow{S} \{1\}.$$

*Submitted April 8, 2022.

Funding: The authors gratefully acknowledge the support of the Hausdorff Research Institute for Mathematics (Bonn), through the Junior Trimester Program on *Kinetic Theory*. This work is supported by the German Research Foundation (DFG) under Germany’s Excellence Strategy EXC 2044 – 390685587, *Mathematics Münster: Dynamics–Geometry–Structure* (AS), EXC-2047/1 – 390685813, the *Hausdorff Center for Mathematics*, as well as the Collaborative Research Center 1060 – 211504053, *The Mathematics of Emergent Effects* at the University of Bonn (BN, AS, JV). This material is also based upon work supported by the National Science Foundation under Grant No. DMS 1812609 (RLP).

[†]Institute of Applied Mathematics, University Bonn (niethammer@iam.uni-bonn.de, velazquez@iam.uni-bonn.de).

[‡]Department of Mathematical Sciences, Carnegie Mellon University (rpego@cmu.edu).

[§]Applied Mathematics Münster, University Münster (a.schlichting@uni-muenster.de)

Second, we suppose clusters are depleted at a rate proportional to some power law:

$$(1.3) \quad \{k\} \xrightarrow{rk^b} \emptyset, \quad k = 2, 3, \dots$$

The resulting chemical reaction network (1.1), (1.2), (1.3) is open and no longer satisfies a detailed balance condition, in contrast to (1.1) alone. In this work we will provide evidence for the existence of temporally oscillatory states for a suitable approximate model of the network (1.1), (1.2), (1.3).

1.1. The classical Becker–Döring model. The Becker–Döring equations [5] form an infinite system of kinetic equations that describes phase transitions in two-component mixtures where one of the phases has much smaller volume fraction than the other. In this case, the dilute phase consists of clusters of size $k \in \mathbb{N}$, where k denotes the number of atoms, or monomers, in the cluster. The main assumption in the Becker–Döring theory is that clusters evolve only by gain and loss of monomers. If n_k denotes the density of clusters with k monomers, the equations read

$$(1.4) \quad \partial_t n_1 = -J_1 - \sum_{k=1}^{\infty} J_k,$$

$$(1.5) \quad \partial_t n_k = J_{k-1} - J_k, \quad k \geq 2,$$

$$(1.6) \quad J_k = a_k n_1 n_k - b_{k+1} n_{k+1},$$

where a_k, b_k are the respective attachment and detachment rate coefficients. Following Penrose [28, 29] (also see [30]), in the following we take the coefficients to be of the form

$$(1.7) \quad a_k = k^\alpha, \quad b_k = a_k z_s \left(1 + \frac{q}{k^\gamma}\right), \quad \text{with } z_s, q > 0, \gamma \in (0, 1), \alpha \in [0, 1].$$

Here z_s is the density of monomers in equilibrium with a plane surface, and q , arising from the Gibbs-Thomson law, is proportional to the surface tension. If the clusters are three-dimensional spheres and the dominant transport mechanism is diffusion of monomers, one obtains $\alpha = 1/3$ and $\gamma = 1/3$, while if their growth is limited by reactions on the interface, we have $\alpha = 2/3$ and $\gamma = 1/3$. In the two-dimensional situation we have $\gamma = 1/2$ and $\alpha = 0$ and $\alpha = 1/2$, respectively.

The system of equations (1.4)–(1.6) conserves the total mass, that is

$$(1.8) \quad \sum_{k=1}^{\infty} k n_k(t) = \sum_{k=1}^{\infty} k n_k(0) = \rho.$$

For the coefficients in (1.7), it is easily seen (see also Section 2.1 below) that there exists a critical monomer concentration $\lim_{k \rightarrow \infty} b_k/a_k = z_s$, which after a scaling we set to be $z_s = 1$. The equilibrium state with this critical monomer concentration gives rise to a critical mass $\rho_s > 0$ such that for any $\rho \in [0, \rho_s]$ an equilibrium solution \bar{n} exists, which then has $\bar{n}_1 \leq z_s$. If one starts with initial data with mass $\rho > \rho_s$, the so-called supercritical case, it has been established in [2, 29] that the solution converges weakly in the long-time limit to the equilibrium solution with density ρ_s . The excess mass $\rho - \rho_s$ is transferred to larger and larger clusters as time proceeds and their evolution can be approximated by the classical LSW model for coarsening (see also [26, 33]). Furthermore, it has been shown in [28] that for certain initial data with small excess density it takes at least exponentially long time (in terms of the excess density) until large clusters are created. Even though the proof is for specific data only, one expects that such metastable behavior appears for all generic data. (See also [10] for numerical simulations.)

1.2. The Becker–Döring model with injection and depletion. In this paper we are interested in the Becker–Döring equations with injection of monomers and depletion of large clusters. More precisely we let $S > 0$, $r > 0$ and $b \geq 0$ be constant and consider the system

$$(1.9) \quad \partial_t n_1 = -J_1 - \sum_{k=1}^{\infty} J_k + S,$$

$$(1.10) \quad \partial_t n_k = J_{k-1} - J_k - rk^b n_k, \quad k \geq 2,$$

with J_k as in (1.6) and coefficients as in (1.7).

It is well documented in the chemistry literature that temporal oscillations can persist in chemical–physical systems in which a phase transition creates strong nucleation peaks that lead to rapid growth of supercritical agglomerations which are later removed. Specifically, the system (1.9)–(1.10) has many similarities to models of bubblelator dynamics describing oscillatory release of a gas (cf. [25, 1, 35, 31, 17]). For more background, we refer to Section 1.6.

Our goal is to obtain oscillatory solutions for an approximation of the model (1.9)–(1.10) under suitable choices of the source term S and the removal term r . The rough heuristics explaining the appearance of oscillatory solutions are the following. For a small source term S and removal term r , the solution of (1.9), (1.10) first evolves as in the model without these terms—that is, the solution evolves to a steady state with constant nonzero fluxes J_k . Slowly, the source term S kicks in and raises the monomer density to a supercritical value with a small positive excess $n_1 - 1 > 0$ of order ε for small $\varepsilon > 0$. This triggers the creation (or nucleation) of clusters larger than a critical size. The nucleated supercritical clusters then grow by a process that depletes the monomer density by a smaller amount of order $\varepsilon^{1/\gamma}$ which is nevertheless enough to shut down large-cluster creation. Large clusters eventually get destroyed, nucleation resumes, and the scenario repeats.

In order for this picture to be realized, the source term S and the removal term r have to be chosen in such a way that all the relevant terms balance. At steady state, source-driven nucleation balances removal of very large clusters. But the time it takes for nucleated clusters to grow large enough for effective removal introduces a delay that allows creation and removal to get out of phase.

1.3. Limit model. In Section 2 we identify the relevant scales, determine suitable S and r and derive an approximate model. It consists of an evolution equation for a rescaled monomer density u , defined via

$$(1.11) \quad n_1 - 1 = \varepsilon + \left(\frac{\varepsilon}{q}\right)^{1/\gamma} u,$$

and a transport equation for the flux h of large clusters with rescaled size $z \in (0, \infty)$. Section 2.4 contains the precise definition of the scales and a rescaled removal parameter θ . Taking those for granted, we obtain the system

$$(1.12) \quad \partial_\tau u = 1 - \int_0^\infty h(z, \tau) z^\nu dz,$$

$$(1.13) \quad \partial_\tau h(z, \tau) + \partial_z h(z, \tau) = -\theta z^\beta h(z, \tau), \quad z > 0$$

$$(1.14) \quad h(0, \tau) = e^{u(\tau)},$$

where $\nu = \frac{\alpha}{1-\alpha} \in [0, \infty)$ and $\beta = \frac{b}{1-\alpha} \geq 0$. The transport term in (1.13) comes from the fact that there is always an excess of monomers, constant to leading order, contributing to the growth of

large clusters. This growth also reduces the rescaled excess monomer density u through the integral on the right hand side of (1.12). The value of u enters the equation for the large clusters only through the boundary condition (1.14). This exponential form originates from the quasistationary approximation for the small clusters; there is a boundary layer for which one can show that a drift-diffusion approximation results in an Arrhenius law, giving the exponential dependence on u . (See Appendix B.) The precise scaling of u by $\varepsilon^{1/\gamma}$ leads to a change of order one in the Arrhenius factor in the boundary condition (1.14) when u has a change of order one.

For the approximate model (1.12)–(1.14), we argue in Section 3 that Hopf bifurcations occur from stationary solutions as one varies the removal parameter θ . In Section 3.3 we perform a formal expansion near the bifurcation point to determine the direction of bifurcation, which one expects to indicate when *stable* periodic solutions appear. We provide analytical and numerical evidence regarding bifurcation points and their dependence on ν and β in Section 4. In Figure 1 a numerical solution of (1.12)–(1.14) is shown.

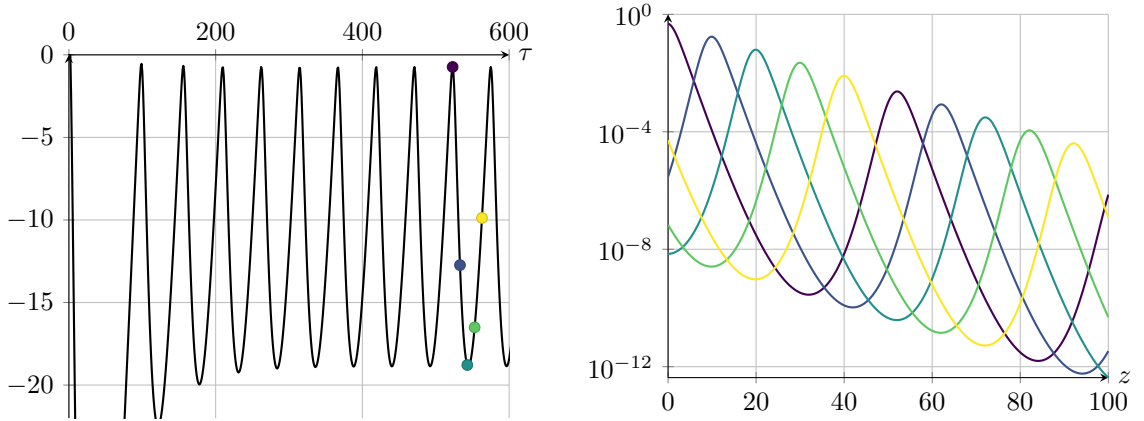


Fig. 1: Time evolution of u (left) and the profile h (right, semi-log plot) at times $t = 523$ (—), $t = 533$ (—), $t = 543$ (—), $t = 553$ (—), $t = 563$ (—). Parameters: $\theta = 0.1$, $\nu = 2$, $\beta = 1$ ($\alpha = \frac{1}{3}$, $\gamma = \frac{1}{3}$, $b = \frac{3}{2}$).

1.4. Description of the oscillation mechanism. Although we only analyze Hopf bifurcations for the limit model (1.12)–(1.14), we expect that stable oscillations should also exist in the full Becker–Döring model with injection and depletion (1.9), (1.10). These may be difficult to even compute, however, as obtaining accurate numerical simulations of the Becker–Döring model is a challenging matter due to the multiscale nature of the problem (cf. [10]).

In Figure 2, different fluxes in the Becker–Döring model relevant for the description of the oscillation mechanism are shown. The first crucial quantity is the *critical size* k_{crit} , as in [28]. This depends on the monomer excess $\varepsilon = n_1 - 1$, and is defined for simplicity here as the value of k for which $a_k n_1 - b_k$ vanishes (cf. Section 2.1). For the rates (1.7) and recalling that $z_s = 1$, it holds

$$(1.15) \quad k_{\text{crit}} = \left(\frac{q}{\varepsilon} \right)^{\frac{1}{\gamma}}.$$

In the following, the critical size k_{crit} is used to distinguish small from supercritical clusters. The

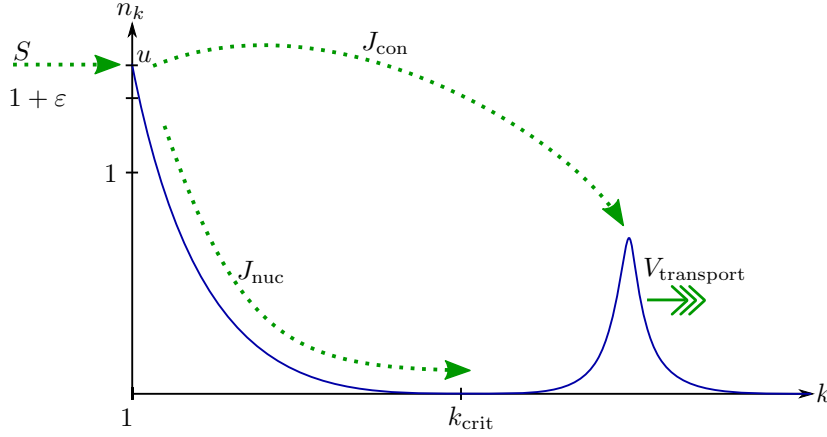


Fig. 2: Illustration of transport mechanisms

first driving mechanism is the flux of mass through the small clusters beyond the critical radius k_{crit} , denoted by J_{nuc} . In the literature (cf. Friedlander [17]), this process is called *homogeneous nucleation*. Because this process is diffusion dominated for k around k_{crit} and due to a boundary layer with size of order $\varepsilon^{-1/\gamma}$, we obtain an Arrhenius relation for the flux, which in the limit model enters through the exponential boundary condition (1.14).

There is a second flux, J_{con} , which depletes the monomer concentration through the mechanism of large-cluster growth by direct absorption of monomers, also called *condensation*. This flux is reflected in the limit model as the integral on the right hand side of (1.12), and also leads to the transport term in (1.13) with a certain velocity $V_{\text{transport}}$, made equal to 1 by scaling.

These two fluxes need to be balanced with the source term S , and the time-scale chosen accordingly, which is done in a careful analysis of the scales in Section 2.4.

Both systems, the Becker–Döring model (1.9)–(1.10) and the limit model (1.12)–(1.14), allow for stationary states with time-independent concentration of monomers, and we believe that these are stable for large depletion parameters r or θ , respectively. However, our results indicate that time-periodic solutions of the limit model exist for small particle-removal rates.

An explanation is that in this case clusters must grow very large for effective removal. This depletes the monomer concentration due to the condensation flux J_{con} that drives the growth of large clusters, and leads to time delays in replenishing those clusters. It takes more time both to restart nucleation from a lower monomer level and to grow supercritical clusters to sizes large enough for removal. In this way the generation and removal of large clusters can *desynchronize*, resulting in temporal oscillations.

In somewhat more detail, the mechanism for oscillations works as follows. Peaks in the size distribution of large clusters form through a process mediated by the sensitive (exponential) dependence of the nucleation rate upon the concentration of monomers: A sufficient excess of monomers above the critical concentration $n_1 = 1$ triggers rapid growth of the number of supercritical clusters through nucleation. The creation of enough supercritical clusters then produces a large condensation flux J_{con} which forces the concentration of monomers to decrease in spite of the source term.

This stops, or drastically slows, the nucleation reaction transferring mass through the critical radius.

The peak of supercritical clusters generated in this way then continues to be transported to ever-larger sizes by the condensation mechanism, which continues to consume monomers. At sufficiently large sizes, the rate that clusters are removed from the system becomes dominant and the peak is eliminated. This makes the condensation flux J_{con} small again, which allows the source term to force the monomer concentration higher and start the cycle over.

1.5. Sharp peak model. The mechanism for oscillations just described can be implemented in a simple model with only two elements, namely the excess monomer density $u(t)$ and the size distribution $f(z, t)$ for clusters of supercritical size $z > z_{\text{crit}}$. The clusters increase their size at some constant rate by absorbing monomers, and they are removed instantaneously when size reaches some terminal value $z_{\text{rm}} > z_{\text{crit}}$. If the source of monomers drives their excess to reach a certain nucleation threshold u_{nuc} , a sudden *sharp peak* of large clusters is created just above the critical size.

The balance law for the monomer excess takes the form

$$(1.16) \quad \partial_t u(t) = 1 - \int_{z_{\text{crit}}}^{z_{\text{rm}}} f(z, t) dz,$$

and one starts with initial excess $u(0) < u_{\text{nuc}}$ below the nucleation threshold. The size distribution f is advected at constant speed 1, satisfying the transport equation

$$(1.17) \quad \partial_t f + \partial_z f = 0, \quad z_{\text{crit}} < z < z_{\text{rm}}.$$

We specify a zero influx condition $f(z_{\text{crit}}, t) = 0$ as long as the monomer flux remains below threshold, i.e., $u(t) < u_{\text{nuc}}$. When the monomer excess reaches the threshold at some time t_* , however, a delta-mass concentration of supercritical clusters is instantly nucleated at $z = z_{\text{crit}}$, giving the jump condition

$$(1.18) \quad f(\cdot, t_*^+) = f(\cdot, t_*^-) + f_0 \delta_{z_{\text{crit}}} \quad \text{if } u(t_*) = u_{\text{nuc}}.$$

For $f_0 > 1$ and $f \equiv 0$ initially, say, this model produces a sawtooth evolution for u , with $\partial_t u = 1 > 0$ during time intervals when no supercritical clusters exist in the system, and $\partial_t u = 1 - f_0 < 0$ during intervals after a peak of clusters has been nucleated and before it is removed upon reaching the outflow boundary $z = z_{\text{rm}}$.

The resulting oscillatory evolution in this model clearly illustrates desynchronization of supercritical cluster generation and removal. The first two equations (1.16) and (1.17) of this model are very similar to (1.12) and (1.13) from the limit model by setting $\nu = 0$ and letting $b \rightarrow \infty$. The only main difference is that the exponential boundary condition (1.14) from the limit model is changed to the jump condition (1.18), leading here to the periodic production of sharp peaks.

1.6. Related literature. Oscillations in chemical reaction networks have been well known ever since the Belousov–Zhabotinsky reaction was described [6, 41] and the *Brusselator* found by Prigogine and Lefever [32] (see [37] for the name). Later, the *Oregonator* was introduced by Field and Noyes [16] as a simpler model that develops temporal oscillations involving only five species. The mathematical analysis of these systems reveals that the basic mechanism behind the oscillations is of Lotka–Volterra type [21, 22, 39].

In contrast to this, the model from Section 1.2 is motivated by mechanisms found in the dynamics of *bubblelators*, also known as gas evolution oscillators [35, 8, 40, 4]. These are chemical–physical systems [36] in which, due to some reaction mechanism, a dissolved gas is constantly

generated in a solvent, leading to a steady increase in supersaturation and an eventual burst of nucleation and growth of gas bubbles. The first experimental report of such a system is ascribed to Morgan [25], who observed an oscillatory release of gas during dehydration of formic acid in concentrated sulfuric acid. The dynamics and growth of bubbles resembles a mechanism similar to the Becker–Döring paradigm: The growth of bubbles is effected mainly through the absorption of gas emerging from the supersaturated solution into the expanding bubbles. Upon discretization in size, this suggests that the physical growth mechanism is reflected by fluxes resembling those in (1.6). Lastly, large bubbles randomly leave the solvent, depending on the setup of the experiment, mainly due to buoyancy, and this is loosely reflected in the system (1.10) by the removal term $-rk^b n_k$.

More experimental evidence of oscillatory concentrations in a mixture of nitric oxide and coal gas was obtained by Badger and Dryden [1]. A theoretical model of Becker–Döring type was proposed by Pratsinis, Friedlander, and Pearlstein [31] (cf. also [17]). The model in [31] has some physical similarities with the limit model obtained in Section 1.3. More precisely, the model uses the exponent $\alpha = 2/3$ in (1.7) and $b = 0$ in (1.10). In this case, it is possible to obtain a closed system of ODEs for the evolution of the three lowest-order moments of the distribution of radii of supercritical clusters. This system of ODEs is coupled with the concentration of monomers n_1 by means of an Arrhenius formula yielding the nucleation rate of supercritical clusters as a function of the monomer concentrations. The resulting model in [31] is a system of ODEs for which the existence of periodic solutions is demonstrated using a Hopf bifurcation argument. A similar reduction of a Becker–Döring model to a system of ODEs which has periodic solutions can be found in [24]. We can show (see the Appendix A) that, for some particular choices of exponents, the limit model from Section 1.3 can be reduced to a system of ODEs which has the same structure as those obtained in [17, p. 293ff].

A boundary condition similar to (1.14) was derived by Farjoun and Neu [14] in a physical study describing the depletion of a supercritical concentration of monomers (without source) due to the nucleation of supercritical clusters. The nucleation rate is approximated using an Arrhenius law (or Frank-Kamenetskii) type of formula. A key observation made in [14] in the derivation of this boundary condition is that small changes in the concentration of monomers n_1 yield significant changes in the nucleation rate. This same point underpins the present study.

Recently, oscillations for a Becker–Döring model with atomization were proved to exist by two of the present authors in [27]. The model in [27] is closed and has no external source or removal terms ($S = r = 0$ in (1.9)–(1.10)). The atomization of clusters of a maximal size M into M monomers provides a closed feedback mechanism from large clusters to monomers, which could be considered to replace injection and depletion. This model has a Hopf bifurcation for suitable small atomization rate, when M is large.

In the physical literature, temporal oscillations in coagulation-fragmentation models permitting interactions of clusters of any sizes (thus not of Becker–Döring type) have been reported in numerical simulations, by R. C. Ball et al. [3] for cases with monomer injection and cluster removal above a fixed size, and in the works [23, 9] for cases incorporating a nonlinear atomization mechanism.

Lastly, Doumic et al. [13] consider a model for prion dynamics of Becker–Döring type, which exhibits very slowly damped oscillations. The model in [13] assumes that the polymer chains interact with two types of chemicals yielding respectively increase and decrease of the length of the polymer chain. These chemicals interact between themselves by means of a modified Lotka–Volterra type of equation, which is coupled with the Becker–Döring part of the system. It is well known that Lotka–Volterra models may admit periodic solutions. The interaction of the Lotka–Volterra equation with the Becker–Döring part is responsible for the damping of the oscillations observed in [13], but the

specific form in which this damping takes place is not well understood at the moment.

2. Derivation of the approximate model.

2.1. Steady states with constant flux. At first we consider the Becker–Döring system without source or cluster removal terms. In particular we recall results from [28] that give the asymptotics of steady states with constant flux, for small excess density.

It is convenient to recall first the formulas for equilibrium solutions with zero flux, given by

$$(2.1) \quad \bar{n}_k = Q_k \bar{n}_1^k, \quad Q_k = \prod_{l=1}^{k-1} \frac{a_l}{b_{l+1}},$$

where the parameter \bar{n}_1 represents the equilibrium concentration of monomers. With coefficients as in (1.7) we find

$$(2.2) \quad \log(a_k Q_k) = \log\left(\prod_{l=1}^k \frac{a_l}{b_l}\right) = \sum_{l=1}^k \log\left(\frac{1}{1 + \frac{q}{l^\gamma}}\right) \simeq -\frac{qk^{1-\gamma}}{1-\gamma}(1 + o(1)) \quad \text{as } k \rightarrow \infty.$$

Thus we see that the series $\sum_{k=1}^{\infty} k Q_k \bar{n}_1^k$, which represents the mass of (\bar{n}_k) , has radius of convergence 1 and converges for $\bar{n}_1 = 1$. The corresponding critical mass is denoted as $\rho_s = \sum_{k=1}^{\infty} k Q_k$.

For monomer density $\bar{n}_1 > 1$, the zero-flux equilibrium solution $Q_k \bar{n}_1^k$ grows exponentially at infinity. As in [28] we consider now steady states with constant flux, where the flux is chosen such that the steady state remains bounded as $k \rightarrow \infty$. More precisely, we look for solutions of

$$(2.3) \quad a_{k-1} \bar{n}_1 f_{k-1}(\bar{n}_1) - b_k f_k(\bar{n}_1) = J_{k-1} = J_k = J = J(\bar{n}_1), \quad k \geq 2,$$

$f_1(\bar{n}_1) = \bar{n}_1$ and such that $f_k(\bar{n}_1)$ is bounded as $k \rightarrow \infty$. It has been shown in [28] (cf. Lemma 1) that for each $\bar{n}_1 > 1$ there exists a unique solution to this problem, given by the formula

$$(2.4) \quad f_k(\bar{n}_1) = J(\bar{n}_1) Q_k \bar{n}_1^k \sum_{l=k}^{\infty} \frac{1}{a_l Q_l \bar{n}_1^{l+1}} \quad \text{where} \quad \frac{1}{J(\bar{n}_1)} = \sum_{l=1}^{\infty} \frac{1}{a_l Q_l \bar{n}_1^{l+1}}.$$

Furthermore, for fixed \bar{n}_1 , $a_k f_k(\bar{n}_1)$ decreases monotonically with k (which implies that $f_k(\bar{n}_1)$ is bounded and $f_k(\bar{n}_1) \rightarrow 0$ as $k \rightarrow \infty$ if $\alpha > 0$), while for fixed k , $f_k(\bar{n}_1)/\bar{n}_1$ increases monotonically with \bar{n}_1 and we have for $\bar{n}_1 > 1$ that $Q_k < f_k(\bar{n}_1) < Q_k \bar{n}_1^k$ for $k \in \mathbb{N}$.

We are particularly interested in steady states having slightly supercritical density $\bar{n}_1 > 1$. Thus we introduce the small parameter

$$(2.5) \quad \varepsilon = \bar{n}_1 - 1 \ll 1,$$

and we are interested in the asymptotics of J as $\varepsilon \rightarrow 0$.

The critical cluster size k_{crit} from (1.15) is key, as in [28]. Improving on (2.2), we can write

$$(2.6) \quad \frac{1}{a_k Q_k \bar{n}_1^k} = e^{G(k)}(1 + o(1)), \quad \text{with} \quad G(k) = -k \log \bar{n}_1 + \int_1^k \log(1 + qx^{-\gamma}) dx + C.$$

The series for $1/J(\bar{n}_1)$ in (2.4) is dominated by terms with ℓ near the point \bar{x} where $G(x)$ is maximized, and it happens that $\bar{x} = (q/\varepsilon)^{1/\gamma} = k_{\text{crit}}$ exactly. Laplace's method provides an approximation to the series: Noting that

$$G''(x) = \frac{-\gamma q x^{-\gamma-1}}{1 + q x^{-\gamma}}$$

and $G'''(x)/G''(x) = O(1/x)$, the expansion $G(x) = G(\bar{x}) + \frac{1}{2}G''(\bar{x})(x - \bar{x})^2(1 + o(1))$ is valid for $|x - \bar{x}| < \bar{x}^p$ for any $p < 1$. Choosing $p > \frac{1}{2}(1 + \gamma)$ allows $\bar{x}^{-\gamma-1}(x - \bar{x})^2$ to be large, whence we find

$$\sum_{|l-\bar{x}| < \bar{x}^p} \frac{1}{a_l Q_l \bar{n}_1^l} \simeq e^{G(\bar{x})} \int_{-\infty}^{\infty} e^{\frac{1}{2}G''(\bar{x})(x-\bar{x})^2} dx = e^{G(\bar{x})} \sqrt{\frac{2\pi}{-G''(\bar{x})}} \quad \text{as } \varepsilon \rightarrow 0.$$

The remaining part of the series for $1/J(\bar{n}_1)$ is small relative to this, and since $n_1 \simeq 1$ it follows

$$(2.7) \quad J(\bar{n}_1) \simeq \sqrt{\frac{-G''(\bar{x})}{2\pi}} e^{-G(\bar{x})} \simeq \sqrt{\frac{\gamma}{2\pi q^{\frac{1}{\gamma}}}} \varepsilon^{\frac{\gamma+1}{2\gamma}} e^{-G(\bar{x})} =: J_{\infty} \quad \text{as } \varepsilon \rightarrow 0,$$

with

$$(2.8) \quad G(\bar{x}) \simeq \frac{q\bar{x}^{1-\gamma}}{1-\gamma}(1 + o(1)) - \bar{x} \log \bar{n}_1 \simeq \frac{\bar{x}\varepsilon\gamma}{1-\gamma} = \frac{\gamma}{1-\gamma} q^{\frac{1}{\gamma}} \varepsilon^{1-\frac{1}{\gamma}}.$$

Similarly we obtain by recalling the relation (2.6) for $k \gg k_{\text{crit}}$ that

$$a_k Q_k \bar{n}_1^k \sum_{l=k}^{\infty} \frac{1}{a_l Q_l \bar{n}_1^l} \simeq e^{-G(k)} \sum_{l=k}^{\infty} e^{G(l)} \simeq \int_0^{\infty} e^{G'(k)y} dy = \frac{1}{-G'(k)} \simeq \frac{1}{\varepsilon},$$

and hence, from (2.4), that

$$(2.9) \quad f_k(\bar{n}_1) \simeq \frac{J(\bar{n}_1)}{\varepsilon a_k} = \frac{J(\bar{n}_1)}{\varepsilon k^{\alpha}} \quad \text{for } k \gg k_{\text{crit}}.$$

2.2. Transport equation for large clusters. For clusters much larger than the critical size, exceeding a scale R that will be determined below in Section 2.4, we have

$$(2.10) \quad J_k = a_k(n_1 - 1)n_k - \frac{a_k q}{k^{\gamma}} n_k + b_k n_k - b_{k+1} n_{k+1} \simeq a_k \varepsilon n_k \quad \text{for } k \gg R \gg k_{\text{crit}}.$$

Hence, we can approximate the evolution of clusters in this regime by

$$(2.11) \quad \partial_t f(y, t) + \varepsilon \partial_y (y^{\alpha} f(y, t)) = -r y^b f(y, t)$$

where $y = k$ and we represent the discrete concentration n_k by a continuous concentration $f(y, t)$. The behavior of f for clusters that are much larger than the critical size, but much smaller than R , is given by the stationary solutions, that is (2.9) implies

$$(2.12) \quad f(y, t) \simeq \frac{J}{\varepsilon} \frac{1}{y^{\alpha}} \quad \text{for } \left(\frac{q}{\varepsilon}\right)^{\frac{1}{\gamma}} \ll y \ll R.$$

2.3. Evolution of monomers. We see from (2.7)–(2.8) that small changes in ε yield large changes in J . In order to obtain variations of order one during the evolution we introduce a rescaled concentration of monomers. More precisely, we introduce for fixed $0 < \varepsilon \ll 1$ the new variable u via

$$n_1(t) = 1 + \varepsilon + \left(\frac{\varepsilon}{q}\right)^{\frac{1}{\gamma}} u(t) = \bar{n}_1 + \frac{u(t)}{k_{\text{crit}}}.$$

As long as u remains of order one, we may approximate $J(n_1)$ as above with n_1 in place of \bar{n}_1 , maximizing

$$\tilde{G}(x) = -x \log n_1 + \int_1^x \log(1 + qx^{-\gamma}) dx + C = G(x) - x \log \left(\frac{n_1}{\bar{n}_1} \right).$$

The maximum occurs at \tilde{x} satisfying $n_1 = 1 + q\tilde{x}^{-\gamma}$, so since $\bar{x} = k_{\text{crit}}$,

$$\tilde{x} = \left(\frac{q}{n_1 - 1} \right)^{\frac{1}{\gamma}} = \left(\frac{q}{\varepsilon} \right)^{\frac{1}{\gamma}} \left(\frac{n_1 - 1}{\varepsilon} \right)^{-\frac{1}{\gamma}} = \bar{x} \left(1 + \frac{u}{\varepsilon \bar{x}} \right)^{-\frac{1}{\gamma}} = \bar{x} + O(\varepsilon^{-1}).$$

Now $\tilde{x} = \bar{x}(1 + o(1))$, so

$$\tilde{x} \log \left(\frac{n_1}{\bar{n}_1} \right) = \tilde{x} \log \left(1 + \frac{u}{\bar{x} \bar{n}_1} \right) = u + o(1),$$

while $G(\tilde{x}) - G(\bar{x}) = O(G''(\bar{x})(\tilde{x} - \bar{x})^2) = O(\bar{x}^{-1-\gamma} \varepsilon^{-2}) = O(\varepsilon^{\frac{1}{\gamma}-1})$. Then from (2.7) we find

$$(2.13) \quad J(n_1) \simeq J(\bar{n}_1) e^{-\tilde{G}(\tilde{x}) + G(\bar{x})} \simeq J_{\infty} e^u.$$

Note also that we have $n_1 - 1 \simeq \varepsilon$ at leading order as long as $u = O(1)$.

We introduce a constant $L \gg 1$ as a cutoff between subcritical and supercritical clusters, and approximate the equation for the monomers by

$$\partial_t n_1 = -J_1 - \sum_{k=1}^{Lk_{\text{crit}}} J_k - \sum_{k=Lk_{\text{crit}}+1}^{\infty} J_k + S.$$

In the second sum we use the approximation (2.10) for the fluxes J_k and approximate the sum by an integral

$$\sum_{k=Lk_{\text{crit}}+1}^{\infty} J_k \simeq (n_1 - 1) \int_{Lk_{\text{crit}}+1}^{\infty} f(y, t) y^{\alpha} dy \quad \text{for } L \gg 1.$$

In Appendix B, we justify that in the region of subcritical clusters, the evolution follows a quasistationary law on an algebraically large time scale in ε^{-1} , which allows us to approximate J_k by J for $1 \leq k \leq Lk_{\text{crit}}$.

Using also that $n_1 - 1$ is of order ε we obtain the following equation for the concentration of monomers

$$(2.14) \quad \partial_t u = \left(\frac{\varepsilon}{q} \right)^{-\frac{1}{\gamma}} \left(- (Lk_{\text{crit}} + 1) J - \varepsilon \int_{Lk_{\text{crit}}+1}^{\infty} f(y, t) y^{\alpha} dy + S \right)$$

together with the equation (2.11) for the supercritical clusters and the boundary condition (2.12). We will see later that the term $(Lk_{\text{crit}} + 1)J$ in the contribution of the monomers is negligible compared to the integral term during the whole dynamics. We assume that for the moment and will check that *a posteriori*.

2.4. Identification of scales. We introduce new units of cluster size R , time T and cluster density F via

$$y = Rx, \quad t = T\tau, \quad f = Fg.$$

The monomer equation (2.14) becomes in those scales

$$\partial_\tau u = -\left(Lk_{\text{crit}} + 1\right)JT\left(\frac{q}{\varepsilon}\right)^{\frac{1}{\gamma}} - \varepsilon R^{1+\alpha}FT\left(\frac{q}{\varepsilon}\right)^{\frac{1}{\gamma}} \int_{\frac{Lk_{\text{crit}}+1}{R}}^{\infty} g(x, \tau) x^\alpha dx + ST\left(\frac{q}{\varepsilon}\right)^{\frac{1}{\gamma}},$$

and similarly the transport equation for the large clusters (2.11) together with its boundary conditions (2.12) take the form

$$\begin{aligned} \partial_\tau g(x, \tau) + \frac{T\varepsilon}{R^{1-\alpha}} \partial_x (x^\alpha g(x, \tau)) &= -(TR^b r) x^b g(x, \tau) \\ x^\alpha g(x, \tau) &\simeq \frac{J}{F\varepsilon R^\alpha}, \quad \text{for } \frac{1}{R} \left(\frac{q}{\varepsilon}\right)^{\frac{1}{\gamma}} \ll x \ll 1. \end{aligned}$$

We recall (2.13), that is $J = J_\infty e^u$, where J_∞ is an exponentially small quantity that gives the order of magnitude of the fluxes through the critical radius defined in (2.7).

As explained in Section 1.4, the nucleation rate, given by the flux through the critical radius, and the condensation rate, given by the coagulation rate of monomers with macroscopic clusters, need to be of the same order of magnitude. Therefore, we need to impose the two conditions

$$\frac{J_\infty}{F\varepsilon R^\alpha} = 1 \quad \text{and} \quad \varepsilon R^{1+\alpha} FT \left(\frac{q}{\varepsilon}\right)^{\frac{1}{\gamma}} = 1.$$

The time scale that yields growth of the macroscopic clusters in that scale is given by $\frac{T\varepsilon}{R^{1-\alpha}} = 1$. With these definitions it follows

$$(2.15) \quad J_\infty \left(\frac{q}{\varepsilon}\right)^{\frac{1}{\gamma}} = \frac{\varepsilon}{R^{2-\alpha}}, \quad R = \left(\frac{\varepsilon^{1+\frac{1}{\gamma}}}{q^{\frac{1}{\gamma}} J_\infty}\right)^{\frac{1}{2-\alpha}}, \quad T = \frac{R^{1-\alpha}}{\varepsilon} = \frac{1}{\varepsilon} \left(\frac{\varepsilon^{1+\frac{1}{\gamma}}}{q^{\frac{1}{\gamma}} J_\infty}\right)^{\frac{1-\alpha}{2-\alpha}}.$$

Hence, our resulting model is

$$(2.16) \quad \partial_\tau u = -(Lk_{\text{crit}} + 1)JT\left(\frac{\varepsilon}{q}\right)^{-\frac{1}{\gamma}} - \int_0^\infty g(x, \tau) x^\alpha dx + ST\left(\frac{\varepsilon}{q}\right)^{-\frac{1}{\gamma}},$$

$$(2.17) \quad \partial_\tau g(x, \tau) + \partial_x (x^\alpha g(x, \tau)) = -(TR^b r) x^b g(x, \tau), \quad x > 0$$

$$(2.18) \quad x^\alpha g(x, \tau) \simeq e^u \quad \text{for } x \rightarrow 0.$$

To justify the expansion of the flux in (2.13) *a posteriori*, we have to choose S such that the resulting change of u is of order one, which leads to the scaling

$$ST\left(\frac{\varepsilon}{q}\right)^{-\frac{1}{\gamma}} = 1 \quad \text{or equivalently} \quad S = q^{-\frac{1}{\gamma}} \left(\varepsilon^{1+\frac{1}{\gamma}}\right)^{\frac{1}{2-\alpha}} (J_\infty)^{\frac{1-\alpha}{2-\alpha}}.$$

This formula yields the relation between ε and the source S . A different choice of S might still result in oscillatory behavior, with an amplitude change in u not of order one, violating the derivation of (2.13).

It remains to justify neglecting the fluxes in the subcritical region, that is to estimate the term $(Lk_{\text{crit}} + 1)JT\left(\frac{q}{\varepsilon}\right)^{\frac{1}{\gamma}}$. The contribution $Lk_{\text{crit}} + 1$ is algebraically large in ε^{-1} . We estimate the exponential terms contained in the product JT , which are

$$(2.19) \quad J_{\infty}\left(\frac{1}{J_{\infty}}\right)^{\frac{1-\alpha}{2-\alpha}} = J_{\infty}^{1-\frac{1-\alpha}{2-\alpha}} = J_{\infty}^{\frac{1}{2-\alpha}}.$$

Since $\frac{1}{2-\alpha} > 0$, it follows that this term is exponentially small. Therefore the flux terms due to subcritical particles yield a negligible contribution.

Finally, we define a removal parameter θ , a new size variable z and relabeled flux $h(z, \tau)$ by

$$(2.20) \quad \theta = TR^b r, \quad z = x^{1-\alpha}, \quad h(z, \tau) = \frac{x^{\alpha} g(x, \tau)}{1-\alpha},$$

and deduce from (2.16), (2.17) and (2.18) the system (1.12)–(1.14).

3. Periodic solutions for the limit problem. In what follows we assume $\nu \geq 0$ and $\beta \geq 0$. Our goal is to argue, by formal means, that steady state solutions of the limit model (1.12)–(1.14) undergo a Hopf bifurcation as the rescaled removal parameter θ is varied, for a wide range of values of ν and β . To our knowledge, a rigorous Hopf bifurcation theorem has not yet been proven for a model of this type, though it seems plausible that one might extend existing methods for retarded functional differential equations with finite delays (RFDE) which are based upon rescaling to fix the temporal period and Lyapunov-Schmidt reduction [18, 12].

3.1. Steady states and their stability. For any solution of the limit model, such as a steady-state or time-periodic solution, which exists for all times $\tau \in \mathbb{R}$, one finds, by integrating (1.13) along characteristics emerging from $z = 0$, that necessarily

$$(3.1) \quad h(z, \tau) = \exp(u(\tau - z)) \exp\left(-\frac{\theta}{\beta + 1} z^{\beta+1}\right).$$

Using this expression in (1.12) we find that u satisfies an RFDE with infinite delay, namely

$$(3.2) \quad \partial_{\tau} u = 1 - \int_0^{\infty} e^{u(\tau-z)} \exp\left(-\frac{\theta}{\beta + 1} z^{\beta+1}\right) z^{\nu} dz.$$

For any $\theta > 0$ we have a constant solution $u \equiv u_0$ of this equation, given by

$$(3.3) \quad 1 = e^{u_0} \int_0^{\infty} \exp\left(-\frac{\theta}{\beta + 1} z^{\beta+1}\right) z^{\nu} dz.$$

The corresponding steady state $h = h_0(z)$ is then given by (3.1). This steady solution is associated to a constant influx of supercritical clusters, cf. (2.18) and (2.20).

Next we consider the linear stability of these steady states. After linearizing the model about u_0, h_0 , we find nontrivial solutions proportional to $e^{\lambda\tau}$ exist with $\lambda \in \mathbb{C}$ if and only if

$$(3.4) \quad \lambda = -e^{u_0} \int_0^{\infty} \exp\left(-\frac{\theta}{\beta + 1} z^{\beta+1} - \lambda z\right) z^{\nu} dz.$$

It is convenient to study this equation after the rescaling $\theta^{-\frac{1}{\beta+1}} \lambda \mapsto \lambda$. With

$$(3.5) \quad G_{\beta, \nu}(\lambda) = \int_0^{\infty} \exp\left(-\frac{1}{\beta + 1} z^{\beta+1} - \lambda z\right) z^{\nu} dz,$$

the eigenvalue equation (3.4) then takes the form

$$(3.6) \quad \vartheta \lambda + G_{\beta,\nu}(\lambda) = 0, \quad \text{where} \quad \vartheta = \theta^{\frac{1}{\beta+1}} G_{\beta,\nu}(0).$$

Note $\lambda = 0$ is never an eigenvalue since $G_{\beta,\nu}(0) > 0$. Also note $G'_{\beta,\nu}(\lambda) = -G_{\beta,\nu+1}(\lambda)$,

$$(3.7) \quad G_{\beta,\nu}(0) \geq |G_{\beta,\nu}(\lambda)| \quad \text{and} \quad |G'_{\beta,\nu}(0)| \geq |G'_{\beta,\nu}(\lambda)| \quad \text{whenever} \quad \operatorname{Re} \lambda \geq 0.$$

It follows that *there are no eigenvalues in the closed right half plane if ϑ is large, with $\vartheta > |G'_{\beta,\nu}(0)|$ in particular.* The reason is that if $\operatorname{Re} \lambda \geq 0$, then with $G = G_{\beta,\nu}$ we have

$$\vartheta > |G'(0)| \geq \operatorname{Re} \left(\frac{G(0) - G(\lambda)}{\lambda} \right) \geq -\operatorname{Re} \frac{G(\lambda)}{\lambda}.$$

3.2. Eigenvalue crossings. A Hopf bifurcation should occur provided that some branch of solutions $\lambda = \lambda(\vartheta)$ of (3.6) crosses the imaginary axis transversely. This means that $\operatorname{Re} \lambda = 0$ and $\operatorname{Re} \frac{d\lambda}{d\vartheta} \neq 0$ at some particular $\vartheta = \vartheta_0$. Since $(\vartheta + G'(\lambda)) \frac{d\lambda}{d\vartheta} = -\lambda$ along the branch, we find

$$(3.8) \quad \operatorname{sign} \operatorname{Re} \frac{d\lambda}{d\vartheta} = \operatorname{sign} \operatorname{Re} \left(-\lambda(\vartheta + \overline{G'(\lambda)}) \right) = \operatorname{sign} \frac{d}{dt} \operatorname{Re} G(it) = \operatorname{sign} \frac{d}{dt} \arg G(it),$$

if $\lambda = it$ with $t > 0$. Thus the criteria for Hopf bifurcation become the following: First, there should exist $t_0 > 0$ such that for $t = t_0$,

$$(3.9) \quad \operatorname{Re} G_{\beta,\nu}(it) = 0 \quad \text{and} \quad \operatorname{Im} G_{\beta,\nu}(it) < 0, \quad \text{or equivalently} \quad \arg G_{\beta,\nu}(it) = -\frac{\pi}{2}.$$

This is necessary and sufficient for (3.6) to hold with $\vartheta = -G(it)/it > 0$. Second, the transversality condition holds if and only if

$$(3.10) \quad \frac{d}{dt} \operatorname{Re} G_{\beta,\nu}(it) \neq 0, \quad \text{or equivalently} \quad \frac{d}{dt} \arg G_{\beta,\nu}(it) \neq 0.$$

Thus we can provide evidence that a Hopf bifurcation occurs (for some ϑ) and infer the direction of eigenvalue crossings by identifying zero crossings on the graph of $\frac{\pi}{2} + \arg G(it) \pmod{2\pi}$. In the original time scale τ of the model, such zeros correspond to oscillations with wave number

$$(3.11) \quad \kappa = t\theta^{\frac{1}{\beta+1}} = \frac{t\vartheta}{G_{\beta,\nu}(0)}, \quad G_{\beta,\nu}(0) = (\beta+1)^{\frac{\nu-\beta}{\beta+1}} \Gamma\left(\frac{\nu+1}{\beta+1}\right).$$

3.3. Direction of bifurcation. To study the direction of bifurcation (i.e., whether small time-periodic solutions appear for $\theta > \theta_0$ or $\theta < \theta_0$) it will help to make another change of variables. In particular we posit bifurcating solutions have variable period $2\pi/\kappa$ and scale time using the variable wave number κ near a value κ_0 given by (3.11) at a putative bifurcation point $t = t_0$. We rewrite (3.2) in terms of the constant solution u_0 from (3.3) and rescaled variables given by

$$(3.12) \quad u(\tau) = u_0 + U(s), \quad s = \kappa\tau, \quad y = \kappa z,$$

and find that the 2π -periodic function U , constant κ and bifurcation parameter θ should satisfy

$$\kappa \partial_s U + \int_0^\infty \left(e^{U(s-y)} - 1 \right) \exp \left(\frac{-\theta}{\beta+1} \frac{y^{\beta+1}}{\kappa^{\beta+1}} \right) y^\nu dy \frac{e^{u_0}}{\kappa^{\nu+1}} = 0.$$

Now in terms of the variables and parameters given by

$$(3.13) \quad v(s) = e^{U(s)} - 1, \quad \delta = \frac{\kappa^{\nu+2}}{e^{u_0}}, \quad \mu = \frac{\theta}{(\beta+1)\kappa^{\beta+1}}, \quad g(\mu, y) = y^\nu \exp(-\mu y^{\beta+1}),$$

we seek a 2π -periodic function v , constant δ and bifurcation parameter μ so

$$(3.14) \quad \delta \partial_s v + (1+v)(\gamma * v) = 0, \quad \text{where} \quad (\gamma * v)(s) = \int_0^\infty g(\mu, y)v(s-y) dy.$$

The function $v \equiv 0$ is a trivial solution for any δ and μ , and the problem is equivariant with respect to translation in s . We expect bifurcation from this branch for δ, μ respectively near values δ_0, μ_0 coming from the parameters t_0, θ_0 by the formulas above.

In terms of an amplitude parameter ε , we seek formal expansions

$$v = \varepsilon v_1 + \varepsilon^2 v_2 + \dots, \quad \delta = \delta_0 + \varepsilon \delta_1 + \varepsilon^2 \delta_2 + \dots, \quad \mu = \mu_0 + \varepsilon \mu_1 + \varepsilon^2 \mu_2 + \dots$$

We will find $\delta_1 = \mu_1 = 0$ as is typical for Hopf bifurcation. The quantities δ_2 and μ_2 will be determined provided certain nondegeneracy conditions hold, expressed in terms of the quantities

$$(3.15) \quad \hat{g}_j(k) = \int_0^\infty e^{-iky} g_j(y) dy, \quad g_j(y) = \partial_\mu^j g(\mu_0, y) = (-y^{\beta+1})^j y^\nu \exp(-\mu_0 y^{\beta+1}).$$

By an integration by parts starting from (3.8), we have $\lambda = it = -\bar{\lambda}$, since $\frac{d}{dy} e^{-ity} = -ite^{-ity}$. Moreover, $G'_{\beta,\nu}(\lambda) = -G_{\beta,\nu+1}(\lambda)$ and hence by using (3.6), we obtain

$$\begin{aligned} -\bar{\lambda} G'_{\beta,\nu}(\lambda) &= -it G_{\beta,\nu+1}(it) = \int_0^\infty \left(\frac{d}{dy} e^{-ity} \right) y^{\nu+1} \exp\left(-\frac{y^{\beta+1}}{\beta+1}\right) dy \\ &= - \int_0^\infty e^{-ity} ((\nu+1)y^\nu - y^{\nu+1+\beta}) \exp\left(-\frac{y^{\beta+1}}{\beta+1}\right) dy \\ &= -(\nu+1) G_{\beta,\nu}(it) + G_{\beta,\nu+1+\beta}(it) \\ &= (\nu+1)(it)\vartheta - \frac{\hat{g}_1(1)}{t^{\nu+2+\beta}}. \end{aligned}$$

Here, we used (3.15) and thus arrive at

$$(3.16) \quad \text{sign Re } \frac{d\lambda}{d\vartheta} = -\text{sign Re } \hat{g}_1(1).$$

We require this quantity is nonzero, which is equivalent to transversal eigenvalue crossing.

We proceed to compute. Expanding $\gamma = \gamma_0 + \varepsilon \gamma_1 + \varepsilon^2 \gamma_2 + \dots$ we find $\gamma_0 = g_0$, $\gamma_1 = \mu_1 g_1$, $\gamma_2 = \mu_2 g_1 + \frac{1}{2} \mu_1^2 g_2$. Plugging into (3.14), at the respective orders $\varepsilon, \varepsilon^2$, and ε^3 we find

$$(3.17) \quad 0 = Lv_1 := \delta_0 \partial_s v_1 + \gamma_0 * v_1,$$

$$(3.18) \quad 0 = Lv_2 + (\delta_1 \partial_s + \gamma_1 *) v_1 + v_1 \gamma_0 * v_1,$$

$$(3.19) \quad 0 = Lv_3 + (\delta_2 \partial_s + \gamma_2 *) v_1 + v_2(\gamma_0 * v_1) + v_1(\gamma_0 * v_2) \\ + (\delta_1 \partial_s + \gamma_1 *) v_2 + v_1(\gamma_1 * v_1).$$

By what we have said in subsection 3.2, equation (3.17) should have two-dimensional kernel N_0 spanned by $\cos s$ and $\sin s$ (or $e^{\pm is}$). Due to translation equivariance of the problem, we may suppose that the amplitude and phase of this mode of v are normalized so that $v_1(s) = \cos s$.

Now, in terms of Fourier series $v = \sum_{k \in \mathbb{Z}} \hat{v}(k) e^{iks}$, an equation $Lv = w$ corresponds to

$$\hat{L}(k) \hat{v}(k) = \hat{w}(k) \quad \text{for all } k \in \mathbb{Z}, \quad \hat{L}(k) = ik\delta_0 + \hat{g}_0(k).$$

This is solvable if and only if the nonresonance condition holds, namely $\hat{L}(k) \neq 0$ for all k such that $\hat{w}(k) \neq 0$. Since $\hat{L}(\pm 1) = 0$ by assuming the first criteria (3.9) for a Hopf transition, we always require $\hat{w}(\pm 1) = 0$.

Moreover, for the following formal analysis we require the nonresonance condition

$$(3.20) \quad \hat{L}(k) = \overline{\hat{L}(-k)} = ik\delta_0 + \hat{g}_0(k) \neq 0 \quad \text{holds for } k = \pm 2.$$

Applying these considerations to (3.18), since $L(\cos s) = 0$ we see that the term

$$v_1(\gamma_0 * v_1) = (\cos s)(\delta_0 \sin s) = -\frac{i\delta_0}{4} e^{2is} + c.c.,$$

is nonresonant, provided $\hat{L}(\pm 2) \neq 0$ as we have assumed. However the terms in δ_1 and μ_1 are resonant. Since $\cos s = \frac{1}{2}e^{is} + c.c.$ we find these terms yield $(i\delta_1 + \mu_1 \hat{g}_1(1)) \frac{1}{2}e^{is} + c.c.$ Since we presume $\text{Re } \hat{g}_1(1) \neq 0$ from (3.10), solvability of (3.18) requires $\mu_1 = 0$, and also $\delta_1 = 0$. The solution for v_2 is

$$(3.21) \quad v_2(s) = \hat{v}_2(2) e^{2is} + c.c., \quad \hat{v}_2(2) = \frac{i\delta_0}{4} \frac{1}{2i\delta_0 + \hat{g}_0(2)}.$$

Next, we consider the solvability of (3.19). The terms involving δ_1 and γ_1 vanish. It remains to show that the resonant terms are removed by a particular choice of δ_2 and μ_2 . For this purpose, noting $\hat{g}_0(1) = -i\delta_0$ we observe

$$\gamma_0 * v_1 = \hat{g}_0(1) \hat{v}_1(1) e^{is} + c.c. = -\frac{i\delta_0}{2} e^{is} + c.c., \quad \gamma_0 * v_2 = \hat{g}_0(2) \hat{v}_2(2) e^{2is} + c.c.,$$

therefore the resonant terms on the right hand side of (3.19) are

$$\begin{aligned} & e^{is} \left((\delta_2 i + \mu_2 \hat{g}_1(1)) \hat{v}_1(1) + \hat{v}_2(2) \overline{\hat{g}_0(1) \hat{v}_1(1)} + \overline{\hat{v}_1(1)} \hat{g}_0(2) \hat{v}_2(2) \right) + c.c. \\ &= \frac{1}{2} e^{is} (\delta_2 i + \mu_2 \hat{g}_1(1) + (i\delta_0 + \hat{g}_0(2)) \hat{v}_2(2)) + c.c., \end{aligned}$$

Since $i\delta_0 + \hat{g}_0(2) = \hat{L}(2) - i\delta_0$, the resonant terms vanish if μ_2 and δ_2 are given by

$$(3.22) \quad \mu_2 \text{Re } \hat{g}_1(1) = -\text{Re} \left(\frac{i\delta_0}{4} \frac{\hat{L}(2) - i\delta_0}{\hat{L}(2)} \right) = \frac{-\delta_0^2}{4|\hat{L}(2)|^2} \text{Re } \hat{g}_0(2),$$

$$(3.23) \quad \delta_2 + \mu_2 \text{Im } \hat{g}_1(1) = -\text{Im} \left(\frac{i\delta_0}{4} \frac{\hat{L}(2) - i\delta_0}{\hat{L}(2)} \right) = -\frac{\delta_0}{4} + \frac{\delta_0^2}{4|\hat{L}(2)|^2} (2\delta_0 + \text{Im } \hat{g}_0(2)).$$

Returning back to the original parameters $\theta = \theta_0(1 + \varepsilon^2\theta_2 + \dots)$ and $\kappa = \kappa_0(1 + \varepsilon^2\kappa_2 + \dots)$, we find

$$(3.24) \quad \theta_2 = (\nu + 2) \frac{\mu_2}{\mu_0} + (\beta + 1) \frac{\delta_2}{\delta_0}, \quad \kappa_2 = \frac{\nu + 1}{\beta + 1} \frac{\mu_2}{\mu_0} + \frac{\delta_2}{\delta_0}.$$

The sign of θ_2 determines the direction of the bifurcation. It is plausible that this determines the stability of the bifurcating periodic solutions in a similar way as for ODEs, and RFDEs with finite delays [12]. Namely, if the constant flux solution with $u \equiv u_0$ is stable for θ on one side of the bifurcation point θ_0 , then bifurcating periodic solutions are stable if they appear for θ on the opposite side, and unstable otherwise. As the constant flux solution is stable for θ sufficient large, we therefore expect that at the largest bifurcation point θ_0 , the new branch of periodic solutions is stable provided that θ_2 is negative. We call this case *supercritical* and will provide numerical evidence that indeed such bifurcations occur in Section 4.2.

4. Ranges of parameters yielding bifurcation. In this section we provide some numerical and analytical information regarding the occurrence and direction of Hopf bifurcations in the limit model (1.12)–(1.14), for a variety of values of the parameters β and ν . A particularly intriguing finding is that an infinite number of bifurcation points appear in case $\nu = 0$ and $\beta > 0$ is odd.

4.1. The case $\beta = 0, \nu \geq 0$. We have explicit formulas in this case, since whenever $\operatorname{Re} \lambda > -1$, the substitution $(1 + \lambda)y = s$ and a contour deformation argument shows

$$G_{0,\nu}(\lambda) = \frac{\Gamma(\nu + 1)}{(1 + \lambda)^{\nu+1}}.$$

This case corresponds to removal of clusters in (1.10) at rate independent of size. When ν is an integer, equation (3.2) can be reduced to an ODE of some order by repeated differentiation. We comment on the connection to similar models in the literature in the Appendix A, but omit here the details. Values of $t > 0$ satisfying (3.9) correspond to solutions of

$$-\frac{\arg G_{0,\nu}(it)}{\nu + 1} = \arg(1 + it) = \tan^{-1} t = \omega_k := \frac{\pi}{2} \frac{1 + 4k}{1 + \nu},$$

where k must be an integer with $0 \leq 4k < \nu$. The transversality condition always holds with $\operatorname{sign} \operatorname{Re} \frac{d\lambda}{d\vartheta} < 0$ by (3.8). The largest ϑ corresponds to the smallest t and $k = 0$, yielding

$$(4.1) \quad t_0 = \tan \omega_0, \quad \theta_0 = \frac{\vartheta_0}{\Gamma(\nu + 1)} = \frac{\cos^{\nu+2} \omega_0}{\sin \omega_0}, \quad \kappa_0 = \cos^{\nu+1} \omega_0.$$

In summary, for $\beta = 0$ we find that whenever $\nu > 0$, a bifurcation from a stable state occurs at wave number κ_0 as θ decreases through the value in (4.1). However, no bifurcation occurs for $\nu = 0$. The values of θ_2 and κ_2 are in principle explicitly computable, but the expressions become quickly impractical. We note, though, that the identity (3.24) implies $\theta_2 = \kappa_2$ in this case $\beta = 0$. In particular, this implies that the values in both plots of Figure 4 below agree on the vertical axis.

4.2. Numerical bifurcation curves. In Figure 3, we plot the largest value of θ_0 corresponding to a solution of the bifurcation criteria (3.9) against the parameter β for various values of ν . The transversality condition (3.10) and nonresonance condition (3.20) are verified numerically in Appendix C (see Table 2 and Table 3). In Figure 4, we plot values of θ_2 and κ_2 from (3.24) to numerically determine the direction of bifurcation. The fact that $\theta_2 < 0$ indicates that $\theta < \theta_0$ along the bifurcating branch, so we expect a supercritical Hopf bifurcation with stable periodic solutions. The values of κ_2 are also negative, which shows that wavenumber decreases as amplitude increases along the branch.

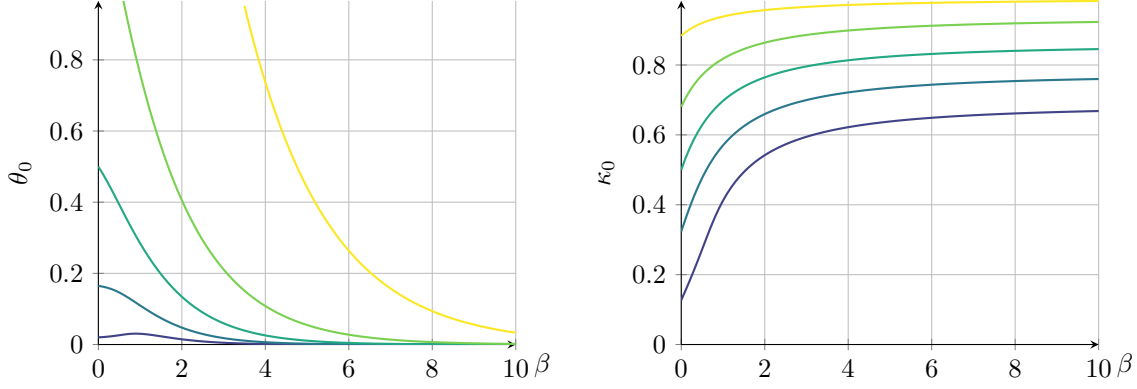


Fig. 3: θ_0 (left) and κ_0 (right) vs β for $\nu = \frac{1}{9}$ (—), $\frac{3}{7}$ (—), 1 (—), $\frac{7}{3}$ (—), and 9 (—).

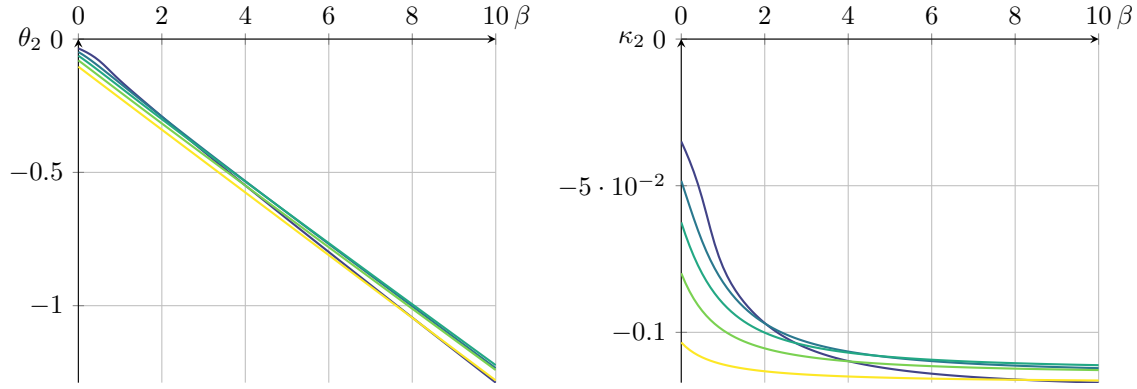


Fig. 4: θ_2 (left) and κ_2 (right) vs β for $\nu = \frac{1}{9}$ (—), $\frac{3}{7}$ (—), 1 (—), $\frac{7}{3}$ (—), and 9 (—).

4.3. The case $\beta > 0, \nu = 0$. First, we claim that no bifurcation occurs for any $\theta > 0$ if $0 < \beta \leq 1$ and $\nu = 0$. Note

$$H_{\beta,0}(t) := \operatorname{Re} G_{\beta,0}(it) = \frac{1}{2} \int_{-\infty}^{\infty} \exp\left(-\frac{|y|^{\beta+1}}{\beta+1} - ity\right) dy.$$

For $\beta = 1$ this is a Gaussian and it never vanishes. For $0 < \beta < 1$, the function $h_\beta(y) = \exp(-|y|^{\beta+1}/(\beta+1))$ is the characteristic function (Fourier transform) of a symmetric α -stable distribution from probability theory, with $\alpha = \beta + 1$, see [15, Sec. XVII.6]. Hence $H_{\beta,0}(t)$ is a positive multiple of this distribution's density, which can have no zeros due to its scaling invariance under convolution. Hence (3.9) cannot hold.

For $\beta > 1$, the inverse Fourier transform of h_β is known *not* to be a probability density, and this means $H_{\beta,0}(t)$ *must* cross zero for some t . Transverse crossings would then ensure bifurcation, since $\operatorname{Im} G_{\beta,0}(it) = -\int_0^\infty h_\beta(y) \sin(y) dy < 0$ due to the monotonic decrease of h_β .

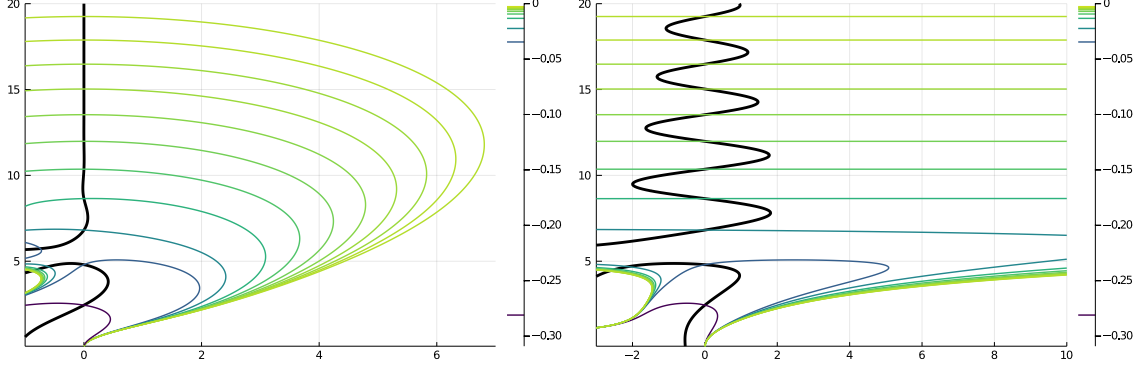


Fig. 5: Contours of $\text{Im } G(\lambda)/\lambda = 0$ (black) and $\text{Re } G(\lambda)/\lambda = -\vartheta_0$ for values ϑ_0 given in Table 1 (blue to lemon). (Left: unscaled. Right: real axis expanded to compensate the exponential factor in (4.2))

Odd $\beta > 1$. Strikingly, asymptotics suggests that *infinitely many* bifurcations occur for odd integers $\beta > 1$ in particular. For in this case, h_β is an entire function, and its Fourier transform $H_{\beta,0}(t) \rightarrow 0$ as $|t| \rightarrow \infty$ at a super-exponential rate. A standard saddle-point analysis (details omitted) indicates

$$(4.2) \quad H_{\beta,0}(t) \sim \sqrt{\frac{2\pi}{\beta}} t^{\frac{1-\beta}{2\beta}} \exp\left(t^{\frac{\beta+1}{\beta}} c_\beta\right) \cos\left(t^{\frac{\beta+1}{\beta}} s_\beta - \frac{\pi}{4} \frac{\beta-1}{\beta}\right) \quad \text{as } t \rightarrow \infty,$$

$$\text{where} \quad c_\beta = \frac{\beta}{\beta+1} \cos \frac{\pi}{2} \frac{\beta+1}{\beta} < 0, \quad s_\beta = \frac{\beta}{\beta+1} \sin \frac{\pi}{2} \frac{\beta+1}{\beta} > 0.$$

Furthermore $G_{\beta,0}(it) \sim 1/it$ as $t \rightarrow \infty$ (integrate (3.5) by parts). Hence, at the bifurcation points that approximate the zeros of (4.2), the bifurcation parameter θ and wave number in (3.11) satisfy

$$\vartheta = \theta^{\frac{1}{\beta+1}} G_{\beta,0}(0) \sim \frac{1}{t^2}, \quad \kappa \sim \frac{t^{-1}}{G_{\beta,0}(0)}.$$

In Figure 5 we observe that at successive bifurcation points, evidently eigenvalues cross the imaginary axis in opposite directions, according to (3.8). Numerics¹ (see column RELERR in Table 1) indicates that for $\beta = 3$, the approximation in (4.2) is reasonably good already for the first zero, where $\text{Re } \frac{d\lambda}{d\vartheta} < 0$ by (3.16).

Thus as θ decreases through the largest bifurcation point, one pair of eigenvalues emerges into the right half plane and the stable constant state becomes unstable. Decreasing across the next bifurcation point, some pair of eigenvalues must cross back into the left half plane, and it must be the same pair. So the constant state alternates stability between successive bifurcation points.

For small θ the instabilities are extremely weak, however. The unstable eigenvalue becomes super-exponentially close to the imaginary axis since $|G'(\lambda)|$ decays only algebraically. Thus for small θ the constant state becomes essentially neutrally stable.

¹The integrals $G(\lambda)$ and roots are computed in Julia [7] using the QuadGK [20] and Roots package.

index	ϑ_0	θ_0	κ_0	θ_2	κ_2	$\text{Re } \hat{g}_1(1)$	$ \hat{L}(2) $	RELErr
1	2.810^{-1}	2.310^{-3}	5.353^{-1}	-4.355^{-1}	-1.089^{-1}	7.611^1	2.947^0	1.461^{-2}
2	3.456^{-2}	5.284^{-7}	1.293^{-1}	-2.702^{-1}	-6.755^{-2}	-7.282^2	1.091^0	2.729^{-3}
3	2.236^{-2}	9.259^{-8}	1.189^{-1}	-3.414^{-1}	-8.535^{-2}	9.813^2	1.576^0	1.106^{-3}
4	1.326^{-2}	1.143^{-8}	8.942^{-2}	-3.314^{-1}	-8.284^{-2}	-6.708^2	1.482^0	5.941^{-4}
5	9.327^{-3}	2.803^{-9}	7.538^{-2}	-3.335^{-1}	-8.339^{-2}	3.240^2	1.502^0	3.700^{-4}
6	6.962^{-3}	8.700^{-10}	6.507^{-2}	-3.332^{-1}	-8.330^{-2}	-1.266^2	1.499^0	2.524^{-4}
7	5.459^{-3}	3.288^{-10}	5.763^{-2}	-3.333^{-1}	-8.333^{-2}	4.292^1	1.500^0	1.831^{-4}
8	4.427^{-3}	1.422^{-10}	5.190^{-2}	-3.333^{-1}	-8.333^{-2}	-1.313^1	1.500^0	1.388^{-4}
9	3.683^{-3}	6.818^{-11}	4.735^{-2}	-3.333^{-1}	-8.333^{-2}	3.718^0	1.500^0	1.089^{-4}
10	3.127^{-3}	3.542^{-11}	4.362^{-2}	-3.333^{-1}	-8.333^{-2}	-9.911^{-1}	1.500^0	8.766^{-5}
11	2.698^{-3}	1.962^{-11}	4.052^{-2}	-3.333^{-1}	-8.333^{-2}	2.517^{-1}	1.500^0	7.209^{-5}

Table 1: Numerical values of the first 11 roots of $H_{3,0}(t)$, the transversal crossing condition (3.16), the nonresonance condition (3.20) and relative error to approximate solution from (4.2).

Since Table 1 indicates $\theta_2 < 0$ in (3.24) in every case, our study of the direction of bifurcation in section 3.3 indicates that a branch of periodic solutions emerges for θ *below* each bifurcation point θ_0 . We expect that the emerging periodic solutions alternate between stable and unstable, corresponding to the stability of the constant flux solution just *above* θ_0 .

Regarding what may happen to bifurcating solutions in the large we have no firm information. One relatively simple possibility is that, as θ decreases, each bifurcating branch reconnects with the next branch, but only after folding over at some lower value of θ and changing its stability.

Other $\beta > 0$ not odd. It is possible to show that some eigenvalue crossing must always occur when $\beta \in (4k + 1, 4k + 3)$ for some $k \in \mathbb{N}_0$. For in this case we can study the asymptotics of large roots of equation (3.6), and show the constant flux solution becomes unstable as $\theta \rightarrow 0$. From Section 3.1 we know it is stable for large θ , so some eigenvalue must cross the imaginary axis.

We approximate $G(\lambda) = G_{\beta,0}(\lambda)$ as $|\lambda| \rightarrow \infty$ with $\text{Re}(\lambda) \geq 0$ by integrating by parts to get

$$(4.3) \quad G(\lambda) = \frac{1}{\lambda} - \frac{1}{\lambda} \int_0^\infty \exp\left(-\frac{y^{\beta+1}}{\beta+1}\right) e^{-\lambda y} y^\beta dy = \frac{1}{\lambda} + O\left(\frac{1}{|\lambda|^{2+\beta}}\right).$$

Thanks to the first exponential factor in the integrand, this expansion is valid for any $\beta \geq 0$ in the region $\text{Re}(\lambda) \geq -1 + \delta$ for any $\delta > 0$. We obtain the leading order approximation

$$(4.4) \quad \vartheta\lambda + \frac{1}{\lambda} = 0, \quad \text{hence} \quad \lambda \simeq \pm \frac{i}{\sqrt{\vartheta}} \quad \text{as} \quad \vartheta \rightarrow 0.$$

In order to check the stability of these roots, we need to compute the next order of $G(\lambda)$ in (4.3). By a change of variables $z = \lambda y$ and using a contour deformation for large values of z to keep the contour in the region with $\text{Re}(z) \geq 0$, we get

$$\int_0^\infty \exp\left(-\frac{y^{\beta+1}}{\beta+1}\right) e^{-\lambda y} y^\beta dy = \frac{1}{\lambda^{1+\beta}} \int_{\frac{\lambda}{|\lambda|}\mathbb{R}} \exp\left(-\frac{z^{\beta+1}}{(\beta+1)\lambda^{1+\beta}}\right) e^{-z} z^\beta dz$$

$$\simeq \frac{1}{\lambda^{1+\beta}} \int_0^\infty e^{-z} z^\beta dz = \frac{\Gamma(\beta+1)}{\lambda^{1+\beta}} \quad \text{as } |\lambda| \rightarrow \infty.$$

This is valid for any $\beta \geq 0$ in the region $\text{Re}(\lambda) \geq -1 + \delta$ for $\delta > 0$. Hence from (4.3), we get the asymptotics $G(\lambda) \simeq \lambda^{-1} - \Gamma(\beta+1)\lambda^{-(\beta+2)}$ for $|\lambda| \gg 1$. Here, the branch of the analytic function is chosen by extending analytically such that $1^{2+\beta} = 1$. We then approximate equation (3.6) as

$$(4.5) \quad \vartheta \lambda^2 + 1 - \frac{\Gamma(\beta+1)}{\lambda^{1+\beta}} \simeq 0.$$

We consider the approximation of the root with positive imaginary part in (4.4). By dividing (4.5) by ϑ and taking the square root, we get

$$\lambda = \frac{i}{\sqrt{\vartheta}} \left(1 + \frac{\Gamma(\beta+1)}{\lambda^{1+\beta}} \right)^{\frac{1}{2}} \simeq \frac{i}{\sqrt{\vartheta}} \left(1 - \frac{\Gamma(\beta+1)}{2\lambda^{1+\beta}} \right) \quad \text{for } |\lambda| \gg 1.$$

With the leading approximation of λ from (4.4), we obtain

$$(4.6) \quad \lambda \simeq \frac{i}{\sqrt{\vartheta}} \left(1 - \frac{\Gamma(\beta+1) \vartheta^{\frac{1+\beta}{2}}}{2} \exp\left(-\frac{i\pi(\beta+1)}{2}\right) \right) \quad \text{as } \vartheta \rightarrow 0,$$

where we used $i^{1+\beta} = e^{\frac{i\pi(\beta+1)}{2}}$. For $\beta = 0$, we obtain $\text{Re}(\lambda) \simeq -\frac{1}{2}$, consistent with the result from Section 4.1 that the constant flux state is linearly stable. Regarding the general case, we find

$$(4.7) \quad \text{sign}(\text{Re}(\lambda)) \simeq -\text{sign}\left(\sin\left(\frac{\pi(\beta+1)}{2}\right)\right) \quad \text{as } \vartheta \rightarrow 0.$$

Thus we obtain linear instability for $\beta \in (4k+1, 4k+3)$ with $k \in \mathbb{N}_0$, as mentioned above. In case $\beta \in (4k-1, 4k+1)$ for $k \in \mathbb{N}_0$, we have $\text{Re}(\lambda) < 0$ for a root of (3.6) satisfying (4.6), but we do not know about other roots. Nevertheless, this analysis suggests that in the limit $\vartheta \rightarrow 0$, the constant flux state changes its stability as β passes an odd integer, which is exactly when the system shows infinitely many bifurcations as discussed in Section 4.3.

The case $\beta \geq 0$ not odd and $\nu \ll 1$. We close this section by indicating that an analysis is possible for the case $\beta \geq 0$ not odd with $\nu \ll 1$ but positive. In Appendix D, we arrive, consistent with (4.4), at the approximation of the root λ of (3.6) with positive imaginary real part to second order as

$$\lambda \simeq \left(\frac{\Gamma(\nu+1)}{\vartheta} \right)^{\frac{1}{\nu+2}} (i + \lambda_2) \quad \text{as } \vartheta \rightarrow 0,$$

with $\lambda_2 = O(\vartheta^{\frac{\beta+1}{\nu+2}})$. The real part of λ_2 determines the stability of the stationary solution. Approximating λ_2 in the limit $\nu \rightarrow 0$, we find

$$(4.8) \quad \text{Re}(\lambda_2) \simeq \frac{\pi\nu}{4} - \frac{\Gamma(\beta+1)}{2} \vartheta^{\frac{\beta+1}{\nu+2}} \sin\left(\frac{\pi(\beta+1)}{2}\right) \quad \text{as } \nu \rightarrow 0.$$

First, for $\nu = 0$, we recover the stability condition (4.7). Next, for $\nu > 0$, the stationary solution becomes unstable as soon as ϑ is small enough and oscillatory behavior can be expected, in accordance to the asymptotics from Section 3.3. Finally, we obtain a curve of stability with ν depending on ϑ if $\sin\left(\frac{\pi(\beta+1)}{2}\right) > 0$, that is $\beta \in (4k-1, 4k+1)$ for some $k \in \mathbb{N}_0$.

Appendix A. Moment models. In [17, p. 293ff] a model is suggested for the distribution of diameter sizes of supercritical particles in the presence of homogeneous and heterogeneous nucleation

having similarities to the limit model in Section 1.3. Homogeneous nucleation is modeled using an Arrhenius law, and specific power laws for the particle growth and the particle removal are assumed. In [17, (10.46)] constant growth of this diameter is assumed, which translates for our coefficients (1.7) to the case $\alpha = 2/3$. Part of the analysis of this case can also be found in [31].

For this choice of the coefficients, the limit model after the rescalings, but written in the original variables (cf. (2.11), (2.12)) becomes

$$(A.1) \quad \partial_t f(y, t) + \partial_y (y^{\frac{2}{3}} f(y, t)) = -r y^b f(y, t),$$

$$(A.2) \quad y^{\frac{2}{3}} f(y, t) \simeq e^u \text{ as } y \rightarrow 0^+.$$

Following [31], the authors use three moments, denoted as N , A , R which are the number of clusters, the area and the radius, respectively. In our notation these moments are

$$N = \int_0^\infty f(y, t) dy, \quad A = \int_0^\infty y^{\frac{2}{3}} f(y, t) dy, \quad R = \int_0^\infty y^{\frac{1}{3}} f(y, t) dy.$$

It is then possible to calculate the evolution equations for these moments, which we have to complement with the equation for the monomer concentration

$$\partial_t u = 1 - \int_0^\infty y^{\frac{2}{3}} f(y, t) dy = 1 - A.$$

In order to obtain a closed system of ODEs we need to make the removal term precise. In [17], it is assumed that $r = 0$, which gives the following system for the moments:

$$\partial_t N = e^u, \quad \partial_t A = \frac{2}{3} R, \quad \partial_t R = \frac{1}{3} N, \quad \partial_t u = 1 - A.$$

This is a system which is not able to generate oscillations, since the moments just grow in time.

In [31] a removal mechanism is suggested that eliminates clusters with a mean life time τ , which is equivalent to choosing $b = 0$ and $r = \frac{1}{\tau}$ in (A.1). With this choice, the ODEs for the moments take the form

$$\partial_t N = e^u - r N, \quad \partial_t A = \frac{2}{3} R - r A, \quad \partial_t R = \frac{1}{3} N - r R, \quad \partial_t u = 1 - A.$$

This ODE system derived from (A.1) and (A.2) is almost the same as the system considered in [31] with only two minor differences: First, in [31] there is a term associated to the flux of area and radius at the critical radius present. In our model a similar term is shown to be negligible in the limit that we consider (see (2.19)). Second, for the flux of clusters, as denoted in [17] by I , the full Arrhenius formula is used, whereas we obtain the exponential approximation (2.13) leading to the boundary condition (A.2).

Appendix B. Time scale for the quasistationary approximation. In this section we are going to argue that solutions $\{n_k\}$ to the Becker-Döring equations (1.9), (1.10) with fluxes (1.6) and coefficients (1.7) stabilize to a quasistationary distribution for values of k of the order of the critical radius. Given that the critical radius rescales like $k_{\text{crit}} = (q/\varepsilon)^{\frac{1}{\gamma}}$ we expect this stabilization time to be an algebraic function of ε^{-1} .

We expect that the concentration of monomers n_1 changes on a time scale which is exponentially large in ε and that $n_1 \simeq \bar{n}_1 = 1 + \varepsilon \simeq 1$ during the whole evolution. Since the removal term r

becomes in the variable $\theta = TR^b r$ and the scaling (2.15) from Section 2.4 exponentially small in ε , we need to estimate the characteristic time scale for the stabilization to the stationary solution of

$$(B.1) \quad \partial_t n_k = (a_{k-1} \bar{n}_1 n_{k-1} - b_k n_k) - (a_k \bar{n}_1 n_k - b_{k+1} n_{k+1}), \quad k \geq 2$$

Given that the solutions of (B.1) satisfy a comparison principle, it is enough to estimate the time scale of convergence to the steady state of the solutions for initial values that are a constant, either positive or zero. Using (1.7), approximating n_k by a differentiable function $n(k, t)$ and replacing differences by continuous derivatives we obtain an initial-boundary value problem,

$$(B.2) \quad \partial_t n(k, t) = -\partial_k (k^\alpha (\varepsilon - qk^{-\gamma}) n(k, t)) + \partial_k^2 (k^\alpha (1 + qk^{-\gamma}) n(k, t)), \quad k \geq 1,$$

$$(B.3) \quad n(1, t) = 1.$$

This approximation will not yield an accurate quantitative approximation of solutions of (B.1), but it suffices to estimate the characteristic time scale for stabilization to a steady state. (See [38, 11] for similar approximations of the Becker–Döring system.) For that we must decompose the process into several stages.

For initial data $n(k, 0) = 0$, the first stage in the build-up of the stationary solution is the stabilization of the region where k is of order one. If k is bounded we can approximate (B.2) by

$$(B.4) \quad \partial_t n(k, t) = \partial_k (qk^{\alpha-\gamma} n(k, t)) + \partial_k^2 (k^\alpha (1 + qk^{-\gamma}) n(k, t)), \quad k > 1.$$

Solutions of (B.4), (B.3) with zero initial data stabilize, satisfying

$$(B.5) \quad n(k, t) \simeq n_s(k) \quad \text{for } t \gg 1$$

with

$$(B.6) \quad n_s(k) = \frac{\exp\left(-\int_1^k \frac{q}{\xi^{\gamma+q}} d\xi\right)}{k^\alpha \left(1 + \frac{q}{k^\gamma}\right)} \simeq \frac{1}{k^\alpha} \exp\left(-\frac{q}{1-\gamma} k^{1-\gamma} (1 + o(1))\right) \quad \text{for } k \gg 1.$$

If $n(k, 0) = C > 0$ there is a transient evolution (algebraically slow in ε) before we obtain (B.5). To describe this we recall k_{crit} from (1.15) and introduce

$$(B.7) \quad k = k_{\text{crit}} x, \quad n(k, t) = f(x, s), \quad t = \frac{1}{\varepsilon} \left(\frac{\varepsilon}{q}\right)^{\frac{\alpha}{\gamma}-1} s.$$

With $\delta = q^{-\frac{1}{\gamma}} \varepsilon^{\frac{1-\gamma}{\gamma}}$ equation (B.2) becomes

$$(B.8) \quad \partial_s f(x, s) = \delta \partial_x^2 (x^\alpha (1 + \varepsilon x^{-\gamma}) f(x, s)) - \partial_x (x^\alpha (1 - x^{-\gamma}) f(x, s)), \quad x > k_{\text{crit}}^{-1},$$

with boundary conditions, due to (B.3),

$$(B.9) \quad f(k_{\text{crit}}^{-1}, s) = 1, \quad s > 0,$$

and initial conditions

$$(B.10) \quad f(x, 0) = C, \quad x > k_{\text{crit}}^{-1}.$$

For $x \in (0, 1)$ we can approximate (B.8)–(B.10) by

$$(B.11) \quad \partial_s f(x, s) = -\partial_x (x^\alpha (1 - x^{-\gamma}) f(x, s)).$$

For (B.11) the term $x^\alpha (1 - \frac{1}{x^\gamma}) f(x, s)$ is constant along characteristics. That is, suppose that we denote by $X(\xi, s; x)$ the unique solution of

$$\frac{\partial X}{\partial \xi} = X^\alpha (1 - X^{-\gamma}) \quad \text{for } 0 \leq \xi \leq s, \quad X(s, s; x) = x \in (0, 1),$$

then

$$x^\alpha (1 - x^{-\gamma}) f(x, s) = X(0, s; x)^\alpha (1 - X(0, s; x)^{-\gamma}) C.$$

It is easily seen that $X(0, s; x) \rightarrow 1$ as $s \rightarrow \infty$ and therefore

$$(B.12) \quad \lim_{s \rightarrow \infty} \sup_{x \in (0, b)} (x^{\alpha-\gamma} f(x, s)) = 0 \quad \text{for any } b \in (0, 1).$$

Formula (B.12) holds for the solutions of (B.11). In the case of the solutions of the parabolic equation (B.8) we can only expect to have for some $a > 0$

$$(B.13) \quad x^{\alpha-\gamma} f(x, s) = O(e^{-as}) \quad \text{as } s \rightarrow \infty \quad \text{for } k \gg 1, x \ll 1.$$

Using (B.7) it follows that in times t algebraic in ε^{-1} we have that $n(k, t)$ is small if k is large. In particular notice that $n(k, t)$ is small if $s \gg 1$ and x is of order one, i.e. k of order $\varepsilon^{-1/\gamma}$.

In order to describe $n(k, t)$ for k of order one we use (B.4), which must be solved, due to (B.13) assuming that $k^{\alpha-\gamma} n(k, t) \rightarrow 0$ for $k \gg 1$ (and $x \ll 1$) and t sufficiently large (algebraic), say of order $\varepsilon^{\frac{\alpha}{\gamma}-2}$. The solutions of (B.3), (B.4) with this condition approach, after the first transient state in an additional time t of order one, to $n_s(k)$ in (B.6). In particular, (B.5), (B.6) hold after this transient regime.

We now describe how $n(k, t)$ evolves towards a steady state for $k \simeq k_{\text{crit}}$. We use the WKB method and define $S(x, s)$ via

$$(B.14) \quad f(x, s) = \exp(\delta^{-1} S(x, s)).$$

Plugging (B.14) into (B.8) we obtain to leading order the Hamilton-Jacobi equation

$$(B.15) \quad \frac{\partial S}{\partial s} = x^\alpha \left(\frac{\partial S}{\partial x} \right)^2 - x^\alpha \left(1 - \frac{1}{x^\gamma} \right) \frac{\partial S}{\partial x}.$$

The asymptotic formulas (B.5), (B.6) yield the matching condition

$$(B.16) \quad S(x, s) \simeq -\frac{x^{1-\gamma}}{1-\gamma}, \quad \text{as } x \rightarrow 0^+.$$

Equation (B.15) defines, with $p = \frac{\partial S}{\partial x}$, the Hamiltonian system

$$(B.17) \quad \frac{dx}{ds} = \frac{\partial H}{\partial p}, \quad \frac{dp}{ds} = -\frac{\partial H}{\partial x} \quad \text{with} \quad H = -x^\alpha p^2 + x^\alpha (1 - x^{-\gamma}) p.$$

Then, equation (B.15) yields that along characteristics we have

$$(B.18) \quad \frac{dS}{ds} = -x^\alpha p^2.$$

We normalize by subtracting from s the time required to build the asymptotics (B.5) and obtain from (B.16) that

$$(B.19) \quad p \simeq -x^{-\gamma} \quad \text{as } s \rightarrow 0 \text{ and } x \rightarrow 0.$$

From (B.16) we deduce that $\frac{\partial S}{\partial s} = 0$ as $x \rightarrow 0$ and hence the trajectories lie in the level set $\{H = 0\}$. Consequently, the characteristics starting at the line $x = 0$ satisfy $-x^\alpha p^2 + x^\alpha(1 - x^{-\gamma})p = 0$ such that along characteristics $p = (1 - x^{-\gamma})$ and

$$\frac{dx}{ds} = x^\alpha(1 - x^{-\gamma}) - 2x^\alpha p = -x^\alpha(1 - x^{-\gamma}) = -x^\alpha p.$$

Using (B.18) we obtain $\frac{dS}{dx} = \frac{x^\alpha p^2}{x^\alpha p} = p = 1 - x^{-\gamma}$ and as a consequence

$$(B.20) \quad S(x, \infty) = -\frac{x^{1-\gamma}}{1-\gamma} + x, \quad 0 < x < 1.$$

The characteristics approach asymptotically to $(x, p) = (1, 0)$ as $s \rightarrow \infty$.

It remains to estimate the time scale for the solution to overcome the point $x = 1$. The characteristics arrive to $x = 1$ in times s of order one, which means in algebraic times in the original variable t . In the region $x \simeq 1$ we need to use again the full diffusion equation. In order to understand the behavior of $n(k, t)$ near k_{crit} we introduce a new variable $y = k_{\text{crit}}^{-\frac{\gamma+1}{2}}(k - k_{\text{crit}})$. The characteristics arrive to some $k = k_{\text{crit}} - L(k_{\text{crit}})^{\frac{\gamma+1}{2}}$ with L large in times bounded algebraically in the variable t . It is important to take into account that $k_{\text{crit}}^{\frac{\gamma+1}{2}} \ll k_{\text{crit}}$, because due to this, the region where we use this approximation is a small layer compared with the region described by the critical radius size. The Hamilton-Jacobi approximation is valid as long as $|y| \gg 1$ (with $y < 0$).

Linearizing in (B.2) and writing $N(y, t) = n(k, t)$ we obtain the approximation

$$(B.21) \quad \partial_t N(y, t) = k_{\text{crit}}^{\alpha-\gamma-1} \left(\partial_y^2 N(y, t) - \gamma q \partial_y (y N(y, t)) \right)$$

Using (B.14), (B.20) we obtain

$$f(x, s) = \exp\left(\frac{1}{\delta} S(x, s)\right) \simeq e^{-\frac{\gamma}{(1-\gamma)\delta}} \exp\left(\frac{\gamma}{2\delta} (x-1)^2\right) \quad \text{for } s \gg 1$$

and the following asymptotics in the region $y < 0$, $|y| \gg 1$:

$$(B.22) \quad N(y, t) = f(x, s) \simeq e^{-\frac{\gamma}{(1-\gamma)\delta}} \exp\left(\frac{\gamma}{2\delta} (x-1)^2\right) = e^{-\frac{\gamma}{(1-\gamma)\delta}} \exp\left(\frac{\gamma q}{2} y^2\right).$$

We can expect that the solution to (B.21), (B.22) stabilizes to a steady state on a time scale that is still algebraic in ε^{-1} . Given that the initial datum is bounded, it is natural to expect that the steady state stabilizes to a bounded steady state. That is we solve $\partial_y N_s(y) - \gamma q y N_s(y) = -J$ which gives

$$(B.23) \quad N_s(y) = J \exp\left(\frac{\gamma q}{2} y^2\right) \int_y^\infty \exp\left(-\frac{\gamma q}{2} \xi^2\right) d\xi.$$

We have

$$N_s(y) \simeq J \exp\left(\frac{\gamma q}{2} y^2\right) \int_{-\infty}^{\infty} \exp\left(-\frac{\gamma q}{2} \xi^2\right) d\xi \simeq \sqrt{\frac{2\pi}{\gamma q}} J \exp\left(\frac{\gamma q}{2} y^2\right) \quad \text{as } y \rightarrow -\infty.$$

Then, the matching condition (B.22) implies $J = \sqrt{\frac{\gamma q}{2\pi}} e^{-\frac{\gamma}{(1-\gamma)\delta}}$.

Finally, we can now obtain the propagation of the solution towards the region $y \gg 1$ (and also $x > 1$). We have, due to (B.23), that $N_s(y) \simeq \frac{J}{\gamma q y}$ as $y \rightarrow \infty$. In this region ($x > 1$) due to the absence of exponential terms in the solution, we can transport the solution by characteristics, using (B.11) for $x > 1$. The problem describing the evolution of the concentration of clusters with $x > 1$ is:

$$\begin{aligned} \partial_s f(x, s) &= -\partial_x (x^\alpha (1 - x^{-\gamma}) f(x, s)), \quad x > 1, \\ f(x, s) &\simeq \frac{J}{\gamma q} \left(\frac{\varepsilon}{q}\right)^{\frac{1-\gamma}{2\gamma}} \frac{1}{(x-1)} \quad \text{as } x \rightarrow 1^+. \end{aligned}$$

The speed of the characteristics is of order one in s , hence the stabilization to the equilibrium distribution takes place also in algebraic times in the variable t .

Appendix C. Numerical verification of transversality and non-resonance conditions.

β	$\nu=\frac{1}{9}$	$\nu=\frac{1}{4}$	$\nu=\frac{3}{7}$	$\nu=\frac{2}{3}$	$\nu=1$	$\nu=\frac{3}{2}$	$\nu=\frac{7}{3}$	$\nu=4$	$\nu=9$
0	1.012 ⁰	9.625 ⁻¹	8.522 ⁻¹	6.917 ⁻¹	5.000 ⁻¹	3.041 ⁻¹	1.373 ⁻¹	3.229 ⁻²	7.794 ⁻⁴
0.5	1.875 ⁰	2.290 ⁰	2.213 ⁰	1.883 ⁰	1.444 ⁰	9.812 ⁻¹	5.552 ⁻¹	2.180 ⁻¹	2.696 ⁻²
1	5.135 ⁰	5.296 ⁰	4.683 ⁰	3.826 ⁰	2.917 ⁰	2.049 ⁰	1.275 ⁰	6.355 ⁻¹	1.743 ⁻¹
1.5	1.132 ¹	1.013 ¹	8.449 ⁰	6.699 ⁰	5.054 ⁰	3.588 ⁰	2.339 ⁰	1.328 ⁰	5.794 ⁻¹
2	2.098 ¹	1.761 ¹	1.415 ¹	1.095 ¹	8.149 ⁰	5.778 ⁰	3.847 ⁰	2.357 ⁰	1.385 ⁰
2.5	3.640 ¹	2.933 ¹	2.288 ¹	1.731 ¹	1.266 ¹	8.895 ⁰	5.960 ⁰	3.820 ⁰	2.748 ⁰
3	6.138 ¹	4.786 ¹	3.633 ¹	2.685 ¹	1.925 ¹	1.334 ¹	8.913 ⁰	5.858 ⁰	4.861 ⁰
3.5	1.021 ²	7.729 ¹	5.714 ¹	4.122 ¹	2.894 ¹	1.970 ¹	1.303 ¹	8.669 ⁰	7.974 ⁰
4	1.688 ²	1.241 ²	8.941 ¹	6.293 ¹	4.316 ¹	2.879 ¹	1.878 ¹	1.252 ¹	1.242 ¹
4.5	2.780 ²	1.989 ²	1.395 ²	9.576 ¹	6.410 ¹	4.181 ¹	2.679 ¹	1.779 ¹	1.862 ¹
5	4.573 ²	3.184 ²	2.175 ²	1.454 ²	9.494 ¹	6.047 ¹	3.795 ¹	2.495 ¹	2.717 ¹
5.5	7.522 ²	5.095 ²	3.389 ²	2.208 ²	1.404 ²	8.720 ¹	5.351 ¹	3.470 ¹	3.883 ¹
6	1.238 ³	8.158 ²	5.283 ²	3.350 ²	2.075 ²	1.255 ²	7.518 ¹	4.793 ¹	5.460 ¹
6.5	2.039 ³	1.307 ³	8.239 ²	5.085 ²	3.065 ²	1.805 ²	1.054 ²	6.586 ¹	7.580 ¹
7	3.361 ³	2.097 ³	1.286 ³	7.722 ²	4.527 ²	2.593 ²	1.474 ²	9.015 ¹	1.042 ²
7.5	5.547 ³	3.366 ³	2.009 ³	1.173 ³	6.690 ²	3.725 ²	2.060 ²	1.230 ²	1.420 ²
8	9.166 ³	5.411 ³	3.141 ³	1.784 ³	9.889 ²	5.351 ²	2.876 ²	1.675 ²	1.923 ²
8.5	1.516 ⁴	8.708 ³	4.916 ³	2.716 ³	1.463 ³	7.687 ²	4.012 ²	2.276 ²	2.589 ²
9	2.512 ⁴	1.403 ⁴	7.703 ³	4.137 ³	2.164 ³	1.104 ³	5.596 ²	3.088 ²	3.471 ²
9.5	4.165 ⁴	2.262 ⁴	1.208 ⁴	6.306 ³	3.205 ³	1.587 ³	7.804 ²	4.184 ²	4.634 ²
10	6.914 ⁴	3.652 ⁴	1.896 ⁴	9.620 ³	4.748 ³	2.282 ³	1.088 ³	5.665 ²	6.168 ²

Table 2: Numerical verification of the transversality condition (3.10) with values of $\text{Re } \hat{g}_1(1)$.

β	$\nu=\frac{1}{9}$	$\nu=\frac{1}{4}$	$\nu=\frac{3}{7}$	$\nu=\frac{2}{3}$	$\nu=1$	$\nu=\frac{3}{2}$	$\nu=\frac{7}{3}$	$\nu=4$	$\nu=9$
0	1.433 ⁰	1.336 ⁰	1.208 ⁰	1.046 ⁰	8.485 ⁻¹	6.183 ⁻¹	3.659 ⁻¹	1.307 ⁻¹	6.593 ⁻³
0.5	1.675 ⁰	1.751 ⁰	1.755 ⁰	1.698 ⁰	1.579 ⁰	1.385 ⁰	1.096 ⁰	6.846 ⁻¹	1.812 ⁻¹
1	2.068 ⁰	2.210 ⁰	2.276 ⁰	2.285 ⁰	2.236 ⁰	2.116 ⁰	1.902 ⁰	1.545 ⁰	9.226 ⁻¹
1.5	2.450 ⁰	2.606 ⁰	2.706 ⁰	2.759 ⁰	2.765 ⁰	2.721 ⁰	2.625 ⁰	2.481 ⁰	2.402 ⁰
2	2.753 ⁰	2.922 ⁰	3.045 ⁰	3.127 ⁰	3.176 ⁰	3.199 ⁰	3.226 ⁰	3.366 ⁰	4.487 ⁰
2.5	2.992 ⁰	3.172 ⁰	3.309 ⁰	3.412 ⁰	3.493 ⁰	3.574 ⁰	3.716 ⁰	4.155 ⁰	6.945 ⁰
3	3.183 ⁰	3.369 ⁰	3.515 ⁰	3.633 ⁰	3.740 ⁰	3.870 ⁰	4.114 ⁰	4.840 ⁰	9.572 ⁰
3.5	3.336 ⁰	3.525 ⁰	3.677 ⁰	3.807 ⁰	3.935 ⁰	4.105 ⁰	4.438 ⁰	5.427 ⁰	1.222 ¹
4	3.459 ⁰	3.650 ⁰	3.807 ⁰	3.946 ⁰	4.091 ⁰	4.294 ⁰	4.704 ⁰	5.931 ⁰	1.480 ¹
4.5	3.560 ⁰	3.752 ⁰	3.912 ⁰	4.058 ⁰	4.217 ⁰	4.449 ⁰	4.924 ⁰	6.362 ⁰	1.726 ¹
5	3.642 ⁰	3.835 ⁰	3.998 ⁰	4.149 ⁰	4.320 ⁰	4.576 ⁰	5.107 ⁰	6.733 ⁰	1.956 ¹
5.5	3.711 ⁰	3.904 ⁰	4.069 ⁰	4.225 ⁰	4.405 ⁰	4.682 ⁰	5.262 ⁰	7.053 ⁰	2.170 ¹
6	3.768 ⁰	3.961 ⁰	4.128 ⁰	4.289 ⁰	4.477 ⁰	4.771 ⁰	5.394 ⁰	7.330 ⁰	2.368 ¹
6.5	3.817 ⁰	4.010 ⁰	4.178 ⁰	4.342 ⁰	4.538 ⁰	4.847 ⁰	5.506 ⁰	7.572 ⁰	2.551 ¹
7	3.858 ⁰	4.051 ⁰	4.221 ⁰	4.387 ⁰	4.589 ⁰	4.912 ⁰	5.603 ⁰	7.784 ⁰	2.719 ¹
7.5	3.893 ⁰	4.087 ⁰	4.257 ⁰	4.426 ⁰	4.634 ⁰	4.968 ⁰	5.688 ⁰	7.971 ⁰	2.873 ¹
8	3.924 ⁰	4.118 ⁰	4.289 ⁰	4.460 ⁰	4.672 ⁰	5.016 ⁰	5.761 ⁰	8.136 ⁰	3.015 ¹
8.5	3.951 ⁰	4.144 ⁰	4.316 ⁰	4.489 ⁰	4.705 ⁰	5.058 ⁰	5.825 ⁰	8.282 ⁰	3.145 ¹
9	3.974 ⁰	4.168 ⁰	4.340 ⁰	4.515 ⁰	4.735 ⁰	5.095 ⁰	5.882 ⁰	8.413 ⁰	3.265 ¹
9.5	3.995 ⁰	4.188 ⁰	4.361 ⁰	4.538 ⁰	4.761 ⁰	5.128 ⁰	5.933 ⁰	8.529 ⁰	3.375 ¹
10	4.013 ⁰	4.207 ⁰	4.380 ⁰	4.558 ⁰	4.783 ⁰	5.157 ⁰	5.978 ⁰	8.634 ⁰	3.477 ¹

Table 3: Numerical verification of the nonresonance condition (3.20) with values of $|\hat{L}(2)|$.**Appendix D. The case $\nu \ll 1$ and $\beta \geq 0$.**

It is interesting to examine this regime, given that for each $\nu > 0$ we expect a Hopf bifurcation but this is lost when $\nu = 0$ for $\beta \in (0, 1]$ as discussed in Section 4.3. We examine first the roots yielding the Hopf bifurcation, but it is also of interest to study the limits $\nu \rightarrow 0$ and also $\theta \rightarrow 0$, since this could yield bifurcations with very large period and result in some interesting limiting behavior.

The starting point is the eigenvalue equation (3.6), which we repeat here as

$$(D.1) \quad \vartheta \lambda + G_{\beta, \nu}(\lambda) = 0, \quad \text{where} \quad \vartheta = \theta^{\frac{1}{\beta+1}} G_{\beta, \nu}(0),$$

where we the function $G_{\beta, \nu}(\lambda)$ takes with the substitution $\xi = \lambda z$ the form

$$(D.2) \quad G_{\beta, \nu}(\lambda) = \int_0^\infty y^\nu \exp\left(-\frac{z^{\beta+1}}{\beta+1}\right) e^{-\lambda z} dz = \frac{1}{\lambda^{\nu+1}} \int_0^\infty \xi^\nu \exp\left(-\frac{\xi^{\beta+1}}{(\beta+1)\lambda^{\beta+1}}\right) e^{-\xi} d\xi.$$

We note that $G_{\beta, \nu}(0) = (1+\beta)^{-\frac{\beta-\nu}{1+\beta}} \Gamma\left(\frac{1+\nu}{1+\beta}\right) > 0$ and the specific value is not of importance in the following. We examine the position of the roots of (D.1) as $\vartheta \rightarrow 0$. To this end, we compute the asymptotics of $G_{\beta, \nu}(\lambda)$ as $|\lambda| \rightarrow \infty$ and obtain

$$(D.3) \quad G_{\beta, \nu}(\lambda) \simeq \frac{1}{\lambda^{\nu+1}} \int_0^\infty \xi^\nu e^{-\xi} d\xi = \frac{\Gamma(\nu+1)}{\lambda^{\nu+1}} \quad \text{as } |\lambda| \rightarrow \infty,$$

which hold true in the region $\text{Re}(\lambda) > -1$. With (D.3), we approximate the eigenvalue equation (D.1) for λ as

$$(D.4) \quad \vartheta \lambda \simeq -\frac{\Gamma(\nu+1)}{\lambda^{\nu+1}} \quad \text{as } |\lambda| \rightarrow \infty.$$

Hence, we obtain the approximation $\vartheta \lambda^{\nu+2} = -\Gamma(\nu+1)$ as $\vartheta \rightarrow 0$, which gives the approximation of the roots of (D.1) as

$$(D.5) \quad \lambda \simeq \frac{\Gamma(\nu+1)^{\frac{1}{\nu+2}}}{\vartheta^{\frac{1}{\nu+2}}} e^{\pm \frac{i\pi}{\nu+2}} \quad \text{as } \lambda \rightarrow \infty.$$

For $\nu > 0$, these roots have positive real part and hence the constant flux solution becomes unstable for any $\nu > 0$ fixed and any $\beta \geq 0$. On the other hand if $\nu = 0$ we have stability of this root if $\beta \in (4k-1, 4k+1)$ for $k \in \mathbb{N}_0$ in agreement to the previous discussion in Section 4.3.

Now, we compute the line in the plane (ν, β) which separates the stability and instability regions as $\vartheta \rightarrow 0^+$. To this end we go back to (D.2) and expand the exponential term

$$(D.6) \quad G_{\beta,\nu}(\lambda) = \frac{1}{\lambda^{\nu+1}} \int_0^\infty \xi^\nu e^{-\xi} \left[1 - \frac{\xi^{\beta+1}}{(\beta+1)\lambda^{\beta+1}} + \dots \right] d\xi \quad \text{as } |\lambda| \rightarrow \infty.$$

Integration term by term gives

$$(D.7) \quad G_{\beta,\nu}(\lambda) = \frac{\Gamma(\nu+1)}{\lambda^{\nu+1}} - \frac{\Gamma(\nu+\beta+2)}{(\beta+1)\lambda^{\nu+\beta+2}} + \dots \quad \text{as } |\lambda| \rightarrow \infty.$$

Therewith, we obtain from (D.1) the approximated eigenvalue problem

$$\vartheta \lambda = -G_{\beta,\nu}(\lambda) = -\frac{\Gamma(\nu+1)}{\lambda^{\nu+1}} + \frac{\Gamma(\nu+\beta+2)}{(\beta+1)\lambda^{\nu+\beta+2}} + \dots \quad \text{as } |\lambda| \rightarrow \infty.$$

So, the next order expansion of the approximated eigenvalue equation (D.4) is

$$(D.8) \quad \vartheta \lambda^{\nu+2} \simeq -\Gamma(\nu+1) + \frac{\Gamma(\nu+\beta+2)}{(\beta+1)\lambda^{\beta+1}} \quad \text{for } |\lambda| \rightarrow \infty.$$

From here, we find that the root with positive imaginary real part is approximated by

$$(D.9) \quad \lambda \simeq \lambda_0 = \left(\frac{\Gamma(\nu+1)}{\vartheta} \right)^{\frac{1}{\nu+2}} e^{\frac{i\pi}{\nu+2}} \quad \text{as } \vartheta \rightarrow 0$$

Using the above formula in the second order expansion (D.8) yields

$$(D.10) \quad \vartheta \lambda^{\nu+2} \simeq -\Gamma(\nu+1) + \frac{\Gamma(\nu+\beta+2)}{(\beta+1)} \left(\frac{\vartheta}{\Gamma(\nu+1)} \right)^{\frac{\beta+1}{\nu+2}} e^{-\frac{i\pi(\beta+1)}{\nu+2}} \quad \text{as } \vartheta \rightarrow 0.$$

From the above expansion, we deduce the next order correction $\tilde{\lambda}_2$ to λ_0 from (D.9) by the expansion $\lambda \simeq \lambda_0(1 - \tilde{\lambda}_2)^{\frac{1}{\nu+2}}$ as $\vartheta \rightarrow 0$ with

$$(D.11) \quad \tilde{\lambda}_2 = \frac{\Gamma(\nu+\beta+2)}{(\beta+1)\Gamma(\nu+1)} \left(\frac{\vartheta}{\Gamma(\nu+1)} \right)^{\frac{\beta+1}{\nu+2}} e^{-\frac{i\pi(\beta+1)}{\nu+2}}.$$

By using Taylor, we have $\lambda \simeq \lambda_0(1 - \bar{\lambda}_2/\nu + 2)$. Next, we expand the exponential phase factor in (D.9) as

$$e^{\frac{i\pi}{\nu+2}} = \exp\left(\frac{i\pi}{2} + \frac{i\pi}{\nu+2} - \frac{i\pi}{2}\right) = i \exp\left(-\frac{i\pi\nu}{2(\nu+2)}\right) = i\left(1 - \frac{i\pi\nu}{2(\nu+2)} + \dots\right)$$

A combination of the expansion so far, leads to the asymptotic formula

$$(D.12) \quad \lambda \simeq \left(\frac{\Gamma(\nu+1)}{\vartheta}\right)^{\frac{1}{\nu+2}} (i + \lambda_2) \quad \text{as } \theta \rightarrow 0$$

with

$$(D.13) \quad \lambda_2 = \frac{\pi\nu}{2(\nu+2)} + \frac{\Gamma(\nu+\beta+2)}{(\beta+1)(\nu+2)\Gamma(\nu+1)} \left(\frac{\vartheta}{\Gamma(\nu+1)}\right)^{\frac{\beta+1}{\nu+2}} i e^{-\frac{i\pi(\beta+1)}{\nu+2}}.$$

Now, the real part of λ_2 determines the stability of the stationary state. By using $\nu \ll 1$, it is given by

$$(D.14) \quad \operatorname{Re}(\lambda_2) \simeq \frac{\pi\nu}{4} - \frac{\Gamma(\beta+1)}{2} \vartheta^{\frac{\beta+1}{\nu+2}} \sin\left(\frac{\pi(\beta+1)}{2}\right) \quad \text{as } \nu \rightarrow 0,$$

in accordance to (4.8).

REFERENCES

- [1] E. H. M. BADGER AND I. G. C. DRYDEN, *The formation of gum particles in coal-gas*, Transactions of the Faraday Society, 35 (1939), p. 607, <https://doi.org/10.1039/tf9393500607>.
- [2] J. M. BALL, J. CARR, AND O. PENROSE, *The Becker-Döring cluster equations: basic properties and asymptotic behaviour of solutions*, Comm. Math. Phys., 104 (1986), pp. 657–692, <http://projecteuclid.org/euclid.cmp/1104115173>.
- [3] R. C. BALL, C. CONNAUGHTON, P. P. JONES, R. RAJESH, AND O. ZABORONSKI, *Collective oscillations in irreversible coagulation driven by monomer inputs and large-cluster outputs*, Phys. Rev. Lett., 109 (2012), p. 168304, <https://doi.org/10.1103/physrevlett.109.168304>.
- [4] K. BAR-ELI AND R. M. NOYES, *Gas-evolution oscillators. 10. a model based on a delay equation*, J. Phys. Chem., 96 (1992), pp. 7664–7670, <https://doi.org/10.1021/j100198a034>.
- [5] R. BECKER AND W. DÖRING, *Kinetische Behandlung der Keimbildung in übersättigten Dämpfen.*, Ann. der Physik, 24 (1935), pp. 719–752, <https://doi.org/10.1002/andp.19354160806>.
- [6] B. P. BELOUSOV, *A periodic acting reaction and its mechanism*, in Collection of Short Papers on Radiation Medicine, Moscow: Medgiz, 1959, pp. 145–152.
- [7] J. BEZANSON, A. EDELMAN, S. KARPINSKI, AND V. B. SHAH, *Julia: A fresh approach to numerical computing*, SIAM Review, 59 (2017), pp. 65–98, <https://doi.org/10.1137/141000671>.
- [8] P. G. BOWERS AND R. M. NOYES, *Chemical oscillations and instabilities. 51. Gas evolution oscillators. 1. Some new experimental examples*, Journal of the American Chemical Society, 105 (1983), pp. 2572–2574, <https://doi.org/10.1021/ja00347a010>.
- [9] N. V. BRILLIANTOV, W. OTIENO, S. A. MATVEEV, A. P. SMIRNOV, E. E. TYRTYSHNIKOV, AND P. L. KRAPIVSKY, *Steady oscillations in aggregation-fragmentation processes*, Physical Review E, 98 (2018), p. 012109, <https://doi.org/10.1103/physreve.98.012109>.
- [10] J. CARR, D. B. DUNCAN, AND C. H. WALSHAW, *Numerical approximation of a metastable system*, IMA J. Numer. Anal., 15 (1995), pp. 505–521, <https://doi.org/10.1093/imanum/15.4.505>, <https://doi.org/10.1093/imanum/15.4.505>.
- [11] J. G. CONLON AND A. SCHLICHTING, *A non-local problem for the Fokker-Planck equation related to the Becker-Döring model*, Discrete & Continuous Dynamical Systems - A, 39 (2019), pp. 1821–1889, <https://doi.org/10.3934/dcds.2019079>.

- [12] O. DIEKMANN, S. A. VAN GILS, S. M. VERDUYN LUNEL, AND H.-O. WALTHER, *Delay equations*, vol. 110 of Applied Mathematical Sciences, Springer-Verlag, New York, 1995, <https://doi.org/10.1007/978-1-4612-4206-2>, <https://doi.org/10.1007/978-1-4612-4206-2>. Functional, complex, and nonlinear analysis.
- [13] M. DOUMIC, K. FELLNER, M. MEZACHE, AND H. REZAEI, *A bi-monomeric, nonlinear Becker–Döring-type system to capture oscillatory aggregation kinetics in prion dynamics*, Journal of Theoretical Biology, 480 (2019), pp. 241–261, <https://doi.org/10.1016/j.jtbi.2019.08.007>.
- [14] Y. FARJOUN AND J. C. NEU, *Exhaustion of nucleation in a closed system*, Physical Review E, 78 (2008), <https://doi.org/10.1103/physreve.78.051402>.
- [15] W. FELLER, *An Introduction to Probability Theory and its Applications. Vol. I*, Third edition, John Wiley & Sons Inc., New York, 1968.
- [16] R. J. FIELD AND R. M. NOYES, *Oscillations in chemical systems. IV. Limit cycle behavior in a model of a real chemical reaction*, The Journal of Chemical Physics, 60 (1974), pp. 1877–1884, <https://doi.org/10.1063/1.1681288>.
- [17] S. K. FRIEDLANDER, *Smoke, Dust, and Haze: Fundamentals of Aerosol Dynamics*, Topics in chemical engineering, Oxford University Press, 2000, <https://books.google.de/books?id=fNIeNvd3Ch0C>.
- [18] J. K. HALE AND S. M. VERDUYN LUNEL, *Introduction to functional-differential equations*, vol. 99 of Applied Mathematical Sciences, Springer-Verlag, New York, 1993, <https://doi.org/10.1007/978-1-4612-4342-7>, <https://doi.org/10.1007/978-1-4612-4342-7>.
- [19] E. HINGANT AND R. YVINEC, *Deterministic and Stochastic Becker–Döring Equations: Past and Recent Mathematical Developments*, in Stochastic Processes, Multiscale Modeling, and Numerical Methods for Computational Cellular Biology, D. Holcman, ed., Springer International Publishing, 2017, pp. 175–204, <https://doi.org/10.1007/978-3-319-62627-7.9>.
- [20] S. G. JOHNSON, *QuadGK.jl: Gauss–Kronrod integration in Julia*. <https://github.com/JuliaMath/QuadGK.jl>.
- [21] A. J. LOTKA, *Contribution to the Theory of Periodic Reactions*, The Journal of Physical Chemistry, 14 (1910), pp. 271–274, <https://doi.org/10.1021/j150111a004>.
- [22] A. J. LOTKA, *Undamped oscillations derived from the law of mass action*, Journal of the American Chemical Society, 42 (1920), pp. 1595–1599, <https://doi.org/10.1021/ja01453a010>.
- [23] S. A. MATVEEV, P. L. KRAPIVSKY, A. P. SMIRNOV, E. E. TYRTYSHNIKOV, AND N. V. BRILLIANTOV, *Oscillations in Aggregation-Shattering Processes*, Phys. Rev. Lett., 119 (2017), p. 260601, <https://doi.org/10.1103/physrevlett.119.260601>.
- [24] R. MCGRAW AND J. H. SAUNDERS, *A Condensation Feedback Mechanism for Oscillatory Nucleation and Growth*, Aerosol Science and Technology, 3 (1984), pp. 367–380, <https://doi.org/10.1080/02786828408959025>.
- [25] J. S. MORGAN, XXX.—*The periodic evolution of carbon monoxide*, J. Chem. Soc., Trans., 109 (1916), pp. 274–283, <https://doi.org/10.1039/ct9160900274>.
- [26] B. NIETHAMMER, *On the evolution of large clusters in the Becker–Döring model*, J. Nonlinear Sci., 13 (2003), pp. 115–155, <https://doi.org/10.1007/s00332-002-0535-8>.
- [27] R. L. PEGO AND J. J. L. VELÁZQUEZ, *Temporal oscillations in Becker–Döring equations with atomization*, Nonlinearity, 33 (2020), pp. 1812–1846, <https://doi.org/10.1088/1361-6544/ab6815>.
- [28] O. PENROSE, *Metastable states for the Becker–Döring cluster equations*, Comm. Math. Phys., 124 (1989), pp. 515–541, <http://projecteuclid.org/euclid.cmp/1104179294>.
- [29] O. PENROSE, *The Becker–Döring equations at large times and their connection with the LSW theory of coarsening*, J. Statist. Phys., 89 (1997), pp. 305–320, <https://doi.org/10.1007/BF02770767>. Dedicated to Bernard Jancovici.
- [30] O. PENROSE, J. LEBOWITZ, J. MARRO, M. KALOS, AND J. TOBOCHNIK, *Kinetics of a first-order phase transition: computer simulations and theory*, J. Statist. Phys., 34 (1984), pp. 399–426, <https://doi.org/10.1007/BF01018552>.
- [31] S. E. PRATSINIS, S. K. FRIEDLANDER, AND A. J. PEARLSTEIN, *Aerosol reactor theory: Stability and dynamics of a continuous stirred tank aerosol reactor*, AIChE Journal, 32 (1986), pp. 177–185, <https://doi.org/10.1002/aic.690320202>.
- [32] I. PRIGOGINE AND R. LEFEVER, *Symmetry Breaking Instabilities in Dissipative Systems. II*, The Journal of Chemical Physics, 48 (1968), pp. 1695–1700, <https://doi.org/10.1063/1.1668896>.
- [33] A. SCHLICHTING, *Macroscopic limit of the Becker–Döring equation via gradient flows*, ESAIM Control Optim. Calc. Var., 25 (2019), pp. Art. 22, 36, <https://doi.org/10.1051/cocv/2018011>.
- [34] M. SLEMROD, *The Becker–Döring equations*, in Modeling in applied sciences, Model. Simul. Sci. Eng. Technol., Birkhäuser Boston, Boston, MA, 2000, pp. 149–171.
- [35] K. W. SMITH AND R. M. NOYES, *Gas evolution oscillators. 3. A computational model of the Morgan reaction*,

- J. Phys. Chem., 87 (1983), pp. 1520–1524, <https://doi.org/10.1021/j100232a014>.
- [36] K. W. SMITH, R. M. NOYES, AND P. G. BOWERS, *Chemical oscillations and instabilities. part 52. gas evolution oscillators. 2. a reexamination of formic acid dehydration*, The Journal of Physical Chemistry, 87 (1983), pp. 1514–1519, <https://doi.org/10.1021/j100232a013>.
- [37] J. J. TYSON, *The Belousov-Zhabotinskii Reaction*, Springer Berlin Heidelberg, 1976, <https://doi.org/10.1007/978-3-642-93046-1>.
- [38] J. J. L. VELÁZQUEZ, *The Becker–Döring equations and the Lifschitz-Slyozov theory of coarsening*, Journal of Statistical Physics, 92 (1998), pp. 195–236, <https://doi.org/10.1023/a:1023099720145>.
- [39] V. VOLTERRA, *Variazioni e fluttuazioni del numero di individui in specie animali conviventi*, Mem. Accad. Lincei, (1926), pp. 31–113.
- [40] Z. YUAN, P. RUOFF, AND R. M. NOYES, *Chemical oscillations and instabilities. part 66. gas evolution oscillators. 7. a quantitative modeling test for the morgan reaction*, J. Phys. Chem., 89 (1985), pp. 5726–5732, <https://doi.org/10.1021/j100272a031>.
- [41] A. ZHABOTINSKY, *Periodic course of the oxidation of malonic acid oxidation in a solution*, Biofizika, (1964), pp. 306–311.