

ARTICLE

Generating Coherent and Diverse Slogans with Sequence-to-Sequence Transformer

Yiping Jin¹, Akshay Bhatia², Dittaya Wanvarie^{1,*}, and Phu T. V. Le²

¹Department of Mathematics and Computer Science, Faculty of Science,
Chulalongkorn University, Bangkok, Thailand 10300

*Corresponding author. Dittaya.W@chula.ac.th

²Knorex, 140 Robinson Road, #14-16 Crown @ Robinson, Singapore 068907
{jinyiping, akshay.bhatia, le.phu}@knorex.com

(Received 11 February 2021)

Abstract

Previous work in slogan generation focused on generating novel slogans by utilising templates mined from real slogans. While some such slogans can be catchy, they are often not coherent with the company's focus or style across their marketing communications because the templates are mined from other companies' slogans. We propose a sequence-to-sequence transformer model to generate slogans from a brief company description. A naïve sequence-to-sequence model fine-tuned for slogan generation is prone to introducing false information, especially unrelated company names appearing in the training data. We use delexicalisation to address this problem and improve the generated slogans' quality by a large margin. Furthermore, we apply two simple but effective approaches to generate more diverse slogans. Firstly, we train a slogan generator conditioned on the industry. During inference time, by changing the industry, we can obtain different "flavours" of slogans. Secondly, instead of using only the company description as the input sequence, we sample random paragraphs from the company's website. Surprisingly, the model can generate meaningful slogans, even if the input sequence does not resemble a company description. We validate the effectiveness of the proposed method with both quantitative evaluation and qualitative evaluation. Our best model achieved a ROUGE-1/-2/-L F₁ score of 53.13/33.30/46.49. Besides, human evaluators assigned the generated slogans an average score of 3.39 on a scale of 1-5, indicating the system can generate plausible slogans with a quality close to human-written ones (average score 3.55).

1. Introduction

An attractive slogan is a key component in (online) advertisements. Slogans not only provide a highly **succinct** summary of the advertised product or service, but are also **catchy** and **distinct**. Their purpose is to attract viewers' attention and to encourage them to engage with the advertisements (ads) and to visit the advertisers' landing page ^a. Human copywriters are specialised creative content creators who are responsible for composing slogans. This process requires a deep domain knowledge on the advertised product or service and is very time-consuming.

Another factor we must consider is ads fatigue (Abrams and Vee (2007)). Even when an ad has good quality, its effectiveness will decrease over time after the users see the same ad repeatedly. It motivates advertisers to deliver highly personalised and contextualised ads (Vempati et al. (2020)). While advertisers can easily provide a dozen alternative images and use different ad layouts to

^aLanding page is the web page users will be redirected to after clicking on the ad.

create new ads dynamically (Bruce et al. (2017)), the advertising messages/slogans usually need to be manually composed.

Previous work in automatic slogan generation focused almost exclusively on modifying existing slogans by replacing part of the slogan with new keywords or phrases. This approach ensures that the generated slogans are well-formed and linguistically plausible by relying on slogan skeletons extracted from real slogans. However, viewers may sometimes notice the similarity between the generated slogan and the original one. E.g., the slogan skeleton “The **NN** of Vintage” expresses that the advertised product is elegant. It can instantiate “novel” slogans like “The Phone of Vintage” or “The Car of Vintage”, both being well-formed, but the catchiness may decrease or even have a negative impact on the viewers if they see such similar slogans repeatedly.

We highlight another quality of slogans that was rarely discussed in the literature on slogan generation - **cohesiveness**. The slogan should be cohesive with the advertisers’ online communication style and content, especially with the landing page. Some companies exploit click-bait (Papadopoulou et al. (2017)) to drive more visitors to their web site. However, it will likely damage their brand image in the long run because viewers might feel being deceived after realising that the landing page has nothing to do with the ad’s message. The approach in previous work relies on existing slogans from other companies. There is no guarantee that they are cohesive with the landing page.

We propose a sequence-to-sequence (seq2seq) transformer model to generate slogans from a brief company description to address the weakness of previous work. The model generates distinct slogans because we do not use another company’s slogan as a skeleton. We delexicalise the company name in both the descriptions and the slogans to prevent the model from inserting unsupported information, which proved to improve the generation quality drastically. We validate the effectiveness of the proposed method with both quantitative evaluation and qualitative evaluation. Our best model achieved a ROUGE-1/-2/-L F_1 score of 53.13/33.30/46.49. Besides, a human evaluation also revealed that the slogans generated by our model are plausible and have quality close to human-written slogans.

Generating **diverse** slogans is crucial to avoid ads fatigue and enable personalisation. We propose two approaches to increase the diversity of generated slogans. Firstly, we train a model $P(\text{slogan}|\text{description}, \text{industry})$ conditioned additionally on the industry. During inference time, by changing the input industry, our model can focus on different aspects in the description and generate slogans for a different target audience. Secondly, we sample random paragraphs from the landing page and use them as inputs to the seq2seq model instead of the company’s description. The main contributions of this work are as follows:

- Applying a transformer-based encoder-decoder model to generate **cohesive** slogans from a short company description and further improving the performance using delexicalisation.
- Proposing novel approaches to generate **diverse** slogans by conditioning on different industries and sampled paragraphs on the landing page.
- Introducing a simple way to crawl and clean a large corpus for slogan generation and providing benchmark datasets and a competitive baseline for future work to compare with.

2. Related Work

We review the literature in two related fields: (1) slogan generation, and (2) sequence-to-sequence models.

2.1 Slogan Generation

A slogan is a catchy, memorable, and concise message used in advertising. Traditionally, slogans are composed by human copywriters, and it requires in-depth domain knowledge and creativity. Previous work in automatic slogan mostly focused on manipulating existing slogans by injecting novel keywords or concepts while maintaining certain linguistic qualities.

Özbal et al. (2013) proposed BRAINSUP, the first framework for creative sentence generation that allows users to force certain words to be present in the final sentence and to specify various emotion, domain or linguistic properties. BRAINSUP generates novel sentences based on morpho-syntactic patterns automatically mined from a corpus of dependency-parsed sentences. The patterns serve as general skeletons of well-formed sentences. Each pattern contains several empty slots to be filled in. During generation, the algorithm first searches for the most frequent syntactic patterns compatible with the user's specification. It then fills in the slots using beam search and a scoring function that evaluates how well the user's specification is satisfied in each candidate utterance.

Tomašić et al. (2014) utilised similar slogan skeletons as BRAINSUP capturing the POS tag and dependency type of each slot. Instead of letting the user specify the final slogan's properties explicitly, their algorithm takes a textual description of a company or a product as the input and parses for keywords and main entities automatically. They also replaced beam search with genetic algorithm to ensure good coverage of the search space. The initial population is generated from random skeletons. Each generation is evaluated using a list of ten heuristic-based scoring functions before producing a new generation using crossovers and mutations. Specifically, the mutation is performed by replacing a random word with another random word having the same POS tag. Crossover chooses a random pair of words in two slogans and switches them. E.g. input: ["Just *do* it", "*Drink* more milk"] \Rightarrow ["Just *drink* it", "*Do* more milk"].

Gatti et al. (2015) proposed an approach to modify well-known expressions by injecting a novel concept from evolving news. They first extract the most salient keywords from the news and expand the keywords using WordNet and Freebase. When blending a keyword into well-known expressions, they check the word2vec embedding (Mikolov et al. (2013)) similarity between each keyword and the phrase it shall replace to avoid generating nonsense output. Gatti et al. (2015) also used dependency statistics similar to BRAINSUP to impose lexical and syntactic constraints. The final output is ranked by the mean rank of semantic similarity and dependency scores, thus balancing the relatedness and grammaticality. In subsequent work, Gatti et al. (2017) applied a similar approach to modify song lyrics with characterizing words taken from daily news.

Iwama and Kano (2018) presented a Japanese slogan generator using a slogan database, case frames, and word vectors. The system achieved an impressive result in an ad slogan competition for human copywriters and was employed by one of the world's largest advertising agencies. Unfortunately, their approach involves manually selecting the best slogans from ten times larger samples and Iwama and Kano (2018) did not provide any detailed description of their approach.

Munigala et al. (2018) introduced a system to generate persuasive sentences from the input product specification in the fashion domain. Their system first identifies fashion-related keywords from the input specifications and expand them to creative phrases. They then synthesise persuasive descriptions from the keywords and phrases using a large domain-specific neural language model (LM). Instead of letting the LM generate free-form text, the candidates at each time step are limited to extracted keywords, expanded in-domain noun phrases and verb phrases as well as common functional words. The LM minimises the overall perplexity with beam search. The generated sentence always begins with a verb to form an imperative and persuasive sentence. Munigala et al. (2018) demonstrated that their unsupervised system produced better output than a supervised LSTM encoder-decoder model. However, the encoder-decoder was trained on a much smaller parallel corpus of title text-style tip pairs compared to the corpus they used to train the language model.

Recently, Alnajjar and Toivonen (2020) proposed a slogan generation system based on generating nominal metaphors. The input to the system is a target concept (e.g., car), and an adjective describing the target concept (e.g., elegant). The system generates slogans involving a metaphor such as “The Car Of Stage”, suggesting that the car is as elegant as a stage performance. Their system extracts slogan skeletons from existing slogans. Given a target concept T and a property P , the system identifies candidate metaphorical vehicles ^b v . For each skeleton s and the $\langle T, v \rangle$ pair, the system searches for potential slots that can be filled. After identifying plausible slots, the system synthesises candidate slogans optimised using genetic algorithms similar to Tomašić et al. (2014).

Misawa et al. (2020) applied a Gated Recurrent Unit (GRU) (Cho et al. (2014)) encoder-decoder model to slogan generation. They argued that good slogans should not be generic but distinctive towards the target item. To enhance distinctiveness, they used a reconstruction loss (Niu et al. (2019)) by reconstructing the corresponding description from a slogan. A similar approach was used by Li et al. (2016) to increase the diversity of responses in dialogue systems and avoid always predicting a “safe” response such as “I don’t know”. Misawa et al. (2020) also employed a copying mechanism (See et al. (2017)) to handle out-of-vocabulary words occurring in the input sequence. Their proposed model achieved the best ROUGE-L score of 19.38 ^c, outperforming various neural encoder-decoder baselines.

Our approach is most similar to Misawa et al. (2020) in that we also employ an encoder-decoder framework. However, we differ from their work in two principled ways. Firstly, we use a more modern Transformer architecture (Vaswani et al. (2017)), which is the current state-of-the-art architecture family and outperforms recurrent neural networks in most language generation and language understanding benchmarks. We do not encounter the problem of generating generic slogans and out-of-vocabulary words (due to subword tokenisation). Therefore, the model is greatly simplified and can be trained using a standard cross-entropy loss. Secondly, we propose simple yet effective approaches to improve the consistency and diversity of generated slogans drastically.

2.2 Sequence-to-Sequence Models

Sutskever et al. (2014) presented a seminal sequence learning framework using multi-layer Long Short-Term Memory (LSTM) (Hochreiter and Schmidhuber (1997)). The framework encodes the input sequence to a vector of fixed dimensionality, then decodes the target sequence based on the vector. This framework enables learning sequence-to-sequence (seq2seq) ^d tasks where the input and target sequence are of a different length. Sutskever et al. (2014) demonstrated that their simple framework achieved close to state-of-the-art performance in an English to French translation task.

The main limitation of Sutskever et al. (2014) is that the performance degrades drastically when the input sequence becomes longer. It is because of unavoidable information loss when compressing the whole input sequence to a fixed-dimension vector. Bahdanau et al. (2015) and Luong et al. (2015) overcame this limitation by introducing attention mechanism to LSTM encoder-decoder. The model stores a contextualised vector for each time step in the input sequence. During decoding, the decoder computes the attention weights dynamically to focus on different contextualised vectors. Attention mechanism overtook the previous state-of-the-art in English-French and English-German translation and yields much more robust performance for longer input sequences.

LSTM, or more generally recurrent neural networks, cannot be fully parallelised on modern GPU hardware because of an inherent temporal dependency. The hidden states need to be computed one step at a time. Vaswani et al. (2017) proposed a new architecture, the Transformer,

^bA metaphor has two parts: the tenor (target concept) and the vehicle. The vehicle is the object whose attributes are borrowed.

^cThe result was reported on a Japanese corpus. So it is not directly comparable to our work.

^dWe use sequence-to-sequence and encoder-decoder interchangeably in this paper.

which is based solely on multi-head self-attention and feed-forward layers. They also introduced “positional encodings”, which are added to the input embeddings to allow the model to use the sequence’s order. The model achieved a new state-of-the-art performance, albeit taking a much shorter time to train than LSTM with attention mechanism.

Devlin et al. (2019) argued that the standard Transformer (Vaswani et al. (2017)) suffers from the limitation that they are unidirectional and every token can only attend to previous tokens in the self-attention layers. To this end, they introduced BERT, a pre-trained bidirectional transformer by using a masked language model (MLM) pre-training objective. MLM masks some random tokens with a [MASK] token and provides a bidirectional context for predicting the masked tokens. Besides, Devlin et al. (2019) used the next sentence prediction task as an additional pre-training objective.

Despite achieving state-of-the-art results on multiple language understanding tasks, BERT does not make predictions auto-regressively, reducing its effectiveness for generation tasks. Lewis et al. (2020) presented BART, a model combining a bidirectional encoder (similar to BERT) and an auto-regressive decoder. This combination allows BART to capture rich bidirectional contextual representation, and yield strong performance in language generation tasks. Besides MLM, Lewis et al. (2020) introduced new pre-training objectives, including masking text spans, token deletion, sentence permutation, and document rotation. These tasks are particularly suitable for a seq2seq model like BART because there is no one-to-one correspondence between the input and target tokens.

Zhang et al. (2020) employed an encoder-decoder transformer architecture similar to BART. They introduced a novel pre-training objective specifically designed for abstractive summarisation. Instead of masking single tokens (like BERT) or text spans (like BART), they mask whole sentences (referred to as “gap sentences”) and try to reconstruct these sentences from their context. Zhang et al. (2020) demonstrated that the model performs best when using important sentences selected greedily based on the ROUGE-F₁ score between the selected sentences and the remaining sentences. Their proposed model PEGASUS achieved state-of-the-art performance on all 12 summarisation tasks they evaluated. Their model also performed surprisingly well on a low-resource setting due to the relatedness of the pre-training task and abstractive summarisation.

While large-scale transformer-based language models demonstrate impressive text generation capabilities, users cannot easily control particular aspects of the generated text. Keskar et al. (2019) proposed CTRL, a conditional transformer language model conditioned on control codes that influence the style and content. Control codes indicate the domain of the data, such as Wikipedia, Amazon reviews and subreddits focusing on different topics. Keskar et al. (2019) use naturally occurring words as control codes and prepend them to the raw text prompt. Formally, given a sequence of the form $x = (x_1, \dots, x_n)$ and a control code c , CTRL learns the conditional probability $p_\theta(x_i | x_{<i}, c)$. By changing or mixing control codes, CTRL can generate novel text with very different style and content.

In this work, we use BART model architecture due to its flexibility as a seq2seq model and competitive performance on language generation tasks. We were also inspired by CTRL and applied a similar idea to generate slogans conditioned on different industries.

3. Method

We apply a Transformer-based sequence-to-sequence (seq2seq) model to generate slogans. The model’s inputs are a short company description, the company name (used in delexicalised models), and the industry the company belongs to (used in conditional models). This section describes the model architecture, the fine-tuning procedure, and two methods we used to generate more coherent slogans, namely delexicalisation and conditional language generation.

3.1 Model Architecture

We choose BART-style encoder-decoder model (Lewis et al. (2020)) with a bidirectional encoder and an autoregressive (left-to-right) decoder. BART enjoys the benefit of capturing bidirectional context representation like BERT and is particularly strong in language generation tasks.

Following Lewis et al. (2020), we use two different model sizes. For the small model, we use distilBart^e with 6 layers of encoders and decoders each and 230M parameters. The model was a distilled version of BART-large trained by the HuggingFace team, and its size is equivalent to BART-base. The large model we use is BART-large^f. It has 12 layers of encoders and decoders and 406M parameters. To reduce the computation and speed up the iteration time, we use the small model throughout this work except in Section 5.2, where we study the impact of a larger model and dataset size.

3.2 Model Fine-tuning

We observe that the seq2seq slogan generation from the corresponding description is analogous to abstractive summarisation. Therefore, we initialise the model’s weights from a *fine-tuned* summarisation model on the CNN/DailyMail dataset (Hermann et al. (2015)) instead of from a pre-trained model using unsupervised learning objectives. We freeze up to the second last encoder layer (including the embedding layer) and fine-tune the last encoder layer and the decoder. We do not fine-tune the whole model due to two reasons: 1) we do not want the model to unlearn its ability to perform abstractive summarisation 2) by freezing a large portion of the parameters, we require much less RAM and can train using a much larger batch size.

3.3 Delexicalization

Lewis et al. (2020) and Matsumaru et al. (2020) highlighted that a major weakness of transformer models is introducing *unsupported* information. We do observe this problem in our initial experiment. Particularly, the model sometimes inserts an unrelated company name into the slogan. Table 1 shows an example where the seq2seq model generated slogans containing irrelevant company names. We verified that both Buxfer and Voyant Inc. are real U.S.-based companies providing similar financial advisory service as AEON. This type of error is disastrous because nothing can be worse than generating a plausible slogan and attach it to one of the advertiser’s competitors.

Table 1. : An example of wrongly inserting unrelated company names (in bold). The input to the seq2seq model is the description alone.

Company Name:	AEON Credit Service Malaysia
Description:	We offer a range of services including the issuance of Credit Cards, Easy Payment schemes, Personal Financing and Insurance.
Wrong Output:	Credit Cards, Personal Financing and Insurance Buxfer Voyant Inc. Offering Credit Cards, Rewards, Travel, Offers

A further investigation revealed that both Buxfer and Voyant Inc. are in our training dataset of description-slogan pairs. The problem of inserting unrelated company names is more likely to occur when the training dataset is relatively small, where the model tends to overfit by memorising.

^e<https://huggingface.co/sshleifer/distilbart-cnn-6-6>

^f<https://huggingface.co/facebook/bart-large-cnn>

We address this problem with a simple but effective treatment - delexicalisation. Delexicalisation replaces surface text with a generic mask token in both the input and target sequence. After the model generates an output sequence, any mask token is substituted with the original surface text [§]. Delexicalisation has been used in RNN-based dialogue generation (Wen et al. (2015)). It is critical for handling rare entities that might never occur in the training dataset. Consider a dialogue task of ordering food, the dialogue act request(food="Tom Yum Kung") ^h is trivial for humans. They can say "May I have a TYK?" or "I'd like a TYK". However, the words in "Tom Yum Kung" might not even be in the RNN model's vocabulary, causing a naïve RNN (without subword tokenisation or copying mechanism) to fail. Even if they are in the vocabulary, the model also tends to assign very low probabilities to these rare words.

With delexicalisation, surface texts of various company names are substituted by one token "[COMPANY]". This treatment prevents the model from generating unrelated company names and allows the model to easily learn diverse contexts around the delexicalised company names in both the description and the slogan.

The company name is readily available in our system because it is required when any new advertiser registers for an account. However, we notice that companies often use their shortened names instead of their official/legal name. Examples are "Google LLC" almost exclusively referred to as "Google" and "Prudential Assurance Company Singapore (Pte) Limited" often referred to as "Prudential". Therefore we use a prefix word matching algorithm to perform delexicalisation. The process is illustrated in Algorithm 1 (we omit the details handling the case and punctuations in the company name for simplicity). Besides the delexicalised text, the algorithm also returns the surface text of the delexicalised company name, which will replace the mask token during inference. It is also possible to use a more sophisticated approach to perform delexicalisation, such as relying on a knowledge base or company directory such as Crunchbase to find alternative company names. However, the simple substitution algorithm suffices our use case. Table 2 shows an example description and slogan before and after delexicalisation.

Algorithm 1: Prefix matching for delexilising company names. This is performed for both the description and the slogan.

```

Input: company_name, text, MASK_TOKEN
Result: delexicalised_text, surface_form
delexicalised_text = text;
surface_form = company_name + " ";
while company_name.contains(" ") do
    surface_form = surface_form.substring(0, surface_form.lastIndexOf(" "));
    if text.contains(surface_form) then
        delexicalised_text = text.replace(surface_form, MASK_TOKEN);
        break;
    end
end
end

```

3.4 Conditional Language Generation

While slogans are diverse and creative, we hypothesise that there are some common style or focus in slogans of companies from the same industry. For example, automotive dealers mention their location much more often than a software company; a health care provider is more

[§]If we do not want the company name to appear in the slogan, we can remove the [COMPANY] token if it does not appear in the same clause as the slogan. E.g. "[COMPANY] | [SLOGAN]" or "[SLOGAN] - [COMPANY]".

^hTom Yum Kung (TYK) is a spicy and sour Thai soup cooked with shrimp. One of the favourite dishes in Thailand.

Table 2. : An example description and slogan before and after performing delexicalisation

Company Name:	Huawei Technologies Group Co., Ltd
Description:	Huawei is a leading global provider of information and communications technology (ICT) infrastructure and smart devices.
Slogan:	Huawei - Building a Fully Connected, Intelligent World
Surface Form:	Huawei
Delexicalised Description:	[COMPANY] is a leading global provider of information and communications technology (ICT) infrastructure and smart devices.
Delexicalised Slogan:	[COMPANY] - Building a Fully Connected, Intelligent World

likely to mention their accreditation than a hotel. Table 3 exemplifies typical slogans for different industries.

Table 3. : Typical slogans for different industries

Industry	Company Name	Slogan
Automotive	Mills Body Shops	Auto Repair and Body Shop Evansville, IN
Automotive	Apex Car Rental	Affordable Car Hire & Van Hire In Norwich
Computer Software	Limine Solutions	Limine - Next Generation Evidence Management and Presentation Software
Computer Software	SoftWorks AI	OCR and Document Capture Experts
Hospital & Health Care	Animas Surgical Hospital	Physician-Owned Hospital in Durango, CO
Hospital & Health Care	Today's Vision	TX Optometrists Providing Eyeglasses, Contact Lenses & Eye Exams
Hospitality	Savage River Lodge	Luxury cabins and yurts in Western Maryland
Hospitality	Thai Garden Resort	A Tropical Paradise in Pattaya

To exploit the industry information, we modify the generation from $P(\text{slogan}|\text{description})$ to $P(\text{slogan}|\text{description}, \text{industry})$ by conditioning on the industry additionally. We prepend the industry name to the input sequence similar to the control code in CTRL (Keskar et al. (2019)) without a special token separating the industry and the input sequence (like the [SEP] token in BERT). Our method differs from Keskar et al. (2019) in two slight ways: 1) CTRL uses an autoregressive transformer similar to GPT-2 (Radford et al. (2019)) while we use an encoder-decoder transformer with a bi-directional encoder. 2) The control codes were used during pre-training in CTRL while we prepend industry names only during fine-tuning for slogan generation.

4. Datasets

While there are some online slogan databases such as Textart.ruⁱ and Slogans Hub^j, they contain at most hundreds to thousands of slogans, which are too few to form a training dataset, especially for a general slogan generator not limited to a particular domain. Besides, these databases do not contain company descriptions. Some even provide a list slogans without specifying their corresponding company or product. They might be used to train a language model producing

ⁱ<http://www.textart.ru/database/slogan/list-advertising-slogans.html>

^j<https://sloganshub.org/>

slogan-like utterance (Boigne (2020)), but it will not be of much practical use because we do not have control over the generated slogan's content.

We observe that many companies' websites use their company name plus their slogan as the HTML page title (displayed when mousing over the tab in a browser). Examples are "Skype | Communication tool for free calls and chat" and "Virgin Active Health Clubs - Live Happily Ever Active". Besides, many companies also provide a brief description in the "description" field in the HTML <meta> tag ^k. Therefore, our model's input and output sequence can potentially be crawled from companies' URLs.

We crawl the title and description field in the HTML <meta> tag using the Beautiful Soup library ^l from the first 4.8 million company URLs in the Kaggle 7+ Million Company Dataset ^m. The dataset provides many additional fields, but we utilise only the company name, URL and industry in this work. The crawling took around 30 days to complete using a cloud instance with two vCPUs. Out of the 4.8M companies, we were able to crawl both the <meta> tag description and the page title for 1.13M companies, which is at least three orders of magnitude larger than any publicly-available slogan database. However, this dataset contains much noise due to the apparent reason that not all companies include their slogan in their HTML page title. We perform the following steps to clean/filter the noise in the dataset:

- (1) Delexicalise the company name in both the description and the slogan (HTML page title).
- (2) Deduplicate the slogans and keep only the first occurring company if multiple companies have the same slogan.
- (3) Remove all non-alphanumeric characters at the beginning and the end of the slogan.
- (4) Filter by blocked keywords/phrases. Sometimes the crawling is blocked by a firewall, and the returned title is "Page could not be loaded" or "Access to this page is denied". We did a manual analysis of a large set of HTML page titles and came up with a list of 50 such blocked keywords/phrases.
- (5) Remove prefix or suffix phrases indicating the structure in the website, such as "Homepage -", "| Welcome page", "About us".
- (6) Filter based on the length of the description and the slogan. The slogan must contain between 20 and 100 characters while the description must contain at least 30 characters. When counting the length, the company name is replaced by an empty string. It is needed because some page titles contain only the company name. If the company name is long, it might pass the filter.
- (7) Concatenate the description and the slogan and detect their language using an open-source library ⁿ. We keep the data only if its detected language is English.
- (8) Filter based on lexicographical features, such as the occurrence of "|" must not exceed one, the total punctuations must not exceed three, the company name must not be mentioned more than once, and the longest word sequence without any punctuation must be at least four words. We come up with these rules based on an analysis of a large number of HTML page titles.
- (9) Filter based on named entity tags. We use Spacy ^o to perform named entity recognition. Many companies' HTML page titles contain a long list of locations where they operate.

^khttps://www.w3schools.com/tags/tag_meta.asp

^l<https://www.crummy.com/software/BeautifulSoup/>

^m<https://www.kaggle.com/peopledatalabssf/free-7-million-company-dataset/>

ⁿ<https://github.com/shuyo/language-detection>

^o<https://spacy.io/>

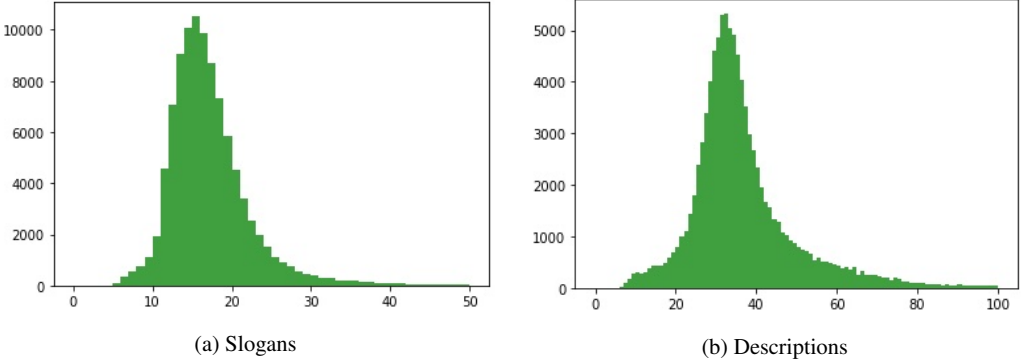


Figure 1: Distribution of the number of tokens in (a) slogans, and (b) descriptions

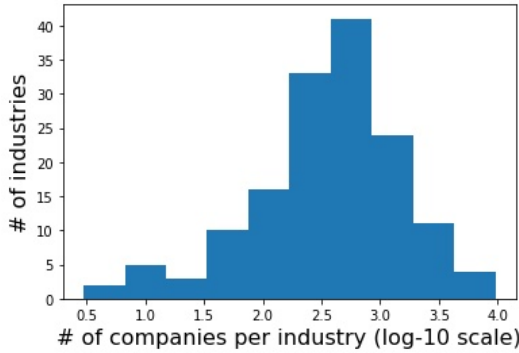


Figure 2: Distribution of the number of companies belonging to each industry in log-10 scale

We discard a title if over 30% of its surface text consists of named entities with the tag “GPE”.

The total number of (description, slogan) pairs after all the cleaning and filtering steps are 261k. We reserve roughly 2% of the dataset for validation and test each. The remaining 96% is used for training. The validation set contains 5,011 pairs. For the test set, the first author of this paper manually curated 1,000 companies with their descriptions and slogans, ensuring the slogans are clean and plausible. We publish our validation dataset and manually-curated test dataset for future comparisons^P. The full training dataset D_{full} contains 251k companies. To reduce the computation, we randomly sample a smaller training dataset containing 121k companies, denoted as D_{121k} to evaluate different models in Section 5.1.

We perform some data analysis on D_{121k} dataset to better understand the data. We first tokenise the dataset with distilBART’s default tokeniser (it uses subword tokenisation). Figure 1 shows the distribution of the number of tokens in slogans and descriptions. Based on the distribution, we choose a maximum sequence length of 64 for the description and 32 for the slogan.

There are 149 unique industries in the dataset. Figure 2 shows the distribution of the number of companies belonging to each industry in a log-10 scale. As we can see, most industries contain between 10^2 and $10^{3.5}$ companies. Table 4 shows the most frequent ten industries with the number of companies and the percentage in the D_{121k} dataset.

^P<https://github.com/YipingNUS/slogan-generation-dataset>

Table 4. : The most frequent ten industries in D_{121k} dataset

Industry	# of Companies	%
Information Technology and Services	9,539	7.9%
Computer Software	5,749	4.7%
Marketing and Advertising	5,581	4.6%
Real Estate	4,358	3.6%
Internet	3,836	3.2%
Financial Services	3,590	3.0%
Construction	3,528	2.9%
Automotive	3,433	2.8%
Hospital & Health Care	3,105	2.6%
Hospitality	2,735	2.3%

5. Experiments

We conduct a comprehensive evaluation of our proposed method. In Section 5.1, we conduct a quantitative evaluation and compare our proposed methods with other rule-based and encoder-decoder baselines in terms of ROUGE -1/-2/-L F_1 scores. In Section 5.2, we scale up the model and the dataset and study the impact on the performance. We conduct a human evaluation in Section 5.3 to further validate the quality of the slogans generated by our model.

We use the distilBART and BART-large implementation in the Hugging Face library (Wolf et al. (2019)). We use a training batch size of 64 for distilBART and 32 for BART-large, which are the maximum batch sizes we can fit in an Nvidia Quadro P5000 GPU (16 GB vRAM). We use a cosine decay learning rate with warm-up (He et al. (2019)) and a maximum learning rate of $1e-4$. The learning rate is chosen with Fastai’s learning rate finder (Howard and Gugger (2020)).

We train all BART models for three epochs. Based on our observation, the models converge within around 2-3 epochs. To ensure the results are reproducible, we use greedy decoding during evaluation where at each time step, the model deterministically outputs the token with the maximum probability. We also add a repetition penalty $\theta = 1.2$ following Keskar et al. (2019). In practice, the user might want to perform sampling with beam search to generate more diverse slogans.

5.1 Quantitative Evaluation

Besides seq2seq transformers with or without delexicalisation and conditional generation, we compare with four baselines that do not require additional input other than a short description in natural language. In contrast, Özbai et al. (2013) requires explicitly specify constraints such as keywords to be included or specific linguistic features. Gatti et al. (2015) requires external news articles and Alnajjar and Toivonen (2020) takes a target concept and a describing adjective as input. While some of our models also use the company name or the industry as input, they are readily available in both the dataset and real-world advertising systems where the system is applied.

- *first-k words*: taking the first- k words from the description and predict as the slogan. We choose k that yields the highest ROUGE-1 F_1 score on the validation dataset. This is similar to the first sentence baseline, which is simple but surprisingly competitive (Katragadda et al.

(2009)). Since many short descriptions contain a single sentence, we select first k words instead.

- Misawa et al. (2020): a GRU encoder-decoder model for slogan generation with additional reconstruction loss to generate distinct slogans and copying mechanism to handle unknown words. We follow the hyper-parameters in Misawa et al. (2020) closely. Specifically, the model has a single layer for both the bi-directional encoder and the auto-regressive decoder. We apply a dropout of 0.5 between the two layers. The embedding dimension and the hidden dimension are 200 and 512 separately, and the vocabulary contains 30K most frequent words. We use the Spacy library to perform word tokenisation. The embedding matrix is randomly initialised and trained jointly with the model. We use Adam optimiser with a learning rate of $1e-3$ and train for 10 epochs (The GRU enc-dec models take more epochs to converge than the transformer models, likely because the models are randomly initialised).
- *Encoder-Decoder* (Bahdanau et al. (2015)): a strong and versatile baseline for sequence learning tasks. We use identical hyper-parameters as Misawa et al. (2020) and remove the reconstruction loss and copying mechanism to make the two models directly comparable.
- *Encoder-Decoder+copy* (See et al. (2017)): encoder-decoder model with copying mechanism to handle unknown words. Equivalent to Misawa et al. (2020) with the reconstruction loss removed.

Table 5 presents the ROUGE -1/-2/-L scores of various models on both the validation and the manually-curated test dataset.

Table 5.: The ROUGE F_1 scores for various models on the validation dataset and the test dataset. Best ROUGE scores and scores within 0.15 of the best numbers are bolded (following Zhang et al. (2020)).

	Valid Dataset			Test Dataset		
	R1	R2	RL	R1	R2	RL
First k words ($k = 11$)	38.53	21.40	34.03	37.08	20.00	32.89
Misawa et al. (2020)	19.35	5.98	18.36	19.32	5.86	18.36
Encoder-Decoder	16.45	4.89	15.58	16.74	4.67	15.77
Encoder-Decoder+copy	17.27	4.65	16.37	17.22	4.48	16.31
distilBART	48.56	28.05	42.32	42.12	21.30	36.43
distilBART+delexicalisation	52.72	33.01	45.67	51.52	31.20	44.22
distilBART+delexicalisation+conditional	52.82	33.06	45.61	51.68	31.36	44.35

The first- k words baseline achieved a reasonable performance, showing that there is certain degree of overlap between slogans and descriptions. However, its performance lagged behind any of the seq2seq transformer models. Figure 3 shows how the first- k words baseline’s ROUGE F_1 scores change by varying k . It is obvious that not the larger k the better. The best ROUGE scores are achieved when k is in the range (9, 12).

Comparing the three GRU encoder-decoder baselines, it is clear both the copying mechanism and the reconstruction loss Misawa et al. (2020) employed improved the models’ ROUGE-1 and ROUGE-L scores substantially. However, their performance pales comparing with any transformer-based model or even the first- k words baseline. Table 6 provides a more intuitive overview of the various models’ performance by showing the generated slogans from the same inputs.

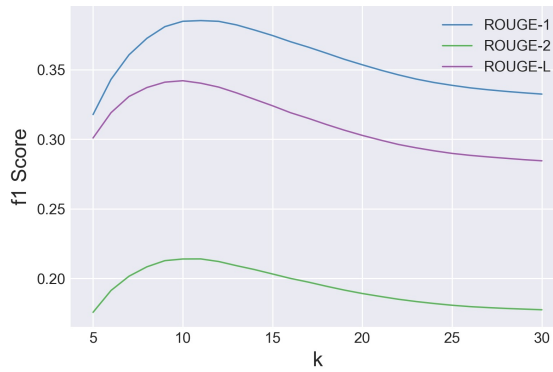


Figure 3: The ROUGE -1/-2/-L scores of the first k word baseline by predicting the first k words in the description as the slogan.

Table 6. : Sample generated slogans from various systems. “Gold” is the original slogan of the company. The distilBART model uses neither delexicalisation nor conditional generation, so its input is precisely the same as the other two baselines.

Gold: Our strategies are proven to create and improve culture
First-k words: Discover how FireSeeds can grow and scale your organization by helping
Misawa et al. (2020): The World’s Leading Independent Brand Communications Agency
distilBART: FireSeeds Recruiting, Growth & Retaining Leaders in a Culture That Works
Gold: Cross-Border Payments Made Simple
First-k words: A FinTech enabling cross-border home and commercial payments through a state-of-the-art
Misawa et al. (2020): Smart Payment Solutions for Everyone
distilBART: FinTech - A state-of-the-art platform for cross border payments
Gold: Home of ED Triage Courses and Consulting for Process Improvement
First-k words: ED triage education and consulting tailored to your exact needs! Triage
Misawa et al. (2020): Education Consulting and Consulting Services
distilBART: ED triage education and consulting tailored to your exact needs! Medi-Eds
Gold: Bright Ideas To Make Life Easier
First-k words: Spring Chicken offer a range of living aids that help you
Misawa et al. (2020): Senior Living Senior Living Spring Chicken
distilBART: Spring Chicken Living Aids That Help You Live Life To The Fullest
Gold: Commercial Property Investment Advisors - Michael Elliott
First-k words: Over £50bn of real estate transacted since 1985 in London commercial
Misawa et al. (2020): Real Estate Agents in Reading , London
distilBART: London Commercial Property Investment Advisors The Riggs Group

We can observe that while first- k words baseline sometimes has substantial word overlap with the original slogan, its style is often different from slogans. Misawa et al. (2020) occasionally generates novel slogans such as the second example in Table 6. However, it suffers from generating repetitions (the third and the fourth example) and irrelevant slogans (the first example). In the first example, the company is a human resource company. None of the unigrams in the generated

slogan by Misawa et al. (2020) occur in the description. The model likely generates this slogan because there are many advertising companies in the training data. Compared to Misawa et al. (2020), distilBART generates more specific and coherent slogans. It copies part of the phrases from the description when appropriate and composes novel slogans in other cases. Its output is also more fluid and rarely contains repetitions. In the third and fifth example, the model outputs a wrong company name, which can be avoided by the delexicalised model.

Delexicalisation improved the ROUGE scores on the test set drastically by 8-10%. Conditional language generation yielded a further marginal but consistent improvement. The best distilBART model achieved a ROUGE -1/-2/-L score of 51.68/31.36/44.35.

5.2 Large-Scale Experiment Results

Following Lewis et al. (2020) and Zhang et al. (2020), we present the performance of a larger model, BART-large. Additionally, we also scale up the training dataset size by using D_{full} , which is roughly double the size as D_{121k} .

Table 7. : The ROUGE F_1 scores by scaling up the model size and the training dataset size. All models use both delexicalisation and are conditioned on the industry.

	params	epoch time	Valid Dataset			Test Dataset		
			R1	R2	RL	R1	R2	RL
distilBART, D_{121k}	230M	20 mins	52.82	33.06	45.61	51.68	31.36	44.35
BART-large, D_{121k}	406M	35 mins	53.86	34.05	46.70	52.71	32.64	45.77
distilBART, D_{full}	230M	46 mins	53.36	33.57	46.26	52.40	32.13	45.34
BART-large, D_{full}	406M	92 mins	54.48	34.66	47.24	53.13	33.30	46.49

Our result seems to confirm the recent trend that the larger the model size and training data size, the better the performance (Xia et al. (2020)). However, in most cases, distilBART and BART-large output very close if not identical slogans. Considering that BART-large consumes twice as much RAM and takes almost twice as much time for both training and inference, the user might prefer a more compact distilBART model if they are willing to sacrifice roughly 1% ROUGE score. Our experiments also provide insights such as if the training time is of concern, increasing the model size yields a more significant improvement than increasing the dataset size (comparing row 2 and row 3 in Table 7).

5.3 Human Evaluation

We conducted a human evaluation on the generated slogans and the company’s original slogans to further validate the generated slogans’ quality. We randomly sampled 300 companies from the test dataset (recall that the test set has been manually-curated to ensure they consist of plausible slogans) and invited two human annotators to score the slogans independently. The two annotators both completed their undergraduate study from a U.S. university and are proficient with English. They were not involved in developing the models in this work.

We use BART-large trained on D_{full} in Section 5.2 to generate slogans. The annotators scored the 600 slogans (300 original slogans + 300 generated slogans) on a 1-5 scale, with higher being better. The original and generated slogan for the same company were displayed consecutively to improve **intra-rater** reliability. However, we randomised the two slogans’ order so the annotators cannot guess which slogan is system generated. The annotation guideline is shown in Appendix A and the annotation UI is presented in Appendix B.

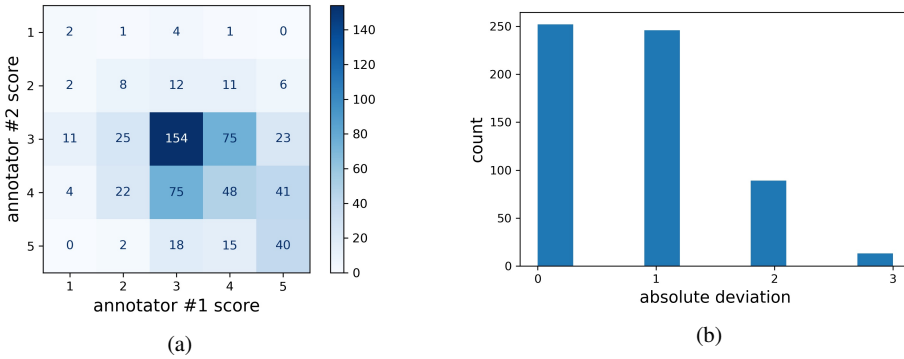


Figure 4: (a) Confusion matrix of scores assigned by the two annotators, and (b) Histogram of the absolute difference between the scores assigned by the two annotators.

Figure 4a shows the confusion matrix of the scores assigned by the two annotators for all 600 slogans. While over 80% of the time, the scores they assigned differ by no more than 1 (Figure 4b), they do not always assign precisely the same score. It is likely because of the subjective nature of the task. A slogan can be perfectly clear and concise. An annotator might assign it a score of 5 while the other might assign 4 because he thinks it is not catchy enough. We believe different opinions of the annotators should be acknowledged instead of avoided. The overall inter-annotator agreement is 42%, while the mean absolute deviation between the two annotators is 0.77. We discard the 13 slogans which the scores assigned by the two annotators differ by 3 because they are likely to be unreliable. There are 288 remaining companies with both original and generated slogans.

Figure 5 plots the score of the original slogan against the score of the generated slogan. The radius represents the count while the colour indicates which slogan has a higher score. We can observe that annotator 2 tends to assign scores on a broader range while annotator 1 assigns most slogans a score between 3 and 4. Both annotators tend to assign more 5s to the original slogans, which is why the means score for original slogans \bar{S}_{orig} is slightly higher than the generated slogans \bar{S}_{bart} .

We take the average of the two annotators' scores as the final score for each slogan. The final average scores are $\bar{S}_{orig} = 3.55$, and $\bar{S}_{bart} = 3.39$. Table 8 shows the examples where the original and the generated slogans have the largest score gap. A general observation is that the BART model often generates a noun phrase as the slogan, such as “A leading independent **stockbroker** in the UK” and “Multi-Currency Travel **Mastercard**” (the noun phrase heads are highlighted). It is likely because most slogans in our dataset are of this form. However, we do notice the model capturing catchy expressions like “The Future of [placeholder] is ...” and generating slogans such as “The Future of Disinfection is Here!”, “The Future of Loyalty is Now”, and “The Future of AI is Here!”.

We further conducted a paired t-test and obtained a p -value of 0.0062. According to the significance level of $p < 0.01$, the difference in the scores is statistically significant, which means our model's output slogans still do not reach human-level yet. Nevertheless, Figure 5 shows that the annotators assign same or higher scores to the system-generated slogans in many cases, and the gap is not very large.

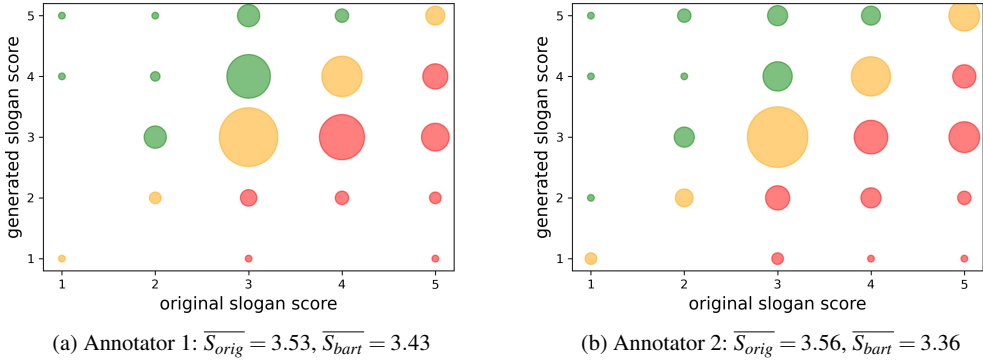


Figure 5: Scatter plot of scores for the original and the generated slogans. The radius represents the count. Green dots denote generated slogans receive higher scores than the original ones. Red dots denote original slogans receive higher score while orange dots denote the two receive the same score.

Table 8. : Examples where either the original or the generated slogans are superior by a large margin. The company names are removed from both original and generated slogans.

Original Slogan	Generated Slogan	$S_{orig} : S_{bart}$
Great Performances Start With Great Service	West Michigan's Full Service Backline Rental	5 : 1.5
Pragmatic Solutions to Recycling Today	Sustainably reducing, reuse and recycling waste materials in the environment	5 : 2
Your place of work, our AREA of expertise	Your place of work, our (COMP	4 : 1
Convenient, secure and cheap currency exchange	Multi-Currency Travel Mastercard and Smart App	5 : 3
The #1 RV Roller Shades Manufacturer	RV Window Shades, Roller Shades for RV and Home	5 : 3
Types of Flowers, Meaning of Rose Colors & More	The World's Largest Flower Resource	2 : 5
Vertern is a highly experienced, Defaqto 5 star rated, independent stockbroker	A leading independent stockbroker in the UK	1.5 : 4.5
Eco-Friendly Disinfectants That Work With Nature	The Future of Disinfection is Here!	2.5 : 5
Life Changing Adventures & Sustainable Shopping in Pembrokeshire	Pembrokeshire's Leading Sustainable Adventure Centre	3 : 5
Connecting tenants and landlords	Rent your apartment online in seconds, not hours!	3 : 5

6. Generating Diverse Slogans

Generating **diverse** slogans is crucial to avoid ads fatigue and enable personalisation. While our model can generate high-quality slogans from descriptions, given one description, the different generated slogans tend to be similar to each other, such as replacing some words or using a slightly different expression. We can increase the diversity naively by increasing the temperature during generation. However, it will likely decrease the quality of generated slogans. We propose two alternative approaches to increase diversity. Firstly, we tap on the conditional language generation introduced in Section 3.4. Secondly, we sample random paragraphs from the landing page and use them as inputs to the seq2seq model instead of the company's description.

6.1 Customizing Slogan Based on Industry

In Section 3.4, we train a model $P(\text{slogan}|\text{description}, \text{industry})$ conditioned additionally on the industry. It allows us to change the industry during inference time so the model can generate customised slogans for different industries by focusing on different aspects of the description. To verify this capability, we experiment with some companies that are related to multiple industries. We present sample company descriptions, the industries we specified and the corresponding generated slogans in Table 9. We use greedy generation to ensure the diversity is not due to sampling.

Table 9. : Sample generated slogans conditioned on different industries

<p>Desc: SoftClinic is an end-to-end hospital management software that helps physicians, clinics, and hospitals to make their practice paperless. We tailor customized hospital management information systems and clinic management systems that best suit the unique requirement of each hospital. We provide scalable hospital software with different modules like Laboratory, Pharmacy, HR, Inventory, and Accounting; thereby digitizing the basic management and record-keeping and making management tasks easier. SoftClinic has made global marks in a very short span of time and is currently being used in 45 countries by more than 25,000 physicians across all verticals of the healthcare industry</p> <p>Industry: Hospital & Health Care</p> <p>Output: SoftClinic Hospital Management Software for Physicians, Clinics, and Hospitals</p> <p>Industry: Computer Software</p> <p>Output: SoftClinic End-to-End Hospital Management Software</p>
<p>Desc: At Honda, The Power of Dreams drives us to create intelligent products that enhance mobility and increase the joy in people's lives. We continue to draw inspiration from the visionary ideas of our namesake, Soichiro Honda. He saw incredible power in the freedom of mobility and used his imagination to change the world. It is this mindset that guides us to help move people forward and protect the future we all share.</p> <p>Industry: Transportation/Trucking/Railroad</p> <p>Output: Honda The Power of Dreams - Mobility Solutions for the Futures</p> <p>Industry: Automotive</p> <p>Output: Honda The Power of Dreams - Inspiring the joy in people's lives</p>
<p>Desc: Find your fit with Fitbit's family of fitness products that help you stay motivated and improve your health by tracking your activity, exercise, food, weight and sleep.</p> <p>Industry: Computer Software</p> <p>Output: Fitbit The Family of Fitness Products for Better Health</p> <p>Industry: Health, Wellness and Fitness</p> <p>Output: Fitbit The Best Way to Stay Motivated and Better Fit</p>

The result is promising as the model managed to learn what aspects are important for each industry. E.g., for the first company “SoftClinic”, when conditioned on “Hospital & Health Care”, the slogan emphasises that the software serves “Physicians, Clinics, and Hospitals”. On the other hand, when conditioned on “Computer Software”, the slogan focuses on the software’s functionality (“end-to-end”).

6.2 Generating slogans from Paragraphs on the Web Page

There is yet another more straightforward way to generate diverse slogans, that is to vary the input sequence. We initially planned to mine “description-like” text related to the company other than the <meta> tag description as detailed in Section 4. However, we observed that the model could generate plausible slogans with input sequences that are not necessarily descriptions. We use Beautiful Soup library to crawl the text from the landing page URL, then split it to chunks based

on our model’s maximum input sequence length and use random text chunks as input instead of the company’s description. Table 10 shows the generated slogans for two digital marketing companies from their description and web page. For the slogans generated from the description, we use a beam size of 10 and sample among the top 50 candidate tokens with the highest probability at each time step. For the slogans generated from the web page, we use greedy decoding. We can see that the slogans generated from texts on the advertiser’s web page are much more diverse. They also do not sacrifice quality or relevance.

Table 10. : Sample generated slogans from the description and paragraphs from the landing page

<p>Company: Knorex</p> <p>Desc: Cross-channel marketing cloud platform augmented by Machine Learning. Single dashboard to automate and optimize all your campaigns across digital marketing funnels in one place.</p> <p>Page URL: https://www.knorex.com/why-xpo</p> <p>Desc slogans:</p> <p>XPO Marketing Automation Platform for Digital Marketing Knorex</p> <p>XPO Marketing Automation Platform Knorex</p> <p>XPO Marketing Automation Platform for Agencies, Big and Small XPO</p> <p>XPO AI-Powered Marketing Automation Platform for Agencies & SMBs</p> <p>XPO AI-Powered Digital Marketing Automation Platform for Agencies</p> <p>URL slogans:</p> <p>Knorex Automated Media Buying (i.e) Automation Platform for Audience Engagement</p> <p>Knorex - AI-powered ad budgeting and placement solutions</p> <p>XPO The Data Integration Platform for Sales, Marketing, and Marketing Teams</p> <p>XPO as a Marketing Cloud Platform Knorex</p> <p>Knorex - The Most Trusted Automation Platform for Media Audience Intelligence</p>
<hr/> <p>Company: GSM</p> <p>Desc: GSM specializes in automotive digital marketing solutions designed to drive leads and revenue by increasing the online visibility of your dealership.</p> <p>Page URL: https://www.gsmarketing.com/digital-solutions</p> <p>Desc slogans:</p> <p>GSM’s Display Advertising Digital Advertising for Dealerships</p> <p>GSM Digital Advertising for Automotive Dealerships</p> <p>GSM’s Display Advertising - Digital Advertising for Dealerships</p> <p>GSM’s Display Advertising Digital Advertising Made Easy</p> <p>GSM’s Display Advertising Digital Advertising and Digital Marketing Agency</p> <p>URL slogans:</p> <p>GSM Market Research and Market Intelligence for Business</p> <p>GSM Digital Marketing Tips To Drive Your Business Forward</p> <p>GSM The Most Powerful Digital Marketing Platform for Buyer Data</p> <p>GSM Virtual, Online Billboard Advertising for Auto Dealerships</p> <p>GSM Automotive Marketing and Strategy Agency</p>

7. Conclusion

In this work, we model slogan generation as a sequence generation problem using a sequence-to-sequence transformer model with the company’s description as input. It ensures the cohesiveness

between the generated slogan and the company's marketing communication. We further applied delexicalisation to improve the generated slogans' quality drastically. In addition, we introduced two simple but effective approaches to improve the diversity of the slogans, namely generating slogans conditioned on different industries and different paragraphs from the advertiser's web page. Our best model achieved a ROUGE -1/-2/-L F₁ score of 53.13/33.30/46.49 on a manually-curated slogan dataset. A Human evaluation further validated that the slogans generated by our system are plausible and have a quality close to human-written slogans.

Acknowledgement

Yiping is supported by the scholarship from "The 100th Anniversary Chulalongkorn University Fund for Doctoral Scholarship" and also "The 90th Anniversary Chulalongkorn University Fund (Ratchadaphiseksomphot Endowment Fund)". We are also grateful to our colleague Bao Dai for providing the initial slogan dataset. We would like to thank our colleagues Khang Nguyen and Hy Dang for conducting the manual evaluation on the slogans. The transformer models in this work were trained using Paperspace Gradient's free P5000 cloud GPUs. We are grateful for their generosity for providing the platform.

References

- Abrams, Z. and Vee, E. 2007. Personalized ad delivery when ads fatigue: An approximation algorithm. In *Proceedings of the International Workshop on Web and Internet Economics*, pp. 535–540, Bangalore, India. Springer.
- Alnajjar, K. and Toivonen, H. 2020. Computational generation of slogans. *Natural Language Engineering*, pp. 1–33.
- Bahdanau, D., Cho, K., and Bengio, Y. 2015. Neural machine translation by jointly learning to align and translate. In *Proceedings of the 3rd International Conference on Learning Representations*, San Diego, CA, USA.
- Boigne, J. 2020. Building a slogan generator with gpt-2. <https://jonathanbgn.com/gpt2/2020/01/20/slogan-generator.html>. Accessed: 2020-01-14.
- Bruce, N. I., Murthi, B., and Rao, R. C. 2017. A dynamic model for digital advertising: The effects of creative format, message content, and targeting on engagement. *Journal of marketing research*, 54(2):202–218.
- Cho, K., van Merriënboer, B., Gulcehre, C., Bahdanau, D., Bougares, F., Schwenk, H., and Bengio, Y. 2014. Learning phrase representations using rnn encoder–decoder for statistical machine translation. In *Proceedings of the 2014 Conference on Empirical Methods in Natural Language Processing*, pp. 1724–1734, Doha, Qatar.
- Devlin, J., Chang, M.-W., Lee, K., and Toutanova, K. 2019. Bert: Pre-training of deep bidirectional transformers for language understanding. In *Proceedings of the 2019 Conference of the North American Chapter of the Association for Computational Linguistics: Human Language Technologies, Volume 1 (Long and Short Papers)*, pp. 4171–4186, Minneapolis, Minnesota.
- Gatti, L., Özbal, G., Guerini, M., Stock, O., and Strapparava, C. 2015. Slogans are not forever: Adapting linguistic expressions to the news. In *Proceedings of the 24th International Joint Conference on Artificial Intelligence*, pp. 2452–2458, Buenos Aires, Argentina.
- Gatti, L., Özbal, G., Stock, O., and Strapparava, C. 2017. To sing like a mockingbird. In *Proceedings of the 15th Conference of the European Chapter of the Association for Computational Linguistics: Volume 2, Short Papers*, pp. 298–304, Valencia, Spain.
- He, T., Zhang, Z., Zhang, H., Zhang, Z., Xie, J., and Li, M. 2019. Bag of tricks for image classification with convolutional neural networks. In *Proceedings of the IEEE Conference on Computer Vision and Pattern Recognition*, pp. 558–567, Long Beach, CA, USA.
- Hermann, K. M., Kocisky, T., Grefenstette, E., Espeholt, L., Kay, W., Suleyman, M., and Blunsom, P. 2015. Teaching machines to read and comprehend. volume 28, pp. 1693–1701, Montreal, Canada.
- Hochreiter, S. and Schmidhuber, J. 1997. Long short-term memory. *Neural computation*, 9(8):1735–1780.
- Howard, J. and Gugger, S. 2020. Fastai: A layered api for deep learning. *Information*, 11(2):108.
- Iwama, K. and Kano, Y. 2018. Japanese advertising slogan generator using case frame and word vector. In *Proceedings of the 11th International Conference on Natural Language Generation*, pp. 197–198, Tilburg, The Netherlands.
- Katragadda, R., Pingali, P., and Varma, V. 2009. Sentence position revisited: A robust light-weight update summarization 'baseline' algorithm. In *Proceedings of the Third International Workshop on Cross Lingual Information Access: Addressing the Information Need of Multilingual Societies (CLIAWS3)*, pp. 46–52, Boulder, Colorado.
- Keskar, N. S., McCann, B., Varshney, L., Xiong, C., and Socher, R. 2019. CTRL - A Conditional Transformer Language

- Model for Controllable Generation. *arXiv preprint arXiv:1909.05858*.
- Lewis, M., Liu, Y., Goyal, N., Ghazvininejad, M., Mohamed, A., Levy, O., Stoyanov, V., and Zettlemoyer, L.** 2020. BART: Denoising sequence-to-sequence pre-training for natural language generation, translation, and comprehension. In *Proceedings of the 58th Annual Meeting of the Association for Computational Linguistics*, pp. 7871–7880.
- Li, J., Galley, M., Brockett, C., Gao, J., and Dolan, B.** 2016. A diversity-promoting objective function for neural conversation models. In *Proceedings of the 2016 Conference of the North American Chapter of the Association for Computational Linguistics: Human Language Technologies*, pp. 110–119, San Diego, CA, USA.
- Luong, M.-T., Pham, H., and Manning, C. D.** 2015. Effective approaches to attention-based neural machine translation. In *Proceedings of the 2015 Conference on Empirical Methods in Natural Language Processing*, pp. 1412–1421, Lisbon, Portugal.
- Matsumaru, K., Takase, S., and Okazaki, N.** 2020. Improving truthfulness of headline generation. In *Proceedings of the 58th Annual Meeting of the Association for Computational Linguistics*, pp. 1335–1346.
- Mikolov, T., Sutskever, I., Chen, K., Corrado, G. S., and Dean, J.** 2013. Distributed representations of words and phrases and their compositionality. volume 26, pp. 3111–3119, Lake Tahoe, Nevada, USA.
- Misawa, S., Miura, Y., Taniguchi, T., and Ohkuma, T.** 2020. Distinctive slogan generation with reconstruction. In *Proceedings of Workshop on Natural Language Processing in E-Commerce*, pp. 87–97, Barcelona, Spain.
- Munigala, V., Mishra, A., Tamilselvam, S. G., Khare, S., Dasgupta, R., and Sankaran, A.** 2018. Persuaide! an adaptive persuasive text generation system for fashion domain. In *Companion Proceedings of the The Web Conference 2018*, pp. 335–342, Lyon, France.
- Niu, X., Xu, W., and Carpuat, M.** 2019. Bi-directional differentiable input reconstruction for low-resource neural machine translation. In *Proceedings of the 2019 Conference of the North American Chapter of the Association for Computational Linguistics: Human Language Technologies, Volume 1 (Long and Short Papers)*, pp. 442–448, Minneapolis, Minnesota, USA.
- Özbal, G., Pighin, D., and Strapparava, C.** 2013. Brainsup: Brainstorming support for creative sentence generation. In *Proceedings of the 51st Annual Meeting of the Association for Computational Linguistics (Volume 1: Long Papers)*, pp. 1446–1455, Sofia, Bulgaria.
- Papadopoulou, O., Zampoglou, M., Papadopoulos, S., and Kompatsiaris, I.** 2017. A two-level classification approach for detecting clickbait posts using text-based features. *arXiv preprint arXiv:1710.08528*.
- Radford, A., Wu, J., Child, R., Luan, D., Amodei, D., and Sutskever, I.** 2019. Language models are unsupervised multitask learners. *OpenAI blog*, 1(8):9.
- See, A., Liu, P. J., and Manning, C. D.** 2017. Get to the point: Summarization with pointer-generator networks. In *Proceedings of the 55th Annual Meeting of the Association for Computational Linguistics (Volume 1: Long Papers)*, pp. 1073–1083, Vancouver, Canada.
- Sutskever, I., Vinyals, O., and Le, Q. V.** 2014. Sequence to sequence learning with neural networks. volume 27, pp. 3104–3112, Montreal, Quebec, Canada.
- Tomašič, P., Znidaršič, M., and Papa, G.** 2014. Implementation of a slogan generator. In *Proceedings of 5th International Conference on Computational Creativity*, volume 301, pp. 340–343, Ljubljana, Slovenia.
- Vaswani, A., Shazeer, N., Parmar, N., Uszkoreit, J., Jones, L., Gomez, A. N., Kaiser, Ł., and Polosukhin, I.** 2017. Attention is all you need. In *Advances in neural information processing systems*, pp. 5998–6008, Long Beach, CA, USA.
- Vempati, S., Malayil, K. T., Sruthi, V., and Sandeep, R.** 2020. Enabling hyper-personalisation: Automated ad creative generation and ranking for fashion e-commerce. In *Fashion Recommender Systems*, pp. 25–48. Springer.
- Wen, T.-H., Gasic, M., Mrkšić, N., Su, P.-H., Vandyke, D., and Young, S.** 2015. Semantically conditioned lstm-based natural language generation for spoken dialogue systems. In *Proceedings of the 2015 Conference on Empirical Methods in Natural Language Processing*, pp. 1711–1721, Lisbon, Portugal.
- Wolf, T., Debut, L., Sanh, V., Chaumond, J., Delangue, C., Moi, A., Cistac, P., Rault, T., Louf, R., Funtowicz, M., and others** 2019. Huggingface’s transformers: State-of-the-art natural language processing. *ArXiv*, pp. arXiv–1910.
- Xia, P., Wu, S., and Van Durme, B.** 2020. Which* bert? a survey organizing contextualized encoders. In *Proceedings of the 2020 Conference on Empirical Methods in Natural Language Processing*, pp. 7516–7533.
- Zhang, J., Zhao, Y., Saleh, M., and Liu, P.** 2020. Pegasus: Pre-training with extracted gap-sentences for abstractive summarization. In *Proceedings of the International Conference on Machine Learning*, pp. 11328–11339. PMLR.

Appendix A. Slogan Annotation Guideline for Human Evaluators

You will be shown two slogans for the same company in sequence at each time. One of them is written by the company themselves, and another is generated by an AI model. For each slogan, please rate on a scale of 1 (poor) to 5 (great). Please ensure your rating standard is consistent both among the two candidates and across different companies.

Please note that the order of the two slogans is randomly shuffled. So you should not use the order information to make a judgement. The website URL of the company is also provided. You are not required to check the website. However, in case you doubt if the slogan is relevant to the company, you can visit the website to verify.

When scoring the slogans, please pay attention to the following aspects:

Succinct: A slogan should be succinct. It doesn't have to be a complete sentence (although it can be). If two candidates contain roughly the same information, prefer the shorter one. So slogan A below is better than slogan B.

Slogan A: Knorex | Performance Precision Marketing

Slogan B: Knorex is a provider of performance precision marketing solutions

Specific: A slogan should be specific, ideally highlighting the unique selling point (USP) instead of a covering description. So slogan B below is better than slogan A.

Slogan A: The Best Hospital in Jersey

Slogan B: Award-Winning, Accredited Hospital in Jersey

Catchy: A slogan should be catchy and memorable. Examples are using metaphor, humour or creativity. So slogan A below is better than slogan B (for the company M&Ms). However, creativity should not undermine clarity and relevance to the company. In case you need to visit the company's URL, please do so to help you make a better judgement.

Slogan A: Melts in Your Mouth, Not in Your Hands

Slogan B: Multi-Coloured Button-Shaped Chocolates

Well-formed: A slogan should be well-formed. Obvious grammatical errors or misspellings that are **not** intentional due to creativity should be penalised. So slogan B below is better than slogan A.

Slogan A: Your trip with us book

Slogan B: Book your trip with us

Lastly, please perform the labelling independently, especially do not discuss with the other annotator performing the same task. Thank you for your contribution!

Appendix B. Annotation Interface

We implement the annotation interface using Pigeon⁹, a simple widget for Jupyter notebook.

⁹<https://github.com/agermanidis/pigeon>

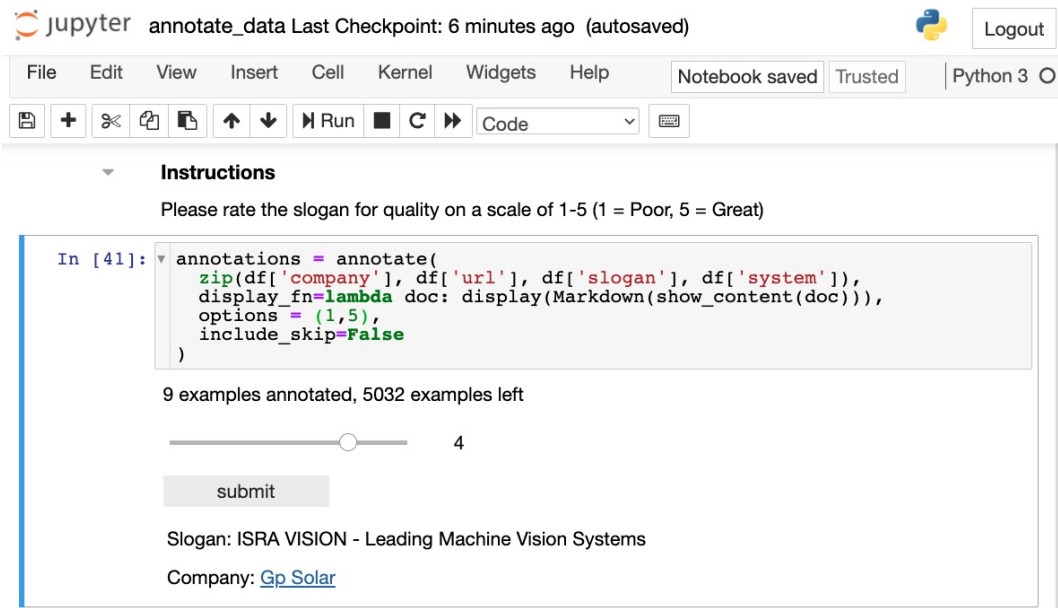


Figure 6: User interface for human evaluators to score the slogans. Besides the slogan, we also provide a link to the company’s website.